

The Air Program Information Management System (APIMS)



Frank Castaneda, III, P.E.

APIMS Program Manager
AFCEE/TDNQ

Report Documentation Page

Form Approved
OMB No. 0704-0188

Public reporting burden for the collection of information is estimated to average 1 hour per response, including the time for reviewing instructions, searching existing data sources, gathering and maintaining the data needed, and completing and reviewing the collection of information. Send comments regarding this burden estimate or any other aspect of this collection of information, including suggestions for reducing this burden, to Washington Headquarters Services, Directorate for Information Operations and Reports, 1215 Jefferson Davis Highway, Suite 1204, Arlington VA 22202-4302. Respondents should be aware that notwithstanding any other provision of law, no person shall be subject to a penalty for failing to comply with a collection of information if it does not display a currently valid OMB control number.

1. REPORT DATE 02 NOV 2011		2. REPORT TYPE		3. DATES COVERED 00-00-2011 to 00-00-2011	
4. TITLE AND SUBTITLE The Air Program Information Management System (APIMS)				5a. CONTRACT NUMBER	
				5b. GRANT NUMBER	
				5c. PROGRAM ELEMENT NUMBER	
6. AUTHOR(S)				5d. PROJECT NUMBER	
				5e. TASK NUMBER	
				5f. WORK UNIT NUMBER	
7. PERFORMING ORGANIZATION NAME(S) AND ADDRESS(ES) AFCEE/TDNQ, San Antonio, TX, 78226-2018				8. PERFORMING ORGANIZATION REPORT NUMBER	
9. SPONSORING/MONITORING AGENCY NAME(S) AND ADDRESS(ES)				10. SPONSOR/MONITOR'S ACRONYM(S)	
				11. SPONSOR/MONITOR'S REPORT NUMBER(S)	
12. DISTRIBUTION/AVAILABILITY STATEMENT Approved for public release; distribution unlimited					
13. SUPPLEMENTARY NOTES Presented at the GreenGov Symposium, October 31 - November 2, 2011, Washington, DC					
14. ABSTRACT					
15. SUBJECT TERMS					
16. SECURITY CLASSIFICATION OF:			17. LIMITATION OF ABSTRACT	18. NUMBER OF PAGES	19a. NAME OF RESPONSIBLE PERSON
a. REPORT	b. ABSTRACT	c. THIS PAGE			
unclassified	unclassified	unclassified	Same as Report (SAR)	13	

What is APIMS?



Air Program Information Management System:

- Sustainability of Enterprise air quality management system

- Aspects and Impacts to Process
- Auditing and Measurement
- Goal Tracking and Achievement
- GHG Tracking and Reporting
- Air Emissions Inventory Preparation
- Permit Management, Inspection and deficiency management.
- Scalable to all Facilities

- GOTS – Air Force owned

- Available to all Federal Agencies (no licensing costs)



Where is APIMS Today



User Community (DoD)




- | | | | | | | | | | |
|--|---|--|---|---|---|---|---|--|---|
| <p>★ PACAF</p> <ul style="list-style-type: none"> Eielson AFB J.B. Elmendorf – Richardson Kadena AFB Misawa AFB Osan AFB Yokota AFB | <p>★ ACC</p> <ul style="list-style-type: none"> Avon Park AFR Beale AFB Davis-Monthan AFB Dyess AFB Ellsworth AFB Holloman AFB Langley AFB Moody AFB Mountain Home AFB Nellis AFB Offutt AFB Seymour Johnson AFB Shaw AFB | <p>★ AETC</p> <ul style="list-style-type: none"> Altus AFB Columbus AFB Goodfellow AFB Keesler AFB Lackland AFB Laughlin AFB Luke AFB Maxwell AFB Randolph AFB Sheppard AFB Tyndall AFB Vance AFB | <p>★ AFMC</p> <ul style="list-style-type: none"> Arnold AFB Brooks City Base Edwards AFB Eglin AFB Hanscom AFB Hill AFB Kirtland AFB Robins AFB Rome Labs Tinker AFB Wright-Patterson AFB | <p>★ ANG</p> <ul style="list-style-type: none"> Alpena ANG Barnes ANG Peoria ANG Pittsburgh ANG Selfridge ANG Sioux City ANG Salt Lake City ANG Willow Grove ANG | <p>★ AFSPC</p> <ul style="list-style-type: none"> Buckley AFB Cape Canaveral Los Angeles AFB Patrick AFB | <p>★ AMC</p> <ul style="list-style-type: none"> J.B. Charleston Grand Forks AFB Little Rock AFB MacDill AFB Scott AFB | <p>★ AFDW</p> <ul style="list-style-type: none"> Andrews AFB Bolling AFB | <p>★ AFSOC</p> <ul style="list-style-type: none"> Cannon AFB Hurlburt Field | <p>★ Non Air Force</p> <ul style="list-style-type: none"> J.B. Lewis-McChord Ft Hood McAlester AAF Ft McPherson Ft Stewart Ft Carson Camp Lejeune Ft Gillem McChord Hickam Andersen |
|--|---|--|---|---|---|---|---|--|---|

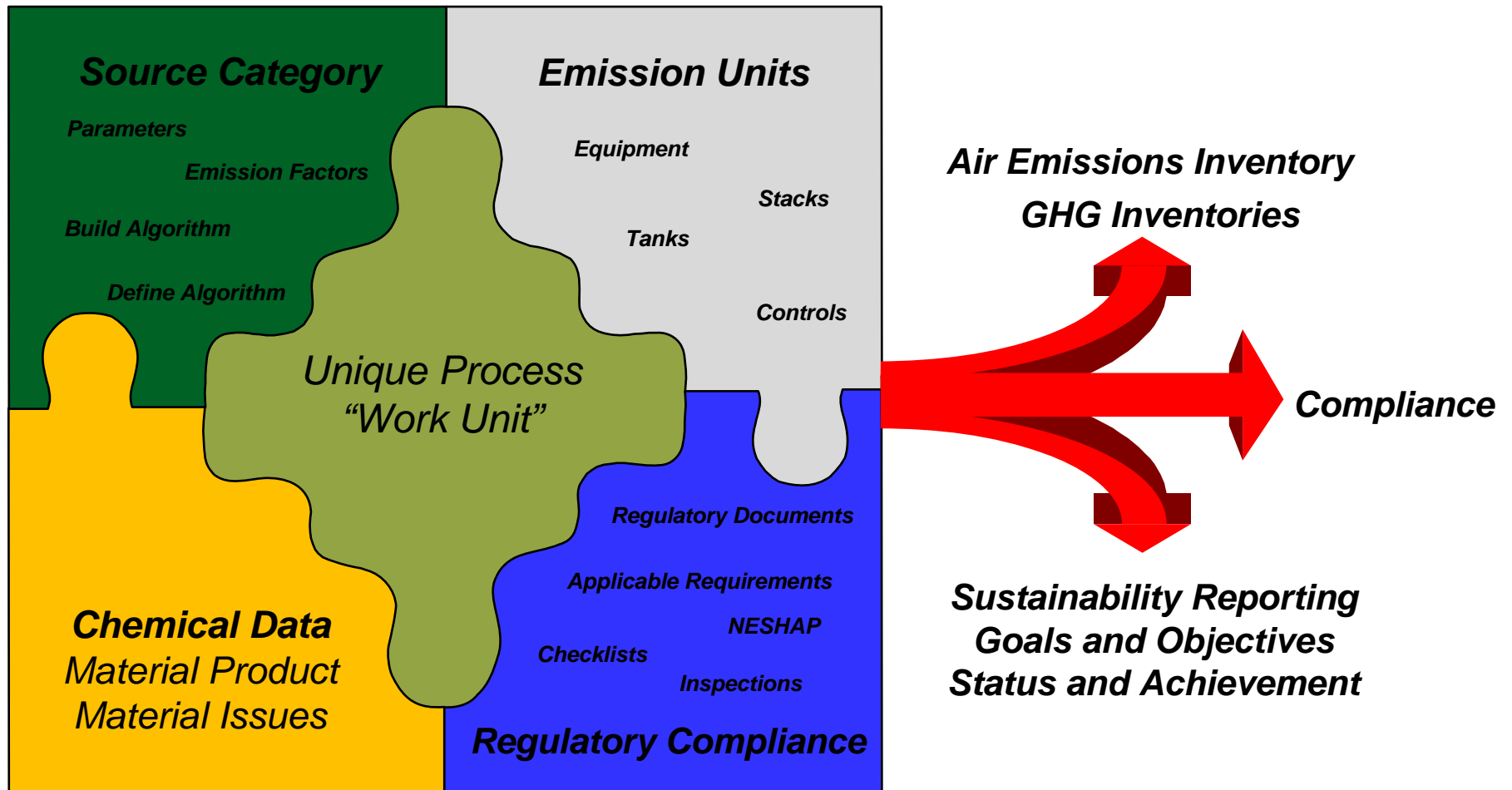
What is APIMS?



- Supports a Multi-Tiered Organization
- Supports reporting requirements of all enterprise management levels:
 - Supports facility Sustainability and compliance tracking and reporting
 - Provides Enterprise data analysis
 - Facilitates trend analysis
 - Supports cost of compliance assessments



What is Process Centric?



Work Driven accounting and reporting, allows emissions to be directly related to Mission Requirements, Weapons, Work Processes

Why APIMS



- Data and Data System Consolidation:
 - Condenses 200+ different AEI formats to a single electronic format, Universal Air Emission Inventory
 - Eliminated over 15 stand alone Air Systems and countless spreadsheets.
- Data standardization:
 - Facilitates comparison analysis. “Apples to Apples”
 - Reduces data entry and maintenance
 - Drives uniformity in calculation methods
- Data quality improvement:
 - Standards based single repository
 - Reduced Keyboard entry errors
- Funding constraints:
 - Eliminates redundant and expensive IT systems
 - Reduces, training, data management, contractor assistance and error tracking cost



APIMS Benefits Sustainability Management



- **Air Emissions Calculations**
 - Stationary, Mobile, GHG Sources
- **Satisfies Air Requirements with Common Data Sets**
 - Doing more with less
- **Web Service Interfaces to Authoritative Sources**
 - Ability to feed other systems
- **Transparency to Mission**
 - Who is generating what
 - What to reduce
 - Meets ISO 14001 reqs.
- **Permit Management**
 - Measure Aspects and Impacts
 - Compares achievements to Objectives & Goals
 - Inspections and auditing

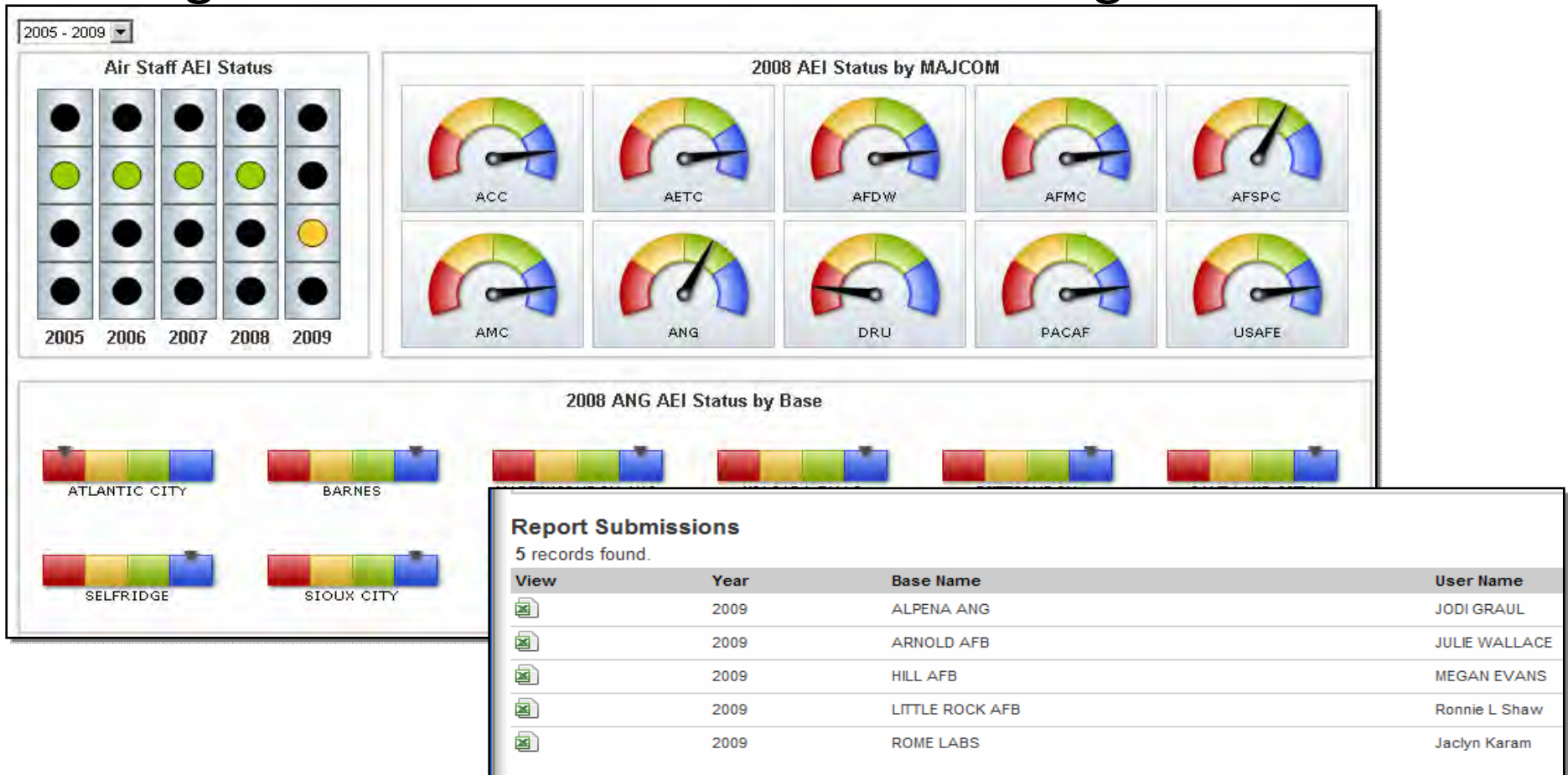
To-Be-Plan



APIMS Executive Dashboards Real Time View of Enterprise



- Integrated online submittal of AEI for mgmt review

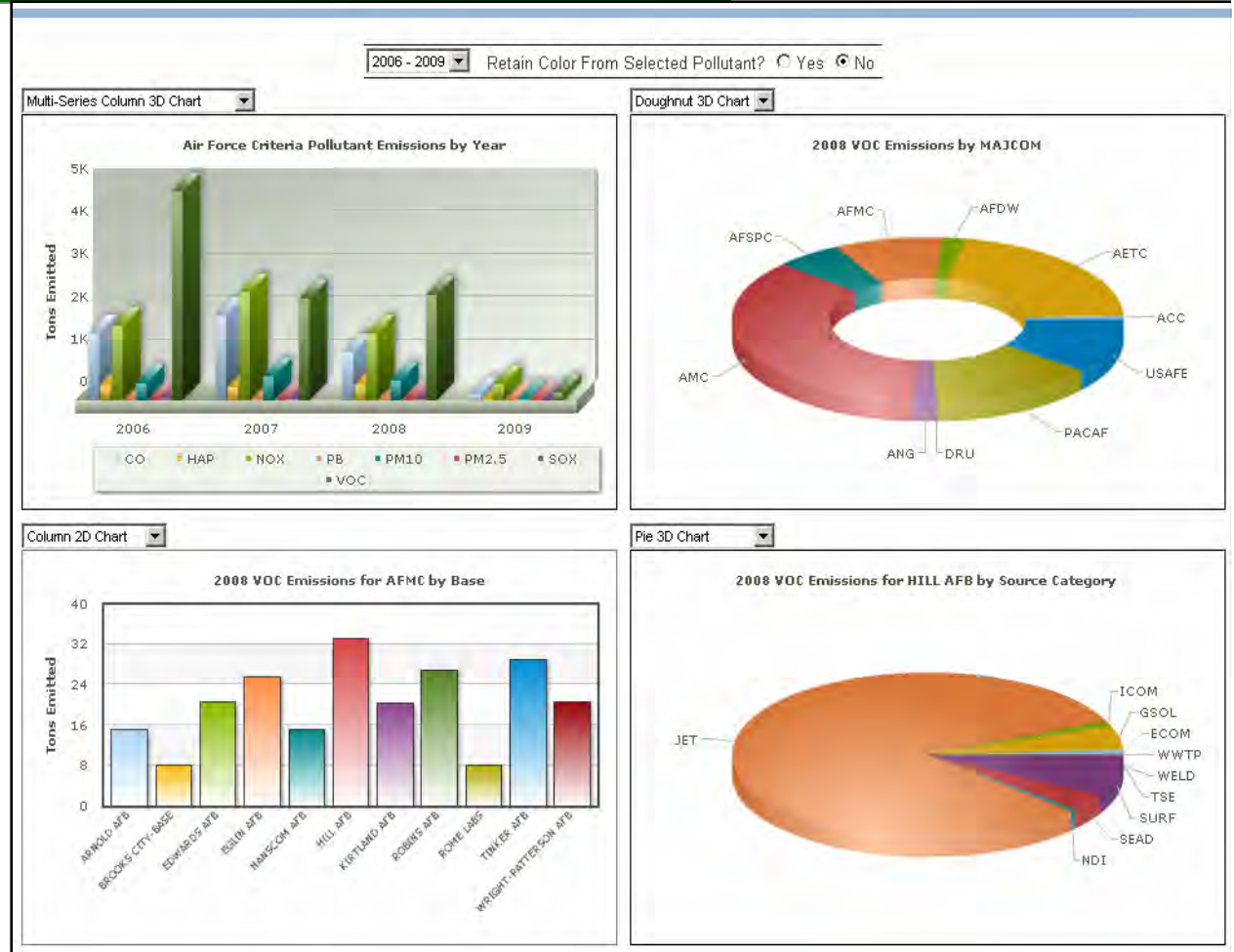


Dash board shows status by Command of Goal Achievement

APIMS Executive Dashboards Drilling Into the Enterprise



- Transparency
- Mission Impact
- Multi Tier Drill in
 - Air Force
 - MAJCOM
 - Installation
 - Sources
- Identifies Reduction Targets

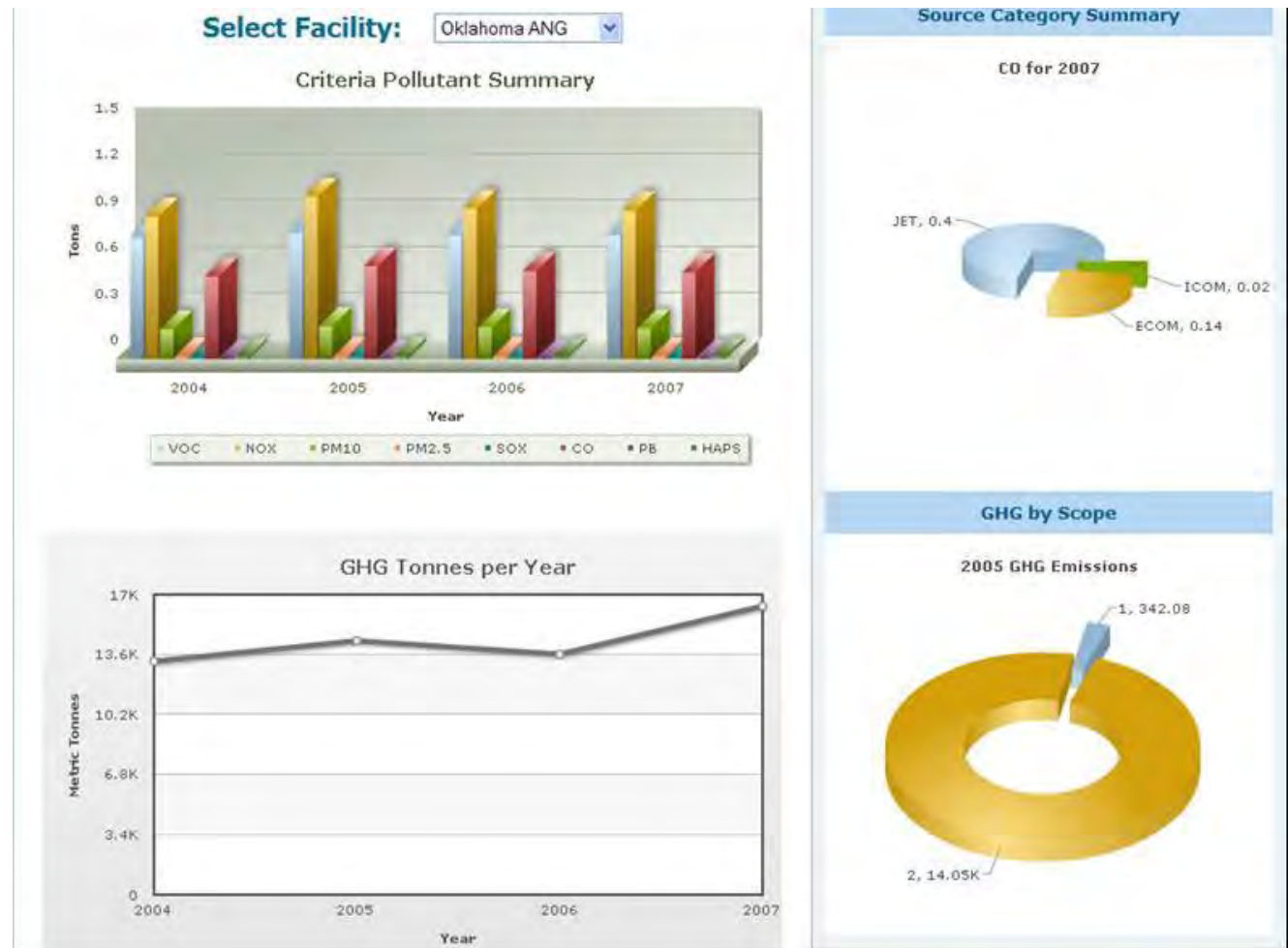


Dashboard displays, enterprise level criteria pollutants, MAJCOM contributions to total, MAJCOM Installation contributions to total, installation/source contributions to total

APIMS Executive Dashboards GHG where are they coming from



- Transparency
- Mission Impact
- Reduction Targets
- Unsustainable processes

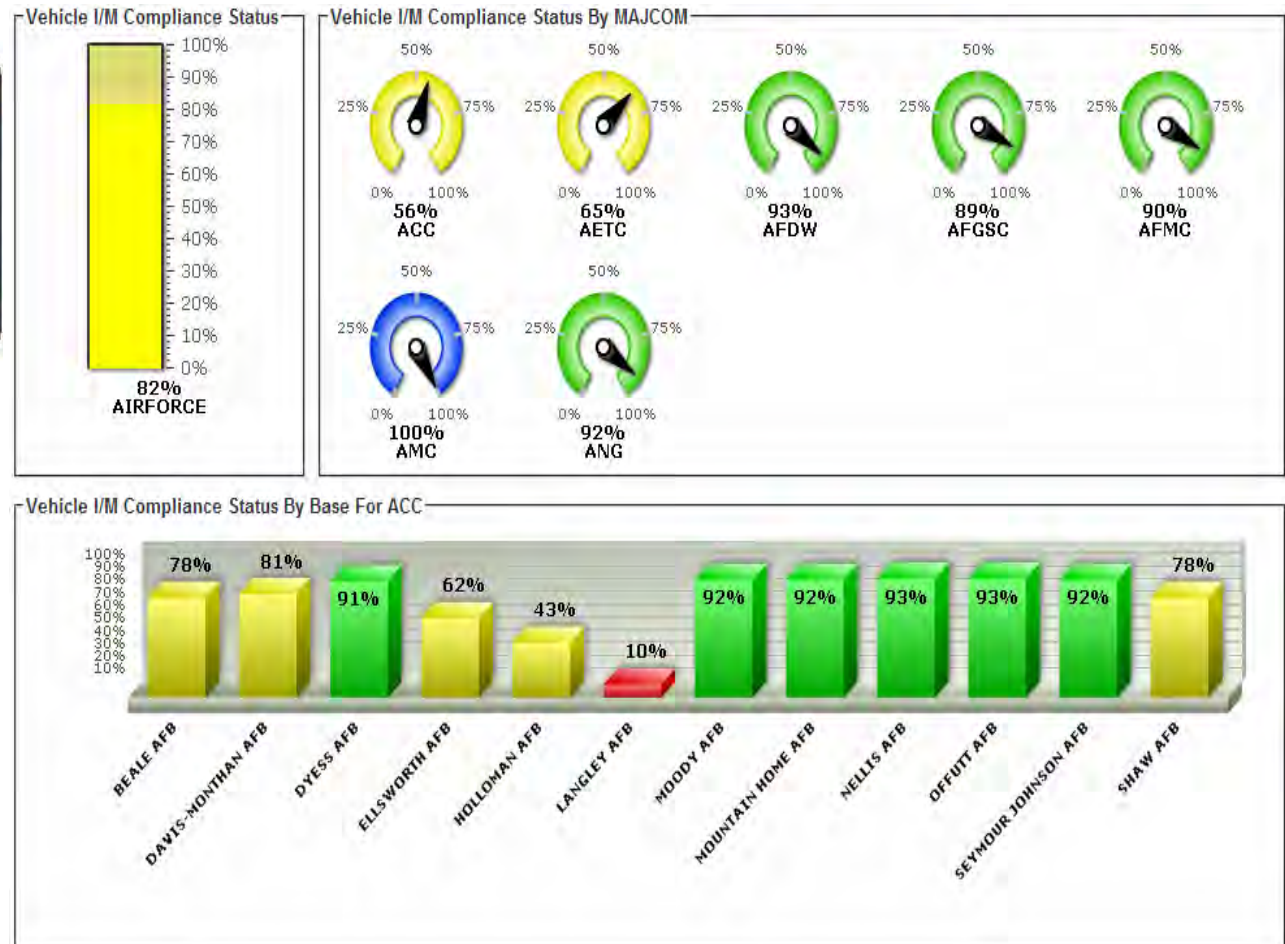


Dashboard displays, Facility criteria pollutants, CO by source contributions to total, Installation/Source contributions to total

APIMS Executive Dashboards Vehicle Emissions Management



- Transparency
- Accountability
- eRecords Mgmt



Dashboard reflects the status of goal to have all vehicles on Air Force property compliant with vehicle emissions testing

Case Study: AF Transformation to: Standardized Air Quality Management



- **APIMS Enabled Streamlined Management**
 - Transparency from HQ to Installation level reporting
 - Standardized business processes and data across the enterprise
 - Scalable to all size installations
 - Provided millions \$ in cost avoidance
 - Consolidated 15 systems into 1
 - Single authoritative source of all AQ information
- **Force Multiplier to Operations**
 - Continual improvement of multi business processes
 - Six Sigma approach
 - Creates value in data
 - Training standardized, what is done at smallest installation is reused in larger and vice versa “single source data entry”
- **Enterprise Management of all AQ Data**
 - Standardized algorithms and calculations
 - Standardized AEI and GHG Reports
 - Drill in directly to installation transactional data (Audit from afar)

Point of Contact



Frank Castaneda, III, P.E.

AF Air Quality Subject Matter Expert and APIMS Program Manager, PMO

AFCEE/TDNQ

francisco.castaneda@us.af.mil,

(210) 395-8395 cell (210) 410-4361