



Selecting DoDAF 2.0 Views and Models for Use in DoD Projects, Their Integration & Analysis

Ann Reedy and Beryl Bellman
4.12.12

Federated Enterprise Architecture Certification Institute

reedy@feac institute.org

bellman@feac institute.org



A Zachman Corporation



Report Documentation Page

*Form Approved
OMB No. 0704-0188*

Public reporting burden for the collection of information is estimated to average 1 hour per response, including the time for reviewing instructions, searching existing data sources, gathering and maintaining the data needed, and completing and reviewing the collection of information. Send comments regarding this burden estimate or any other aspect of this collection of information, including suggestions for reducing this burden, to Washington Headquarters Services, Directorate for Information Operations and Reports, 1215 Jefferson Davis Highway, Suite 1204, Arlington VA 22202-4302. Respondents should be aware that notwithstanding any other provision of law, no person shall be subject to a penalty for failing to comply with a collection of information if it does not display a currently valid OMB control number.

1. REPORT DATE 2012	2. REPORT TYPE	3. DATES COVERED 00-00-2012 to 00-00-2012			
4. TITLE AND SUBTITLE Selecting DoDAF 2.0 Views and Models for Use in DoD Projects, Their Integration & Analysis		5a. CONTRACT NUMBER			
		5b. GRANT NUMBER			
		5c. PROGRAM ELEMENT NUMBER			
6. AUTHOR(S)		5d. PROJECT NUMBER			
		5e. TASK NUMBER			
		5f. WORK UNIT NUMBER			
7. PERFORMING ORGANIZATION NAME(S) AND ADDRESS(ES) Federated Enterprise Architecture Certification Institute, 7054 Haycock Rd, Falls Church, VA, 22043		8. PERFORMING ORGANIZATION REPORT NUMBER			
9. SPONSORING/MONITORING AGENCY NAME(S) AND ADDRESS(ES)		10. SPONSOR/MONITOR'S ACRONYM(S)			
		11. SPONSOR/MONITOR'S REPORT NUMBER(S)			
12. DISTRIBUTION/AVAILABILITY STATEMENT Approved for public release; distribution unlimited					
13. SUPPLEMENTARY NOTES Presented at the 2012 DoD Enterprise Architecture, MIAMI, FL, APRIL 30 - MAY 3, 2012					
14. ABSTRACT					
15. SUBJECT TERMS					
16. SECURITY CLASSIFICATION OF:			17. LIMITATION OF ABSTRACT Same as Report (SAR)	18. NUMBER OF PAGES 63	19a. NAME OF RESPONSIBLE PERSON
a. REPORT unclassified	b. ABSTRACT unclassified	c. THIS PAGE unclassified			

Agenda

- A short introduction to the FEAC DoDAF Certification Program
- Overview of DoDAF 2.0
 - Changes from 1.5
- Six Step Process for Planning
- Examples
 - Example questions and corresponding views
 - Example planning example

The FEAC DoDAF Program

- FEAC was founded in 2001 and has certified over 1600 architects
- FEAC offers DoDAF education and training that leads to FEAC Certification, which is given by California State University East Bay and can earn graduate
- The program consists of five courses, four of which can be taken for graduate academic credit from the Department of Engineering at CSUEB
- FEAC has a relationship with National University (www.nu.edu) who accepts these units into their MS in Engineering Management program with a specialty in Enterprise Architecture. The remainder of that degree courses is offered online.
- Students learn how to plan, develop, model, implement and do EA analysis for an actual DoDAF project throughout the program and delivered as a practicum
- FEAC also offers short workshops and DoDAF boot camps, as well as TOGAF 9 certification courses

The DoDAF Courses

- The five basic FEAC courses are designated by the following course numbers; depending on whether you are taking the program for CEU or graduate academic units:
 - EXSP 8680/ENGR 7806 Framework Basics
 - EXSP 8681/ENGR 7807 Planning for Architecture Development and Use
 - EXSP 8682/ENGR 7808 Framework Views and Models
 - EXSP 8683/ENGR 7809 Advanced DoD Architecture Modeling and Analysis
 - EXSP 8684 DoDAF Practicum/Thesis
- We also provide an Elective TOGAF Course for those wanting TOGAF 8.1.1 Certification, which qualifies those who want to TOGAF 9 to take the Bridging Examination



Organizations that have sent students to FEAC for Certification

Government

Army Def Med Log SS
Army AIMD TRADOC
Air Force HQ OSSG
Air Force AIMD TRADOC
Air Force USJFCOM
Air Force US PACOM
Air Force US STRATCOM
Bureau of Engraving & Printing
City of Glendale, CA
City of Virginia Beach
DOD OSD BMSI
Department of Commerce - NTIA
Department of Commerce PTO
Department of Education SFA
Department of Education HQ
Department of State
DOI CIO
DOI OSM
DISA
HHS -ASBTF-OIRM
FDA
Federal Railroad Administration
FERC
Forest Service
GAO
GSA
IRS
Joint Forces Command
Lawrence Livermore National Labs
National Park Service
Navy ONR
Navy NAVSISA
NASA HQ
NASA Centers
NOAA
Office of the Comptroller of the Currency
OMB
OPM
Security and Exchange Commission
Smithsonian
Treasury - US Mint
USDA HQ
USDA RMA
US Postal Service
US Coast Guard
US Commerce Department
US Patent and Trademark
US PACOM/J2T2
US Senate
University Of Leuven (Belgium)
Veterans Administration
VA Veterans Benefits Administration
White House-EOP

Industry

Aerospace Corporation
AMIT
AMS
Analytics and Mechanics
Assoc
Anteon
Apteon
Arinc
BAE Systems
BEA
Boeing
Booz Allen Hamilton
Burk Consortium
CACI
Conquest-Boeing
CSC
Dell
DiamondCluster
International
DigitalNet
Eagan McAllister
East Bank Technologies
ERPI
General Dynamics
GroupoActivity (Spain)
Headstrong
Hewlett Packard
IBM
Independent Consultants
Information Dynamics
Johns Hopkins University-
APL
Knowledge Code
L-3 Communications
Lockheed Martin Co
Mitre
Northrup Grumman
NTT Data Agilnet (Japan)
Oracle
PacTel
Phase One Inc
Raytheon
RG2
RGS Assoc
Rose International
RSIS
SAIC
Samsung (Korea)
Schafer
Sci Group
ScotCro
SKCC (Korea)
SRA
Stanley Associates Inc
Summaria Sys Inc
Titan
VAAP Technologies

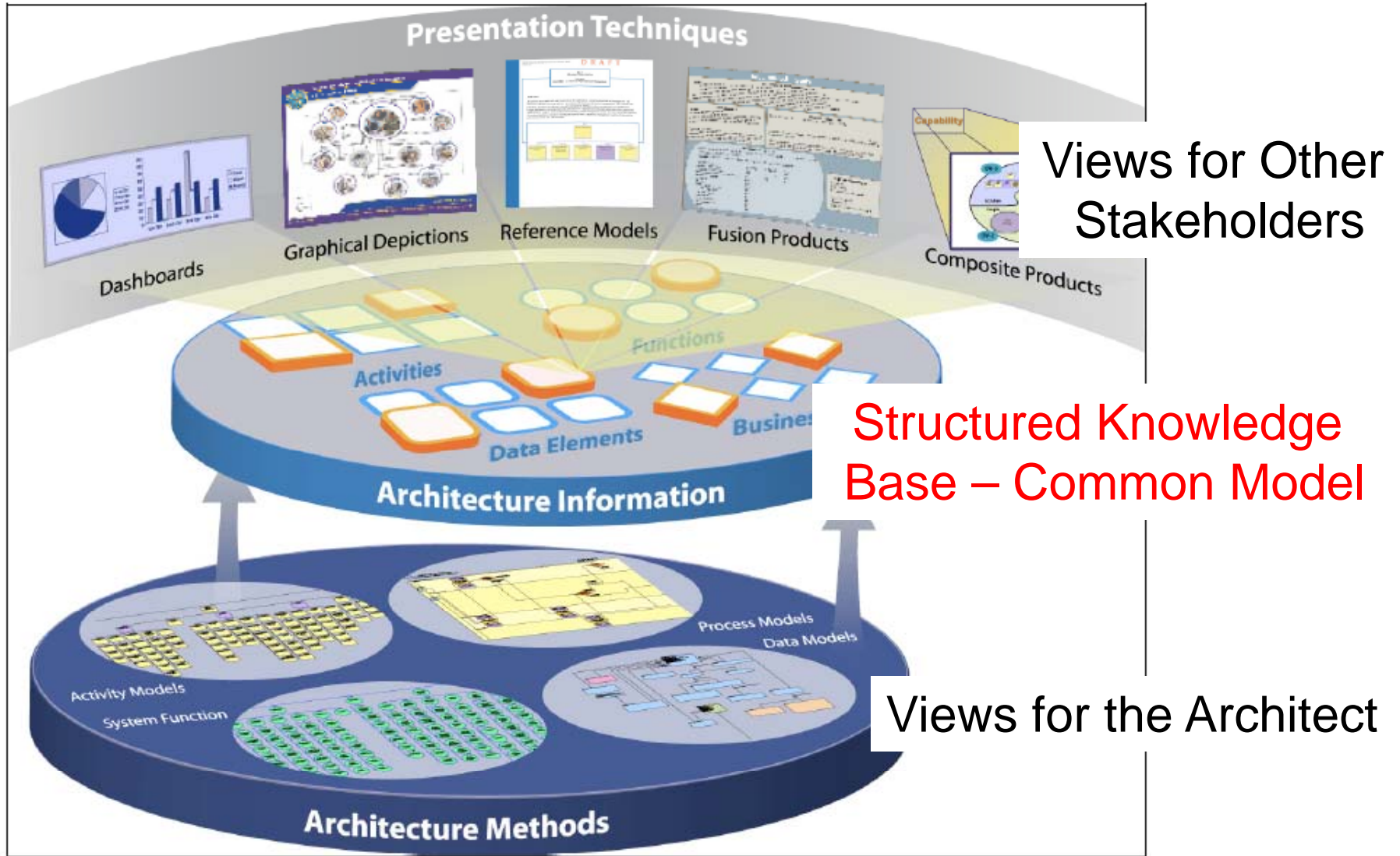
Goals

- Understanding how to identify required data and select DoDAF described models based on stakeholder questions

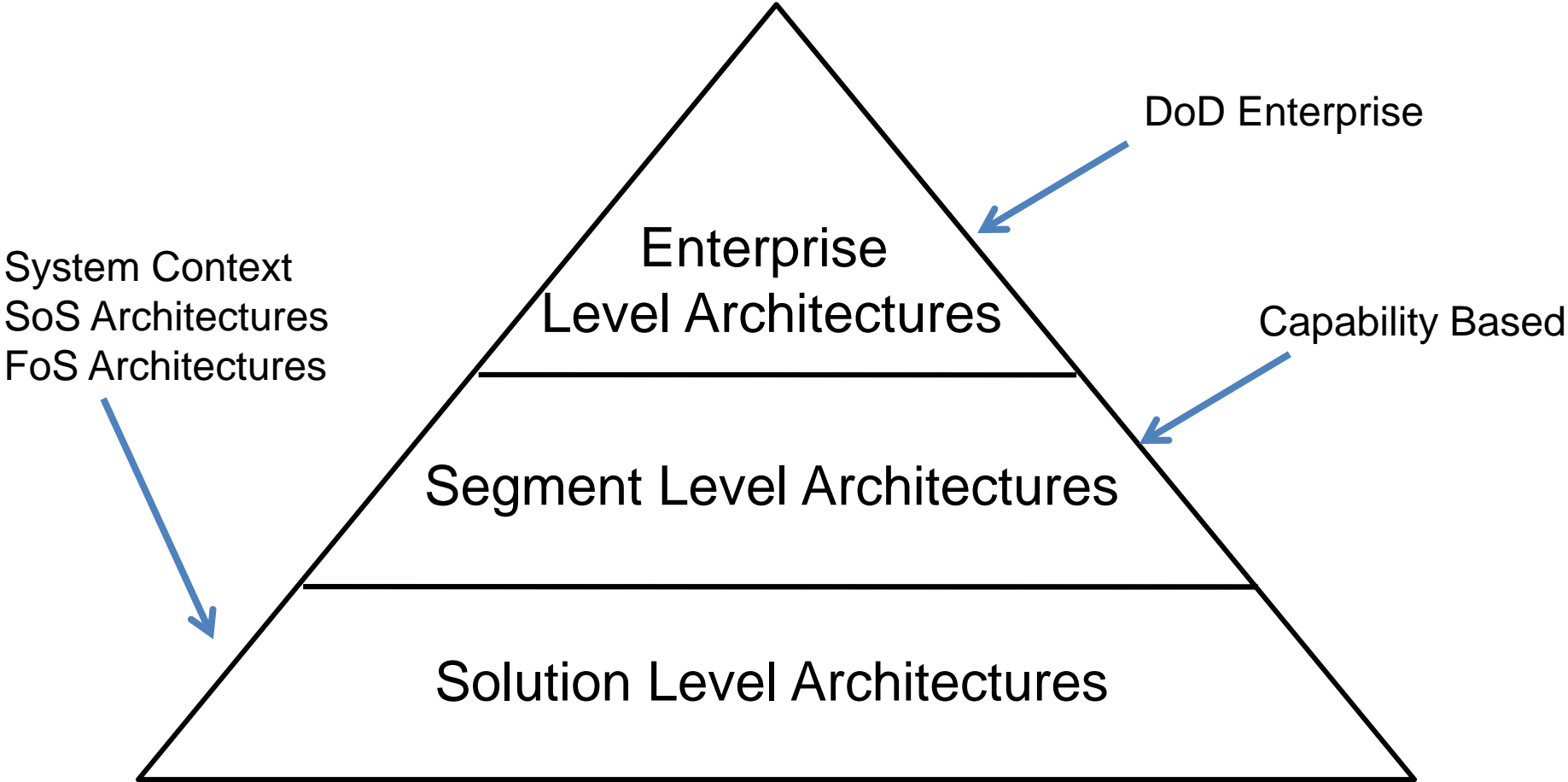
DoD Architecture Framework 2.0

- What it is:
 - Guidance on the types of data and relationships needed to document a DoD architecture in a standard way (new in 2.0)
 - Guidance on format and content for a standard set of *DoDAF Described Models* for describing architectures
 - High level meta-process for using the DoDAF
- What it isn't:
 - A specific architecture
 - A tool
 - A detailed architecture development process

DoDAF V2.0 Vision



Levels of Architecture



DoDAF V2.0 Viewpoints

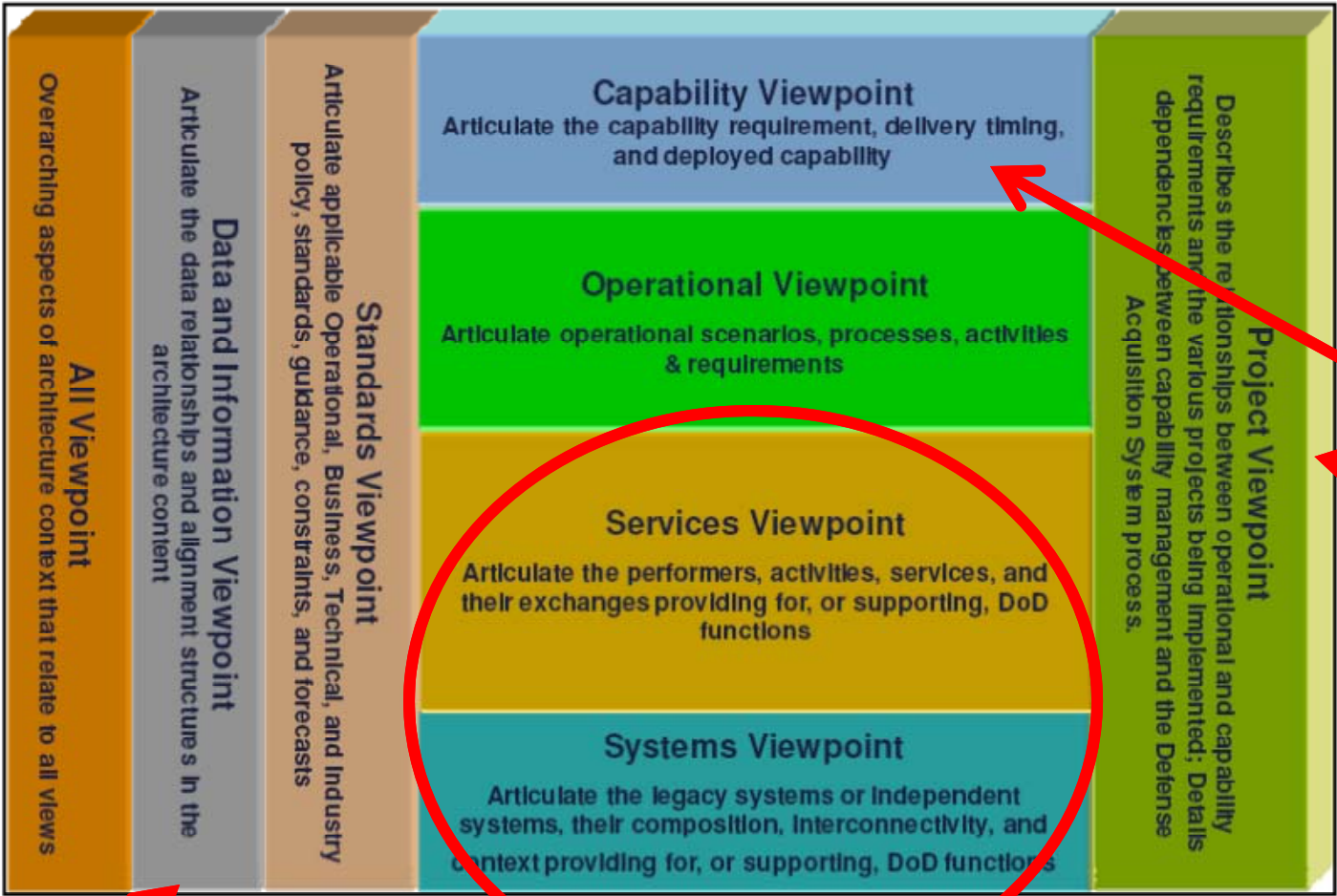


Figure 3.4.2-1: Architecture Viewpoints in DoDAF V2.0

New in V2.0

Data models split out into separate Viewpoint in V2.0

Services views split out into separate viewpoint in V2.0

Views Are Models Not Pictures

- Models have a standard semantic interpretation
 - Rules for correctness and consistency
- Most DoDAF described models/views have a graphic template
- The graphic is backed up with **dictionary entries** (based on data entities and relationships from DM2):
 - Data elements provide definitions and descriptions of items in the graphic

plus

- Additional supporting information and relationships to other architecture elements
- The data elements **integrate** the set of views
 - Views **share** data

DoDAF As Guidance

- Views have options discussed in Volume II
 - Choices of things like:
 - Techniques/notations
 - Level of detail
- All views may be tailored
 - Graphic conventions
 - Techniques to manage complexity
 - Edits of dictionary entries: changes to data elements

Unified Profile DoDAF and MoDAF: UPDM

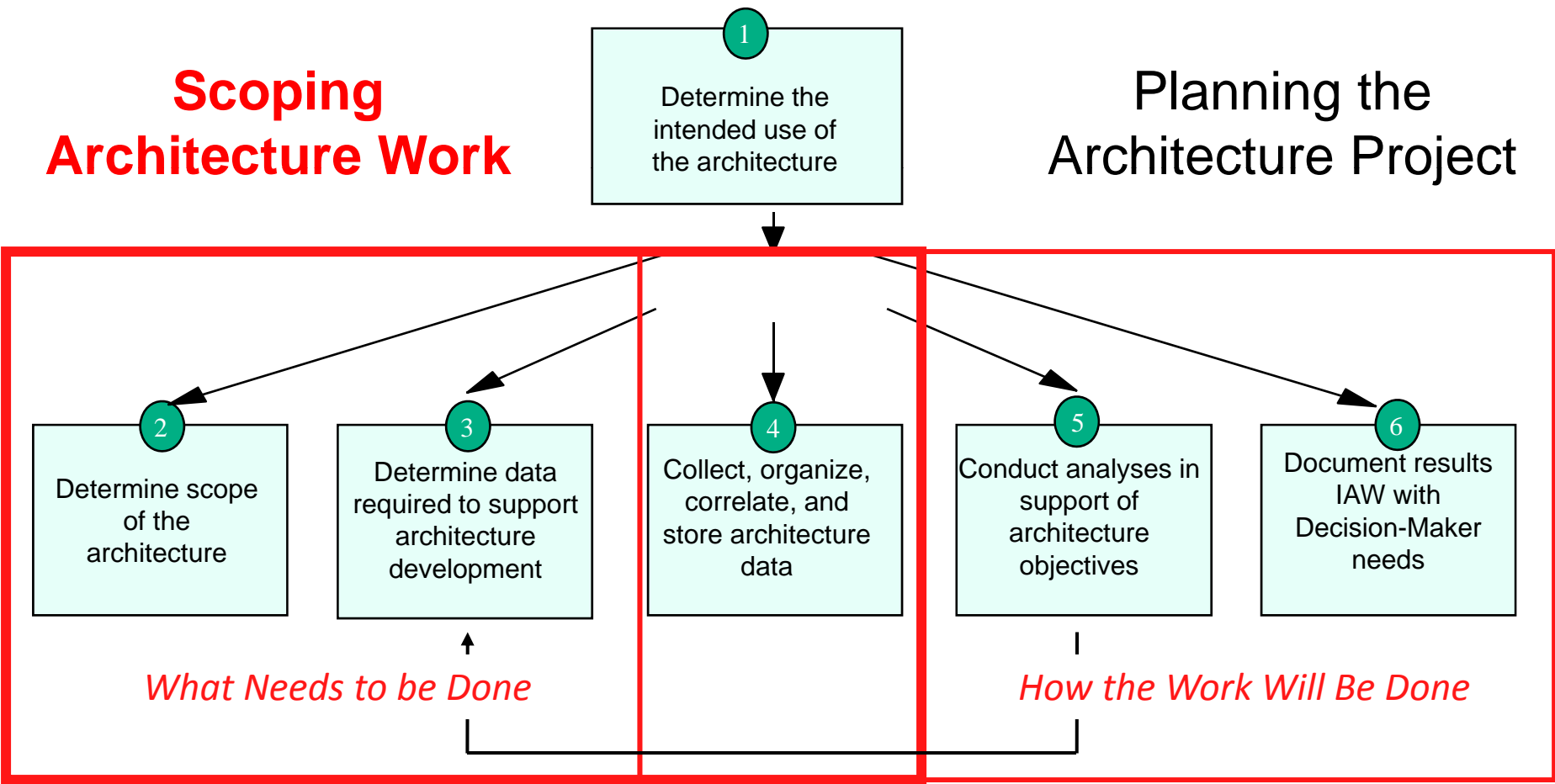
- OMG Standard: provides a UML 2 and optional SysML profile for expressing DoDAF and MoDAF model elements
- Provides identification of data included in DoDAF described models
 - Used to be included within DoDAF volumes
 - Now included in separate document
 - Enhances and refines DM2 in DoDAF
- Provides way of writing DoDAF described models in UML
 - UML is a ***notation***, not a methodology

UPDM Goals

- Enhance the quality, productivity, and effectiveness associated with enterprise and systems of systems architecture modeling
- Promote architecture model reuse and maintainability
- Improve tool interoperability and communication between stakeholders
- Reduce training impacts due to different tool implementations and semantics

Architecture Planning

Six Step Process (V2.0) - The Planning Perspective



What Does the Six Step Process Do for Planning?

The Six Step Process is important to the identification of required data and selection of views together with their options and tailoring

- Performance of Steps 1-4 yields information for your AV-1:
 - Purpose and stakeholders
 - Scope
 - Views with options and tailoring
- Planning for Steps 4-6 yields constraints on view options and tailoring based on development and analysis processes

Step 1: Determine Intended Use The Problem Statement

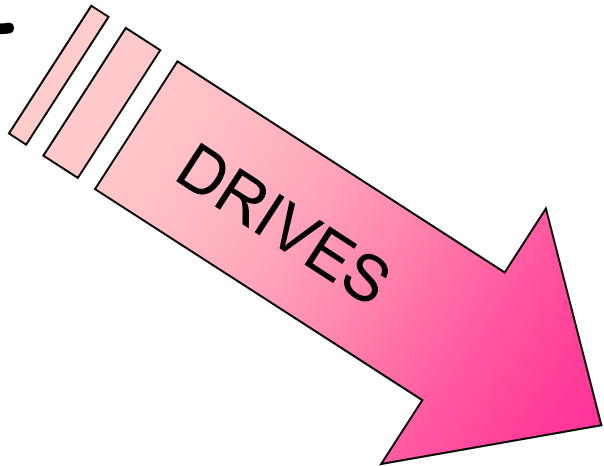
- What questions need to be answered?
- Are there specific strategic objectives to be satisfied?
- Are there specific trade offs to be considered?
- What critical issues need to be addressed?
- How is the EA used to support key decision-making processes?
- What types of analysis need to be supported?

Why Is Purpose Important?

- Architecture is a tool to support decision making
 - If you don't know what you are going to use it for, there is a good chance it won't be useful
 - You need to identify and understand the different purposes of different stakeholders
- Architectures can be expensive to build
 - Doesn't make sense to build one if you don't plan to use it!

Why Is Purpose Important?

PURPOSE



VIEWS
DETAIL
COMPLETION

Step 2: Determine Scope

- Operational bounds
 - What's the enterprise, what level of architecture
 - What mission(s), functions, and organizations
 - What geographical context
- Constraints on technology to be considered
- Timeframes
 - As-Is, To-Be, phasing and evolution
- Specific project schedule and resource constraints

Step 3: Determine Data Required to Support Architecture Development -

Think About Architecture Primitives

(DoDAF Conceptual and Logical Data Model (DM2) Entities)

- Performers
- Activities
- Information elements
- Events/triggers
- Capabilities
- Goals
- Systems
- Services
- Rules
- Standards
- Locations
- Measures
- Projects

Step 4: Collect, Organize, Correlate, and Store Architecture Data

4

Collect, Organize,
Correlate, and Store
Architecture Data

- *Automated repositories*
- *Activity Models*
- *Data Models*
- *Dynamic Models*
- *Organizational Models*
- *Metadata registration*

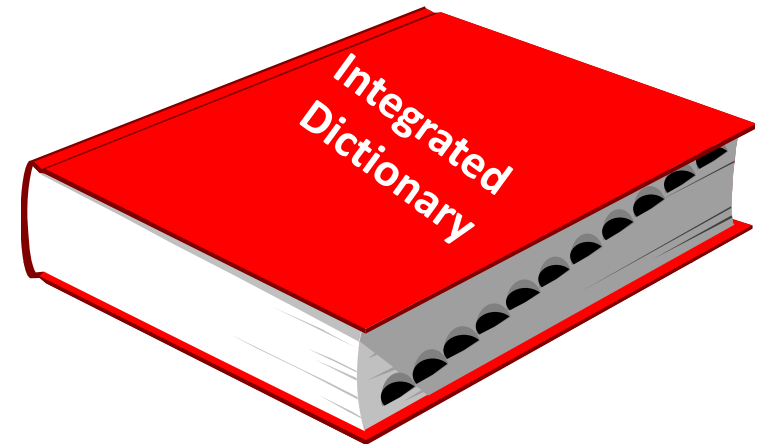
- Emphasis in planning is how data will be organized
- That is, **what DoDAF views will eventually be used, including options and tailoring**
- This tells us what the meta-data should be and identifies repository requirements
- This tells us what needs to be collected and how it should be correlated

All Viewpoint Views Capture Information That Applies to the Architecture Overall

Overview and Summary Information (AV-1)

- **Identification**
 - Name
 - Architect
 - Organizations Involved
 - When Developed
- **Purpose**
 - Analysis Needs
 - Decision Support Needs
- **Scope**
 - Views and Products Used
 - Time Frames Addressed
- **Context**
 - Mission
 - Geographical
 - Rules, Criteria, and Conventions Followed
- **Findings: Results, Recommendations**
- **Tools and File Formats**

Integrated Dictionary (AV-2)



At a minimum, the integrated Dictionary is a glossary with definitions of terms used in the given architecture description. Each labeled graphical item in the graphical representations should have a corresponding entry in the Integrated Dictionary.

Example Questions Mapped to Views:

Enterprise-Level Architecture

Capability Management

Portfolio Management

Example Capability Management Questions

Question	Required Data Types	Views
How do the capabilities relate to enterprise strategy and goals?	Vision Goals Desired Effects Capabilities Relationship between capabilities and goals	Vision (CV-1)
Are there dependencies among the capabilities?	Capabilities Relationships among capabilities, including dependencies	Capability Dependencies (CV-4)
How will capability performance be measured?	Capabilities Performance Measures Relationships of capabilities to performance measures	Capability Taxonomy (CV-2)

Example Capability Management Questions (continued)

Question	Required Data Types	Views
When will the capabilities be available and what projects will provide them?	Capabilities Projects Timeframes Relationships among the above	Capability Phasing (CV-3)
What organizations will use the capabilities?	Capabilities Organizations Relationships among capabilities and organizations	Capability to Organizational Development Mapping (CV-5) Organizational Relationships Chart (OV-4)

Example Portfolio Management Questions

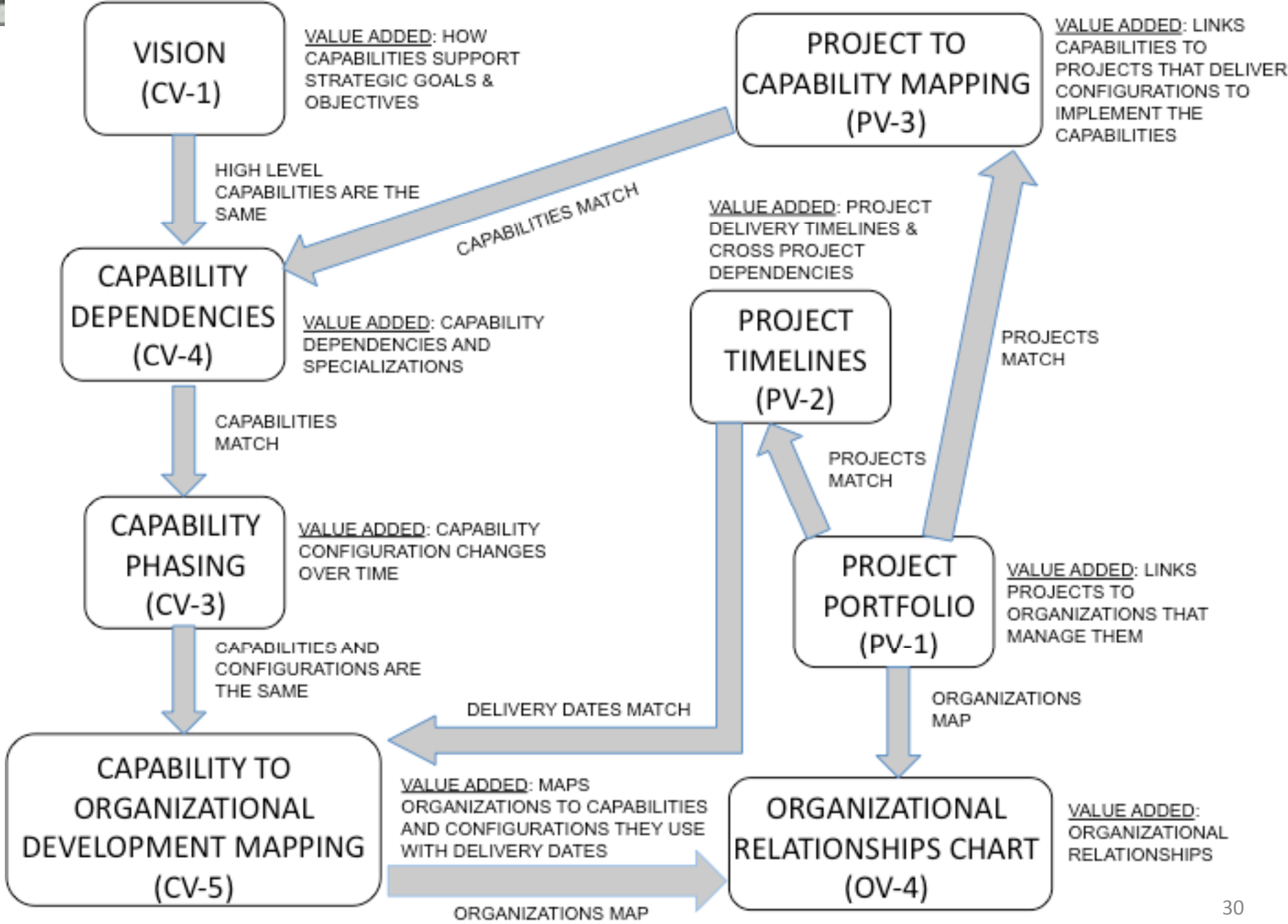
Question	Required Data Types	Views
What organizations are in change of which projects?	Organizations Projects Relationships between organizations and projects	Project Portfolio Relationships (PV-1) Organizational Relationships Chart (OV-4)
What are the timelines for the projects and are there dependencies among them?	Projects Timelines: start and end dates Dependencies among projects	Project Timelines (PV-2)
Which projects are delivering capability configurations that realize which capabilities?	Projects Capabilities Relationships between projects and capabilities	Project To Capability Mapping (PV-3)

Recommendation: Basic Views for Enterprise-Level Architectures

- Vision (CV-1)
- Capability Phasing (CV-3)
- Capability Dependencies (CV-4)
- Capability to Organizational Development Mapping (CV-5)
- Project Portfolio Relationships (PV-1)
- Project Timelines (PV-2)
- Project to Capability Mapping (PV-3)
- Organizational Relationship Chart (OV-4)

Plus AV-1 and AV-2, as always

Integration of Enterprise Level Architecture Basic Views



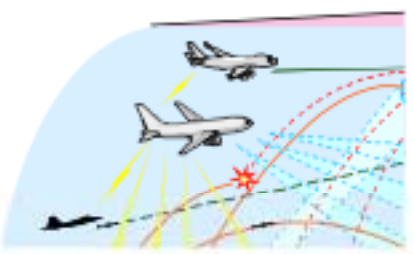
**Example Questions Mapped to
Views:
Solution-Level Architecture
Setting Context for a System,
SOS, or FOS**

Example Solution-Architecture Questions

Question	Required Data Types	Views
<p>What are the key elements of the Operational Concept for this architecture?</p>	<p>Abstractions of: Key mission process/activities Key performers Key resource exchanges</p>	<p>High-level Operational Concept Description (OV-1)</p>
<p>How are mission operations performed (now or in the future)?</p>	<p>Mission process/activities Resources exchanged/inputs & outputs Performers</p>	<p>Activity Model (OV-5) Operational Resource Flow Description (OV-2) Operational Resource Flow Matrix (OV-3)</p>

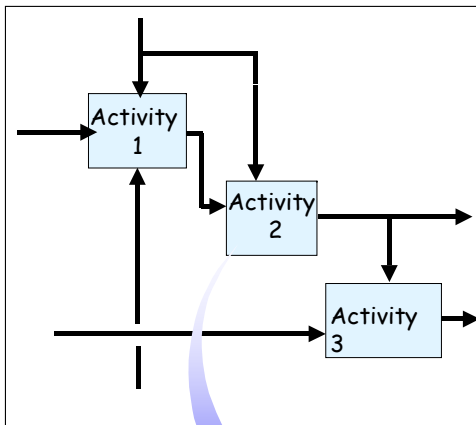
Basic Operational Views Capture the Critical Mission Relationships and Resource Exchanges

High-Level Operational Concept Description



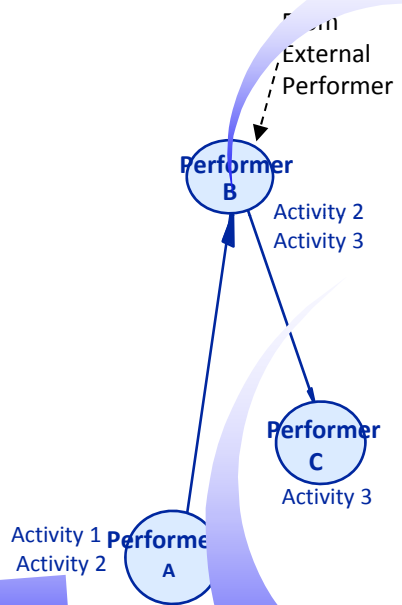
High-level graphical description of the operational concept of interest

Activity Model



Operational activities performed and their input/output relationships

Operational Resource Flow Description



Performers, Activities for each performer and resource needlines

Operational Resource Flows Matrix

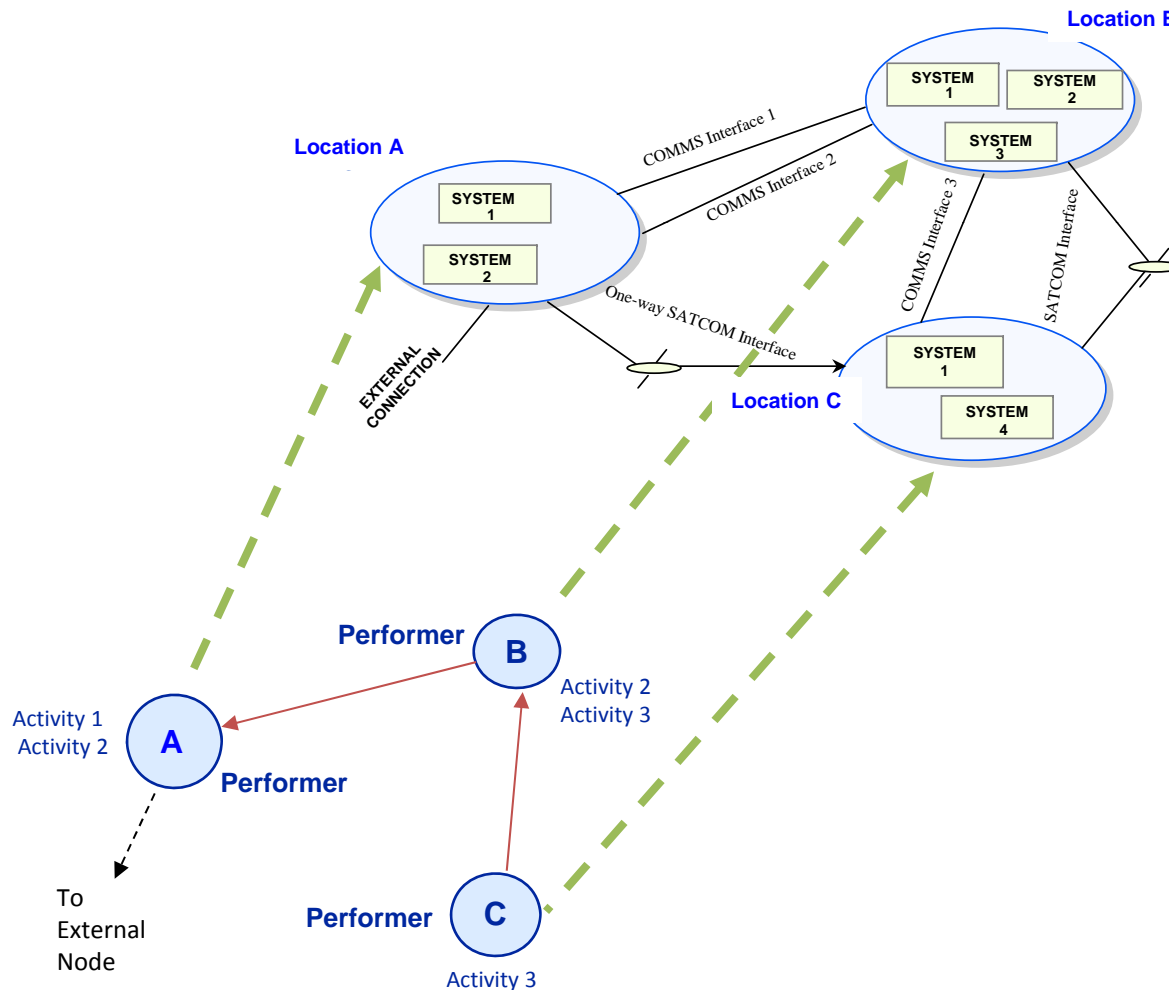
INFORMATION EXCHANGE	OPERATIONAL ELEMENT & ACTIVITY IDENTIFIER	OPERATOR ABILITY REQUIREMENTS
INFORMATION DESTINATION	OPERATIONAL ELEMENT & ACTIVITY IDENTIFIER	CONSUMING ACTIVITY IDENTIFIER
INFORMATION SOURCE	OPERATIONAL ELEMENT & ACTIVITY IDENTIFIER	PRODUCING ACTIVITY IDENTIFIER
INFORMATION DESCRIPTION	UNITS	FEET, LITERS, INCHES, ETC.
	SIZE RANGE LIMITS	
	MEDIA	DIGITAL, VOICE, TEXT, IMAGE, ETC.

Resources exchanged between performers and the relevant attributes of the exchanges

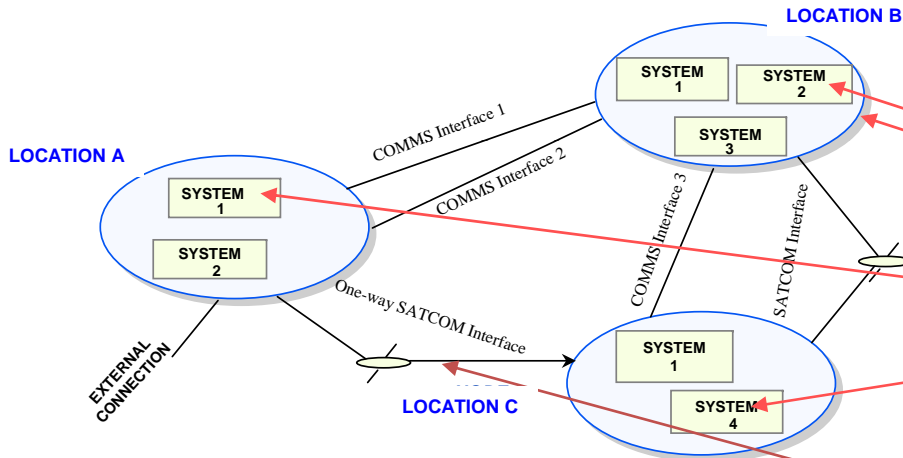
Example Basic Solution Architecture Questions (continued)

Question	Required Data Types	Views
What systems/services and what are their interfaces (internal and external)?	Systems/services System/service interfaces Standards	System Interface Description (SV-1) or Services Context Description (SvcV-1) Standards Profile (StdV-1)
How do the systems/services support operations?	Relationship of systems/services to performers Relationship of systems/services interfaces to needlines Relationship of systems/services to activities	OV-2 SV-1/SvcV-1 Operational Activity to Systems Function Traceability Matrix (SV-5) or Operational Activity to Services Traceability Matrix (SvcV-5)

Relationships Between OV-2 and SV-1(SvcV-1) Put IT in Context with Mission Operations



Standards Profile Identifies Implementation Criteria That Govern the Given Architecture



Application Software		
SERVICE AREA	SERVICE	STANDARD
Support Applications	Web Applications	Internet Explorer Version 4.X or better Netscape Version 3.X or better
Application Platform		
SERVICE AREA	SERVICE	STANDARD
Data Interchange	Document Interchange	XML 1.0, W3C Recommendation, 10 February 1998, Rec-xml-19980210 (Extensible Markup Language) HTML 4.0 Specification, W3C Recommendation revised 24-apr-1998, Rec-html40-19980424 (Hypertext Markup Language)
Communications	World Wide Web Services	IETF RFC-2616 Hypertext Transfer Protocol – HTTP/1.1, June 1999
	Electronic Mail	IETF Standard 10/RFC-821/RFC-1869/RFC-1870 Simple Mail Transfer Protocol (SMTP) Service Extensions, November 1995 IETF Standard 11/RFC-822/RFC-1049 Standard for the Format of ARPA Internet Text Messages, 13 August 1982 IETF RFCs 2045-2049 Multipurpose Internet Mail Extensions (MIME), November 1996
	Transport Services	IETF Standard 7/RFC-793 Transmission Control Protocol, September 1981 IETF Standard 6/RFC-791/RFC-950/RFC-919/RFC-922/RFC-792/RFC-1112 Internet Protocol, September 1981
Distributed Computing	Object Services	Common Object Request Broker Architecture (CORBA) Version 2.3 Object Management Group (OMG) document formal/98-12-01, June 1999 (Proposed)
Security	Authentication	FIPS-PUB 112 Password Usage, 30 May 1985

Recommendation: Basic Views for Solution-Level Architecture

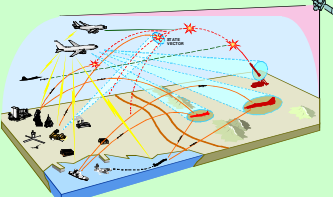
- High Level Operational Concept Description (OV-1)
- Operational Resource Flow Description (OV-2)
- Operational Resource Flow Matrix (OV-3)
- Operational Activity Model (OV-5a, b)
- Systems Interface Description (SV-1) or Services Context Description (SvcV-1)
- Standards Profile (StdV-1)
- Capability to Operational Activity Mapping (CV-6)*

Plus AV-1 and AV-2, as always

*New with DoDAF V2.0; assumes a Segment-Level or Enterprise-Level architecture related to the Solution-Level architecture.

These Basic Views Link to Each Other

HIGH-LEVEL OPERATIONAL CONCEPT DESCRIPTION (OV-1)



VALUE ADDED: SUMMARY LEVEL REPRESENTATION OF ORGANIZATIONS/ROLES, MISSION, AND CONTEXT FOR THE ARCHITECTURE

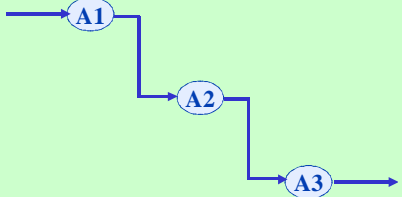
STANDARDS PROFILE (StdV-1)

SERVICE AREA	SERVICE	STANDARD
Support Applications	Web Applications	Internet Explorer, Netscape 4.0, Netscape Navigator 3.5 or better
	Data Management	Data Universal Numbering System (EUNIS)
Data Interchange	Business Data Standards	Z39.18 Code Lists Conservation Document Identifier ISO 15924:2001 (October 1997) and ISO 15924-2:13 (December 1998) (Codes for the Representation of Names of Countries and Their Subdivisions) U.S. Name Codes and Country Codes Cardinals for Federal Domestic Assistance Programs Electronic Data Interchange
	Documentation Interchange	XML 1.0, W3C Recommendation, 10 February 1998, Rec-xml-19980210 (Edition 04) HTML 4.0 Specification, W3C Recommendation revised 24-Apr-1998, Rec-html40-19980424 (Edition 4.0) XML Schema Language, W3C Recommendation, 28 October 2001
Communications	World Wide Web Services	HTTP RFC-2616 (Hypertext Transfer Protocol) - HTTP/1.1, June 1999
	Electronic Mail Services	SMTP Standard 10 RFC-821 RFC-1049 RFC-1850 Simple Mail Transfer Protocol (SMTP) Service Extension, November 1994 HTTP Standard 11 RFC-822 RFC-1049 Standard for the Format of ARPA Internet Text Messages, 11 August 1982 HTTP RFCs 2045-2049 Multipurpose Internet Mail Extensions (MIME), November 1996

VALUE ADDED: COMPLETE LIST OF RELEVANT STANDARDS WITH OPTIONS & PARAMETERS

OPERATIONAL CONCEPT ROLES & MISSIONS SET SCOPE FOR ACTIVITY MODEL

OPERATIONAL ACTIVITY MODEL (OV-5)

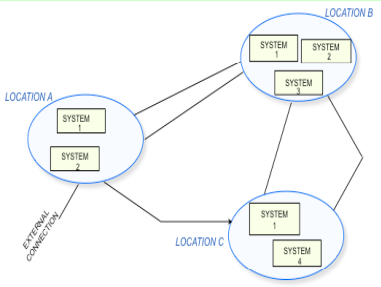


VALUE ADDED: BUSINESS/MISSION PROCESS & RELATIONSHIPS AMONG ACTIVITIES AND RESOURCE EXCHANGES

- ACTIVITIES MAP TO OV-2 PERFORMERS
- I/O'S MAP TO NEEDLINES
- PERFORMERS OF ACTIVITIES, IF SHOWN ON OV-5, MAP TO OV-2 PERFORMERS

STANDARDS APPLY AT SYSTEM TO SYSTEM INTERFACES

SYSTEMS INTERFACE DESCRIPTION (SV-1)




VALUE ADDED: STATEMENT OF LOCATIONS, SYSTEMS & INTERFACES

OPERATIONAL CONCEPT CONNECTIVITY & RESOURCE EXCHANGES, IF SHOWN ON OV-1, MAP TO OV-2 NEEDLINES & RESOURCE EXCHANGES

INPUT/OUTPUT LABELS MAP TO OPERATIONAL RESOURCE EXCHANGES (NOT ALWAYS ONE-TO-ONE)

RESOURCE EXCHANGES ASSOCIATED WITH EACH NEEDLINE ARE DETAILED IN OV-3

OPERATIONAL RESOURCE FLOW DESCRIPTION (OV-2)



VALUE ADDED: STATEMENT OF OPERATIONAL PERFORMERS, ACTIVITIES, AND CRITICAL RESOURCE EXCHANGE NEEDS

- PERFORMERS ARE ASSOCIATED WITH SYSTEMS AND LOCATIONS
- EACH OPERATIONAL NEEDLINE MAPS TO ONE OR MORE SYSTEM INTERFACES

OPERATIONAL RESOURCE FLOW MATRIX (OV-3)

Needline ID	Needline Name	Needline Type	Needline Status				Needline Description
			Active	Standby	Inactive	Deleted	
1	Needline 1	Resource	Active	Standby	Inactive	Deleted	Needline 1 Description
2	Needline 2	Resource	Active	Standby	Inactive	Deleted	Needline 2 Description
3	Needline 3	Resource	Active	Standby	Inactive	Deleted	Needline 3 Description

VALUE ADDED: INDIVIDUAL RESOURCE EXCHANGES ASSOCIATED WITH EACH NEEDLINE & PERFORMANCE REQUIREMENTS

Segment-Level Architecture

Capability Focus

Recommendation: Basic Views for Segment-Level Architecture

- Combination of Enterprise and Solution Level core views
- If the Segment is used to manage the investments and portfolio for the capabilities included in the segment, then the Enterprise Level core views apply
- If the Segment is used to coordinate a set of Solution Level architectures, then the Solution Level core views apply to set the business context and document:
 - Relationship of major systems to high-level business process
 - Interfaces among business processes and among systems necessary to ensure interoperability

Additional Example Questions Mapped to Views

Example Dynamic Behavior (Timing & Sequencing) Questions

Question	Required Data Types	Views
What scenarios explain the concept of operation or key performance or security issues?	Events Messages Performers/systems/services Relationship among the above	Event/Trace Descriptions: Operational (OV-6c) Systems (SV-10c) Services (SvcV-10c)
What are the states/statuses that key elements of the architecture have and how do they change?	States for a given element of the architecture Transitions Events Relationships among the above	State Transition Descriptions: Operational (OV-6b) Systems (SV-10b) Services (SvcV-10b)
What are the rules that constrain operations, systems and/or services?	Rules Relationships of rules to other elements of the architecture	Rules Models: Operational (OV-6a) Systems (SV-10a) Services (SvcV-10a)

Example Domain Data Questions

Question	Required Data Types	Views
What are the shared mission/business concepts and their relationships?	Entities Attributes Relationships among the above	Conceptual Data Model (DIV-1)
What is the logical structure of the key structured shared data in the architecture?	Entities Attributes Relationships among the above	Logical Data Model (DIV-2)
What is the physical structure of the key structured shared data in the architecture?	Entities, Attributes, and Relationship among the above or File Structures or Message Structures or ?	Physical Data Model (DIV-3)

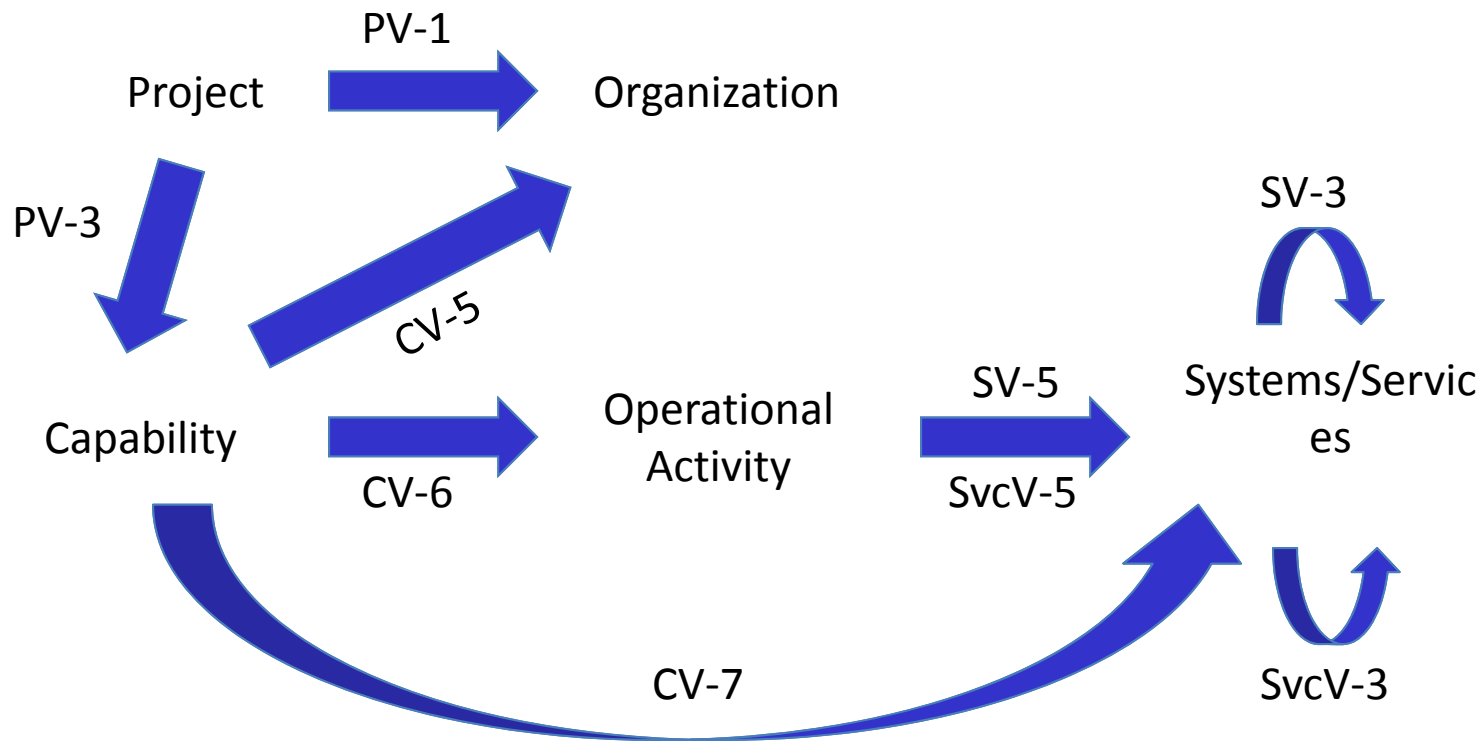
Example Transition Planning Questions

Question	Required Data Types	Views
When will new systems/services be available?	Systems/Services Timeframes Relationship among the above	Systems Evolution Description (SV-8)/ Services Evolution Description (SvcV-8)
What IT performance improvements should be expected at key transition milestones?	Systems/Services Performance measures Relationships among the above	Systems Measures Matrix (SV-7)/ Services Measures Matrix (SvcV-7)
What are the trends in systems/services and standards and associated personnel skills that may impact IT during the transition period?	Systems/Services Areas, Categories, and Standards Timeframes Forecasts	Systems Technology and Skills Forecast (SV-9)/ Services Technology and Skills Forecast (SvcV-9) Standards Forecast (StdV-2)

Example Matrix/Mapping Questions

Question	Required Data Types	Views
Which systems/services interface with which other systems/services?	Systems/services Systems/services interfaces	Systems ² Matrix (SV-3) Systems-Services Matrix (SvcV-3a) Services ² Matrix (SvcV-3b)
How do services relate to capabilities?	Services Capabilities Relationships among the above	Capability to Services Mapping (CV-7)
What are the key attributes (such as throughput) of the system/services resources flows?	System/Service Interfaces System/Services Resource Flows Attributes of Resource Flows	Systems Resource Flow Matrix (SV-6)/ Services Resource Flow Matrix (SvcV-6)

Mapping Summary



Mappings help check for architecture consistency.

Other Example Questions

Question	Required Data Types	Views
<p>What organizations are included in the architecture and how do they relate to the performers or other elements of the architecture?</p>	<p>Organizations Reporting/management relationships Relationships of organizations to other elements of the architecture</p>	<p>Organizational Relationships Chart (OV-4)</p>
<p>What are the key communications IT that support the systems/services interfaces?</p>	<p>Systems/services Communications systems, technologies & protocols Relationships among the above</p>	<p>Systems Resource Flow Description (SV-2)/ Services Resource Flow Description (SvcV-2)</p>
<p>What are the systems functions/services and the data flow among them?</p>	<p>Systems functions/services Data flows among the systems functions/producer-consumer flows among the services</p>	<p>System Functionality Description (SV-4)/ Services Functionality Description (SvcV-4)</p>

Planning Example: Solution Level Architecture

(Example from *FEAC Certified Enterprise Architect CEA Study Guide*, McGraw Hill, 2011 by Rao, Reedy, & Bellman)

Context for Example

- Case Study: Hypothetical Richard M. Nixon (RMN) civil aviation air field that wants to grow over the next 15 years into a viable option to LAX
 - Extract of Case Study from book

Purpose

- Define upgraded passenger identification business processes for RMN Airport
- Provide guidance for the acquisition of the set of applications and common database to support these upgraded business processes

Stakeholders and Issues (1)

Port Authority, RMN Management, and DHS

- Will the new business processes and applications meet government regulations and requirements? That is, what types of passenger identification data are required?
- Who needs what data and who should provide the data?
- How do the new processes improve confidence in passenger identification? (Measures include speed, availability, and consistency of data)

Stakeholders and Issues (2)

RMN Management and DHS

- How many personnel will be needed for the new business processes?
- Will the personnel need additional skills?
- When will any additional personnel be needed?
- Will new facilities be required? If so, when will they become available for use?

Stakeholders and Issues (3)

RMN Management

- When will the upgraded processes and their supporting applications be ready for use?
- What performance, in terms of passengers per hour, should be expected from the new processes?

Stakeholders and Issues (4)

RMN Management and RMN Employees

- What are the upgraded business processes?
- How do the new applications support the business processes?
- How do the new applications, services, and databases integrate with other RNM IT?
- What infrastructure will be required?
- What standards will the new applications, systems/services, and databases use?

Stakeholders and Issues (5)

DHS, Passenger Airlines, and FAA

- What are the upgraded business processes?
- How do we use the new business processes and applications to get the data we need?

Scope

- Solution Level architecture for the Passenger Management Segment of the RMN Airport enterprise
- Mission/function/organizational bounds: Passenger identification business services for RMN
- Geographic bounds: RMN Airport grounds and associated business offices
- Timeframe: To-Be (Present + 10 Years timeframe that includes international travel
- Technology Constraints: Overall compatibility with RMN enterprise IT standards and Federal (DHS/FAA) data standards; using COTS components and infrastructure
- Expected Analysis: Business Case Analysis; Acquisition Requirements Analysis

Partial Mapping of Questions to Required Data Types and Views (1)

Question	Stakeholders	Required Data Types	Views
What types of passenger identification data are required?	Port Authority, RMN Mgmt, DHS	Data model	Logical Data Model (DIV-2) modeling information exchanges/activity I/Os
		Information Exchanges	Operational Resource Exchange Matrix (OV-3) with basic columns
		I/Os from activities	Activity Model (OV-5)
		Government regulations and standards	Standards Profile (StdV-1) tailored to include regulations

Partial Mapping of Questions to Required Data Types and Views (2)

Question	Stakeholders	Required Data Types	Views
Who needs what data and who should provide the data?	Port Authority, RMN Mgmt, DHS	Performers Relationships of performers to activities	Operational Resource Flow Description (OV-2)
		Information Exchanges	Operational Resource Flow Matrix (OV-3)
		I/Os from activities	Activity Model (OV-5)
How do the new processes improve confidence in passenger identification? (Measures include speed, availability, and consistency of data)	Port Authority; RMN Mgmt; DHS	Business processes	Activity Model (OV-5) tailored to include performance measures and goals Operational Resource Flow Matrix (OV-3) with additional columns

Partial Mapping of Questions to Required Data Types and Views (3)

Question	Stakeholders	Required Data Types	Views
When will the upgraded processes and their supporting applications be ready for use?	RMN Mgmt	Timeline for application and process availability	Systems/Services Evolution Description (SV-8/SvcV-8) tailored to include process definition & training completion dates
What performance, in terms of passengers per hour, should be expected from the new processes?	RMN Mgmt	Business processes	Activity Model (OV-5) tailored to include performance measures and goals
		Information Exchanges	Operational Resource Flow Matrix (OV-3) with Periodicity column (average and worst case numbers)

Partial Mapping of Questions to Required Data Types and Views (4)

Question	Stakeholders	Required Data Types	Views
How many personnel will be needed for the new business processes?	RMN Mgmt; DHS	Performers	Operational Resource Flow Description (OV-2)
		Organizations & Number of personnel who are performers per organization	Organizational Relationships Chart (OV-4) tailored to include number of personnel per performer group

Summary of Selected Views From Partial Mapping

- OV-2: performers are roles
- OV-3: with Needline ID, Information Exchange ID, Description, Media, Triggering Event, Producing Performer and Activity, Receiving Performer and Activity columns, Periodicity (average & worst case), plus other columns
- OV-4: with map to performers and including number of personnel per performer/role
- OV-5: including performance measures/goals for top level processes
- DIV-2: Modeling information exchanges and activity inputs/outputs
- SV-8: including process definition and training completion dates
- StdV-1: including regulations; use FAA TRM

Summary: Traceability to Purpose Ensures Useful Architectures

