

## HISTORY OF LASER WEAPON RESEARCH

By Melissa Olson

The idea of using light as a weapon can be traced back to Hippocrates, commander of the Greek forces in 212 B.C. His forces supposedly set fire to the sails of the Roman fleet by focusing sunlight with mirrors. Weapons systems based on lasers and “ray guns,” long a staple of science fiction, have captured the imagination of people everywhere. But with steady progress toward the development of lasers in the last 40 years, viable, state-of-the-art laser weapon systems have now become a reality.

The production of lasers in the modern scientific world is fairly new. The first laser was developed in the 1960s and represented the beginning of a drastic change in how the military viewed warfare. The late 1970s and 1980s, too, marked a busy time period for developing lasers into possible weapon systems. All branches of the military and industry were striving to master high power levels, beam control, and adaptive optics. In 1999, the Department of Defense (DoD) formally recognized lasers as future weapons and began research and development (R&D). In 2000, the Joint Technology Office for High Energy Lasers was formed to bring all laser technologies together to develop a complete laser weapon system that could be used by the warfighter.

### ELECTROMAGNETIC SPECTRUM

The electromagnetic spectrum contains all the types of electromagnetic energy, including radio waves, microwaves, infrared, visible light, ultraviolet, and gamma rays. **Laser** is an acronym for “light amplification by stimulated emission of radiation.” Light, therefore, is a type of electromagnetic radiation. Light is made up of tiny packets of energy called photons. The amount of energy is what determines the wavelength. Lasers are usually infrared (1 mm to 750 nm) and visible light (750- to 400-nm wavelength). Microwaves are mostly high-frequency radio waves (millimeters to centimeters), with wavelengths 10,000 times longer than lasers. Diffraction of any electromagnetic radiation beam is based on the wavelength and aperture size. For the same aperture size, lasers diffract 10,000 times less than microwaves. This allows the beam to reach farther ranges while maintaining a small spot size of concentrated energy on the target. Lasers are preferred in specific scenarios because of minimal diffraction. The electromagnetic spectrum is shown in Figure 1.

### LASER FUNDAMENTALS

The quantum mechanical idea of stimulated emission of light was discovered by Albert Einstein in 1917 and is one of the fundamental ideas behind the laser. Einstein

# Report Documentation Page

*Form Approved  
OMB No. 0704-0188*

Public reporting burden for the collection of information is estimated to average 1 hour per response, including the time for reviewing instructions, searching existing data sources, gathering and maintaining the data needed, and completing and reviewing the collection of information. Send comments regarding this burden estimate or any other aspect of this collection of information, including suggestions for reducing this burden, to Washington Headquarters Services, Directorate for Information Operations and Reports, 1215 Jefferson Davis Highway, Suite 1204, Arlington VA 22202-4302. Respondents should be aware that notwithstanding any other provision of law, no person shall be subject to a penalty for failing to comply with a collection of information if it does not display a currently valid OMB control number.

1. REPORT DATE <b>2012</b>	2. REPORT TYPE	3. DATES COVERED <b>00-00-2012 to 00-00-2012</b>	
4. TITLE AND SUBTITLE <b>History of Laser Weapon Research</b>		5a. CONTRACT NUMBER	
		5b. GRANT NUMBER	
		5c. PROGRAM ELEMENT NUMBER	
6. AUTHOR(S)		5d. PROJECT NUMBER	
		5e. TASK NUMBER	
		5f. WORK UNIT NUMBER	
7. PERFORMING ORGANIZATION NAME(S) AND ADDRESS(ES) <b>Naval Surface Warfare Center, Dahlgren Division, Corporate Communication, C6,6149 Welsh Road, Suite 239, Dahlgren, VA, 22448-5130</b>		8. PERFORMING ORGANIZATION REPORT NUMBER	
9. SPONSORING/MONITORING AGENCY NAME(S) AND ADDRESS(ES)		10. SPONSOR/MONITOR'S ACRONYM(S)	
		11. SPONSOR/MONITOR'S REPORT NUMBER(S)	
12. DISTRIBUTION/AVAILABILITY STATEMENT <b>Approved for public release; distribution unlimited</b>			
13. SUPPLEMENTARY NOTES <b>See also ADA556728.</b>			
14. ABSTRACT			
15. SUBJECT TERMS			
16. SECURITY CLASSIFICATION OF:			17. LIMITATION OF ABSTRACT
a. REPORT <b>unclassified</b>	b. ABSTRACT <b>unclassified</b>	c. THIS PAGE <b>unclassified</b>	<b>Same as Report (SAR)</b>
			18. NUMBER OF PAGES <b>10</b>
			19a. NAME OF RESPONSIBLE PERSON

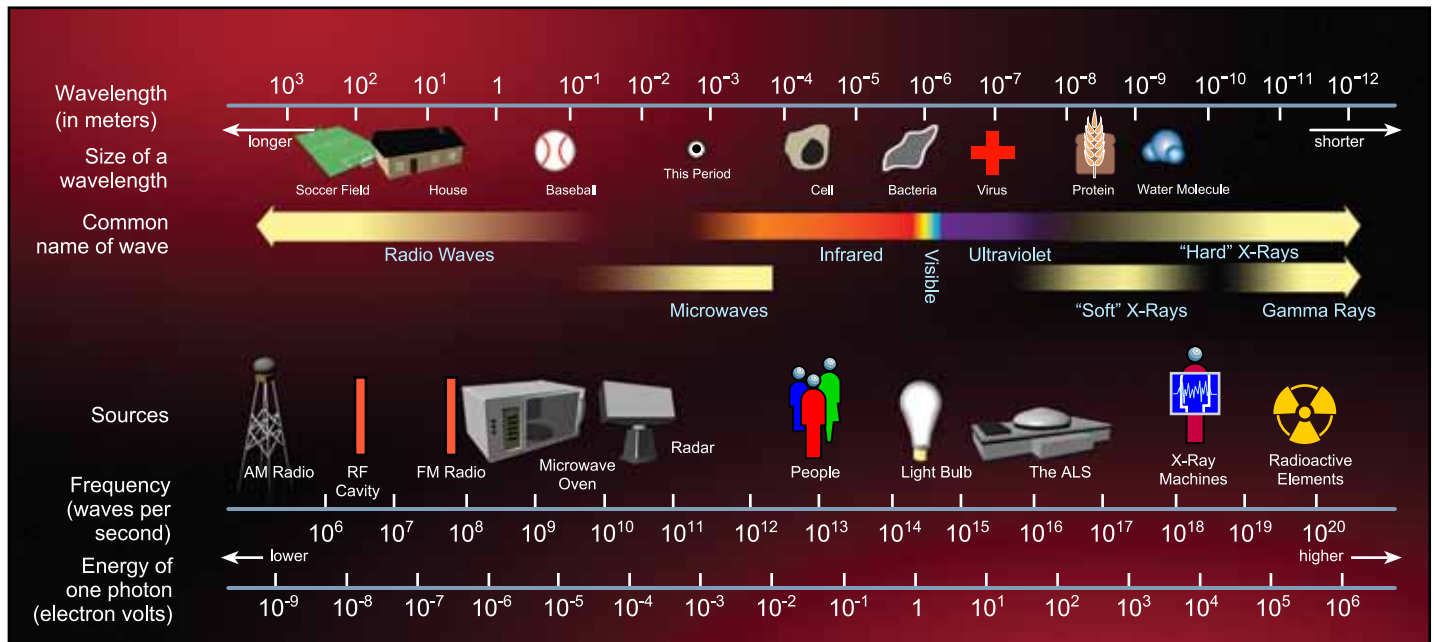


Figure 1. Electromagnetic Spectrum


theorized that when a photon interacts with an atom or molecule in an excited state, two photons are produced when the atom or molecule leaves the excited state. Population inversion occurs when the atoms or molecules are in the excited state. In order for molecules to come out of the normal "ground" state, a source of power must be introduced to the system energizing the atoms to the excited state. When many photons are passed through many excited atoms, more and more photons are produced. The photons are contained and reflected back and forth in a cavity, with mirrors usually on each end. The mirror on the output end is only partially reflective, allowing some photons to leak through, creating the laser beam.

The difference between an everyday light bulb and the light of a laser is temporal and spatial coherence. In a light bulb, the light emits photons equally in all directions. The light is random, out of phase, and multiwavelength. A laser emits coherent light, so photons travel in identical direction and phase. A laser is also monochromatic, i.e., light of one wavelength. Another significant difference is that laser light is highly collimated, which means the laser beam can travel long distances with minimum spreading.

The laser gain medium through which the photons travel to become amplified or magnified can vary. The source of power used to excite the medium, achieving population inversion, can be the result of a chemical reaction, an electric discharge,

a flash lamp, another laser, or some other excitation mechanism. The type of the lasing medium determines the type of laser. The three categories in which lasers are usually classified are chemical, gas, and solid state. A laser can also be continuous wave (CW) or pulsed. Each type of laser produces a specific wavelength of radiation. It is important to note that different wavelengths of radiation interact with the atmosphere differently. A laser beam is either scattered or absorbed by air molecules, water vapor, or dust. Longer wavelengths scatter less and are absorbed more than shorter wavelengths; our sky is blue because the shorter blue wavelengths of light are scattered more than the longer wavelengths.<sup>1</sup> Gamma rays are so highly absorbed that they cannot propagate more than a few feet in the air. Thus, some laser wavelengths are scattered or absorbed more than others. This makes laser wavelengths with minimum absorption better for use as directed-energy weapons since they propagate through the atmosphere better than others. For example, the carbon-dioxide ( $\text{CO}_2$ ) laser is strongly absorbed by water vapor, so any use near the ocean will be negatively affected. Near-infrared and infrared lasers have shorter wavelengths with negligible absorbance. The optimal laser choice, therefore, would be a wavelength-tunable laser that could vary depending on the atmospheric conditions, such as the free-electron laser (FEL).

Lasers have affected almost every type of modern technology. Most laser technologies use low



powers and were mastered very quickly. They are used in many everyday appliances, such as scanning/inventory devices, surgery/medicine, hair removal, presentation pointers, law enforcement, ranging and sighting devices, welding applications, and much more. Using a laser as a weapon has many advantages. For example, a laser:

- Is unaffected by gravity
- Causes minimal collateral damage
- Travels at the speed of light
- Can precisely reach far distances
- Is capable of causing a specific, predetermined amount of damage to targets

The theory behind these capabilities makes the laser weapon a prime choice in multiple engagement scenarios. However, developing lasers with higher powers to use as a weapon has proven more difficult than first considered.

**MILITARY LASER HISTORY AND LASER TYPES**

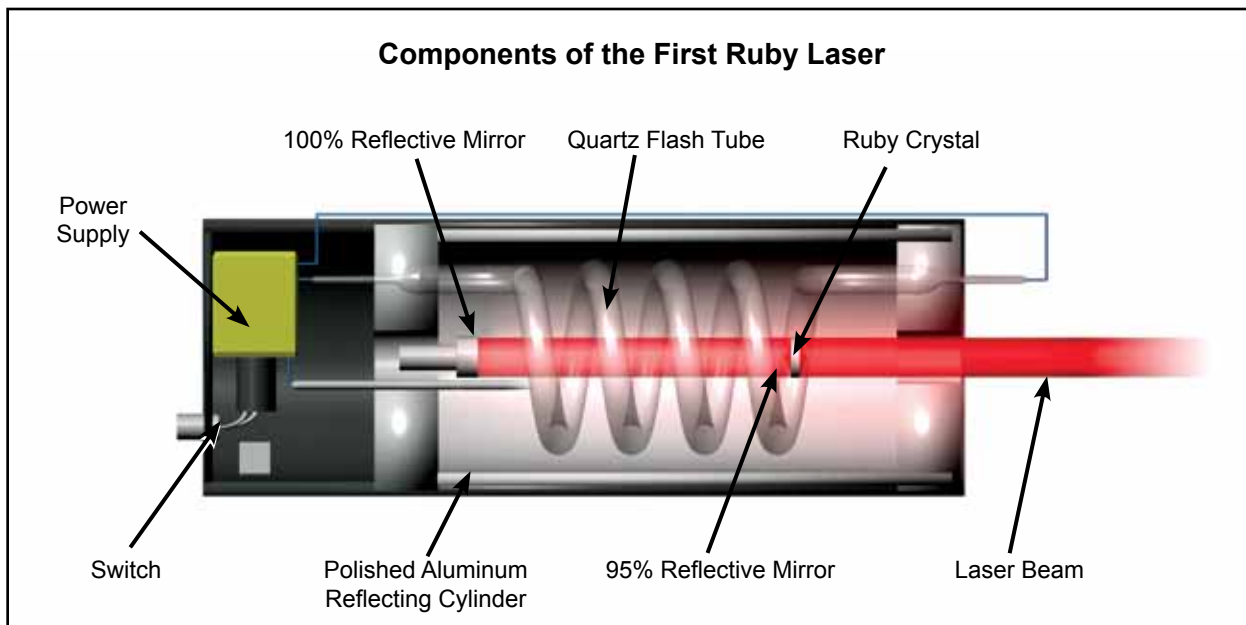
Generally, a laser weapon is any laser used against the enemy with more than 50 kW to megawatts of power. This is much greater power than commercial lasers. Accordingly, they have greater support needs, including:

- Environmental and personnel safety
- Mirror coatings
- Chilling requirements
- Power requirements
- Laser fuel storage
- Alignment and tracking requirements

In 1960, the very first laser (a ruby laser) was built, producing minimal power. This event was followed by many other laser technology developments. The first chemical laser, hydrogen fluoride (HF), was built in 1965, producing 1 kW. It was then that DoD became interested in researching and developing a more powerful laser for weapon applications. Subsequently, in 1968, the Defense Advanced Research Projects Agency (DARPA) Baseline Demonstration Laser produced 100 kW, and the Navy-ARPA Chemical Laser (NACL) produced 250 kW in 1975. The very first laser is depicted in Figure 2.

*Solid-State Lasers (SSLs)*

An SSL uses a solid lasing medium, such as a rod made up of glass or crystal, or a gem, like the ruby laser. Along with the rod or host material is an active material, such as chromium, neodymium, erbium, holmium, or titanium. Chromium is the active material used in ruby lasers. Neodymium is the active material in the most widespread applications. A flash lamp, arc lamp, or another laser carries out the optical cavity pumping to achieve population inversion and stimulate the laser beam. The Neodymium Yttrium-aluminum garnet (Nd:YAG) laser is a popular SSL. It operates at a 1064.5-nm wavelength and can be pulsed wave or CW. A great advantage of these lasers is that the wavelength and pulse duration can be varied considerably.<sup>1</sup> The power level can reach up to megawatts when using Q-switching to achieve



**Figure 2.** First Ruby Laser Developed in 1960 by Research Physicist Theodore H. Maiman



short pulse lengths. The various interactions with the laser and different crystalline materials can double the electromagnetic frequency, which will halve the wavelength, bringing the laser beam into the visible range, 532 nm (green). The wavelength can be further divided down three or four times, making this laser range from the near-infrared to the ultraviolet wavelength. These lasers are commonly used for rangefinders and target designators. Other advantages of these lasers are that they can be made very small, rugged, cheap, and battery-powered. Characteristics of SSLs are shown in Table 1.

### Chemical Lasers

A chemical laser uses chemical reaction to create population inversion in the lasing medium. One example is the Mid-Infrared Advanced Chemical Laser (MIRACL) developed in the mid-1980s. The MIRACL is a continuous-wave, mid-infrared (3.8- $\mu$ ) laser. Its operation is similar to a rocket engine in which a fuel (ethylene, C<sub>2</sub>H<sub>4</sub>) is burned with an oxidizer (nitrogen trifluoride, NF<sub>3</sub>).<sup>2</sup> Free, excited fluorine atoms are among the combustion products. Just downstream from the combustor, deuterium and helium are injected into the exhaust. Deuterium (U) combines with the excited fluorine to create excited deuterium fluoride (DF) molecules, while the helium stabilizes the reaction and controls the temperature.<sup>2</sup> The laser's resonator mirrors are wrapped around the excited exhaust gas, and optical energy is extracted. The cavity is actively cooled and can be run until the fuel supply is exhausted. The laser's megawatt-class output power can be varied over a wide range by altering the fuel flow rates and mixture. The laser beam in the resonator is approximately 21-cm high and 3-cm wide. Beam-shaping optics are used to produce a 14- × 14-cm (5.5- × 5.5-inch) square, which is then propagated through the rest of the beam train. Diagnostics for evaluating the beam shape, absolute power,

and intensity profile are used on each firing of the laser. The beam can be directed to a number of different test areas or to the SEA LITE beam director.<sup>2</sup> The DF Chemical Laser (MIRACL) and the Sea Lite Beam are shown in Figure 3.

The laser and beam director were integrated in the mid-1980s at the Army's High Energy Laser Systems Test Facility (HELSTF) at White Sands Missile Range, New Mexico. Following integration, extensive tests were conducted in the areas of:

- High-power optical components and beam-path conditioning
- Beam-control techniques
- High-power propagation
- Target damage and vulnerability
- Target lethality<sup>3</sup>

Tests supported by the MIRACL included:

- The high-power dynamic with flying drone (BQM-34)
- Conventional defense initiative with flying drone
- High-velocity target test with Vandal Missile
- High-altitude target tests with flying drone
- Missile and plume tests using the 1.5-m aperture
- Radiometrically calibrated images and spectral radiometry


These successful tests are what made many believe that MIRACL was the first and only successful laser weapon system developed by the Navy prior to the Navy Laser Weapon System (LaWS).<sup>3</sup>

### Gas Lasers

Gas lasers are a type of chemical laser that uses a pure gas or gas mixture to produce a beam. The typical gas laser contains a tube with mirrors on each end. One end transmits the beam out of the cavity. Most gas lasers use electron-collision pumping, with electric current passing through the gas. Some use optical pumping with flash lamps. The helium

Table 1. Characteristics of Solid-State Lasers

Name	Wavelength (nm)	Typical Power	Typical Operation
Alexandrite	700-830	5 watts	Pulsed/CW tunable
Erbium	850/1230/1540/1730/2900	8 watts	Pulsed
Holmium: glass	1950	milliwatts	Pulsed
Neodymium	1064/1123/1318/1370	megawatts	Pulsed
Neodymium: glass	1060	megawatts	Pulsed
Neodymium: YAG	1064.5	megawatts	Pulsed/CW
Ruby	694.3	10–15 watts	Pulsed
Titanium-sapphire	660–1060	15 watts	Pulsed/CW tunable



DF Chemical Laser (MIRACL)



Sea Lite Beam

**Figure 3.** DF Chemical Laser (MIRACL) and Sea Lite Beam

neon (HeNe) laser is a very well-known gas laser. It produces a bright red, continuous beam of low power. It is used for many applications such as scanning, alignment, measurement, and stabilization devices. University students use them in optical training laboratories. Many larger lasers contain a HeNe inside the beam path, as well to verify beam alignment. HeNe lasers are fairly cheap and very rugged. They can work continuously for thousands of hours.

CO<sub>2</sub> lasers are in the gas family. These lasers were the earliest, truly high-power lasers and have been among the most crucial lasers used in R&D for high-energy laser (HEL) weapons. In industry, the more powerful CO<sub>2</sub> lasers are used for welding, drilling, and cutting. There are many different types of CO<sub>2</sub> lasers that vary in pumping design. CO<sub>2</sub> lasers work by burning a hydrocarbon fuel (like kerosene or methane) in oxygen or nitrous oxide. The hot gas flows through a comb of nozzles, expands quickly, and achieves population inversion. The gas then flows through an optical resonator at supersonic speeds, resulting in stimulated emission and a laser beam.<sup>4</sup>

CO<sub>2</sub> lasers have been researched for use as nonlethal weapons. The wavelength produced by a CO<sub>2</sub> laser is also absorbed by glass. For example, the beam does not penetrate a windshield. Thus, shooting a CO<sub>2</sub> laser at a vehicle's windshield could deter a threat by damaging the windshield or by causing a dazzling effect to reduce the visibility of the driver, while not reaching the driver at all.

The gas dynamic laser (GDL) is a CO<sub>2</sub> laser based on differences in relaxation velocities of molecular vibrational states. The laser medium's gas has properties such that an energetically lower vibrational state relaxes faster than a higher vibrational state; thus, a population inversion is achieved in a particular time. A GDL is shown in Figure 4. Characteristics of chemical and gas lasers are identified in Table 2.

### *Fiber Lasers*

Modern fiber lasers are considered SSLs. They are powered by electricity, making them highly mobile and supportable on the battlefield. Fiber lasers use optical fibers as the gain media. In most cases, the gain medium is a fiber doped with rare earth elements—such as erbium (Er<sup>3+</sup>), neodymium (Nd<sup>3+</sup>), ytterbium (Yb<sup>3+</sup>), thulium (Tm<sup>3+</sup>), or praseodymium (Pr<sup>3+</sup>)—and one or several laser diodes are used for pumping. Optical fibers have been used in industry, specifically for telecommunications to transport information via light. With developing technology, optical fibers have become high-energy, powerful laser energy sources. Fiber lasers have proven to have much benefit over traditional SSLs. They are rugged and do not require a clean room to operate or maintain, as most other laser systems do. They also are extremely efficient; however, they cannot operate well in all weather conditions. One example is the IPG CW fiber lasers, which produce moderate beam quality, causing damage to materials and components through thermal heating and burn-through. The Naval Surface Warfare Center, Dahlgren Division (NSWCDD) purchased eight commercially available 5.5-kW IPG lasers, where two multimode (seven fibers) lasers are housed per cabinet. This type of laser is easy to mount due to the flexible fibers. The IPG CW Fiber Laser is shown in Figure 5.

### *Miscellaneous Lasers*

There are other types of lasers that do not necessarily fit into the chemical or solid-state categories. These include semiconductor lasers, used in:

- Television
- CD Players
- Dye Lasers
- Spectroscopy
- Radios
- Telecommunications
- Medicine
- Astronomy

There also are the FELs mentioned previously. The FEL is a completely different breed of laser.



**Figure 4.** A laser engineer inspects a gas dynamic laser after installation aboard an NKC-135 airborne laser laboratory.


**Table 2.** Characteristics of Chemical/Gas Lasers

Name	Wavelength (nm)	Typical Power	Typical Operation
Helium-Neon	543/632.8	.0001–.001 watts	CW
Krypton	350–647	.0001–.05 watts	CW
Argon	350–514.5	.001–6.0 watts	CW
Xenon fluoride (excimer)	351	.001–20 watts	CW
Argon fluoride (excimer)	193	.05–30 watts	Pulsed
Krypton fluoride (excimer)	249	7–100 watts	Pulsed
Deuterium fluoride (chemical)	3,000–4,200	.01–100 megawatts	Pulsed/CW
Hydrogen fluoride (chemical)	2,600–3,000	.01–150 megawatts	Pulsed/CW
Carbon dioxide	9,000–12,000	.1–15,000 megawatts	Pulsed/CW
GaAlAs (semiconductor)	750–900	10–4,000 milliwatts	Pulsed



**Figure 5.** IPG CW Fiber Laser System





It uses electrons to create photons instead of some type of matter. The electrons are produced, collected, and directed to flow at very high speeds. To excite the electrons, they are passed through a “wiggler,” i.e., a series of magnets positioned in such a way that electromagnetic radiation (light) is produced when the electrons release photons. The significant feature of the FEL is that the wavelength can be controlled, depending on the magnet positions and the speed of electrons. This versatility makes the FEL particularly appealing. However, the footprint of the FEL system is too large to transform into any ideal defense weapon. The Jefferson Laboratory in Newport News, Virginia, has an FEL and continues to maintain and test its capabilities and effects. This laser was new to the military in the late 1990s and received funding to optimize its capabilities and integrate as a defense weapon. Although great progress has been made, the required footprint could be much larger than desired. Consequently, some interest in the FEL has shifted to other HEL sources.

Many scientists foresee the probability of using the laser as a global weapon. This possibility is proven through basic laws of physics. Actually implementing such a system, however, can be more difficult. The global weapon concept uses a base laser with optics and is strategically positioned in space to be able to direct its beam multiple places on Earth at the speed of light with maximum power levels. This idea faces significant problems, including appropriate power levels, optics to handle such levels, propagation issues, and the ethical measures behind any global weapon. Still, the idea presents interesting possibilities.

### LASER WEAPON DEVELOPMENT

The following paragraphs highlight some of the laser weapons that have been successfully developed over the last 40 years.

#### *Baseline Demonstrator Laser (BDL) Hydrogen Fluoride (HF)*

In 1973, TRW Inc. produced the world's first high-energy chemical laser, the Baseline Demonstrator Laser, for DoD. After that, TRW Inc. produced and demonstrated six more HELs, including the MIRACL (1985) and Alpha (2000), the nation's only megawatt-class chemical lasers.

#### *Navy-ARPA Chemical Laser (NACL) HF*

The NACL was mated with the Navy Pointer Tracker at TRW Inc.'s San Juan Capistrano, California, facilities in the 1975–1978 time frame. This was the Navy's initial, integrated HEL system test

bed and was used to provide the first demonstrated kill of an operational missile in 1978.

#### *Alpha HF—Built for Strategic Defense Initiative (SDI) Space-Based Laser (SBL)*

Alpha, an HF laser, was the baseline technology for the SBL readiness demonstration (SBLRD). In 1991, the Alpha laser demonstrated megawatt-class power levels similar to MIRACL, but in a low-pressure, space operation environment. Alpha demonstrated that multimewatt, space-compatible lasers can be built and operated.

#### *Tactical High-Energy Laser (THEL)*

The THEL is a DF chemical laser developed by the Army. In 2000 and 2001, THEL shot down 28 Katyusha artillery rockets and 5 artillery shells. On 4 November 2002, THEL shot down an incoming artillery shell and a mobile version successfully completed testing. Subsequently, during a test conducted on 24 August 2004, the system successfully shot down multiple mortar rounds. These tests represented actual mortar threat scenarios in which both single mortar rounds and salvo were tested and intercepted. A photograph of THEL is shown in Figure 6.

#### *Advanced Tactical Laser (ATL)*

The ATL uses a closed-cycle, chemical oxygen-iodine laser (COIL) with beam control, which lases at a 1.315- $\mu$  wavelength. The ATL was developed to engage tactical targets from a moving platform at ranges of approximately 10 km. It can spot a 10-cm-wide beam on a distant target for up to 100 shots. This beam has enough power to slice through metal at a distance of 9 miles. The aircraft equipped with the ATL weapon system is shown in Figure 7.

A specially modified 46th Test Wing NC-130H aircraft equipped with the ATL weapon system fired its laser while flying over White Sands Missile Range, New Mexico, successfully hitting a target board located on the ground. Equipped with a chemical laser, a beam control system, sensors, and weapon-system consoles, the ATL is designed to damage, disable, or destroy targets with little or no collateral damage.

#### *Airborne Laser (ABL) (CO<sub>2</sub>) Chemical Oxygen*

The ABL C-130H aircraft contains three laser beam systems: the powerful killing primary laser beam (ATL), a set of illuminating laser beams for infrared surveillance and high-speed target acquisition, and a beacon laser for a high-precision laser target tracking beam control system. The primary





**Figure 6.** Tactical High-Energy Laser (THEL)



**Figure 7.** 46th Test Wing NC-130H Aircraft Equipped with the ATL Weapon System

laser beam is generated by a megawatt COIL located at the rear of the fuselage. The high-power laser beam travels towards the front of the aircraft through a pipe. The pipe passes through a Station 1000 bulkhead/airlock, which separates the rear fuselage from the forward cabins. The high-power beam passes through the fine beam control system mounted on a vibration-isolated optical bench. Beam pointing is achieved with very fast, lightweight steering mirrors, which are tilted to follow the target missile. The ABL finally destroyed a target while in flight at White Sands Missile Range in August 2009. The 12,000-lb ABL locked onto an unspecified ground target and fired the laser, making the target disappear. Although it was successful at

this demonstration, using the ABL in the fleet has fallen out of favor due to affordability and technology problems. The ABL is shown on an aircraft in Figure 8.

#### *Joint High-Power Solid-State Laser (JHPSSL)*

In hopes of accelerating SSL technology for military uses, work is being performed by the U.S. Army Space and Missile Defense Command (SMDC) and the Army Test and Engineering Center at White Sands Missile Range. The technology uses an electric laser diode to shoot light into 32 garnet crystal modules that combine to create “laser amplifier chains” producing 15 kW. By using seven chains and by combining multiple beams, they have reached 105 kW in the laboratory operating in a clean room. The program’s ultimate goal is for a laser system to reach high powers outside a laboratory environment. Fielding such a delicate optical structure can present significant barriers for this laser system. Nonetheless, it will be a great accomplishment for a variety of force protection missions, such as shipboard defense against cruise missiles. The JHPSSL system is shown in Figure 9.

#### *Navy Laser Weapon System (LaWS)*

The Navy LaWS is the most recent, successful laser weapon. It uses an electric-fiber laser design, avoiding the problems that chemical lasers present. In the summer of 2009, the Naval Sea Systems Command (NAVSEA)—with support from NSWCDD—successfully tracked, engaged, and destroyed unmanned aerial vehicles (UAV)



**Figure 8.** Airborne Laser (ABL)



**Figure 9.** Joint High-Power Solid-State Laser (JHPSSL) System

in flight at the Naval Air Warfare Center, China Lake, California. A total of five targets were engaged and destroyed during the testing, which represented a first for the U.S. Navy. The laser was fired through a beam director on a Kineto Tracking Mount similar to the Sea Lite beam director. The system used fiber lasers in the configuration and has proven to be a rugged and dependable choice for the warfighter's needs. A photograph of LaWS is shown in Figure 10.

Laser weapon systems development in recent years has taken giant steps forward. Dedicated R&D has advanced the state of the art considerably. What was unimaginable only a few short years ago, today has become reality. Accordingly, given continued R&D, warfighters in the near term will have additional weapon options to

choose from for dealing with a spectrum of threats and contingencies.

## REFERENCES

1. Beason, Doug Ph.D., *The E-Bomb: How America's New Directed Energy Weapons Will Change The Way Future Wars Will Be Fought*, Da Capo Press, 2005.
2. Pike John, *Mid-Infrared Advanced Chemical Laser (MIRACL)*, FAS Space Policy Project, Military Space Programs, March 1998, <http://www.fas.org/spp/military/program/asat/miracl.htm>
3. Albertine, John R., "History of Navy HEL Technology Development and Systems Testing," (Proceedings Paper), *Proc. SPIE*, Vol. 4632, Laser and Beam Control Technologies, Santanu Basu and James F. Riker, Eds., pp. 32–37.
4. Anderberg, Major General Bengt and Dr. Myron L. Wolbarsht, *Laser Weapons: The Dawn of a New Military Age*, Plenum Press, New York, 1992.



**Figure 10.** Navy Laser Weapon System (LaWS)