

REPORT DOCUMENTATION PAGE

Form Approved
OMB No. 0704-0188

Public reporting burden for this collection of information is estimated to average 1 hour per response, including the time for reviewing instructions, searching existing data sources, gathering and maintaining the data needed, and completing and reviewing this collection of information. Send comments regarding this burden estimate or any other aspect of this collection of information, including suggestions for reducing this burden to Department of Defense, Washington Headquarters Services, Directorate for Information Operations and Reports (0704-0188), 1215 Jefferson Davis Highway, Suite 1204, Arlington, VA 22202-4302. Respondents should be aware that notwithstanding any other provision of law, no person shall be subject to any penalty for failing to comply with a collection of information if it does not display a currently valid OMB control number. **PLEASE DO NOT RETURN YOUR FORM TO THE ABOVE ADDRESS.**

1. REPORT DATE (DD-MM-YYYY) 29-11-2011		2. REPORT TYPE Conference Paper		3. DATES COVERED (From - To)	
4. TITLE AND SUBTITLE Synthesis of Bis(4-Anilinylmethylsilyloxy)-Octaphenylsilsesquioxane-Modified Thermosetting IMIDE Oligomers				5a. CONTRACT NUMBER	
				5b. GRANT NUMBER	
				5c. PROGRAM ELEMENT NUMBER	
6. AUTHOR(S) Dana M. Pinson, Gregory R. Yandek, Timothy S. Haddad, and Joseph M. Mabry				5d. PROJECT NUMBER	
				5f. WORK UNIT NUMBER 23030521	
7. PERFORMING ORGANIZATION NAME(S) AND ADDRESS(ES) Air Force Research Laboratory (AFMC) AFRL/RZSM 9 Antares Road Edwards AFB CA 93524-7401				8. PERFORMING ORGANIZATION REPORT NUMBER	
9. SPONSORING / MONITORING AGENCY NAME(S) AND ADDRESS(ES) Air Force Research Laboratory (AFMC) AFRL/RZS 5 Pollux Drive Edwards AFB CA 93524-7048				10. SPONSOR/MONITOR'S ACRONYM(S)	
				11. SPONSOR/MONITOR'S NUMBER(S) AFRL-RZ-ED-TP-2011-557	
12. DISTRIBUTION / AVAILABILITY STATEMENT Approved for public release; distribution unlimited (PA #111051).					
13. SUPPLEMENTARY NOTES For presentation at the American Chemical Society National Conference, San Diego, CA 25-29 Mar 2012.					
14. ABSTRACT A series of Bis(4-Anilinylmethylsilyloxy)-octaphenyl-silsesquioxane-modified thermosetting imide oligomers were prepared and the structure were characterized by FTIR and NMR. Bis(4-Anilinylmethylsilyloxy)-Octaphenyl-silsesquioxane was synthesized using a previously reported method and was reacted with 6-FDA, ODA and PEPA monomers to produce oligomers with 0.0, 11.9, 18.8, 23.3, 26.4, and 28.8 weight percent Si ₁₀ O ₁₄ . FTIR analysis was performed to ensure complete imidization. NMR spectra (¹ H, ¹³ C and ²⁹ Si) were collected and integrated to ensure the target chain length was obtained.					
15. SUBJECT TERMS					
16. SECURITY CLASSIFICATION OF:			17. LIMITATION OF ABSTRACT	18. NUMBER OF PAGES	19a. NAME OF RESPONSIBLE PERSON
a. REPORT	b. ABSTRACT	c. THIS PAGE			Dr. Joseph M. Mabry
Unclassified	Unclassified	Unclassified	SAR	4	19b. TELEPHONE NUMBER (include area code) N/A

**SYNTHESIS OF BIS(4-ANILINYLMETHYLSILYLOXY)-
OCTAPHENYLSILSESQUIOXANE-MODIFIED
THERMOSETTING IMIDE OLIGOMERS**

Dana M. Pinson,¹ Gregory R. Yandek,² Timothy S. Haddad,¹ Joseph M. Mabry²

¹ERC Incorporated, Air Force Research Laboratory
Edwards Air Force Base, CA 93524

²Air Force Research Laboratory, Propulsion Directorate
Edwards Air Force Base, CA 93524

Abstract

A series of Bis(4-Anilinylmethylsilyloxy)-octaphenyl-silsesquioxane-modified thermosetting imide oligomers were prepared and the structure were characterized by FTIR and NMR. Bis(4-Anilinylmethylsilyloxy)-Octaphenyl-silsesquioxane was synthesized using a previously reported method and was reacted with 6-FDA, ODA and PEPA monomers to produce oligomers with 0.0, 11.9, 18.8, 23.3, 26.4, and 28.8 weight percent Si₁₀O₁₄. FTIR analysis was performed to ensure complete imidization. NMR spectra (¹H, ¹³C and ²⁹Si) were collected and integrated to ensure the target chain length was obtained.

**SYNTHESIS OF BIS(4-ANILINYLMETHYLSILYLOXY)-
OCTAPHENYLSILSESQUIOXANE-MODIFIED
THERMOSETTING IMIDE OLIGOMERS**

Dana M. Pinson,¹ Gregory R. Yandek,² Timothy S. Haddad,¹ Joseph M. Mabry²

¹ERC Incorporated, Air Force Research Laboratory
Edwards Air Force Base, CA 93524

²Air Force Research Laboratory, Propulsion Directorate
Edwards Air Force Base, CA 93524

Introduction

Polyimides have gained considerable interest in the development of high performance products. They have a combination of many desirable properties, including excellent thermal, mechanical, and dielectric properties, which have lead to their insertion into myriad applications including electrical insulation, spacecraft protection, aerospace components, and adhesives.¹⁻³ However, more prolific use has been limited due to detrimental moisture uptake by the highest performing variants of the polyimide class. Beyond the deterioration of thermo-mechanical properties, rapid heating can trigger quick release of absorbed water causing delamination of polyimide matrix composite materials, often resulting in component failure. Barrier methods to decrease moisture uptake increase the number of interfaces and are therefore associated with risk. Therefore, it would be advantageous to reduce the polymer matrix's affinity for water itself. In works by Kakimoto et. al. the incorporation of a peripherally aromatic POSS silsesquioxane into thermoplastic polyimides was investigated.⁴⁻⁵ A variety of linear semi-aromatic polyimides were found to reduce moisture uptake by up to 40%. However, in all materials investigated, the glass transition temperature (T_g) and mechanical properties were also greatly reduced. The objective of this work is to explore the effect of various amounts of bis(4-Anilinyloxy, Methylsilyloxy)octaphenylsilsesquioxane (POSS) on thermosetting oligoimides. The specific goal is the reduction of backbone polarity without detrimental effects on mechanical properties.

Experimental

Materials. 4,4' - Diaminodiphenylether (ODA) and 4,4' - (hexafluoroisopropylidene)diphthalic anhydride (6-FDA) were purchased from Lancaster Synthesis Inc. Phenylethynyl phthalic anhydride (PEPA) was obtained from Maverick Coporation. The ODA, 6-FDA and PEPA were all purified by sublimation under dynamic vacuum. Bis(4-Anilinyloxy)octaphenylsilsesquioxane (cis and trans isomers) was synthesized using a previously reported method.^{3,4} Anhydrous 1-methyl-2-pyrrolidinone (NMP) and methanol were purchased from Sigma-Aldrich and used as received. HPLC grade chloroform was purchased from Burdick and Jackson and used as received. HPLC grade toluene was purchased from J. T. Baker and used as received.

Instrumentation. NMR spectra were obtained on Bruker 300 or 400 MHz spectrometers. All spectra were referenced to residual ¹H or ¹³C in the solvent used. ²⁹Si spectra were obtained using an inverse gated 30° pulse sequence with a 12 second delay between pulses, and were referenced to external SiMe₄ at 0 ppm.

Synthesis.

Table 1. Equivalents of monomers used in each of the oligomers.

Compound	PEPA	6-FDA	ODA	POSS
Mol. Wt.	248.23 g	444.24 g	200.24 g	1355.98 g
Formula	C ₁₆ H ₈ O ₃	C ₁₉ H ₆ F ₆ O ₆	C ₁₂ H ₁₂ N ₂ O	C ₆₂ H ₅₈ N ₂ O ₁₄ Si ₁₀
Control	2	4	5	0
1 POSS	2	4	4	1
2 POSS	2	4	3	2
3 POSS	2	4	2	3
4 POSS	2	4	1	4
5 POSS	2	4	0	5

6-FDA monomer was added to an NMP solution of ODA and/or POSS in a dry nitrogen environment. After allowing the reaction to proceed for 60

minutes, an NMP solution of PEPA was then added to produce a total concentration of 10 wt% solids. The reaction was allowed to stir overnight in a dry nitrogen environment. At this point, a 1 – 2 mL aliquot of the amic acid material was removed. This aliquot was added dropwise to ether and allowed to stir overnight. The solid precipitate was collected by filtration and washed with ether. It was then dried under vacuum and NMR data (¹H, ¹³C, and ²⁹Si) was collected. To the remainder of the reaction mixture, toluene was added to produce a total concentration of 80 % toluene by volume. The reaction was then heated overnight to 155 °C, using the dean-stark methodology to promote imidization. The reaction was cooled to room temperature and added dropwise to methanol and allowed to stir overnight. The solid product was collected by filtration and washed with methanol. FTIR data was taken at this point to ensure complete imidization.³ The solid product was then dried under vacuum, and NMR spectra (¹H, ¹³C, and ²⁹Si) were obtained.

Results and Discussion

The synthesis of the POSS containing oligomers depicted in **Figure 1**, involved the reaction of the 6-FDA dianhydride with the POSS dianiline and/or ODA. The oligomers were then endcapped with the dianhydride, PEPA. This reaction was expected to produce an AB oligomer with an average chain length containing 5 diamines and terminated with PEPA on both ends.

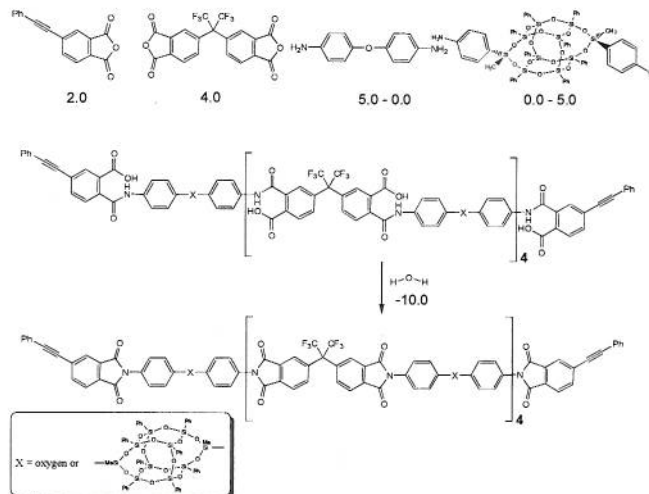


Figure 1. Synthesis of POSS containing oligoimides.

In the ¹H NMR spectra, the total integral was normalized to the expected number of protons for each particular oligomer (80 – 0 POSS; 126 – 1 POSS; 172 – 2 POSS; 218 – 3 POSS; 264 – 4 POSS; 310 – 5 POSS). The peaks from 7.8 ppm – 8.5 ppm are attributed to 6-FDA and the 3 protons on the phenyl ring of PEPA. The integral in this region remained constant at 30 as the amount of end cap and 6-FDA was not varied. The peaks between 6.8 ppm and 7.8 ppm are attributed to the protons of ODA, the phenyl rings of the POSS and five of the aromatic protons in each PEPA. The integrals are shown to increase by the expected amount of 40 protons with each addition and reduction of POSS and ODA respectively. The peaks between 0.00 and 1.5 ppm are attributed to the two methyl groups of the POSS. Relatively speaking, the integrals in the methyl region are shown to increase by 6 with each additional POSS (**Figure 2**). This data is also tabulated in Table 2.

Table 2. Integrated values of normalized ¹H NMR for each oligomer.

Region	0		1		2		3		4		5	
	Expected	Observed	Expected	Observed	Expected	Observed	Expected	Observed	Expected	Observed	Expected	Observed
7.8 - 8.5 ppm	30	31.08	30	29.36	30	26.70	30	27.59	30	27.45	30	32.55
7.0 - 7.8 ppm	50	56.72	90	90.97	130	133.26	170	170.91	210	216.52	250	244.41
POSS methyl region 0.0 - 1.5 ppm	0	0	6	5.67	12	12.03	18	19.5	24	20.55	30	32.04

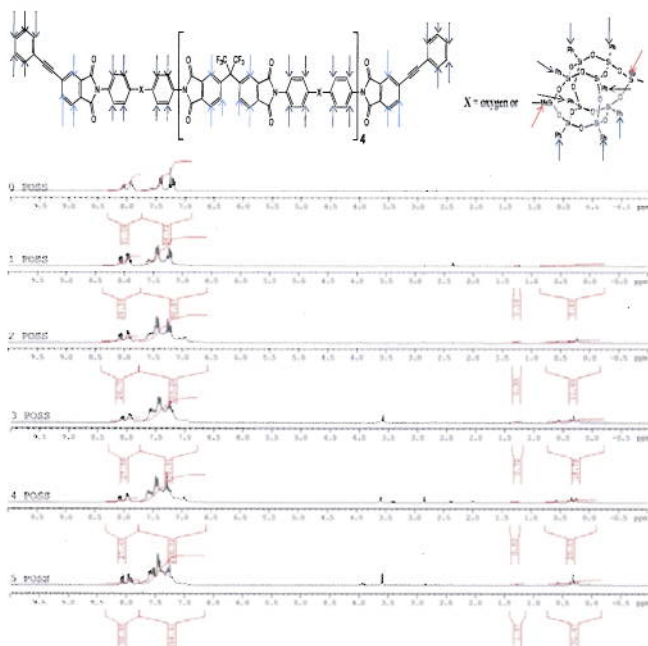


Figure 2. ¹H NMR spectra of oligomers containing 0 - 5 equivalents of POSS respectively.

Figure 3 displays the ¹³C NMR spectra of oligomers containing 0 - 5 equivalents of POSS. In the carbonyl region (>160 ppm) of the spectra are two sets of peaks attributed to the carbonyls of the 6-FDA and the carbonyls of the PEPA endcaps. Although integration of ¹³C spectra is fraught with error, it is not unreasonable to compare integrals of like-structured carbons - especially quaternary carbons that receive no NOE enhancements. The set of peaks attributed to the 6-FDA carbonyls was calibrated to 16 in each spectrum. The integrals of the set of peaks due to the PEPA carbonyls was expected to be 4 and is shown to be approximately 4 in all spectra. The peaks at 87 and 94 ppm are attributed to the acetylene carbons of the PEPA endcaps. In each of the spectra, each of these integrals is approximately 2, indicating chains are end capped.

Table 3. Integrated values of calibrated ¹³C NMR for each oligomer.

Region	0		1		2		3		4		5	
	Expected	Observed	Expected	Observed	Expected	Observed	Expected	Observed	Expected	Observed	Expected	Observed
Backup Carbonyls 166 - 167 ppm	4	4.27	4	3.59	4	3.15	4	3.23	4	3.14	4	2.73
6-FDA Carbonyls 166 - 165 ppm (all integrals calibrated to 16, except 5)	16	16	16	16	16	16	16	16	16	16	16	8.15
Acetylene carbons 87 ppm	2	1.87	2	1.92	2	2.00	2	1.86	2	1.95	2	2.00
Acetylene Carbons 87 ppm	2	1.96	2	1.98	2	1.99	2	1.88	2	1.85	2	2.15
6-FDA acrylates 65 - 66 ppm	4	5.04	4	4.55	4	6.01	4	4.05	4	4.42	4	Can't be seen
POSS methyl region 0.0 - 1.5 ppm	0	0	2	2.51	4	8.19	6	12.48	8	14.20	10	33.70

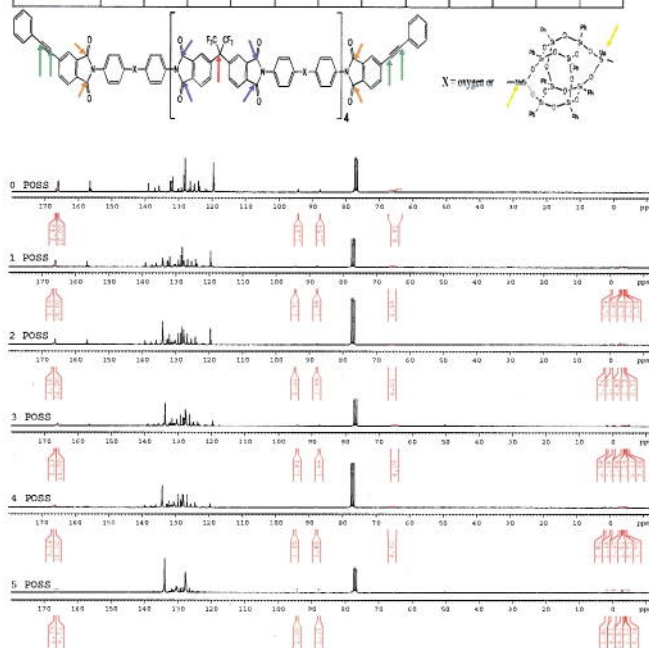


Figure 3. ¹³C NMR spectrum and structural assignments of oligomers containing 0 - 5 equivalents of POSS respectively.

Conclusions

Oligomers of varying POSS content were synthesized in high yield. ¹H and ¹³C NMR analysis show the oligomers to be the expected products with the expected chain lengths. Future research will focus on optimizing the synthesis method and collecting thermal and mechanical property data, coupled with the effect of humidity on these properties.

Acknowledgements. The authors of this paper would like to thank the Air Force Office of Scientific Research and the Propulsion Directorate, Air Force Research Laboratory for financial support of this research.

References.

- (1) Meador, M. A. *Ann. Rev. Mater. Res.* **1998**, *28*, 599.
- (2) Hergonrother, P. M. *High Perform. Polym.* **2003**, *13*, 3.
- (3) Liu, X. Y.; Xu, W.; Ye, G. D.; Gu, Y. *Polym. Eng. Sci.* **2006**, *46*, 123.
- (4) Wu, S.; Hayakawa, T.; Kikuchi, R.; Grunzinger, S.; Kakimoto, M. *Macromolecules*. **2007**, *40*, 5698 - 5705
- (5) Wu, S.; Hayakawa, T.; Kakimoto, M.; Oikawa, H. *Macromolecules*. **2008**, *41*, 3481 - 3487
- (6) Seurer, B.; Haddad, T.; Mabry, J.M.; Lee, A. *Macromolecules*. **2010**, *43*, 9337 - 9347
- (7) Vij, V., Yandek, G., Ramirez, S., Mabry, J., Haddad, T. *Silicon*, Submitted for publication.