

REPORT DOCUMENTATION PAGE					Form Approved OMB No. 0704-0188	
<small>The public reporting burden for this collection of information is estimated to average 1 hour per response, including the time for reviewing instructions, searching existing data sources, gathering and maintaining the data needed, and completing and reviewing the collection of information. Send comments regarding this burden estimate or any other aspect of this collection of information, including suggestions for reducing the burden, to Department of Defense, Washington Headquarters Services, Directorate for Information Operations and Reports (0704-0188), 1215 Jefferson Davis Highway, Suite 1204, Arlington, VA 22202-4302. Respondents should be aware that notwithstanding any other provision of law, no person shall be subject to any penalty for failing to comply with a collection of information if it does not display a currently valid OMB control number.</small> PLEASE DO NOT RETURN YOUR FORM TO THE ABOVE ADDRESS.						
1. REPORT DATE (DD-MM-YYYY) 30-07-2010		2. REPORT TYPE Progress Report (Technical)		3. DATES COVERED (From - To) 01-05-2010 to 31-07-2010		
4. TITLE AND SUBTITLE High Flux, Fouling Resistant Membranes for Pretreatment of RO				5a. CONTRACT NUMBER N00014-10-C-0224		
				5b. GRANT NUMBER		
				5c. PROGRAM ELEMENT NUMBER		
6. AUTHOR(S) Bikson, Ben				5d. PROJECT NUMBER 09PR09346-00 & 10PR04413-00		
				5e. TASK NUMBER 0001AC		
				5f. WORK UNIT NUMBER		
7. PERFORMING ORGANIZATION NAME(S) AND ADDRESS(ES) PoroGen Corporation 6 Gill Street Woburn, MA 01801				8. PERFORMING ORGANIZATION REPORT NUMBER PGC-ONR-1		
9. SPONSORING/MONITORING AGENCY NAME(S) AND ADDRESS(ES) Office of Naval Research ONR Paul Armistead 875 North Randolph Street Arlington, VA 22203-1995 email Paul.Armistead@navy.mil				10. SPONSOR/MONITOR'S ACRONYM(S) ONR		
				11. SPONSOR/MONITOR'S REPORT NUMBER(S) 0001AC		
12. DISTRIBUTION/AVAILABILITY STATEMENT Approved for public release; distribution is unlimited						
13. SUPPLEMENTARY NOTES Prepared in cooperation with subcontractor, Clean Membranes						
14. ABSTRACT High Flux, Fouling Resistant Membranes for RO Pretreatment, is contract number N00014-10-C-0224. The purpose of the contract is to develop pretreatment membranes that improve the desalination process onboard ships. In the case of pretreatment, this means extending the life of the RO membranes and improving the reliability (uptime) of the desalination process. The scope of the contract as proposed by PoroGen and Clean Membranes is to develop a fouling resistant, hollow-fiber, ultrafiltration membrane. Activities in the third quarter of the project included: 1. screening candidate epoxy resins to cast tube sheets into pilot sized modules, 2. building equipment to set up and form pilot size fiber bundles, 3. initial preparation of composite PAN/PAN-g-PEEK membranes, and 4. additional work on PAN fiber spinning in parallel with PAN/PAN-g-PEO fiber spinning. Summary of results:						
15. SUBJECT TERMS membrane development						
16. SECURITY CLASSIFICATION OF:			17. LIMITATION OF ABSTRACT SAR	18. NUMBER OF PAGES 15	19a. NAME OF RESPONSIBLE PERSON Ben Bikson	
a. REPORT unclassified	b. ABSTRACT unclassified	c. THIS PAGE unclassified			19b. TELEPHONE NUMBER (Include area code) 781-491-0807 ext 210	

Reset

INSTRUCTIONS FOR COMPLETING SF 298

1. REPORT DATE. Full publication date, including day, month, if available. Must cite at least the year and be Year 2000 compliant, e.g. 30-06-1998; xx-06-1998; xx-xx-1998.

2. REPORT TYPE. State the type of report, such as final, technical, interim, memorandum, master's thesis, progress, quarterly, research, special, group study, etc.

3. DATES COVERED. Indicate the time during which the work was performed and the report was written, e.g., Jun 1997 - Jun 1998; 1-10 Jun 1996; May - Nov 1998; Nov 1998.

4. TITLE. Enter title and subtitle with volume number and part number, if applicable. On classified documents, enter the title classification in parentheses.

5a. CONTRACT NUMBER. Enter all contract numbers as they appear in the report, e.g. F33615-86-C-5169.

5b. GRANT NUMBER. Enter all grant numbers as they appear in the report, e.g. AFOSR-82-1234.

5c. PROGRAM ELEMENT NUMBER. Enter all program element numbers as they appear in the report, e.g. 61101A.

5d. PROJECT NUMBER. Enter all project numbers as they appear in the report, e.g. 1F665702D1257; ILIR.

5e. TASK NUMBER. Enter all task numbers as they appear in the report, e.g. 05; RF0330201; T4112.

5f. WORK UNIT NUMBER. Enter all work unit numbers as they appear in the report, e.g. 001; AFAPL30480105.

6. AUTHOR(S). Enter name(s) of person(s) responsible for writing the report, performing the research, or credited with the content of the report. The form of entry is the last name, first name, middle initial, and additional qualifiers separated by commas, e.g. Smith, Richard, J, Jr.

7. PERFORMING ORGANIZATION NAME(S) AND ADDRESS(ES). Self-explanatory.

8. PERFORMING ORGANIZATION REPORT NUMBER. Enter all unique alphanumeric report numbers assigned by the performing organization, e.g. BRL-1234; AFWL-TR-85-4017-Vol-21-PT-2.

9. SPONSORING/MONITORING AGENCY NAME(S) AND ADDRESS(ES). Enter the name and address of the organization(s) financially responsible for and monitoring the work.

10. SPONSOR/MONITOR'S ACRONYM(S). Enter, if available, e.g. BRL, ARDEC, NADC.

11. SPONSOR/MONITOR'S REPORT NUMBER(S). Enter report number as assigned by the sponsoring/monitoring agency, if available, e.g. BRL-TR-829; -215.

12. DISTRIBUTION/AVAILABILITY STATEMENT. Use agency-mandated availability statements to indicate the public availability or distribution limitations of the report. If additional limitations/ restrictions or special markings are indicated, follow agency authorization procedures, e.g. RD/FRD, PROPIN, ITAR, etc. Include copyright information.

13. SUPPLEMENTARY NOTES. Enter information not included elsewhere such as: prepared in cooperation with; translation of; report supersedes; old edition number, etc.

14. ABSTRACT. A brief (approximately 200 words) factual summary of the most significant information.

15. SUBJECT TERMS. Key words or phrases identifying major concepts in the report.

16. SECURITY CLASSIFICATION. Enter security classification in accordance with security classification regulations, e.g. U, C, S, etc. If this form contains classified information, stamp classification level on the top and bottom of this page.

17. LIMITATION OF ABSTRACT. This block must be completed to assign a distribution limitation to the abstract. Enter UU (Unclassified Unlimited) or SAR (Same as Report). An entry in this block is necessary if the abstract is to be limited.

Progress Report IAW Exhibit A, A001 (DD Form 1423) Item 0001AC

HIGH FLUX, FOULING RESISTANT MEMBRANES FOR RO PRETREATMENT

Prepared for:

Office of Naval Research, FNC Program BAA 09-013, Advanced Shipboard Desalination

For the period: August 1 – November 1, 2010

Contract No. N00014-10-C-0224

Submitted by

PoroGen/Clean Membranes

PoroGen Corporation

6C Gill Street

Woburn, MA 01801

Clean Membranes, Incorporated

100 Waltham Street

Lexington, MA 02421

Digital format

Abstract

High Flux, Fouling Resistant Membranes for RO Pretreatment, is contract number N00014-10-C-0224. The purpose of the contract is to develop pretreatment membranes that improve the desalination process onboard ships. In the case of pretreatment, this means extending the life of the RO membranes and improving the reliability (uptime) of the desalination process. The scope of the contract as proposed by PoroGen and Clean Membranes is to develop a fouling resistant, hollow-fiber, ultrafiltration membrane.

The major milestones accomplished during previous quarters was (a) successful commercial scale up of PAN-g-PEO polymer synthesis and (b) verification of compatibility of commercial grade PAN polymer with scaled up synthetic PAN-g-PEO polymer in flat sheet membrane formulations.

The major milestone accomplished in the third 3 quarter of the project was the verification that the commercial grade polymer materials PAN and PAN-g-PEO are compatible in solvent systems required for successful hollow fiber spinning and these formulations can be spun into target hollow fiber sizes.

Other activities during this period included

1. screening candidate epoxy resins to cast tube sheets into pilot sized modules,
2. building equipment to set up and form pilot size fiber bundles,
3. initial preparation of composite PAN/PAN-g-PEEK membranes, and
4. additional work on PAN fiber spinning in parallel with PAN/PAN-g-PEO fiber spinning.

Future work includes

- continue to optimize PAN/PAN-g-PEO hollow-fiber spinning conditions,
- development of tangential-flow testing methods,
- measuring fouling and retention membrane performance in tangential-flow configuration,
- module design and fabrication, and
- large-scale membrane testing.

Table of Contents

Summary	Page 4
Introduction	Page 5
Methods, Assumptions and Procedures	Page 6
Results and Discussion	Page 7
Conclusions	Page 12
Recommendations	Page 12
References	Page 12
List of Symbols, Abbreviations and Acronyms	Page 13
Distribution List	Page 13

List of Figures and Tables

Figure1. Navy Project Plan	Page 5
Figure2. Schematic of membrane test equipment	Page 8
Figure3. Photo of cross section of hollow fiber membrane	Page 10
Figure4. Coating line assembly for composite hollow fiber	Page 11

Summary

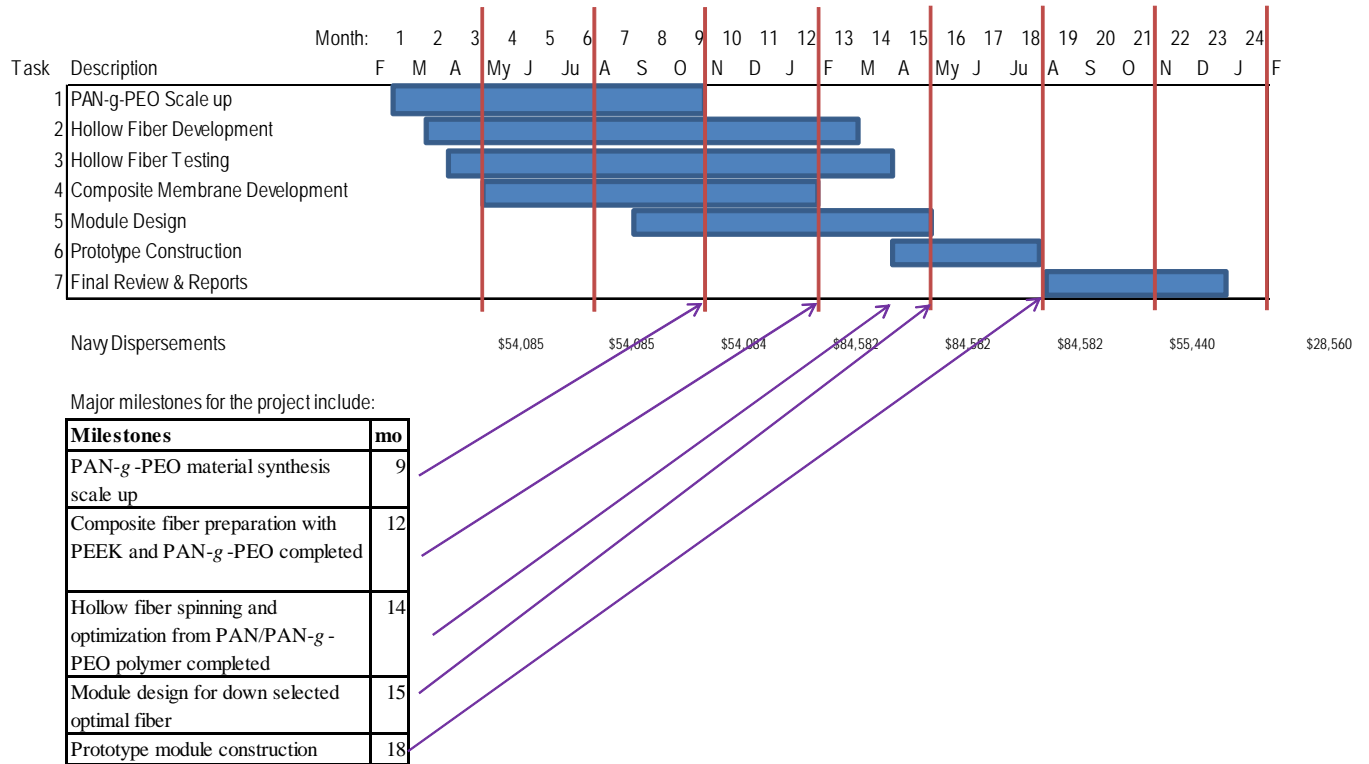
Contract number N00014-10-C-0224 is a joint project between Clean Membranes and PoroGen. The project objective is to develop low-maintenance, high-flux, low-fouling water filtration modules for reverse osmosis (RO) pre-treatment in order to improve the desalination process onboard ships. Membrane modules developed in this project promise to exhibit improved flux and fouling resistance. This in turn will lead to more compact and efficient filtration systems that reduce maintenance and downtime, costs and energy requirements.

The project brings together the unique capabilities of PoroGen and Clean Membranes. PoroGen provides state-of-the-art hollow fiber membrane and module development expertise that will be combined with Clean Membranes' high flux, fouling resistant membrane technology developed at MIT. Two types of membranes will be developed: (1) a pure PAN/PAN-*g*-PEO polymer membrane, and (2) a composite PEEK – PAN/PAN-*g*-PEO membrane. At the end of 18 months of development, the project will have selected the most suitable membrane for Navy application and have designed and developed a prototype module for testing in Navy's FNC desalination system.

The tasks, schedule and milestones are as indicated in Figure 1. This progress report summarizes the work in the third quarter of the project that addressed Tasks 2 and 3, with initial work for Task 4 initiated. Task 1 has been completed - the production of the PAN-*g*-PEO co-polymer was successfully scaled up to produce a 1 kg batch in the first 3 months. Initial hollow fiber was spun with various grades of PAN, giving us a good basis for suitable hollow fiber. The same raw materials were used to create flat sheet membrane and testing verified performance consistent with original bench-scale work at MIT. In the second three months the major milestone was the production of the PAN hollow fibers. In the recent project period, the major accomplishment was forming target blends of PAN/PAN-*g*-PEO polymers in solutions suitable for commercial hollow fiber spinning (high concentration solutions) and forming hollow fiber membranes with the PAN/PAN-*g*-PEO co-polymer solutions.

Figure1. Navy Project Plan

Navy Project Plan



Introduction

Current Navy desalination technology utilizes the Navy Standard Reverse Osmosis unit (NSRO) where cartridge filters are the pretreatment prior to single pass reverse osmosis. The NSRO system was designed in the 1980's for mainly open ocean use and expected RO membrane life of 3-5 years. Now that the ship deployments are closer to shore and the pollutants are moving further out to sea, actually membrane life is reduced to as little as 4-8 weeks when in turbid waters. This affects current operations by requiring frequent and costly membrane replacement, leads to reduced reliability, increases maintenance and the space requirements to store replacement modules.

Pretreatment prior to the reverse osmosis membranes is a standard practice in industrial applications to extend the reliability and life of the RO. However, current commercial ultrafiltration and microfiltration membranes used for RO pre-treatment are inadequate and subject to fouling by particulates, organics and other dissolved components. The filters are irreversibly fouled, resulting in a dramatic decline in flux requiring frequent cleaning, maintenance and down time. The build-up and deposit of dissolved and suspended solutes near and onto the membrane surface, termed concentration polarization, is another serious limitation that also aggravates fouling.

Clean Membranes technology employs combination of PAN and PAN-g-PEO co-polymer. The hydrophobic backbone of PAN and the hydrophilic nature of the PAN-g-PEO co-polymer provide a strong porous membrane that resists fouling by repelling the pollutants and preventing adsorption of foulants. During the course of this project we will scale-up the technology and manufacture a hollow-fiber module that may be used for pretreatment to the reverse osmosis unit in the Navy desalination system.

Methods, Assumptions and Procedures

PAN-g-PEO synthesis

To produce the PAN-g-PEO copolymer all reagents were purchased from Aldrich and used without further purification. Polyacrylonitrile-graft-poly(ethylene oxide) (PAN-g-PEO) was synthesized by free radical polymerization. PEO content of the copolymer was determined by ¹H nuclear magnetic resonance (NMR) spectroscopy in deuterated DMSO. The molecular weight distribution of the polymer was determined by gel permeation chromatography in DMF.

Flat Sheet Membrane Casting and Testing

As a model system to characterize starting materials, flat sheets were prepared prior to hollow fiber spinning. Flat sheet membranes were cast following the procedure described in Asatekin *et al.*, *Journal of Membrane Science*, 298 (2007) 136-146. Flat sheet membrane performance is evaluated by measuring flux and rejection as described in the previous report.

The use of surrogate soluble polymers is an industry wide standard procedure for membrane performance evaluation. The polymer marker selection is carried out to provide good representation of foulants encountered in actual sea water. Basic performance criteria for future testing will include water flux and retention of bovine serum albumin (BSA) as a benchmark of pore size, and resistance to protein fouling by BSA filtration. Eventually, we plan to use synthetic and actual sea water feeds for membrane characterization in final stages of membrane development.

Hollow Fiber Development and Testing

Development work continued to optimize membrane preparation procedures. The design parameters include solvent selection, polymer solids content, PAN-g-PEO/PAN ratio, additives that include porogens and surfactants and hollow fiber spinning procedures that include air gap, spin dope temperature, bore fluid selection and coagulation bath temperature and composition.

Solvents screened included DMF and NMP. Solids content was chosen so as to obtain a suitable viscosity for processing, while producing the desired porosity and flux. Polymer/copolymer ratio will be optimized to maximize fouling resistance while retaining mechanical strength.

Hollow fibers are produced by accepted hollow fiber membrane manufacturing process – dry wet spinning process.

Hollow fibers were tested using the following method: Four fibers were cut to 45 cm length and potted in polyethylene tubing using low temperature adhesive (3M 3972LM). Potted fibers were soaked in water for at least 24 hours to remove any residual preservatives. Fiber modules were gently blotted dry and attached to the test rig. Water was then applied at the specified pressure, and allowed to equilibrate for 20 minutes. During each test, filtrate was collected in a beaker for a specified time and the mass of the filtrate was measured. Two replicate segments were tested from each membrane.

Results and Discussion

Task 1. Material Preparation and Scale Up of PAN-g-PEO Co-polymer

The first quarterly report documented an important program milestone: ***It was demonstrated that the PAN-g-PEO polymer can be produced on commercial scale.*** Production of this first lot demonstrates that the underlying chemistry is suitable for industrially relevant polymerization processes. In addition, this first lot provides a benchmark for subsequent lots. Based on these analyses, material produced in this first polymerization is suitable for making PAN-g-PEO based membranes. This task is completed ahead of schedule.

Task 2. Hollow Fiber Membrane Development

Work began during the second quarter and continued in current quarter to optimize hollow fiber preparation and performance.

The dry-wet spinning line was reconfigured for spinning of PAN-g-PEO/PAN blends. The spinning line consisted of spinning dope delivery system that included pump, filters and control equipment, bore fluid injection and metering system, spinneret, coagulation tank and related take up equipment. A mixer for spin dope preparation was procured to address anticipated viscosity ranges and material rheology. The spinning system was base lined utilizing spinning dopes based on PAN polymer. Several PAN polymer grades were evaluated. Initial hollow fibers were produced utilizing a matrix of spinning experiments that included spinning temperature, air gap and draw ratio. Following these procedures, we produced a series of water permeable PAN hollow-fiber membranes. These membranes had sufficient mechanical strength to be shaped, and were successfully potted into test modules.

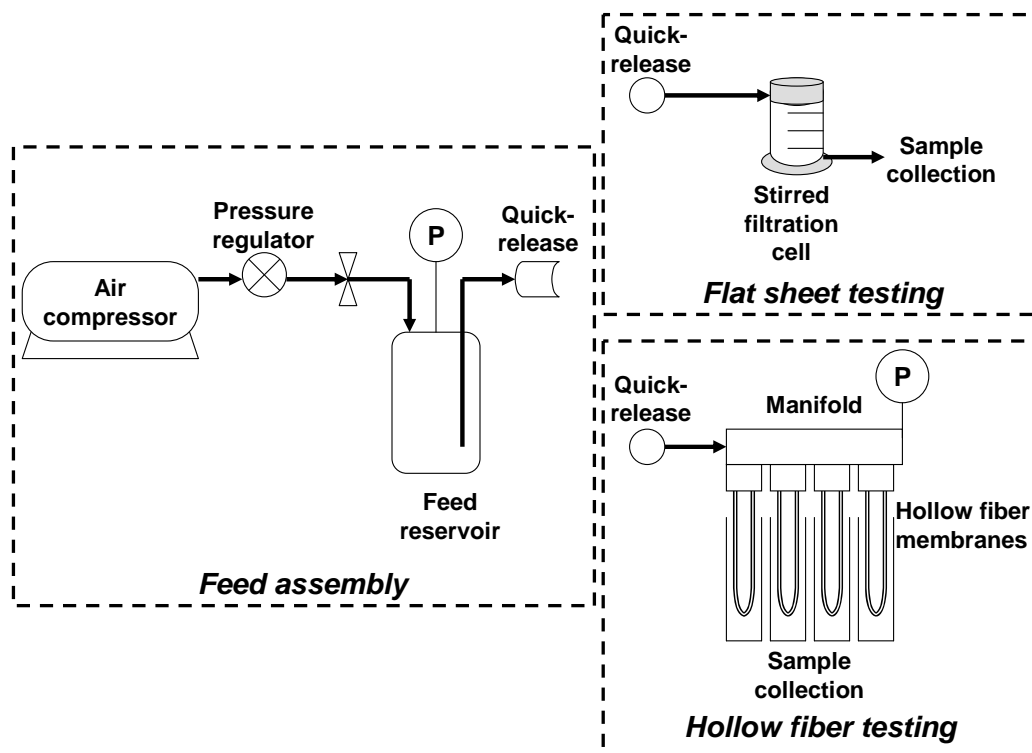
In the third quarter of the project, membranes were produced from PAN/PAN-g-PEO co-polymer blends. First the polymers were combined in a number of different solvents. Solvents systems that generated compatible blends at high polymer concentrations were down selected for further optimization. The solvents that will most likely be used in the future are DMF (dimethyl formamide) and NMP(N-methyl pyrrolidone).

Task 3. Hollow Fiber Membrane Performance Testing

Lab space was acquired and materials were assembled to begin membrane performance evaluation in support of membrane development. The lab equipment was designed to accommodate flat sheet membranes as well as hollow fibers.

The equipment consists of three modules (Figure 3). The feed assembly is used in all tests, whereas two modules, one for flat sheet membrane testing and the other for hollow fibers, can be exchanged easily through the use of quick release connections. The feed assembly uses an air compressor equipped with a pressure regulator to pressurize feed liquid (i.e. water, foulant solution, etc.) contained in a dispensing reservoir. We intend to use pressures between 5-10 psi for the testing of UF membranes, as these are industrially relevant pressure differences. However, the system is equipped to handle as high as 75 psi.

Figure2: Schematic of membrane test equipment



Flat sheet testing was done using a dead-end stirred cell, manufactured by Millipore (Amicon model 8010), attached to this feed assembly. The hollow fiber test module is currently equipped to test four dead-end type membrane modules at a time. It can also be modified easily to perform cross-flow tests, and can be expanded in series.

Flat sheet testing is important especially in the initial stages of membrane development, because PAN/PAN-*g*-PEO blend UF membranes are well characterized in flat sheet format. Previous peer-reviewed publications have documented performance of these membranes as well as the influence of some casting parameters (blend composition, copolymer composition) on membrane performance. Hence, preliminary testing of flat sheets is an important benchmark in evaluating specific casting parameters, especially variations in materials such as the grade/purity/manufacture of PAN, PAN-*g*-PEO, solvents and other additives.

A major milestone in the second reporting period was confirmation that the industrial grade raw materials used resulted in performance comparable with those observed in lab studies at MIT. Key results in this study were high flux (up to 1500 L/m².h.MPa, Asatekin *et al.*, *Journal of Membrane Science* 298 (2007) 136-146), and complete resistance to irreversible protein fouling, as evidenced by complete flux recovery by a water rinse.

Flat sheet membranes were cast from blends of 93% PAN and commercial grade PAN-*g*-PEO following the procedure described in Asatekin *et al.*, *Journal of Membrane Science*, 298 (2007) 136-146. The resultant membranes appeared physically very similar to membranes cast from research grade PAN and small-batch PAN-*g*-PEO. However, to ensure the performance is comparable to previously tested membranes, a filtration test was conducted.

The data reported previously verified ***the superior performance of PAN/PAN-*g*-PEO blend membranes, to date reported only with research-grade, high purity ingredients, can be reproduced using commercial grade raw materials.*** This is crucial in the future scale-up of these membranes, as large scale manufacture from high purity, high cost ingredients would be cost-prohibitive. The data also confirms that commercial production of PAN-*g*-PEO was successful. The kg-scale batch manufactured satisfies not only the preliminary parameters of composition, molecular weight and purity, but also produces high-performance, fouling resistant membranes.


The flat sheet tests reported here aimed to simply confirm two main criteria: High flux, and protein fouling resistance. Future testing will also aim to characterize the pore size of these membranes. This set of experiments proved to be a good indicator of membrane performance as well as brush structure in previous studies on flat sheet membranes <Asatekin JMS 2007, Kang JMS 2007>. Protein fouling experiments were also indicative of fouling resistance to other feeds, such as bacteria suspensions <Adout ES&T 2010> and oily wastewater <Asatekin ES&T 2009>.

Hollow fiber testing equipment, as described earlier, is also now in working order. Hollow fibers will be characterized as described above as well. However, the geometry of these fibers will require cross-flow operation for most fouling tests. As a screening tool, static fouling experiments are being considered. In such experiments, the modules will be prepared in a dead-end configuration. The pure water flux through the membrane will be measured. Then the membrane will be immersed in a protein solution overnight, and water flux will be measured again after rinsing it briefly.

Preliminary hollow-fiber membranes' testing was performed using the test apparatus as described in the Methods section. Fibers were mechanically durable, and were readily assembled into modules. No brittleness or cracking was observed. Fibers adhered firmly to the module inlet, and were stable up to 10 PSI. These membranes were in-process samples produced to evaluate the hollow-fiber spinning setup, and have not been optimized for flux. All membranes tested showed fluxes around 1 g/min per test module. These results demonstrate the suitability of our hollow-fiber casting process for creating water permeable PAN membranes. This method has been developed to be compatible with PAN-g-PEO membrane casting, and incorporation of the copolymer is not expected to introduce any significant complications. In addition to demonstrating the efficacy of the casting process, these results indicate that suitable testing apparatus and methods have been devised. Furthermore these results demonstrate that our current test module fabrication process is suitable for producing mechanically sound modules. Experience gained in test module fabrication may lay the foundation for full-scale module development.

To evaluate fiber morphology and porosity, several typical hollow fibers were freeze-fractured in liquid nitrogen, and imaged by SEM. Example results are given below.

Figure3. Hollow Fiber Cross Section

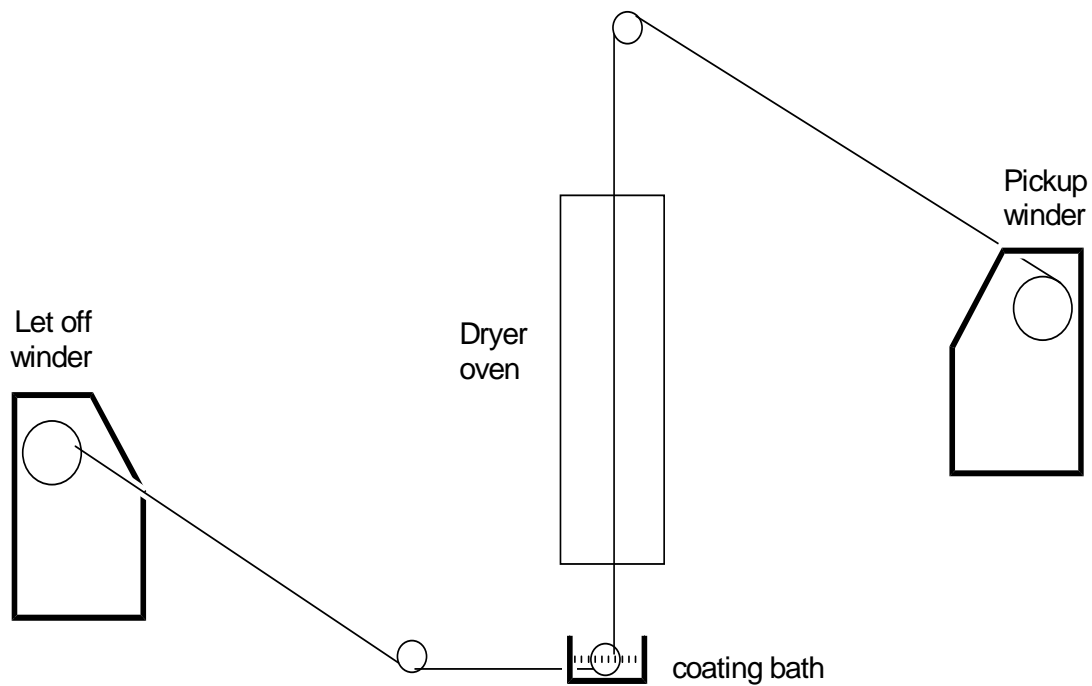


Work is ongoing to optimize PAN hollow-fiber membrane casting and to incorporate PAN-g-PEO into the polymer feed.

Task 4. Composite Membrane Development

Preparation of composite membrane based on porous PEEK hollow fiber substrate was initiated. The casting line for composite membrane preparation available at PoroGen was reconfigured to accommodate PAN-g-PEO solvent system characteristics. Initial casting runs were attempted and will continue during the next quarter.

Figure4. Coating line assembly for preparation of PAN-g-PEO composite hollow fiber utilizing porous PEEK hollow fiber substrate



Conclusions

With the production of the co-polymer we conclude that the synthetic method used to produce PAN-g-PEO can be scaled beyond the lab bench and the underlying chemistry is suitable for industrially relevant polymerization processes. We also conclude that it is possible to manufacture high flux, fouling resistance membranes comparable in performance to previous studies using commercial grade PAN and PAN-g-PEO.

We have demonstrated the ability to produce water-permeable PAN hollow-fiber membranes, a critical step in developing modules. These membranes were successfully assembled into test modules, and showed a stable pure-water flux under relevant pressures. Industrially viable spinning solutions were formulated from PAN/PAN-g-PEO polymers and hollow fiber membranes were successfully prepared from blends of the PAN/PAN-g-PEO polymers.

Recommendations

None

References

- A. Adout, S. Kang, A. Asatekin, A.M. Mayes, M. Elimelech, Ultrafiltration membranes incorporating amphiphilic comb copolymer additives prevent irreversible adhesion of bacteria, *Environmental Science and Technology*, 44 (2010) 2406-2411.
- A. Asatekin, S. Kang, M. Elimelech and A.M. Mayes, Anti-fouling ultrafiltration membranes containing polyacrylonitrile-graft-poly(ethylene oxide) comb copolymer additives, *Journal of Membrane Science*, 298 (2007) 136-146.
- A. Asatekin, A.M. Mayes, Oil industry wastewater treatment with fouling resistant membranes containing polyacrylonitrile-graft-poly(ethylene oxide), *Environmental Science and Technology*, 43 (2009) 4487-4492.
- J.F. Hester, A.M. Mayes, Design and performance of foul-resistant poly(vinylidene fluoride) membranes prepared in a single-step by surface segregation, *Journal of Membrane Science* 202 (2002), 119-135.
- S. Kang, A. Asatekin, A. M. Mayes and M. Elimelech, Protein antifouling mechanisms of PAN UF membranes incorporating PAN-g-PEO, *Journal of Membrane Science*, 296 (2007) 42-50.

List of Symbols, Abbreviations and Acronyms

FNC: Future Naval Capabilities

ONR: Office of Naval Research

PAN: Polyacrylonitrile

PAN-g-PEO: Polyacrylonitrile-*graft*-polyethylene oxide

RO: Reverse Osmosis

NSRO: Navy Standard Reverse Osmosis technology

UF: Ultrafiltration

BSA: Bovine serum albumin

PBS : Phosphate buffered saline

Distribution List

Administrative Contracting Officer, Paul Armistead: paul.armistead@navy.mil

Ian Peek: ian.peek@navy.mil

Director, Naval Research Lab: reports@library.nrl.navy.mil

Defense Technical Information Center: TR@Dtic.mil