

2002 Navy Quality of Life Survey: Methodology

Gerry L. Wilcove, Ph.D.
Mary Sue Hay, Ph.D.



2002 Navy Quality of Life Survey: Methodology

Gerry L. Wilcove, Ph.D.
Mary Sue Hay, Ph.D.

Reviewed and Approved by
Mary Sue Hay, Ph.D.
Institute for Organizational Assessment

Released by
David L. Alderton, Ph.D.
Director

Approved for public release; distribution is unlimited.

Navy Personnel Research, Studies, and Technology Department
Navy Personnel Command
5720 Integrity Drive
Millington, TN 38055-1000
www.nprst.navy.mil

Report Documentation Page

Form Approved
OMB No. 0704-0188

Public reporting burden for the collection of information is estimated to average 1 hour per response, including the time for reviewing instructions, searching existing data sources, gathering and maintaining the data needed, and completing and reviewing the collection of information. Send comments regarding this burden estimate or any other aspect of this collection of information, including suggestions for reducing this burden, to Washington Headquarters Services, Directorate for Information Operations and Reports, 1215 Jefferson Davis Highway, Suite 1204, Arlington VA 22202-4302. Respondents should be aware that notwithstanding any other provision of law, no person shall be subject to a penalty for failing to comply with a collection of information if it does not display a currently valid OMB control number.

1. REPORT DATE 30 JUN 2004	2. REPORT TYPE	3. DATES COVERED -	
4. TITLE AND SUBTITLE 2002 Navy Quality of Life Survey: Methodology		5a. CONTRACT NUMBER	
		5b. GRANT NUMBER	
		5c. PROGRAM ELEMENT NUMBER	
6. AUTHOR(S) Gerry Wilcove; Mary Hay		5d. PROJECT NUMBER	
		5e. TASK NUMBER	
		5f. WORK UNIT NUMBER	
7. PERFORMING ORGANIZATION NAME(S) AND ADDRESS(ES) Navy Personnel Research, Studies, and Technology, Navy Personnel Command, 5720 Integrity Dr., Millington, TN, 38055-1000		8. PERFORMING ORGANIZATION REPORT NUMBER NPRST-TN-04-6	
9. SPONSORING/MONITORING AGENCY NAME(S) AND ADDRESS(ES)		10. SPONSOR/MONITOR'S ACRONYM(S)	
		11. SPONSOR/MONITOR'S REPORT NUMBER(S)	
12. DISTRIBUTION/AVAILABILITY STATEMENT Approved for public release; distribution unlimited			
13. SUPPLEMENTARY NOTES			
14. ABSTRACT The purpose of the Navy Quality of Life (QOL) Survey is to determine the overall perceptions that Sailors have of QOL in the Navy and of specific life domains, such as Career and Work, Shipboard Life, Leisure and Recreation, Friends and Friendships, Standard of Living, and Spiritual Well-being. The survey was first conducted in 1999 and again in 2002. This report describes the methodology employed for the 2002 survey, including refinement and expansion of the paper survey, construction of the Web version, definition and construction of the population frame, sampling allocation and the sampling process, survey administration and processing, creating a usable data set, and weighting the data.			
15. SUBJECT TERMS			
16. SECURITY CLASSIFICATION OF:			17. LIMITATION OF ABSTRACT
a. REPORT unclassified	b. ABSTRACT unclassified	c. THIS PAGE unclassified	18. NUMBER OF PAGES 373
			19a. NAME OF RESPONSIBLE PERSON

Foreword

The Navy Quality of Life (QOL) Survey was first conducted in 1999. The current survey was mailed to a sample of enlisted and officers in April 2002, with data collection closing in August 2002. This survey, like the first, focused on overall perceptions of QOL in the Navy and QOL in 15 specific areas or life domains, such as Career and Job, Shipboard Life, Sailor Preparedness, Residence, and Spiritual Well-Being.

This survey was funded by and conducted for the Chief of Naval Personnel (N1). Results have thus far been briefed to the Assistant Chief of Naval Personnel for Personal Readiness and Community Support (PERS-6), Commander Navy Personnel Command, and the Chief of Naval Personnel. The authors wish to thank Dr. Michael Schwerin, Mr. Murrey Olmsted, Ms. Carol Newell, Dr. Kimberly Whittam, and Ms. Zannette Uriell for their valuable contributions to the revision and expansion of the 1999 survey for the current effort.

Questions regarding this report should be directed to Dr. Gerry Wilcove (Commercial: 901-874-4646; DSN 882-4646; email: gerry.wilcove@navy.mil). Other questions regarding the QOL research program should be directed to Dr. Paul Rosenfeld (Commercial: 703-695-2850; DSN 225-2850; email: paul.rosenfeld@navy.mil).

DAVID L. ALDERTON, Ph.D.
Director

Summary

Background

In 1999 the Navy Quality of Life (QOL) Survey was launched with the purpose of determining the perceptions that Sailors have of QOL in the Navy. In this Navy-wide survey, Sailors were asked to indicate how satisfied they were with Navy life overall and their experiences in a variety of “life domains” (Campbell, Converse, & Rodgers, 1976; Andrews & Withey, 1976). Examples of these domains are onshore Residence, Shipboard Life, Leisure and Recreation, Marriage/Intimate Relationship, Military Job, Standard of Living/Income, and Personal Development. The second Navy QOL Survey was administered in 2002. As before, life domains constituted the core of the survey. However, unlike the previous survey, a Web version was offered as an option in addition to the conventional paper version that is administered via mail.

Purpose

This report documents the methods used in the survey effort—the revision and expansion of the previous survey, the development of the Web version, the sampling approach, administration, returns processing, creation of a dataset suitable for analyses, and weighting the data.

Methodology

1. Opinion items were deleted from the original 1999 version that were not directly related to the QOL life domains.
2. A more comprehensive list of issues was included for several domains than had existed in the previous survey.
3. Three new domains were added: Career Development, Sailor Preparedness, and Spiritual Well-Being.
4. The paper version was pre-tested at three locations before the construction of the Web version.
5. Technical requirements for the Web version were developed and conveyed to the contractor (e.g., “The web-enabled survey will run on an Navy Personnel Research, Studies, and Technology (NPRST)-owned and maintained NT Server...with SQL Server 7).
6. The central concept guiding construction of the Web version was that it should resemble, as much as possible, the paper version.
7. Key features of the Web version were the splash page describing the security precautions taken, navigation buttons, skip patterns, and progress bar.
8. The Web version was tested on different browsers, computers of varying speeds, and from local and remote locations. Test responses were systemically stored and their accuracy verified.

9. The target population was defined as all full-time active duty Sailors. To develop the population frame, filters were applied to select Sailors that met this definition (e.g., Sailors were listed in the strength inventory).
10. Population totals were determined for 48 cells produced by crossing the sampling variables of paygrade, gender, minority vs. non-minority status, and Hispanic vs. non-Hispanic status. A 49th cell represented Sailors with missing or incomplete data on the sampling variables.
11. The Sample Planning Tool (Kavee & Mason, 2001) was used to determine the optimal number of Sailors that should be sampled from the 49 population cells. The Statistical Package for the Social Sciences (SPSS) was then used to randomly select Sailors.
12. Survey administration consisted of four phases: (a) preparing the survey package, (b) alerting Sailors in advance to the forthcoming survey, (c) mailing the surveys, and (d) reminding recipients to complete the survey.
13. Returned paper versions of the survey were stored in a locked room with badge-entry security restrictions. Responses were electronically scanned and ASCII files were created. For the Web version, security measures were taken with respect to transmission of responses, the database, and entry to the server room.
14. Data management and data quality operations were performed on the paper and Web raw data files. The files were combined and cleaned up (e.g., invalid SSNs identified), forward coding was imputed, variables were constructed, and frequencies were conducted.
15. The data were weighted (class adjustment and non-response adjustment) to increase the likelihood that results would be representative of the population.

Contents

Introduction.....	1
Background	1
Purpose.....	1
Method	1
Revision and Expansion.....	1
Pretest.....	2
Survey Approval	3
Web Version	3
Population Frame	7
Methodology	7
Enlisted Results.....	9
Officer Results.....	11
Sampling Allocation	12
Sampling	16
Creation of Mailing Addresses	16
Survey Administration	17
Survey Processing.....	18
Creating a Usable Dataset	19
Operations on Raw Data Files.....	19
Concatenated Database	23
References.....	27
Appendix A: 2002 Navy Quality of Life Survey: Web Version.....	A-0
Appendix B: SPSS Runstreams Used to Create Enlisted and Officer Population Frames.....	B-0
Appendix C: Sample Planning Tool: Sampling Variable Category Codes	C-0
Appendix D: Sample Planning Tool Source Data.....	D-0
Appendix E: Sample Planning Tool Domain Data Report	E-0
Appendix F: Sample Planning Tool Sample Allocation Report	F-0
Appendix G: SPSS Enlisted and Officer Sampling Runstreams.....	G-0
Appendix H: Concatenating Samples Drawn from Population Strata.....	H-0
Appendix I: SPSS Runstreams to Create Mailing Address Files.....	I-0
Appendix J: Optimized Sample Size Versus Actual Sample Size	J-0
Appendix K: Survey Administration—Pre-Notification and Reminders	K-0
Appendix L: Survey Administration—Publicity	L-0

Appendix M: Response Option Codes Used to Program Scanner	M-0
Appendix N: SPSS Command File	N-0
Appendix O: Response Option Codes Suitable for Analyses.....	O-0
Appendix P: SPSS Runstream for Forward Coding	P-0
Appendix Q: Constructed Variables.....	Q-0
Appendix R: Item Frequencies for Unweighted Data	R-0
Appendix S: SPSS Runstream to Weight the Data.....	S-0

List of Tables

1. Breakdown of Enlisted Not in Strength Inventory	10
2. Establishment of Enlisted Population Frame	10
3. Breakdown of Officers Not in Strength Inventory	11
4. Establishment of Officer Population Frame	12
5. Population Frame Demographics.....	13
6. Navy-wide Survey 2000 Response Rates Used as Estimates for Navy QOL Survey	14
7. Analytical Groups (“Domains”)	15
8. Reverse Scoring for 7-point Satisfaction/Dissatisfaction Response Scale	21
9. Reverse Scoring for 5-point Increase/Decrease Response Scale	21

List of Figures

1. Illustration of a Grid.....	6
2. Operations Performed on Scanner Data Files (Paper Version of Survey): Preparation, Processing, and Evaluation	20

Introduction

Background

In 1999 the Navy Quality of Life (QOL) Survey was launched with the purpose of determining the perceptions that Sailors have of QOL in the Navy. In this Navy-wide survey, Sailors were asked to indicate how satisfied they were with Navy life overall and their experiences in a variety of “life domains” (Campbell, Converse, & Rodgers, 1976; Andrews & Withey, 1976). Examples of these domains are onshore Residence, Shipboard Life, Leisure and Recreation, Marriage/Intimate Relationship, Military Job, Standard of Living/Income, and Personal Development. Sailors were asked to indicate how satisfied or dissatisfied they were with specific aspects of a domain (e.g., the amount of challenge in their job and their co-workers). Two reports were published: Wilcove and Schwerin (2002) presented survey results, while Wilcove, Wolosin, and Schwerin (2002) presented a new QOL model developed through the use of structural equation modeling.

The second Navy QOL Survey was administered in 2002. As before, life domains constituted the core of the survey. However, unlike the first survey, a Web version was offered as an option in addition to the conventional paper version that is received in the mail.

Purpose

This report documents the methods used in the survey effort—the revision and expansion of the previous survey, the development of the Web version, the sampling approach, administration, processing the returns, creating a dataset suitable for analyses, and weighting the data.

Method

Revision and Expansion

Two hundred items were deleted, and 167 were added to the previous version of the survey. To shorten the survey, items were dropped if they did not directly relate to the domains. For example, consider the Relations with Your Children domain. An item asking, “What is your one most critical childcare requirement (occasional babysitting, overnight care, etc.)?” was deleted because it did not directly relate to the interaction between the child and the parent—the focus of the domain.

In some cases, however, the researchers added items to domains because the issues addressed in the previous survey seemed incomplete. For example, a number of items were added to Shipboard Life, such as how satisfied or dissatisfied Sailors were with amount of room in berthing area, mattresses, shower/head spaces, the ship’s store, postal service, and ability to move about the ship (Hagan, 2000; Richards, 2000). Another example is the Career and Work domain. A number of work-related items were added after reviewing testimony before the U. S. Senate Committee on Armed Services (Clark, 2000). These items included satisfaction with tools, supplies, repair parts, and availability of equipment.

Three new domains were added—Career Development, Sailor Preparedness, and Spiritual Well-Being. Although the 1999 survey included some Sailor Preparedness items, a new section on training was added from the 2000 Navy-wide Personnel Survey (Olmsted & Underhill, 2003). Spiritual Well-Being was added for two reasons. First, the existence of the Chaplain Corps underscores the Navy’s belief that spiritual well-being is an important need of many Sailors. Secondly, private industry is also beginning to recognize the importance of spiritual well-being to its employees (e.g., Spears, 1998), as are researchers at the university level who view it as a legitimate area of study (e.g., Young, 2002). All items from the Spiritual Identity Questionnaire (Vail & Gamerl, 2002) were incorporated into the survey. Examples for these 5-point agree/disagree items are: “My life has meaning and purpose,” “I have hope because of my faith,” and “Feeling accepted by God/my higher power is important to me.”

Both the previous and current surveys included 7-point agree/disagree organizational commitment items (e.g., “I would be happy to spend the rest of my career in the Navy”). However, in the current survey, only the Affective Subscale (Allen & Meyer; 1990, 1996) of the Organizational Commitment Questionnaire (Mowday, Steers, & Porter, 1979) was retained—in previous research, it correlated with items asking how likely individuals were to remain with an organization, a key outcome variable (Meyer, Stanley, Herscovitch, & Topolnytsky, 2002).

The researchers believed Sailors would be more interested in some domains than in others, and that they would be more reluctant to respond to some domains than others. Thus, two domains—Career and Job, and Shipboard Life—were placed at the beginning of the survey to stimulate interest in completing it. In contrast, demographic questions were placed last in the survey. Since Standard of Living/Income dealt with sensitive issues (e.g., the person’s or the family’s financial situation, personal unsecured debt, and financial problems), that domain was placed near the end of the survey and was prefaced by:

“The following questions ask about your financial status. The results will be presented in a manner that ensures that you cannot be identified. The information from these questions and other sources may be used to evaluate current pay and benefit policies and programs.”

Pretest

The survey was pretested at the Navy Personnel Command (NPC), Millington, TN; and at Mayport and Kings Bay, FL. At NPC two groups participated for each paygrade band: E-2 and E-3, E-4 to E-6, E-7 to E-9, and O-1 to O-4. At least 10 individuals were requested to participate and for some paygrade bands, 20. The sessions were well attended, with 40 Sailors participating at Mayport and Kings Bay. Sailors at Mayport serve on surface vessels such as destroyers and carriers, and Sailors at Kings Bay serve on submarines.

At the pretests, it was explained that the purpose of the sessions was to improve the survey, not to analyze responses and report the results. They were asked to attend to the clarity of the items, the relevance and completeness of the issues being addressed, and the clarity of the instructions. All individuals were asked to remain until most participants had completed their surveys. A discussion was then held on the aforementioned topics. Although a lot of comments were received, the major changes made to the survey were to add items on TRICARE (the Navy's health care services and insurance plan for dependents) to the Personal Health domain and items on children's activities to Leisure and Recreation. In addition, the overall satisfaction items for the domains were combined into a single grid rather than being placed with the domains themselves.

Survey Approval

Three agencies at the Navy Personnel Command approved conduct of the survey: Navy Survey Office, PERS-6 (Personal Readiness and Community Support Department), and, based on the recommendation of the Institutional Review Board that is concerned with the rights of human subjects, the Director of Navy Personnel Research, Studies, and Technology. By law, the survey was required to contain an appropriate Privacy Act Statement. The statement approved by the aforementioned agencies addresses the legal authority to conduct the survey, the principal purpose of the survey, confidentiality of the Sailor's responses, and assurances that participation is voluntary.

Web Version

A Statement of Work (SOW) was written, and a request for proposals was disseminated for competitive bids. In the SOW, the scope of the effort was defined as the requirement to develop and implement a Web-enabled version of the Navy Quality of Life Survey. Technical requirements were also specified. Broadly stated, they required the contractor to program Web pages, develop an integrated database, and implement security features (such as secure socket layers), as well as install and test the system at Navy Personnel Research, Studies, and Technology (NPRST) on provided web-server equipment.

Specific technical requirements were as follows:¹

1. The web-enabled survey will run on an NPRST-owned and -maintained Windows NT 4.0 Server (2 Dell PowerEdge 4400 Servers with dual 600 MHz Pentium III processors and a RAID 5 array with 180 GB of storage) with SQL Server 7. NPRST will install Secure Sockets Layer and any additional security measures.
2. All programming will be done using commercial off-the-shelf software.
3. The width of the survey will be formatted for a screen with 800 x 600 screen resolution and will require hitting the page-down key no more than three times on an 800 x 600 screen resolution.
4. The web pages will not contain more than one graphic (exclusive of the progress bar discussed below) and will contain text in no more than 2 colors on a white background.

¹ Technical requirements were authored by Mr. Murrey Olmsted of NPRST.

5. The survey will display a security statement provided by NPRST. All data will be collected securely.
6. Data collection will occur over a 12-week period (18 June to 31 August 2001). Simultaneous hits from similar IP addresses (e.g., 164.94.1.72 and 164.94.1.70) may occur; the web-enabled survey will be programmed to allow this to happen.
7. The web-enabled system will not store information on the user's system, to include cookies. If storage on the user's system is required, it will be limited to cookies which are deleted when the user leaves the website.
8. Upon logging on to the system for the first time, the user will generate an ID and password. This ID and password will allow respondents to return to a survey they have already started if they are forced to temporarily halt completion. The system will maintain a database of these IDs and passwords.
9. In addition to responses to the survey questions, the database will also store the number of sessions needed to complete the survey and the date of completion of each session.
10. Within the same session, a user may return to previous responses and change them. If a user returns to an incomplete survey, the user may change answers from previous sessions.
11. The system will use "Continue to next page" and "Clear this page" as the buttons for submit and reset, respectively. The button for returning to already complete pages will be "Return to previous page."
12. Each web page shall include a progress bar showing the respondent what percentage of the survey has been completed.
13. The program will include automatic skip patterns as indicated on the paper version of the survey.
14. The web-enabled system will be sufficiently documented to allow for modifications for other surveys.
15. The interface program must comply with all Department of Defense and Department of Navy regulations regarding websites. This includes, but is not limited to, mobile code policies and Section 508 compliance (see <http://www.section508.gov> for details).

The central concept guiding construction of the Web version was that it should resemble, as much as possible, the paper version. Designing a good survey requires that respondents attach the same or similar meaning to the items (Fowler, 1993; pp. 70-71). Differences in format or appearance make it difficult to meet that standard.

The most far-reaching decision in the construction of the Web version concerned the grids (see Figure 1). The response options varied in length (e.g., completely satisfied vs. satisfied). One could tailor the size of the columns to fit the size of the response option, or make all column widths the same. The latter strategy was adopted to help prevent response bias (i.e., respondents selecting options occupying the most space).

When completed, the Web version possessed the following features that are elaborated in the text:

- Splash page
- User name and password
- Progress bar
- Navigation buttons
- Skip patterns
- Real-time visual aids
- Comments section

The “splash page” alerted survey participants to the security precautions that had been taken to protect the transmission and storage of participants’ responses. Participants were then required to create a user name and password, both of which could be used if they could not finish the survey in one session and needed to re-access the survey later (all interim responses were saved in the database). A progress bar was included to allow participants to see how much of the survey they had completed and how much they had left. It is pictured at the top of Figure 1.

The Web version included CLEAR, PREVIOUS PAGE, NEXT PAGE, and SAVE buttons. Clicking CLEAR would erase all responses from the current page and allow the participant to re-enter them. To change a given response, all the respondent needed to do was to select another one. When the individual selected PREVIOUS or NEXT PAGE, the responses on the current page were automatically saved. When the individual completed the survey, clicking SAVE transmitted all responses to the NPRST database. From that point on, survey responses were inaccessible to the participant.

SKIP PATTERNS automatically transferred individuals to the appropriate item when they selected particular responses. For example, Item 15 asks, “Are you now or have you ever served aboard ship for 90 days or more/60 days or more for submariners?” One of the response options is, “Yes, I have served aboard ship in the past, but I am not currently aboard ship.” If an individual selected that response, they were automatically skipped to Item 19 that asks: “When did you last serve aboard ship for 90 days or more/60days or more for submariners?” Other individuals continued on to Item 16. Seven skip patterns were built into the web version.

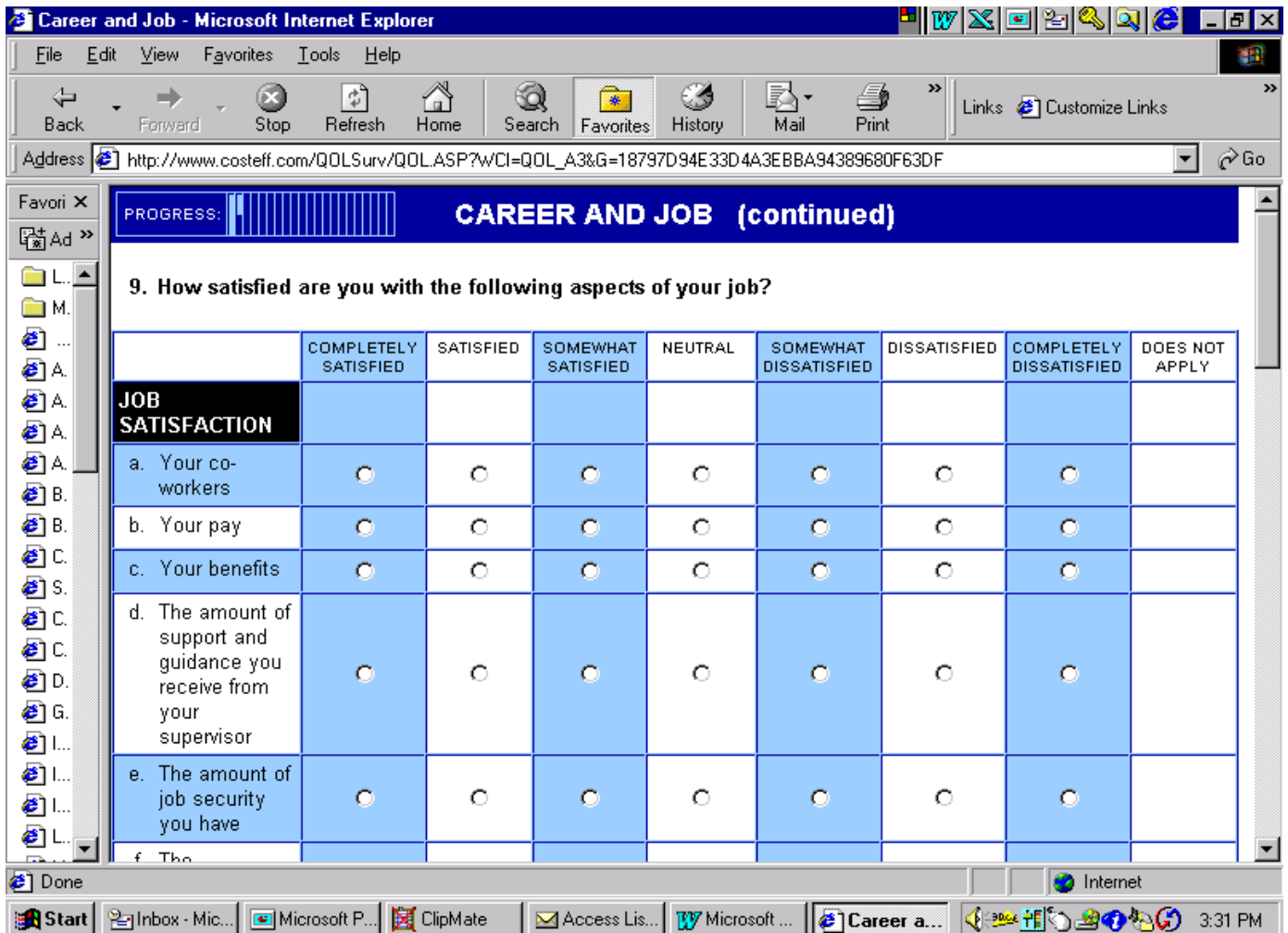


Figure 1. Illustration of a Grid.

Real-time visual aids were programmed into the survey to assist Sailors in the completion of demographic items. For example, as individuals clicked on the numbers comprising their Social Security Numbers (SSNs), the numbers were reproduced above the SSN grid. This enabled individuals to easily see which numbers they had selected and which ones they still needed to add.

A COMMENTS section was included in the survey that enabled individuals to expand on their multiple-choice responses or to address issues they thought the survey had missed. Sailors were restricted to 500 characters. A real time visual aid conveyed to them how many characters they had typed to that point.

Volunteers tested the Web version in several ways to see if any problems existed:

- The survey was completed on both Internet Explorer and Netscape browsers.
- It was completed on NPRST computers of varying speeds and at home via the Internet.
- The first option for all items was entered, then in another session the second, and so forth. The database records were then viewed to make sure that responses were actually being stored and that they were accurate.
- The buttons and the skip patterns were tested.

No problems were encountered. Appendix A presents a copy of the Web version of the survey.

Population Frame

The methodology for establishing the population frames for enlisted and officers is described first. The definition of the target population is provided, along with the filters that were applied to personnel records to identify Sailors qualifying for the population frame. Next, step-by-step results are presented as a consequence of applying the filters. Finally, a description is offered of how individuals were classified into paygrade groupings, minority and non-minority categories, and Hispanic and non-Hispanic categories. These variables, plus gender, constituted the sampling variables for the survey as described later.

Methodology

Filters. The target population was defined as all full-time active duty Sailors who could reasonably be expected to receive the survey when mailed (i.e., it could be determined with some degree of confidence where individuals would be when the surveys arrived). Individuals were sampled from that population to receive the survey.

The Enlisted and Officer Master Files (EMF & OMF) contain the personnel records of all Sailors in the Navy. The Navy creates unabridged files and extract files that contain a subset of fields. For the current study, it was necessary to use the unabridged files because only they contain both race and ethnicity, variables that would be used later to stratify the population frame.

Several filters were used to screen in Sailors eligible to receive the survey and screen out Sailors who were not. Specifically, Sailors were selected who:

1. Were in the strength inventory (i.e., were full-time Sailors),
2. Had been in the Navy for at least a year,
3. Were not scheduled to rotate to another assignment for at least three months (“projected rotation date”),
4. Were classified as Regular Navy,
5. Were active duty or assigned to particular types of temporary duty, and
6. Had a pending Unit Identification Code (UIC) if in a short-term duty assignment.

Enlisted in the strength inventory had XFXXX entered in their record for the EMF variable, Strength Control Indicator. Officers in the strength inventory had “S” in their record for the OMF variable, Gain-Loss Indicator. The variable, Pay Entry Base Date, was used to determine how long enlisted Sailors had been in the Navy. The one year minimum requirement was established to help ensure that Sailors had been in the service long enough to form opinions about QOL in the Navy. For officers, date of current commissioning was the starting point for determining length of service.²

Enlisted with a value of 11 (eleven) for Branch and Class were selected, indicating that they were USN Regular. Reservists (“Ready Reserves”) were excluded. Typically, they have full-time civilian jobs and drill periodically. Officer reservists were excluded by selecting individuals who did NOT have a 5 as the last digit of their designator.³

Accounting Category Codes (ACCs) indicate the Sailor’s current type of duty. In the past, Sailors have only been considered eligible to receive a survey if they were classified as being on active duty (ACC code=100). However, active duty Sailors are sometimes assigned to temporary duty that is reflected in other ACC codes. Since these Sailors often meet all criteria for being included in the population frame, the following ACC codes were also viewed as acceptable:

- 106—commissioning and fitting out,
- 107—mobilization,
- 341—temporary duty under instruction (less than 20 weeks), and
- 342—duty under instruction (20 weeks or greater).

ACC 106 represents Sailors assigned to a ship that is currently uninhabitable (in overhaul or being built, shortly to be commissioned). ACCs 341 and 342 represent recruits at “A” School.

Some Sailors serve in assignments of such short duration that it was not clear that they would still be there when the survey arrived. ACCs for those assignments were:

- 150—temporary duty, programmed school input,
- 320—temporary duty for further assignment,
- 330—temporary duty for further transfer,
- 350—temporary duty not otherwise defined,
- 352—temporary duty for commissioning and fitting out (less than 6 months),
- 358—temporary duty, senior minority assistance to recruiting program, and
- 400—loss from on board activity.

² Lesson #1 learned: In retrospect, a sounder procedure would have been to also use pay entry base date for officers.

³ Lesson #2 learned: Officers graduating from the Naval Academy have a 5 as the last digit of their designator until they augment to Regular Navy. However, they are, for all intent and purposes, active duty. Thus, future surveys should include them. The variable, source of current commissioning, would provide the necessary information for identifying them.

ACCs 150, 320, 330 represent, for example, Sailors who have been stashed for three months to attend school until their next billet is vacated. An example of ACC 350 are Sailors who have graduated A-school, have not received orders, and serve as guards at the entrance of a naval base. ACC 352 applies to Sailors, for example, who will shortly be assigned to an ACC of 106 (commissioning and fitting out), but are currently in school. Sailors who have detached from a command and are in transit are assigned an ACC of 400.

Sailors in these ACCs were incorporated into the population frame if they had received their next set of orders, and their Perspective Ultimate Gain Unit Identification Code had been entered in their EMF or OMF record. Every activity in the Navy has a unique Unit Identification Code (UIC) assigned to it.

Sailors were excluded from the population frame if they were assigned ACCs of 101 and 351 (had not reported for duty), 105 (limited duty, assignment restricted for medical reasons), 109 (deserted), 370–373 (under medical treatment), and 390-393 (in the brig).

Classifications. Sailors were broken into six paygrade groupings: (1) E-2 and E-3, (2) E-4 to E-6, (3) E-7 to –E-9, (4) Chief Warrant Officer (CWO), (5) O-1 to O-3, and (6) O-4 to –O-6.

Sailors were classified as Hispanic if their “ethnic group designator” was entered as S (Latin American with Hispanic Descent), 1 (Hispanic Descent), 4 (Puerto Rican), 6 (Mexican), or 9 (Cuban). Blacks and Asians were classified as minorities. Sailors were classified as Black/African-American if N (Black/Negroid of African) was entered as their race in the EMF or OMF. Sailors were classified as Asian-Other if M (Yellow/Asian-Mongoloid) or R (Red, American Indian) was entered as their race. Individuals who did not fall into any of these categories and who were not Caucasian (a code of C for race), but had an X in their record for race (indicating “other”) were also classified as a minority member.

Appendix B contains the enlisted and officer runstreams used to apply the filters and classify individuals.

Enlisted Results

There were 412,124 enlisted on the November 2001 EMF. A total of 71,949 Sailors were excluded from the population frame because they were not in the strength inventory.

Table 1 provides a breakout of those excluded Sailors by status (e.g., deserter), Strength Control Indicator code, and frequency. Loss-hold records represent Sailors who have left the Navy. The records are scheduled to be transferred to the Enlisted Attrition File, but that action has not yet been taken. “Error in SSN” represents Sailors who have recently arrived at a new station, but their SSNs do not match any on the EMF. Other than this status code, no other data are stored in their records. “Active strength errors” applies to Sailors erroneously classified as part of the strength inventory. Officers demoted to enlisted are scheduled to be severed from the Navy in the near future.

**Table 1
Breakdown of Enlisted Not in Strength Inventory**

Status	Strength Control Indicator Code	Frequency
Loss-hold record	HXXXX	51,145
Error in SSN	XX2XX	15,757
Deserter	DXXXX	3,128
Active strength errors	XEXXX	1,802
Officer demotion to enlisted	XX1XX	117
TOTAL		71,949

Table 2 starts with the 412,124 Sailors on the November 2001 EMF and steps down the subtotal each time a filter was applied. The sixth row (“Accounting Category Codes (ACCs) indicating duty assignments eligible for inclusion in population frame”) subsumes Sailors: (1) in long-term assignments (ACCs of 100, 106, etc.) and (2) in short-term assignments (ACCs of 150, 320, etc.). Together, they totaled 252,495 Sailors. The seventh row (“ACCs for short-term assignments accompanied by Perspective Ultimate Gain Unit Identification Code”) represents Sailors in short-term assignments who have a Perspective Ultimate Gain UIC entered into their records. A total of 2,319 Sailors did not have that code and thus were excluded, leaving a final count of 250,176.

**Table 2
Establishment of Enlisted Population Frame**

Enlisted Master File (EMF)	Number of Sailors	Delta
Total enlisted on EMF	412,124	N/A
In strength inventory	340,175	71,949
Length of service at least one year	296,861	43,314
Projected rotation date at least three months	277,938	18,923
USN Regular	257,686	20,252
Accounting Category Codes (ACCs) indicating duty assignments eligible for inclusion in population frame	252,495	5,191
ACCs for short-term assignments accompanied by Perspective Ultimate Gain Unit Identification Code	250,176	2,319

These 250,176 enlisted were eligible to be sampled. Specific fields in their records were stored in an SPSS (Statistical Package for the Social Sciences) system file. Specifically, paygrade, gender, and race/ethnicity codes were saved in accordance with the stratified random sampling design that is described later. Also, UICs and the Sailor's name and rate were stored⁴ so that mailing addresses could be generated and materials in the mailout survey package could be personalized (such as the cover letter).

In preparation for sampling, SPSS FREQUENCIES was used to determine enlisted population counts for 24 cells produced by crossing the sampling variables: paygrade (3 levels), gender, minority vs. non-minority status, and Hispanic vs. non-Hispanic status (3 x 2 x 2 x 2=24). SPSS was also used to determine the number of enlisted with missing or incomplete data on the sampling variables.

Officer Results

There were 80,658 officers on the November 2001 OMF. A total of 23,874 Sailors were excluded from the population frame because they were not in the strength inventory.

Table 3 provides a breakout of those excluded Sailors by status (e.g., deserter), Strength Control Indicator code, and frequency.⁵

**Table 3
Breakdown of Officers Not in Strength Inventory**

Status	Gain-Loss Indicator Code	Frequency
Prospective gain to active duty strength	A, F, G	4,624
Officer candidate	C	13,039
Gain to inactive officer strength	I	1,266
Loss to active duty strength	L	4,945
TOTAL		23,874

Table 4 presents the step-by-step results of applying the filters to the November 2001 OMF to construct the population frame.

⁴ Rate conveys the Sailor's rating and his or her paygrade; for example, EM1 indicates that the Sailor is a Chief Petty Officer First Class (E6) with an electrician's mate rating.

⁵ Lesson #3 learned: To be consistent with the approach employed for enlisted, officer candidates ($n = 13,039$) should be included in the population frame in the future.

Table 4
Establishment of Officer Population Frame

Officer Master File (OMF)	Number of Sailors	Delta
Total officers in OMF	80,658	N/A
In strength inventory	56,784	23,874
Length of service at least one year	52,730	4,054
Projected rotation date at least three months	48,671	4,059
USN Regular	40,425	8,246
Accounting Category Codes (ACCs) indicating duty assignments eligible for inclusion in population frame	39,812	613
ACCs for short-term assignments accompanied by Perspective Ultimate Gain Unit Identification Code	39,637	175

Specific variables from the records of the 39,637 officers were stored in an SPSS system file. All the variables were the same as they were for enlisted with the exception of rate.

In preparation for sampling, SPSS FREQUENCIES was used to determine officer population counts for 24 cells produced by crossing the sampling variables: paygrade (3 levels), gender, minority vs. non-minority status, and Hispanic vs. non-Hispanic status (3 x 2 x 2 x 2=24). SPSS was also used to determine the number of officers with missing or incomplete data on the sampling variables (“Demographic Missing Group”). It was found that there were no female White Hispanic CWOs, nor any female minority Hispanic CWOs. In short, only 22 cells existed for officers, plus one additional for the Demographic Missing Group.

Population numbers for the sampling variables (before crossing) are presented in Table 5.

Sampling Allocation

As mentioned, crossing the sampling variables yielded 24 population cells for enlisted and 22 for officers. Examples of these cells are: E-2s and E-3s who are non-minority, non-Hispanic females; E-4to –E-6s who are non-minority, Hispanic females; CWOs who are minority, non-Hispanic males; and, O-4s to O-6s who are minority, Hispanic males.

At this point, the task was to decide how many Sailors should be randomly sampled from each of the cells. Treating the Demographic Missing Group as one cell (enlisted & officer combined) resulted in 47 cells in all (24 + 22 + 1). However, the Sample Planning Tool (Kavee & Mason, 2001 Version 2.0), which was used to conduct the sampling allocation, requires that: (1) all cells produced by crossing the sampling variables be represented in the inputted dataset, and (2) a minimum *n* of 3 exist in order for the program to run. Thus, 3 was entered for the two officer cells found to contain no individuals (female White Hispanic CWOs & female minority Hispanic CWOs), resulting in a total of 49 cells. Only 47, however, represented actual individuals in the population.

Table 5
Population Frame Demographics

Demographic	Number of Sailors	Percent
Paygrade		
E-2 and E-3	51,688	18.0
E-4 to E-6	167,427	58.0
E-7 to E-9	30,490	11.0
CWO	1,307	0.5
O-1 to O-3	18,874	6.0
O4 to O6	19,008	7.0
Gender		
Males	251,192	87.0
Females	37,602	13.0
Minority status		
Minority	107,607	37.0
Non-minority	181,187	63.0
Hispanic status		
Hispanic	27,115	9.0
Non-Hispanic	261,679	91.0
Demographic Missing Group	1,106	100.0

The Sample Planning Tool specifies the least number of individuals that should be sampled from each stratum to minimize cost while meeting user-defined precision requirements for predetermined analytical groups (i.e., groups for which it is anticipated that analyses will be conducted). To use the program, a Code Table was constructed for each of the four sampling variables. For example, a code of “1” was designated for E-2 and E-3, a code of 2 for E-4 to E-6, and so forth. Appendix C provides these tables.

A Source Data Table was also constructed (Appendix D). The strata were numbered sequentially in Column 1. Columns 2, 3, and 4 were labeled Paygroup, Sex, and Race/Ethnicity, and the codes assigned in the Code Tables were inputted. The population count was entered in the last column. For example, Stratum 1 had a “1” entered for Paygroup (E-2s and E-3s), “1” for Sex (males), “1” for Race/Ethnicity (White/Hispanic), and 817 for the Count in the last column. There were no individuals in the population for two groups: CWO female white Hispanics and CWO female minority Hispanics. In accordance with the minimum requirements of the program, threes (3s) were entered as population values for these groups.

The program, then (in order) requires the user to:

1. Specify the sampling design.
2. Build a cost model.
3. Define eligibility rates.
4. Provide anticipated response rates.

5. Provide prevalence estimates.
6. Define analytical groups or “domains.”
7. Specify precision requirements for the analytical groups.
8. Initiate the sample allocation computational process.

To specify the *sampling design*, the option “stratified random sampling” was selected, together with “without replacement,” “data collection by mail,” and “one-stage design.” To build the cost model, it was predetermined that data collection, data editing, and data processing costs totaled \$3.20 per survey. That value was entered into the program.

Eligibility rate refers to the estimated percentage of Sailors whose status will not change by the time they receive the survey. Status refers to:

1. The variables governing the selection of Sailors into the population frame (e.g., they were in the strength inventory, were Regular Navy, and possessed an acceptable ACC),
2. The stratification variables (e.g., paygrade group), or
3. Life or career status variables (e.g., deceased or left the Navy).

It was estimated that the status of 95 percent of the personnel would remain constant until they had received the survey. The response rates that were inputted were those that had been obtained for the 2000 Navy-wide Personnel Survey (NPS). That survey had been mailed to approximately 30,000 Sailors stratified by paygrade. The response rates obtained for that survey represented the best available source of data and were used as estimates in the program for the Navy QOL Survey. The NPS response rates are shown in Table 6.

Table 6
Navy-wide Survey 2000 Response Rates
Used as Estimates for Navy QOL Survey

Paygrade	Response Rate	Paygrade	Response Rate
E-2 and E-3	9%	CWO	49%
E-4 to E-6	29%	O-1 to O-3	37%
E-7 to E-9	60%	O-4 to O-6	53%

Prevalence refers to the relationship between response variance and the number of participants that need to be sampled to meet a specified precision requirement. The larger the anticipated variance, the larger the sample of individuals needs to be. The largest response variance occurs with an item in which 50 percent of the respondents select one response option (e.g., satisfied), and 50 percent select the other option (dissatisfied). Thus, .50 was entered into the program as a prevalence estimate. By setting prevalence at .50, it could be fairly safely assumed that enough individuals would be sampled to meet desired precision requirements in the most demanding situation.

As stated, *domains* are groups whose responses are of interest to the researchers and thus may be analyzed. Table 7 identifies those groups and presents the count for each adjusted for eligibility rate. To obtain the adjusted count, the program multiplied the total number of Sailors in the population for a given domain by .95.

The *precision level* inputted by the researcher for each group is also presented in Table 7. A precision level of .03 means the following: It is estimated that for 95 of 100 samples, the true value in the population will be within ± 3 percentage points of the percentage obtained in this survey.⁶ Some analytical groups represent large populations (e.g., enlisted, officers, males, and females), and a large number of completed surveys will be available for analysis. Thus, for them, a stringent precision level (± 3 points) was set. Other groups, however, are smaller in size (e.g., minority officers), and fewer surveys will be available for analysis. A less stringent precision level was thus set for them (± 5 points). Appendix E presents the values that the researcher inputted about the domains to guide the calculation of the optimal sample size.

Table 7
Analytical Groups (“Domains”)

Group	Group Size^a	Precision Level
Enlisted	237,103	.03
Officer	37,221	.03
Female enlisted	31,276	.03
Male enlisted	205,827	.03
Female officer	4,442	.03
Male officer	32,779	.03
Enlisted non-minority	157,966	.03
Enlisted minority	79,137	.04
Officer non-minority	32,624	.05
Officer minority	4,597	.05

^aGroup size is an adjusted count. To obtain that count, the total number of Sailors in the population for a group was multiplied by .95, the eligibility rate.

The final step in the process was to compute the optimal sample size for each of the strata. As Kavee and Mason (2001, p. 93) state: “Using the information supplied to this point [response rates, prevalence, eligibility rate, etc.], the Tool computes the least cost[ly] allocation of the sample that will simultaneously satisfy the imposed precision requirements.”

The Sample Planning Tool outputs a Sample Allocation Report. In it, results are presented for each stratum, including frame size, sample allocation (the expected number of returned, completed surveys given the inputted response rates), and sample size (the optimal number of Sailors that should be sampled). The program determined that 16,928 Sailors was the optimal

⁶ “The *margin of error* (or confidence interval) such as those reported in newspaper or television opinion poll results is expressed as a plus-or-minus figure. The *confidence level* represents the degree to which we are certain that the percentage answering a certain way would fall within this interval across repeated samples of the population. We use the typical 95% confidence level in this report. Therefore, if 55% picked a particular answer, and the margin of error was ± 3 , this tells us that if we repeatedly surveyed samples from the population, in 95% of the samples, the percentage picking that particular item would be between 52% (55 minus 3) and 58% (55 plus 3)” (Hoover, Randolph, Elig, & Klein, 2001, footnote, p. 6).

overall sample size, with an expected return of 4,977 surveys. The optimal sample sizes for enlisted, officers, and the Demographic Missing Group were 11,912; 4,958; and 58, respectively. Optimal sample sizes for the strata are contained in Appendix F. For example, for Stratum 1, the program determined that 222 of 817 Sailors should be sampled.

Adding 11,912 and 4,958 together (i.e., enlisted + officers) produces 16,928 Sailors. The ratios of 11,912/16,928 (.71) and 4,958/16,928 (.29) were used to split the 58 Sailors in the Demographic Missing Group into 41 enlisted and 17 officers. In that way, 41 enlisted could be sampled from all the enlisted that had been identified in the EMF with incomplete or missing data on the sampling variables (paygrade, gender, minority status, and Hispanic status). The same sampling procedure was also followed for the 17 officers.

Sampling

The SPSS SAMPLING command was used to draw the samples for the strata. A runstream was generated for enlisted that included multiple SAMPLING commands, one for each stratum. The process for drawing samples for enlisted strata is described as follows (the officer process followed the same steps). The SPSS system file containing the enlisted population frame was accessed to draw the samples that were then stored in individual system files. For example, the sample for Stratum1 was drawn by selecting only white Hispanic female E-2s and E-3s. Specifically, 222 of 817 Sailors⁷ matching that description were sampled, and key demographic variables from their records were stored in a system file. The key enlisted variables were name, rate, and UIC.

Similarly, the enlisted sample for Stratum 2 was drawn by selecting only white non-Hispanic female E-2s and E-3s. Specifically, 1,100 of 4,135 Sailors matching that description were sampled, and the key demographic variables from their records were stored in a second system file. Individual strata system files were combined into one overall system file that was sorted by UIC and saved. That overall file is hereafter called the Sample File (one for enlisted and one for officers). The same series of steps was followed for officers. Enlisted and officer sampling runstreams are reproduced in Appendix G. The runstreams used to concatenate the individual strata system files are contained in Appendix H.

Creation of Mailing Addresses

Two files were instrumental in creating the mailing addresses: (1) The Navy Address File, and (2) the Sample File. Information from both files needed to be merged to create a mailing address for each individual. The SPSS MATCH FILES command linked the Sailor's UIC from the Sample File to that UIC's address in the Navy Address File. The Sailor's rate in the case of enlisted and the rank in the case of officers were extracted from the Sample File, together with the Sailor's name. The leader's designation—commanding officer or officer in charge—was extracted from the Navy Address File, together with the command's address.

⁷ See the Sampling Planning Tool's Sample Allocation Report in Appendix G. It presents the 817 population count and the 222 Sailors that should be sampled from it.

The SPSS WRITE OUTFILE command: (1) arranged the variables stored in each Sailor's record into mailing address format, and (2) saved the addresses in an ASCII file that could be imported into Excel for quality control purposes. Appendix I contains the enlisted and officer runstreams that were used to create the mailing addresses.

The number of records in the ASCII files totaled 16,841. Yet, the optimal overall sample size for the survey was determined by the Sample Planning Tool to be 16,928. This discrepancy can be accounted for by several factors, although the largest decrement was due to 61 personnel whose UIC addresses read, "Do not mail, activity pending activation." Appendix J steps down 16,928 to 16,841 factor by factor. As mentioned, each of the ASCII files was imported into Microsoft Excel for quality control purposes (e.g., to remove "do not mail" records or those with names but no addresses).

Survey Administration

Survey administration consisted of three phases: (1) preparing Sailors to receive the survey, (2) mailing the survey package, and (3) reminding recipients to complete the survey. All of these steps required that the Excel files be modified, a task suited for Microsoft Access. Modification was necessitated by how Sailors' names are stored on the EMF and OMF—last name, first name, middle name. That order was replicated in the Excel files with all three names falling in one column. However, for survey administration, the last name needs to be in a single column by itself, and the complete name needs to be in another column in the proper sequence—first name, middle name, last name.

Describing how the three administration phases were implemented provides insight into why the Excel files needed to be modified. To alert Sailors that the survey was forthcoming and that it was important to complete it, pre-notification letters were sent. To personalize those letters, the individual's name and address were printed before the salutation. The individual's name was printed in the proper sequence. For the salutation, only the last name appeared preceded by the Sailors rate or rank.

The survey package was mailed with a cover letter from the Chief of Naval Personnel. The formatting requirements for names were the same for the cover letter as they were for the pre-notification letter. After the survey package was mailed, survey recipients were mailed a reminder postcard. Although the postcards were not personalized ("Dear Sailor" was the salutation on all of them), a later follow-up letter included the complete name in proper sequence both for the name and address and for the salutation. Microsoft Mail-Merge within Excel was used to affix the names and addresses to the pre-notification letter, the cover letter, and the reminder letter (Appendix K).

In addition to the pre-notification letter, cover letter, reminder card, and reminder letter, the Office of the Chief of Naval Personnel disseminated an article announcing the deployment of the survey. The article was sent directly to commands, released as a general Navy message, sent to publications and public affairs officers, announced on radio and television, and disseminated by *Lifelines*, the Assistant Secretary of the Navy's website for quality of life information. Appendix L contains the article and its outlets.

Depending on the form of communication (pre-notification letter, cover letter, etc.), some or all of the following information was conveyed:

1. Participants were randomly selected.
2. The survey was being administered by the Navy Personnel Research, Studies, and Technology Department of the Navy Personnel Command.
3. The Chief of Naval Personnel endorsed participation.
4. Completion of the survey was important because responses:
 - a. Represented Shipmates not selected for the study, and
 - b. Helped leadership improve quality of life in the Navy.
5. There were alternate forms of the survey—paper and Web. The Sailor was informed that he or she could complete either one and directions were supplied.
6. Sailors were assured that their responses would be anonymous.

Publicity about the survey was released first. The pre-notification letters were sent two days later. These letters were scheduled to be mailed two weeks before the deployment of the surveys. However, complications involved in printing the cover letters delayed deployment of the survey and undoubtedly adversely affected the response rate. Survey materials were mailed in a windowed 9" x 12" envelope containing the cover letter, the survey, and a folded 9" x 12" business reply envelope. The Sailor's name and address that preceded the salutation were visible through the outer envelope's window. Two weeks later reminder postcards were mailed. The data collection phase extended for 12 weeks. At the 11-week point, reminder letters was mailed to everyone in the original sample to encourage them to complete the survey. Sailors were asked to disregard the letter if they had already completed and returned their survey.

Survey Processing

Returned paper surveys were stored in a locked room with badge-entry security restrictions. Two logs were kept as surveys were received. In the first log, daily entries were made to keep track of the number of surveys being returned as non-deliverables ($n = 1,738$). New, more current addresses, if available, were identified and the survey was re-mailed. In the second log, daily entries were made to keep track of the number of usable completed surveys that had been returned ($n = 3,607$).

A National Computer System OpScan 10 was programmed so that response options were coded (in order) from 1 to X (Appendix M). For some items, response options were presented vertically. Coding proceeded from 1 to X, top to bottom. For grids, response options were ordered across the top horizontally from left to right. Here, coding proceeded from 1 to X, left to right. The scanner was also programmed in accordance with an SPSS syntax file specifying the columns into which item responses should be stored. Appendix N presents that SPSS file which also includes variable and value labels and recode and missing value statements. Surveys were scanned and stored into ASCII computer files. When the scanner rejected a survey, responses were entered by hand into the computer.

For the Web version, a secure socket layer was employed to encrypt the data during transmission. The database was locked down in a protective network, and thus was unavailable to outside threat. Physical security measures, such as locks and badge entry protection were employed. As with the paper version, response options were numerically coded (in order) from 1 to X. Depending on the formatting of the item, numbers were assigned from top to bottom or from left to right. Response options received the same numerical codes in both versions of the survey.⁸ A “SQL server view” was created and executed for the Web version. As a result, responses were stored in the same fields as those obtained from the paper version.

Creating a Usable Dataset

Operations on Raw Data Files

Paper Version. Surveys were scanned and stored in 10 ASCII raw data files. Each of the 10 files was converted into an SPSS system file. These files were then combined into a single overall system file using the ADD FILES command. Each raw data file went through the same operations before being converted to a system file. These operations are grouped into phases—Preparation, Processing, and Evaluation—and shown in Figure 2. The following text elaborates the figure, starting with Preparation:

1. Asterisks were recoded to blanks (see Box A1a in Figure 2). The scanner inserts an asterisk when an individual selects multiple responses for a 1-response only item.
2. The scanner routinely stores data related to its operation in the first 40 columns of a respondent’s record. Using the SPSS WRITE OUTFILE command, a file was created that by-passed these scanner codes and placed responses to Item 1 in the first column. The responses to subsequent items followed in succession (Box A1b). The code accomplishing this reformatting precedes file definition statements (see Appendix N).
3. The data list was created, together with variable and value labels (Box A2a). As mentioned, the scanner stored responses to all items the same way—the first response option was coded as one (1), the second as two (2), and so forth. As a result (because of the way response options were ordered on the page), the most negative responses received the largest numerical value (7 or 5 depending on the scale), and the most positive responses received the smallest numerical value. Reverse scoring statements were written to rectify this unconventional ordering (see Box A2b). Tables 8 and 9 illustrate how reverse scoring statements work for 7-point response scales ranging from “completely satisfied” to “completely dissatisfied” and 5-point response scales ranging from “greatly increases” to “greatly decreases.”

⁸ Lesson learned #4: There was one exception: With the Web version, blanks were stored as zeroes (0). Consequently, it was impossible to know for sure if zero represented a true response or a blank (e.g., Item 99 asks, “How long have you been in your present assignment/duty station?”).

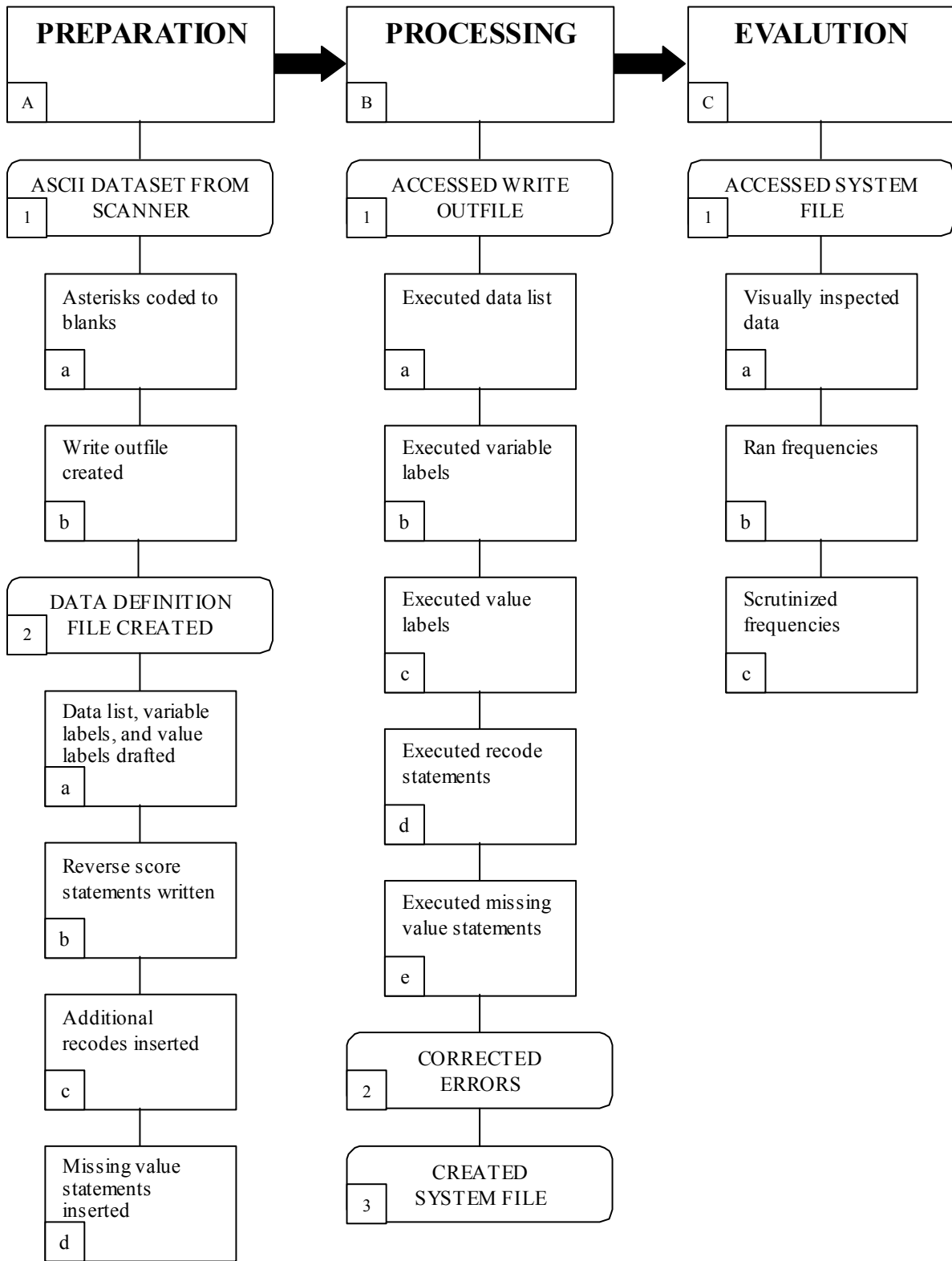


Figure 2. Operations Performed on Scanner Data Files (Paper Version of Survey): Preparation, Processing, And Evaluation.

Table 8
Reverse Scoring for 7-point Satisfaction/Dissatisfaction Response Scale

Response Options	Scanner Scoring	Reverse Scoring
Completely satisfied	1	7
Satisfied	2	6
Somewhat satisfied	3	5
Neutral	4	4
Somewhat dissatisfied	5	3
Dissatisfied	6	2
Completely dissatisfied	7	1

Note: An example of a satisfaction item: “How satisfied are you with your current weight?”

Table 9
Reverse Scoring for 5-point Increase/Decrease Response Scale

Response Option	Scanner Scoring	Reverse Scoring
Greatly increases	1	5
Increases	2	4
No effect	3	3
Decreases	4	2
Greatly decreases	5	1

Note: An example of an increase/decrease item: “What impact does shipboard life have on your desire to stay in the Navy (greatly increases, increases, etc.)?”

4. Additional recode statements were needed for the following situations (Box A2c):
 - a. Some 7-point response scales have “non-applicable” as an eighth option that was coded as eight (8) off the scanner. Since those responses were not part of the scale, statements were written to recode them to 99.
 - b. There were some multiple response items, such as: “If you are deployed, have you lost time from work due to any of the following personal reasons (emergency leave, medical or dental needs, etc.)? *Mark ALL that apply.*” When a reason did not apply, blanks were stored. Statements were written to recode them to 98. Ninety-eight was employed to distinguish the blanks from non-applicable responses coded as 99, and to distinguish them from zero which was a valid response for some demographic items.
 - c. The first response option for some items was “does not apply” or an equivalent descriptor. For example, one question asked: “If you are eligible to retire, what are your current plans?” The first response option was: “Does not apply/Not eligible to retire.” That response was coded as a one (1) off the scanner. A statement was written to recode it as 99. Subsequent response options for that item were “have decided to retire now,” “have made no decision,” and “have decided to stay.” Statements were written to recode these responses as 1, 2, and 3, respectively.

5. Statements were written to assign values of 98 and 99 as missing (Box A2d).

The following operations were executed for the Processing Phase:

1. As mentioned, Write Files had been created to reformat each raw data ASCII file so that responses from Item 1 were stored in Column 1, with each item thereafter following sequentially. Each Write File was accessed in turn (Figure 2, Box B1) and the data definition file was executed. Each segment in the data definition file was run separately (one after the other). If an attempt was made to execute the file all at once, SPSS aborted the run because of “application errors.” The figure depicts the step-by-step process that was implemented (Boxes B1a–B1e).
2. After troubleshooting the runstream to correct errors, a system file was created. Response codes were now in a form appropriate for analyses (see Appendix O).

The system file was accessed as the first step in the Evaluation Phase. The entire file was visually scanned in the SPSS Data Editor to see if any gross irregularities could be detected (e.g., special characters, long strings of variables with no data or with the same response repeatedly entered, or the absence of any 98s and 99s).

A preliminary check of the dataset was then conducted by running frequencies on items scattered throughout the survey.⁹ Two criteria were advanced to evaluate the results:

1. Did the range of coded responses (e.g., 1–7) in the frequency output match the number of options presented in the survey?
2. Based on the researcher’s subject matter expertise, did the results make sense? For example, if the item asked enlisted Sailors how satisfied they were with shipboard life, it was expected that a large percentage would indicate dissatisfaction. Deviance from that result would raise a red flag.

The same frequencies were conducted on every system file (one system file for each ASCII raw data file). It was expected that fairly consistent results would be obtained. If markedly different results were obtained (a judgment call on the part of the researcher), then follow-up work would be required. No problems were encountered.

The SPSS ADD FILES command was used to form an overall system file that contained all of the records from the paper version. Concurrently, a variable was created (“mode”=1) and affixed to each record to indicate that the data came from the paper version. The system file was examined visually in the Data Editor, and 24 empty records were deleted. These deletions reduced the *N* from 3,607 records to 3,583.

Web Version. Development of the system file for the Web version went through the same phases as the paper version—Preparation, Processing, and Evaluation, but was much less involved. Each of these phases can be described as follows:

1. Preparation—the first task was to access the database. In SPSS, Open Database in the File Menu was clicked and then New Query, producing access to the Database Wizard. Clicking QOLSURV—the name of the Web dataset on the NPRST host server—produced access to the table containing all the data. Clicking the table produced access to

⁹ A final, more thorough check of the data was made later after creating one dataset that combined data from both the paper and Web versions.

all the fields (one for each item), including items requiring text responses that had been appended to the dataset (e.g., the COMMENTS section that provided respondents with the opportunity to expand on their multiple choice responses). The entire database, with the exception of the text responses, was imported into the Data Editor. The variables had been stored as alphanumeric. To be suitable for statistical analysis, all variables were converted to numeric with the exception of SSNs. They needed to remain in alpha format to retain leading zeroes. The dataset was saved as a Fixed ASCII (*.dat) file with 1,554 records.

2. Processing and Evaluation—the ASCII file was accessed, and the data list was used to identify the variables according to where they had been stored. This represented the first stage of the processing that concluded with the formation of an SPSS system file. To evaluate this dataset, the researcher arbitrarily selected 5 sets of 22 records (the total number viewable on the screen), visually scanned the records, identified suspicious strings of data, and determined that they were legitimate. Nineteen records were eliminated because they were empty or were carry-overs from testing the Web version before it became operational. The number of records decreased from 1,554 to 1,535. The rest of processing proceeded in the same fashion as the paper version. That is, separate runs were conducted for variable and value labels, and recode and missing value statements, with a system file being created at each step. Each successive system file stored the additions or changes associated with all the previous system files. The final system file was accessed, and frequencies were computed for the same items that had been analyzed for the paper version. Concurrently with the creation of the final system file, a variable was created (“mode” = 2) to index the records as part of the Web database

Concatenated Database

The paper and Web version databases were concatenated using the ADD FILES command. There was still more work to be done, however that included:

1. Deleting additional empty records,
2. Identifying invalid SSNs and duplicate records,
3. Writing the syntax for forward coding,
4. Constructing variables, and
5. Conducting frequencies on all items and scales as a check on data quality.

Further, after verifying the integrity of the database, the number of respondents in each of the strata (e.g., non-minority, E-4 to E-6, male, Hispanic) was determined as a pre-requisite to weighting the data. All these steps (1–4 above and weighting) are described more fully below.

Deleting Additional Empty Records. Previous attempts to write SPSS code to identify empty records were unsuccessful. Thus, empty records had to be detected visually. When the concatenated dataset was examined, an additional 28 empty records were discovered and deleted, producing a final total of 5,114.

Invalid SSNs and Duplicate Records. To identify invalid SSNs (those with embedded blanks, less than nine digits, or too many leading zeroes), a frequencies analysis was conducted. SPSS outputted the SSNs in ascending order with the frequencies (presumably “1”) printed

beside them. Invalid SSNs were printed at the top of the list. These SSNs were found in the dataset while in the Data Editor and deleted.¹⁰

To identify records with duplicate SSNs (and thus perhaps duplicate records), SPSS was instructed to order the results in descending fashion by frequency rather than SSN. In that way, all SSNs with a frequency greater than one (1) would be printed at the top of the list. The Find feature in the Data Editor was employed to locate all instances of a duplicate SSNs. Then, the two records were compared in an attempt to determine if the same person completed the survey twice (e.g., once for the paper version and once for the Web version).

The records were compared with respect to:

1. The responses to specific demographic items (e.g., paygrade, current ship/activity, and age),
2. The responses to a series of satisfaction items (e.g., aspects of residence), and
3. The survey mode and completion date.

To conclude that the two records represented the same individual, judgment calls were made on whether certain conditions prevailed: (1) the demographic responses and the satisfaction responses were sufficiently close in both records and (2) the dates of completion were sufficiently far apart (i.e., enough time had elapsed so that when the individual received the reminder letter, he or she had forgotten they had completed the survey previously). Further, the survey modes needed to be different in the two records. In all cases (i.e., 12), these conditions were met. The record with the most current completion date was retained, and the one with the oldest completion date was deleted.¹¹

Forward Coding. Forward coding was employed for the nine items involving skip patterns in the paper version. Item 50 provides a good example of a skip pattern. It asks Sailors if they “have any living relatives (parents, grandparents, brothers, sisters, and/or in-laws)?” If they select “no” as their answer, then they are instructed to skip to the next section, Marriage/Intimate Relationship. (Respondents were automatically skipped to that section for the Web version.)

However, suppose that Sailors completing the paper version ignored the skip instruction and answered subsequent items about relationship with their relatives. Because of their previous “no” answer, SPSS code was applied forward to subsequent responses so that they were nullified. Specifically, responses were coded as 97 and declared as missing.¹² The dataset was then visually checked in the Data Editor to make sure that the coding had worked. Appendix P presents the SPSS runstream used to implement the forward coding.

Constructed Variables. Certain demographic variables needed to be constructed and included in the dataset for upcoming analyses. These variables were:

1. Personnel group—paygrades were grouped together into a variable with two levels, enlisted and officer.

¹⁰ A better procedure is to leave the invalid SSNs in the dataset, but to create a new variable that contains only valid SSNs.

¹¹ Selecting the most current record to retain was an arbitrary decision. A well-developed rationale needs to be developed for future surveys on how to handle this situation.

¹² Existing responses were over-written with 97. In the future, the original responses will be left intact, a new variable will be created, and a value of 97 entered.

2. Type of billet—Continental United States (CONUS) and Outside Continental United States (OCONUS) shore duty constituted one type of billet (shore), and CONUS and OCONUS sea duty constituted the second type of billet (sea).
3. Marital/family status—this variable was composed of six levels:
 - a. Never married and no children living in household.
 - b. Never married and children living in household.
 - c. Married and no children living in household.
 - d. Married and children living in household.
 - e. Legally separated, filing for divorce, or divorced and no children living in household.
 - f. Legally separated, filing for divorce, or divorced and children living in household.

Appendix Q presents the SPSS runstream used to construct these three variables (personnel group, type of billet, and marital/family status).

As mentioned, questions were asked about specific aspects of each domain—for example, the Leisure and Recreation domain. There, Sailors were asked how satisfied they were with the variety of leisure activities, their cost, and the facilities provided. The decision had to be made on whether to combine aspect items into scales that would measure overall domain satisfaction (an overall item already existed for that purpose).

Some support existed for creating scales. That is, Kerce (1995) had regressed overall satisfaction with a domain on specific satisfaction items within that domain. A fairly substantial amount of variance was accounted for. Further, consider the fact that several research psychologists familiar with QOL studies worked on the current QOL survey. Thus, there is reason for believing that the specific items included for each domain were fairly comprehensive and might constitute a useful basis for scale development. Still further, domain scale scores would be needed as indicators in planned structural equation modeling analyses. Based on all those reasons, domain scale scores were created.¹³

Three items (Q81–Q83) had been incorporated into the survey to measure overall QOL in the Navy. These items addressed overall satisfaction with life, overall satisfaction with the military way of life, and degree of optimism or pessimism about life at the present time. A Chronbach alpha of .72 was obtained. This result was adequate, but not impressive. Thus, the decision was made not to combine the items into a scale. In contrast, items addressing another variable—organizational commitment—produced an alpha of .92. Thus, these items were combined into a scale.

Data Quality. An SPSS frequency analysis was conducted as a check on data quality and the quality of the concatenated system file. The principal investigator and an independent person reviewed the output to see if results made sense (were consistent with previous experience and knowledge), if missing values were correctly specified, if out-of-range responses emerged, and if variable and value labels were complete and accurate. Out-of-range responses emerged for some demographic items (e.g., years in current assignment). These responses were declared as

¹³ On the negative side, only preliminary psychometric research has been conducted whenever domain scale scores have been created. Additional research is needed to buttress the scientific support for creating such scales.

missing, and the frequency analysis was conducted a second time. Appendix R presents the results.

Weighting. Two weighting procedures—weighting class adjustment and non-response adjustment—were employed to increase the likelihood that results would be representative of their populations (Lohr, 1999; pp. 266-267). In the current study, the responses from 47 strata needed to be weighted.¹⁴

The number of Sailors sampled from a population stratum OVER the number of Sailors in that population represented the first step towards weighting responses by class adjustment. Taking the inverse of that ratio yielded one of the factors that was used to weight responses.

The second factor was the non-response rate that is determined from two bits of information: (1) the number of Sailors randomly selected for a given stratum (Datum 1) and (2) the number of Sailors for that stratum who completed surveys (Datum 2). The first bit of information was, of course, known. However, since surveys were not tracked (that procedure is typically used for multiple mailouts), it could not be determined how many Sailors in the stratum had actually completed surveys. In lieu of that information, SPSS code was written to determine how many respondents occupied each stratum. Datum 1/Datum 2 or “non-response rate” then served as the second weighting factor.

The class adjustment factor was multiplied by non-response rate to produce an overall weighting factor for each stratum. Responses to all items, as well as scale scores, were multiplied by that factor. In technical terms, “responses [were] weighted up to population totals adjusting for differential sampling and response rates in demographically homogeneous groups (Edwards, Elig, Edwards, & Riemer, 1997; p. 29). For quality control, the number of completed surveys for each stratum was multiplied by the stratum’s weight to make sure the resulting product was equal to the stratum’s population value. Appendix S presents the runstream that was used to weight the data. Each stratum is designated and the appropriate weighting factor is calculated and executed.

¹⁴ As explained previously, crossing the sampling variables resulted in 24 cells for the enlisted population, but only 22 for the officer population (2 cells lacked individuals). Adding one more cell for the Demographic Missing Group (enlisted & officers combined) produced a final total of 47 cells. Two more cells with *n*'s of 3 were added for the two officer cells lacking individuals in the population, a step needed to meet requirements of the Sampling Planning Tool.

References

- Allen, N. J., & Meyer, J. P. (1990). The measurement and antecedents of affective, continuance, and normative commitment to the organization. *Journal of Occupational Psychology*, 63, 1-18.
- Allen, N. J., & Meyer, J. P. (1996). Affective, continuance, and normative commitment to the organization: An examination of construct validity. *Journal of Vocational Behavior*, 49, 252-276.
- Andrews, F. M., & Withey, S. B. (1976). *Social indicators of well-being*. New York: Plenum Press.
- Campbell, A., Converse, P. E., & Rodgers, W. L. (1976). *The quality of American life: Perceptions, evaluations, and satisfactions*. New York: Russell Sage Foundation.
- Clark, V. E. (2000). Remarks from CNO to Questions for the Record from U. S. Senator John Warner, Chairman, Senate Committee on Armed Services, Full Committee Hearing on Military Readiness, September 27, 2000.
- Edwards, J. E., Elig, T. W., Edwards, D. L., & Riemer, R. A. (1997). *The 1995 Armed Forces Sexual Harassment Survey: Administration, datasets, and codebook for Form C*. Arlington, VA: Defense Manpower Data Center.
- Fowler, F. J., Jr. (1993). *Survey research methods*. London: SAGE Publications.
- Hagan, John (2000). Email from DD 21 Blue Team to H. Kantrovich (Command Master Chief, Navy Personnel Command), subject line "DD 21 Manning/Quality of Life User Conference" dtd 28 July 2000.
- Hoover, E. C., Randolph, J. S., Elig, T. W., & Klein, P. M. (2001). *Overview of the 2000 Military Exit Survey*. VA: Defense Manpower Data Center.
- Kavee, J. D., & Mason, R. E. (2001). *Status of the Armed Services Surveys Sample Planning Tool*. Arlington, VA: Defense Manpower Data Center.
- Kerce, E. W. (1995). *Quality of life in the U.S. Marine Corps*. San Diego: Navy Personnel Research and Development Center (NPRDC-TR-95-4).
- Lohr, S. L. (1999). *Sampling: Design and analysis*. New York: Duxbury Press.
- Meyer, J. P., Stanley, D. J., Herscovitch, L., & Topolnytsky, L. (2002). Affective, continuance, and normative commitment to the organization: A meta-analysis of antecedents, correlates, and consequences. *Journal of Vocational Behavior*, 6, 20-52.
- Mowday, R.T., Steers, R.M., & Porter, L.W. (1979). The measurement of organizational commitment. *Journal of Vocational Behavior*, 14, 224-247.
- Olmsted, M., & Underhill, C. (2003). *Navy-wide Personnel Survey (NPS) 2000: Summary of survey results*. (NPRST-TN-03-11). Millington, TN: Navy Personnel Research, Studies, and Technology, Navy Personnel Command.
- Richards, N. L. (2002). Email from DD 21 Gold Team to M. Schwerin, subject line "QOL Issues" dtd 17 November 2000.

- Spears, L. C. (1998). *Insights on leadership: Service, stewardship, and servant-leadership*. New York: Wiley.
- Vail, T. C., & Gamerl, J. (2002). *A pilot study to examine the use and relative validity of the Spiritual Identity Questionnaire in a deployed environment*. Unpublished manuscript, Army Medical Department Center and School, Fort Sam Houston, TX.
- Wilcove, G. L., & Schwerin, M. J. (2002). *1999 Navy quality of life: Survey results*. Millington, TN: Navy Personnel Research, Studies, and Technology, Navy Personnel Command.
- Wilcove, G. L., Wolosin, D. G., & Schwerin, M. J. (2002). *Development of a new quality of life (QOL) model using structural equation modeling*. Millington, TN: Navy Personnel Research, Studies, and Technology, Navy Personnel Command.
- Young, J. E. (2002). A spectrum of consciousness for CEOs: A business application of Ken Wilber's Spectrum of Consciousness. *International Journal of Organizational Analysis*, 10, 30-54.

**Appendix A:
2002 Navy Quality of Life Survey:
Web Version**

QOL Preface - Microsoft Internet Explorer

File Edit View Favorites Tools Help

Address http://www.nprst.navy.mil/quality/

Navy Quality of Life Survey


Security: This survey will be conducted on a secure website. While connecting to it, you may be shown a dialog box asking if you wish to accept the security credentials in use by the webserver. **IMPORTANT:** If you see the dialog box asking for your acceptance of the security credentials, please accept them to proceed to the survey. During the survey, you will be able to confirm that the session is secure. Some browsers display a key icon to indicate a secure website and others display a lock at the bottom right or bottom left of the browser window.

Directions: If you are using Netscape, do NOT use the Page Down button on this or any other page. You must use the scroll bar or click the down arrow.

This is a computer driven survey that records your answers and sends them to a secure database. At the bottom of each screen, please use the "Return to previous page" or "Continue to next page" buttons to go back and forth in the survey. Hitting either button sends your answers to the database.

You may stop at any point, if necessary, and later resume the survey where you left off. You will be asked to create a user name and password which will facilitate your resuming the survey.

[PROCEED TO SURVEY](#)





Done Internet

Start Microsoft Word - 3-31-03.d... QOL Preface - Micros... http://img.mediaplex.com/... 7:46 AM

QOL Home Page - Microsoft Internet Explorer

File Edit View Favorites Tools Help


Address https://www.nprst.navy.mil/QOLS/QOL.asp

[START THE SURVEY](#)

Navy Personnel Research, Studies, and Technology
Millington, TN 38055-1400

Navy Quality of Life Survey



[CONTINUE SURVEY FROM PREVIOUS SESSION](#)

Done Internet

Start Microsoft Word - 3-31-03.d... QOL Home Page - Mi... 7:49 AM

QOL - Foreword - Microsoft Internet Explorer

File Edit View Favorites Tools Help

Address https://www.nprst.navy.mil/QOLS/QOL.ASP?WCI=QOL_Foreword Go

Dear Survey Participant,

This survey will ask you a number of questions about how you feel about your life. There are many aspects to life and this survey attempts to cover the major ones for most people. Despite the survey length, we think you will find most of the questions interesting and easy to answer because they ask you about YOUR life. Because all people don't feel the same way about what happens to them in everyday life, there are no right or wrong answers.

We are interested in YOUR opinions. We hope that you will answer each question carefully and frankly. Your answers will help us form an accurate assessment of the quality of life (QOL) experienced by Navy personnel. Your responses will never be singled out individually and you are free to leave blank any question you do not wish to answer.

The Navy QOL survey is being conducted by the Institute for Organizational Assessment (PERS-14), at the Navy Personnel Research, Studies, and Technology Department (NPRST) of the Navy Personnel Command. If you have any questions, please call or email us at:

Dr. Gerry Wilcove
DSN 882-4646 or (901) 874-4646
E-mail: gerry.wilcove@persnet.navy.mil

or

Dr. Michael Schwerin
DSN 882-4654 or (901) 874-4654
E-mail: michael.schwerin@persnet.navy.mil

Thank you VERY much for your opinions!

PRIVACY NOTICE

Public Law 93-579, called the Privacy Act of 1974, requires that you be informed of the purpose of this survey and of the uses to be made of the information collected.

Done Internet

Start Microsoft Word - 3-31-03.d... QOL - Foreword - Mic... 7:49 AM

QOL - Foreword - Microsoft Internet Explorer

File Edit View Favorites Tools Help

Address https://www.nprst.navy.mil/QOLS/QOL.ASP?WCI=QOL_Foreword Go

PRIVACY NOTICE

Public Law 93-579, called the Privacy Act of 1974, requires that you be informed of the purpose of this survey and of the uses to be made of the information collected.

AUTHORITY: The Navy Personnel Research, Studies, and Technology Department may collect the information requested in this survey under the authority of Title 5, U.S. Code 301, and Title 10, U.S. Code 3051 and 3052, and Executive Order 9397. License to administer this survey is granted under OPNAV Report Control Symbol 1700-5, which expires 31 Dec 2009.

PRINCIPAL PURPOSE: The information collected in this survey will be used to evaluate existing and proposed policies, procedures, and programs in the Navy. The data will be analyzed and maintained by the Navy Personnel Research, Studies, and Technology Department.

ROUTINE USES: None.

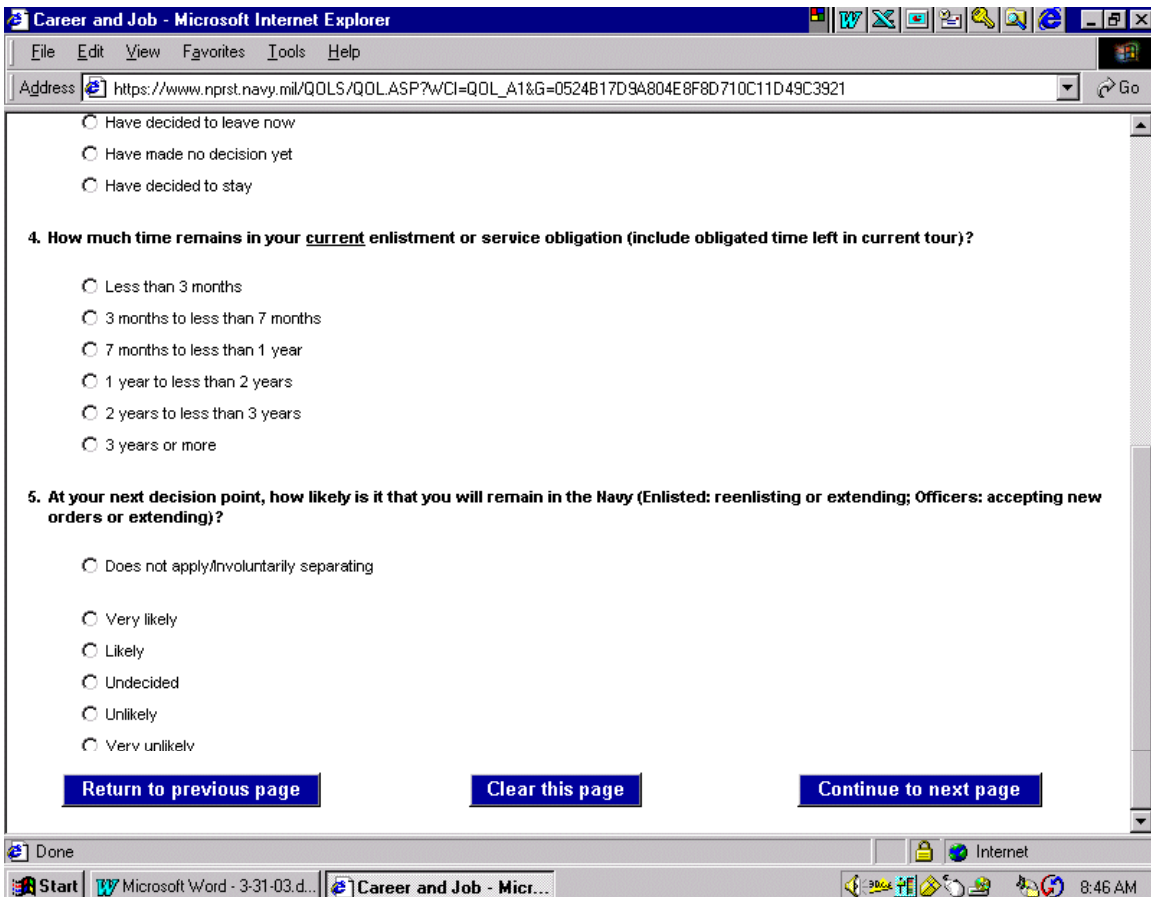
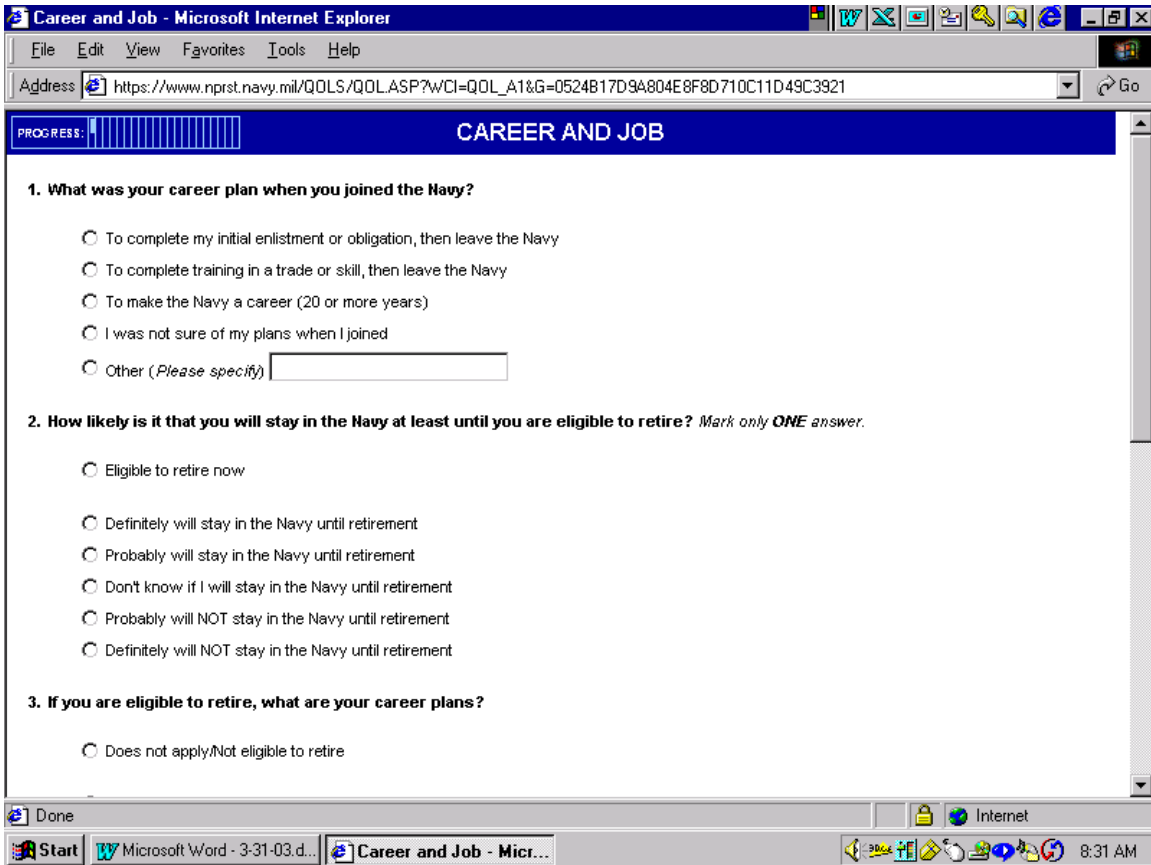
CONFIDENTIALITY: All responses will be held in confidence. The information you provide will be considered only when statistically combined with the responses of others, and will **NOT** be identified with any single individual. Personal identifiers will be used only to conduct retention and other follow-on research as needed. The information provided will **NOT** become part of your permanent record and will **NOT** affect your career in any way.

PARTICIPATION: Providing information is completely voluntary. Failure to respond to any questions will **NOT** result in any penalties except lack of your opinions in the survey results.

[Return to previous page](#) [Continue to next page](#)

Done Internet

Start Microsoft Word - 3-31-03.d... QOL - Foreword - Mic... 7:50 AM



Career and Job - Microsoft Internet Explorer

File Edit View Favorites Tools Help

Address https://www.nprst.navy.mil/QQLS/QQL.ASP?WCI=QQL_A2&G=CA21669518064684ABA8808C8D5A48AA Go

PROGRESS: CAREER AND JOB (continued)

6. How many days during the past 12 months have you been away from your permanent duty station (berthed out of the area, not at home) for activities such as deployment, work-ups, training, and TAD?

- None
- 1-30 (one month or less)
- 31-60 (between one and two months)
- 61-120 (between three and four months)
- 121-180 (between five and six months)
- 181-240 (between seven and eight months)
- More than 240 days (more than eight months)

7. In your current assignment, how many hours have you worked in a typical week at your Navy job?

- 40 hours or less
- 41-50 hours
- 51-60 hours
- 61-70 hours
- 71-80 hours
- 81 or more hours

8. How much do you AGREE or DISAGREE with the following statements?

	COMPLETELY AGREE	AGREE	SOMEWHAT AGREE	NEUTRAL	SOMEWHAT DISAGREE	DISAGREE	COMPLETELY DISAGREE
a. I would be very happy to spend the rest of my career in the Navy	<input type="radio"/>	<input type="radio"/>	<input type="radio"/>	<input type="radio"/>	<input type="radio"/>	<input type="radio"/>	<input type="radio"/>
b. I enjoy discussing the Navy with people in the civilian world	<input type="radio"/>	<input type="radio"/>	<input type="radio"/>	<input type="radio"/>	<input type="radio"/>	<input type="radio"/>	<input type="radio"/>
c. I really feel as if the Navy's problems are my own	<input type="radio"/>	<input type="radio"/>	<input type="radio"/>	<input type="radio"/>	<input type="radio"/>	<input type="radio"/>	<input type="radio"/>
d. I do not think that I could easily become as attached to another organization as I am to the Navy	<input type="radio"/>	<input type="radio"/>	<input type="radio"/>	<input type="radio"/>	<input type="radio"/>	<input type="radio"/>	<input type="radio"/>
e. I feel like "part of the family" in the Navy	<input type="radio"/>	<input type="radio"/>	<input type="radio"/>	<input type="radio"/>	<input type="radio"/>	<input type="radio"/>	<input type="radio"/>
f. I feel "emotionally attached" to the Navy	<input type="radio"/>	<input type="radio"/>	<input type="radio"/>	<input type="radio"/>	<input type="radio"/>	<input type="radio"/>	<input type="radio"/>
g. The Navy has a great deal of personal meaning for me	<input type="radio"/>	<input type="radio"/>	<input type="radio"/>	<input type="radio"/>	<input type="radio"/>	<input type="radio"/>	<input type="radio"/>
h. I feel a strong sense of belonging to the Navy	<input type="radio"/>	<input type="radio"/>	<input type="radio"/>	<input type="radio"/>	<input type="radio"/>	<input type="radio"/>	<input type="radio"/>

Return to previous page Clear this page Continue to next page

Done Internet

Start Microsoft Word - 3-31-03.d... Career and Job - Micr... 8:51 AM

Career and Job - Microsoft Internet Explorer

File Edit View Favorites Tools Help

Address https://www.nprst.navy.mil/QOLS/QOL.ASP?WCI=QOL_A3&G=5C49DB09D00947AD91D8CF50A36C56BB Go

PROGRESS: CAREER AND JOB (continued)

9. How satisfied are you with the following aspects of your job?

	COMPLETELY SATISFIED	SATISFIED	SOMEWHAT SATISFIED	NEUTRAL	SOMEWHAT DISSATISFIED	DISSATISFIED	COMPLETELY DISSATISFIED	DOES NOT APPLY
JOB SATISFACTION								
a. Your co-workers	<input type="radio"/>	<input type="radio"/>	<input type="radio"/>	<input type="radio"/>	<input type="radio"/>	<input type="radio"/>	<input type="radio"/>	
b. Your pay	<input type="radio"/>	<input type="radio"/>	<input type="radio"/>	<input type="radio"/>	<input type="radio"/>	<input type="radio"/>	<input type="radio"/>	
c. Your benefits	<input type="radio"/>	<input type="radio"/>	<input type="radio"/>	<input type="radio"/>	<input type="radio"/>	<input type="radio"/>	<input type="radio"/>	
d. The amount of support and guidance you receive from your supervisor	<input type="radio"/>	<input type="radio"/>	<input type="radio"/>	<input type="radio"/>	<input type="radio"/>	<input type="radio"/>	<input type="radio"/>	
e. The amount of job security you have	<input type="radio"/>	<input type="radio"/>	<input type="radio"/>	<input type="radio"/>	<input type="radio"/>	<input type="radio"/>	<input type="radio"/>	
f. The opportunity for personal growth and development on your job	<input type="radio"/>	<input type="radio"/>	<input type="radio"/>	<input type="radio"/>	<input type="radio"/>	<input type="radio"/>	<input type="radio"/>	
g. The degree of respect and fair treatment you receive from superiors	<input type="radio"/>	<input type="radio"/>	<input type="radio"/>	<input type="radio"/>	<input type="radio"/>	<input type="radio"/>	<input type="radio"/>	

Done Internet

Start Microsoft Word - 3-31-03.d... Career and Job - Micr... 8:58 AM

Career and Job - Microsoft Internet Explorer

File Edit View Favorites Tools Help

Address https://www.nprst.navy.mil/QQLS/QQL.ASP?WCI=QQL_A3&G=5C49DB09D00947AD91D8CF50A36C568B Go

h. The amount of challenge in your job	<input type="radio"/>	<input type="radio"/>	<input type="radio"/>	<input type="radio"/>	<input type="radio"/>	<input type="radio"/>	<input type="radio"/>	
i. The feeling of accomplishment you get from doing your job	<input type="radio"/>	<input type="radio"/>	<input type="radio"/>	<input type="radio"/>	<input type="radio"/>	<input type="radio"/>	<input type="radio"/>	
j. The leadership provided by your superiors	<input type="radio"/>	<input type="radio"/>	<input type="radio"/>	<input type="radio"/>	<input type="radio"/>	<input type="radio"/>	<input type="radio"/>	
k. Ability to work independently	<input type="radio"/>	<input type="radio"/>	<input type="radio"/>	<input type="radio"/>	<input type="radio"/>	<input type="radio"/>	<input type="radio"/>	
l. A job free from problems (e.g., able to concentrate, tolerance for mistakes)	<input type="radio"/>	<input type="radio"/>	<input type="radio"/>	<input type="radio"/>	<input type="radio"/>	<input type="radio"/>	<input type="radio"/>	
	COMPLETELY SATISFIED	SATISFIED	SOMEWHAT SATISFIED	NEUTRAL	SOMEWHAT DISSATISFIED	DISSATISFIED	COMPLETELY DISSATISFIED	DOES NOT APPLY
WORKPLACE ISSUES								
m. The physical environment where your work takes place	<input type="radio"/>	<input type="radio"/>	<input type="radio"/>	<input type="radio"/>	<input type="radio"/>	<input type="radio"/>	<input type="radio"/>	
n. The pace of your work	<input type="radio"/>	<input type="radio"/>	<input type="radio"/>	<input type="radio"/>	<input type="radio"/>	<input type="radio"/>	<input type="radio"/>	
o. The number of people available to get the work done	<input type="radio"/>	<input type="radio"/>	<input type="radio"/>	<input type="radio"/>	<input type="radio"/>	<input type="radio"/>	<input type="radio"/>	
p. The number of quick response tasks	<input type="radio"/>	<input type="radio"/>	<input type="radio"/>	<input type="radio"/>	<input type="radio"/>	<input type="radio"/>	<input type="radio"/>	
q. The time available to do a good job	<input type="radio"/>	<input type="radio"/>	<input type="radio"/>	<input type="radio"/>	<input type="radio"/>	<input type="radio"/>	<input type="radio"/>	
r. Availability of equipment	<input type="radio"/>	<input type="radio"/>	<input type="radio"/>	<input type="radio"/>	<input type="radio"/>	<input type="radio"/>	<input type="radio"/>	
s. The age of the equipment you use in your work	<input type="radio"/>	<input type="radio"/>	<input type="radio"/>	<input type="radio"/>	<input type="radio"/>	<input type="radio"/>	<input type="radio"/>	
t. Availability of tools	<input type="radio"/>	<input type="radio"/>	<input type="radio"/>	<input type="radio"/>	<input type="radio"/>	<input type="radio"/>	<input type="radio"/>	<input type="radio"/>
u. Availability of supplies	<input type="radio"/>	<input type="radio"/>	<input type="radio"/>	<input type="radio"/>	<input type="radio"/>	<input type="radio"/>	<input type="radio"/>	
v. Availability of repair parts	<input type="radio"/>	<input type="radio"/>	<input type="radio"/>	<input type="radio"/>	<input type="radio"/>	<input type="radio"/>	<input type="radio"/>	<input type="radio"/>
w. Availability of outside maintenance support	<input type="radio"/>	<input type="radio"/>	<input type="radio"/>	<input type="radio"/>	<input type="radio"/>	<input type="radio"/>	<input type="radio"/>	

Return to previous page Clear this page Continue to next page

Done Internet

Start Microsoft Word - 3-31-03.d... Career and Job - Micr... 9:03 AM

Career and Job - Microsoft Internet Explorer

File Edit View Favorites Tools Help

Address https://www.nprst.navy.mil/QOLS/QOL.ASP?wci=QOL_A4&G=C2424F2C17DD4C87B402DF68BEBEC5EC1 Go

PROGRESS: CAREER AND JOB (continued)

10. How much do you AGREE or DISAGREE with the following statements?

	COMPLETELY AGREE	AGREE	SOMEWHAT AGREE	NEUTRAL	SOMEWHAT DISAGREE	DISAGREE	COMPLETELY DISAGREE
a. My current assignment is career enhancing	<input type="radio"/>	<input type="radio"/>	<input type="radio"/>	<input type="radio"/>	<input type="radio"/>	<input type="radio"/>	<input type="radio"/>
b. I have been adequately recognized for my accomplishments on my EVALs / FITREPs	<input type="radio"/>	<input type="radio"/>	<input type="radio"/>	<input type="radio"/>	<input type="radio"/>	<input type="radio"/>	<input type="radio"/>
c. I have made sufficient progress / advancement in my designator, rating, or community	<input type="radio"/>	<input type="radio"/>	<input type="radio"/>	<input type="radio"/>	<input type="radio"/>	<input type="radio"/>	<input type="radio"/>
d. I expect to be advanced within my current term of service, commitment, or obligated service	<input type="radio"/>	<input type="radio"/>	<input type="radio"/>	<input type="radio"/>	<input type="radio"/>	<input type="radio"/>	<input type="radio"/>

11. What impact does your career development have on your ability to perform your job?

- Greatly increases job performance
- Increases job performance
- No effect on job performance
- Decreases job performance
- Greatly decreases job performance

12. What impact does your career development have on your desire to stay in the Navy?

- Greatly increases desire to stay
- Increases desire to stay
- No effect on decision
- Decreases desire to stay
- Greatly decreases desire to stay

13. What impact does your current job have on your desire to stay in the Navy?

- Greatly increases desire to stay
- Increases desire to stay
- No effect on decision
- Decreases desire to stay
- Greatly decreases desire to stay

[Return to previous page](#)
[Clear this page](#)
[Continue to next page](#)


Done Internet

Start Microsoft Word - 3-31-03.d... Career and Job - Micr... 9:09 AM

Shipboard Life - Microsoft Internet Explorer

File Edit View Favorites Tools Help

Address https://www.nprst.navy.mil/QQLS/QQL.ASP?WCI=QQL_B1&G=0DCC913E75A645D3970BD01E586556C6 Go

PROGRESS:  SHIPBOARD LIFE

14. How many times have you been on deployment during the past 5 years? (A "deployment" is scheduled time away from homeport for 90 days or more/60 days or more for submariners.)

- None
- One
- Two
- Three
- Four or more

15. Are you now or have you ever served aboard ship for 90 days or more/60 days or more for submariners?

- Yes, I am currently serving aboard ship
- Yes, I have served aboard ship in the past, but I am not currently aboard ship
- No, I have never served aboard ship

[Return to previous page](#) [Clear this page](#) [Continue to next page](#)


Done Internet 9:30 AM

Start Microsoft Word - Documen... Shipboard Life - Micr...

Shipboard Life - Microsoft Internet Explorer

File Edit View Favorites Tools Help

Address https://www.nprst.navy.mil/QQLS/QQL.ASP?WCI=QQL_B2&G=5CDA9E1FF30A4B39BDD4B14FD2FD355F Go

PROGRESS:  SHIPBOARD LIFE (continued)

16. Which of the following statements describes why you are currently serving aboard ship? *Mark only ONE answer.*

- I am presently on deployment
- I am living and working aboard ship in port
- I am working aboard ship in port and living elsewhere
- I am currently assigned to a ship, but living and working ashore (e.g., Blue/Gold crews)

[Return to previous page](#) [Clear this page](#) [Continue to next page](#)

Done Internet 9:31 AM

Start Microsoft Word - Documen... Shipboard Life - Micr...

Shipboard Life - Microsoft Internet Explorer

File Edit View Favorites Tools Help

Address https://www.nprst.navy.mil/QOLS/QOL.ASP?WCI=QOL_B3&G=C1E971E0D19C4DC1B648BCD35DC68BE8 Go

PROGRESS: ██████████ SHIPBOARD LIFE (continued)

17. How long is your scheduled deployment for ?

- 2 months
- 3 months
- 4 months
- 5 months
- 6 months or more

18. How much time is remaining in your deployment?

- 1 month or less
- 2 months
- 3 months
- 4 months
- 5 months
- 6 months or more

[Return to previous page](#) [Clear this page](#) [Continue to next page](#)

Done Internet

Start Microsoft Word - Documen... Shipboard Life - Mic... 9:31 AM

Shipboard Life - Microsoft Internet Explorer

File Edit View Favorites Tools Help

Address https://www.nprst.navy.mil/QOLS/QOL.ASP?WCI=QOL_B4&G=E2FE8CC7DDCA44DF825ADED8CF2873E5 Go

PROGRESS: ██████████ SHIPBOARD LIFE (continued)

19. When did you last serve aboard ship for 90 days or more/60 days or more for submariners?

- Currently serving aboard ship for that length of time
- Within the last year
- 1-2 years ago
- 3-4 years ago
- 5-6 years ago
- More than 6 years ago

[Return to previous page](#) [Clear this page](#) [Continue to next page](#)

Done Internet

Start Microsoft Word - 3-31-03.d... Shipboard Life - Mic... 9:32 AM

PROGRESS: SHIPBOARD LIFE (continued)

20. How satisfied are you with the following aspects of shipboard life?

	COMPLETELY SATISFIED	SATISFIED	SOMEWHAT SATISFIED	NEUTRAL	SOMEWHAT DISSATISFIED	DISSATISFIED	COMPLETELY DISSATISFIED	DOES NOT APPLY
FACILITIES								
a. The working area	<input type="radio"/>	<input type="radio"/>	<input type="radio"/>	<input type="radio"/>	<input type="radio"/>	<input type="radio"/>	<input type="radio"/>	<input type="radio"/>
b. The berthing area	<input type="radio"/>	<input type="radio"/>	<input type="radio"/>	<input type="radio"/>	<input type="radio"/>	<input type="radio"/>	<input type="radio"/>	<input type="radio"/>
c. Pillows and bed linens	<input type="radio"/>	<input type="radio"/>	<input type="radio"/>	<input type="radio"/>	<input type="radio"/>	<input type="radio"/>	<input type="radio"/>	<input type="radio"/>
d. Mattresses	<input type="radio"/>	<input type="radio"/>	<input type="radio"/>	<input type="radio"/>	<input type="radio"/>	<input type="radio"/>	<input type="radio"/>	<input type="radio"/>
e. Space in your rack	<input type="radio"/>	<input type="radio"/>	<input type="radio"/>	<input type="radio"/>	<input type="radio"/>	<input type="radio"/>	<input type="radio"/>	<input type="radio"/>
f. The shower / head spaces	<input type="radio"/>	<input type="radio"/>	<input type="radio"/>	<input type="radio"/>	<input type="radio"/>	<input type="radio"/>	<input type="radio"/>	<input type="radio"/>
g. Shower / head fixtures	<input type="radio"/>	<input type="radio"/>	<input type="radio"/>	<input type="radio"/>	<input type="radio"/>	<input type="radio"/>	<input type="radio"/>	<input type="radio"/>
h. Number of showers / heads	<input type="radio"/>	<input type="radio"/>	<input type="radio"/>	<input type="radio"/>	<input type="radio"/>	<input type="radio"/>	<input type="radio"/>	<input type="radio"/>
i. Personal storage space	<input type="radio"/>	<input type="radio"/>	<input type="radio"/>	<input type="radio"/>	<input type="radio"/>	<input type="radio"/>	<input type="radio"/>	<input type="radio"/>
SERVICES								
j. The mess area	<input type="radio"/>	<input type="radio"/>	<input type="radio"/>	<input type="radio"/>	<input type="radio"/>	<input type="radio"/>	<input type="radio"/>	<input type="radio"/>
k. Food	<input type="radio"/>	<input type="radio"/>	<input type="radio"/>	<input type="radio"/>	<input type="radio"/>	<input type="radio"/>	<input type="radio"/>	<input type="radio"/>
l. Drinking water	<input type="radio"/>	<input type="radio"/>	<input type="radio"/>	<input type="radio"/>	<input type="radio"/>	<input type="radio"/>	<input type="radio"/>	<input type="radio"/>
m. Lounges in berthing area	<input type="radio"/>	<input type="radio"/>	<input type="radio"/>	<input type="radio"/>	<input type="radio"/>	<input type="radio"/>	<input type="radio"/>	<input type="radio"/>
n. Lounges outside berthing area	<input type="radio"/>	<input type="radio"/>	<input type="radio"/>	<input type="radio"/>	<input type="radio"/>	<input type="radio"/>	<input type="radio"/>	<input type="radio"/>
o. The gym / physical fitness equipment aboard ship	<input type="radio"/>	<input type="radio"/>	<input type="radio"/>	<input type="radio"/>	<input type="radio"/>	<input type="radio"/>	<input type="radio"/>	<input type="radio"/>
p. Recreational activities	<input type="radio"/>	<input type="radio"/>	<input type="radio"/>	<input type="radio"/>	<input type="radio"/>	<input type="radio"/>	<input type="radio"/>	<input type="radio"/>
q. Movies	<input type="radio"/>	<input type="radio"/>	<input type="radio"/>	<input type="radio"/>	<input type="radio"/>	<input type="radio"/>	<input type="radio"/>	<input type="radio"/>
r. The Library / Multimedia Resource Center	<input type="radio"/>	<input type="radio"/>	<input type="radio"/>	<input type="radio"/>	<input type="radio"/>	<input type="radio"/>	<input type="radio"/>	<input type="radio"/>
s. Internet access (e.g., World Wide Web)	<input type="radio"/>	<input type="radio"/>	<input type="radio"/>	<input type="radio"/>	<input type="radio"/>	<input type="radio"/>	<input type="radio"/>	<input type="radio"/>
t. Email access	<input type="radio"/>	<input type="radio"/>	<input type="radio"/>	<input type="radio"/>	<input type="radio"/>	<input type="radio"/>	<input type="radio"/>	<input type="radio"/>
u. Personal computers	<input type="radio"/>	<input type="radio"/>	<input type="radio"/>	<input type="radio"/>	<input type="radio"/>	<input type="radio"/>	<input type="radio"/>	<input type="radio"/>
v. Ship's store	<input type="radio"/>	<input type="radio"/>	<input type="radio"/>	<input type="radio"/>	<input type="radio"/>	<input type="radio"/>	<input type="radio"/>	<input type="radio"/>
w. Barber shop	<input type="radio"/>	<input type="radio"/>	<input type="radio"/>	<input type="radio"/>	<input type="radio"/>	<input type="radio"/>	<input type="radio"/>	<input type="radio"/>
x. Post office	<input type="radio"/>	<input type="radio"/>	<input type="radio"/>	<input type="radio"/>	<input type="radio"/>	<input type="radio"/>	<input type="radio"/>	<input type="radio"/>
y. Snack bar	<input type="radio"/>	<input type="radio"/>	<input type="radio"/>	<input type="radio"/>	<input type="radio"/>	<input type="radio"/>	<input type="radio"/>	<input type="radio"/>
z. Vending machines	<input type="radio"/>	<input type="radio"/>	<input type="radio"/>	<input type="radio"/>	<input type="radio"/>	<input type="radio"/>	<input type="radio"/>	<input type="radio"/>
aa. Laundry	<input type="radio"/>	<input type="radio"/>	<input type="radio"/>	<input type="radio"/>	<input type="radio"/>	<input type="radio"/>	<input type="radio"/>	<input type="radio"/>

[Return to previous page](#)

[Clear this page](#)

[Continue to next page](#)

Shipboard Life - Microsoft Internet Explorer

File Edit View Favorites Tools Help

Address https://www.nprst.navy.mil/QQLS/QQL.ASP?wCI=QOL_B6&G=4209744DE88341E4A719195898002013 Go

PROGRESS: SHIPBOARD LIFE (continued)

20. (Cont'd) How satisfied are you with the following aspects of shipboard life?

	COMPLETELY SATISFIED	SATISFIED	SOMEWHAT SATISFIED	NEUTRAL	SOMEWHAT DISSATISFIED	DISSATISFIED	COMPLETELY DISSATISFIED	DOES NOT APPLY
PHYSICAL ENVIRONMENT								
bb. Lighting	<input type="radio"/>	<input type="radio"/>	<input type="radio"/>	<input type="radio"/>	<input type="radio"/>	<input type="radio"/>	<input type="radio"/>	
cc. Temperature	<input type="radio"/>	<input type="radio"/>	<input type="radio"/>	<input type="radio"/>	<input type="radio"/>	<input type="radio"/>	<input type="radio"/>	
dd. Ventilation	<input type="radio"/>	<input type="radio"/>	<input type="radio"/>	<input type="radio"/>	<input type="radio"/>	<input type="radio"/>	<input type="radio"/>	
ee. Cleanliness	<input type="radio"/>	<input type="radio"/>	<input type="radio"/>	<input type="radio"/>	<input type="radio"/>	<input type="radio"/>	<input type="radio"/>	
ff. Odor	<input type="radio"/>	<input type="radio"/>	<input type="radio"/>	<input type="radio"/>	<input type="radio"/>	<input type="radio"/>	<input type="radio"/>	
gg. Noise	<input type="radio"/>	<input type="radio"/>	<input type="radio"/>	<input type="radio"/>	<input type="radio"/>	<input type="radio"/>	<input type="radio"/>	
hh. Motion	<input type="radio"/>	<input type="radio"/>	<input type="radio"/>	<input type="radio"/>	<input type="radio"/>	<input type="radio"/>	<input type="radio"/>	
ii. Vibration	<input type="radio"/>	<input type="radio"/>	<input type="radio"/>	<input type="radio"/>	<input type="radio"/>	<input type="radio"/>	<input type="radio"/>	
jj. Safety	<input type="radio"/>	<input type="radio"/>	<input type="radio"/>	<input type="radio"/>	<input type="radio"/>	<input type="radio"/>	<input type="radio"/>	
SOCIAL & OTHER FACTORS								

21. What impact does shipboard life have on your ability to perform your job?

- Greatly increases job performance
- Increases job performance
- No effect on job performance
- Decreases job performance
- Greatly decreases job performance

22. What impact does shipboard life have on your desire to stay in the Navy?

- Greatly increases desire to stay
- Increases desire to stay
- No effect on decision
- Decreases desire to stay
- Greatly decreases desire to stay

[Return to previous page](#)
[Clear this page](#)
[Continue to next page](#)

Done Internet

Start Microsoft Word - 3-31-03.d... Shipboard Life - Micr... 9:57 AM

Personal Health - Microsoft Internet Explorer

File Edit View Favorites Tools Help

Address https://www.nprst.navy.mil/QQLS/QQLS2.ASP?wCI=QQL_C1&G=CDB76B9CECB0461BAFDE353534AD32F5 Go

PROGRESS: PERSONAL HEALTH

23. What is the state of your health?

- Excellent
- Good
- Fair
- Poor
- Very poor

24. Please answer the following questions regarding sources of medical and dental care.

	MILITARY PROVIDER	CIVILIAN PROVIDER	DOES NOT APPLY
a. Whom do you see for the majority of your medical care?	<input type="radio"/>	<input type="radio"/>	<input type="radio"/>
b. Whom do you see for the majority of your dental care?	<input type="radio"/>	<input type="radio"/>	<input type="radio"/>
c. Whom do your dependents see for the majority of their medical care?	<input type="radio"/>	<input type="radio"/>	<input type="radio"/>
d. Whom do your dependents see for the majority of their dental care?	<input type="radio"/>	<input type="radio"/>	<input type="radio"/>

25. How satisfied are you with the following aspects of your health and health care?

	COMPLETELY SATISFIED	SATISFIED	SOMEWHAT SATISFIED	NEUTRAL	SOMEWHAT DISSATISFIED	DISSATISFIED	COMPLETELY DISSATISFIED	DOES NOT APPLY
a. Your current weight	<input type="radio"/>	<input type="radio"/>	<input type="radio"/>	<input type="radio"/>	<input type="radio"/>	<input type="radio"/>	<input type="radio"/>	<input type="radio"/>
b. Your level of energy	<input type="radio"/>	<input type="radio"/>	<input type="radio"/>	<input type="radio"/>	<input type="radio"/>	<input type="radio"/>	<input type="radio"/>	<input type="radio"/>
c. How well you sleep	<input type="radio"/>	<input type="radio"/>	<input type="radio"/>	<input type="radio"/>	<input type="radio"/>	<input type="radio"/>	<input type="radio"/>	<input type="radio"/>
d. The amount of sleep you get	<input type="radio"/>	<input type="radio"/>	<input type="radio"/>	<input type="radio"/>	<input type="radio"/>	<input type="radio"/>	<input type="radio"/>	<input type="radio"/>
e. Your endurance	<input type="radio"/>	<input type="radio"/>	<input type="radio"/>	<input type="radio"/>	<input type="radio"/>	<input type="radio"/>	<input type="radio"/>	<input type="radio"/>
f. Your physical fitness	<input type="radio"/>	<input type="radio"/>	<input type="radio"/>	<input type="radio"/>	<input type="radio"/>	<input type="radio"/>	<input type="radio"/>	<input type="radio"/>
g. The amount of stress in your life	<input type="radio"/>	<input type="radio"/>	<input type="radio"/>	<input type="radio"/>	<input type="radio"/>	<input type="radio"/>	<input type="radio"/>	<input type="radio"/>
h. Your medical care	<input type="radio"/>	<input type="radio"/>	<input type="radio"/>	<input type="radio"/>	<input type="radio"/>	<input type="radio"/>	<input type="radio"/>	<input type="radio"/>

[Return to previous page](#)
[Clear this page](#)
[Continue to next page](#)

Done Internet

Start Microsoft Word - 3-31-03.d... Personal Health - Mic... 10:01 AM

Personal Health - Microsoft Internet Explorer

File Edit View Favorites Tools Help

Address https://www.nprst.navy.mil/QQLS/QQLS2.ASP?wCI=QQL_C2&G=4041717936B046E0825FC49BE7B0A941 Go

PROGRESS: PERSONAL HEALTH (continued)

25. (Cont'd) How satisfied are you with the following aspects of your health and health care?

	COMPLETELY SATISFIED	SATISFIED	SOMEWHAT SATISFIED	NEUTRAL	SOMEWHAT DISSATISFIED	DISSATISFIED	COMPLETELY DISSATISFIED	DOES NOT APPLY
i. Your dental care	<input type="radio"/>	<input type="radio"/>	<input type="radio"/>	<input type="radio"/>	<input type="radio"/>	<input type="radio"/>	<input type="radio"/>	<input type="radio"/>
j. Your dependents' medical care	<input type="radio"/>	<input type="radio"/>	<input type="radio"/>	<input type="radio"/>	<input type="radio"/>	<input type="radio"/>	<input type="radio"/>	<input type="radio"/>
k. Your dependents' dental care	<input type="radio"/>	<input type="radio"/>	<input type="radio"/>	<input type="radio"/>	<input type="radio"/>	<input type="radio"/>	<input type="radio"/>	<input type="radio"/>
l. TRICARE								
(1.) Overall	<input type="radio"/>	<input type="radio"/>	<input type="radio"/>	<input type="radio"/>	<input type="radio"/>	<input type="radio"/>	<input type="radio"/>	<input type="radio"/>
(2.) How claims are handled	<input type="radio"/>	<input type="radio"/>	<input type="radio"/>	<input type="radio"/>	<input type="radio"/>	<input type="radio"/>	<input type="radio"/>	<input type="radio"/>
(3.) Customer service	<input type="radio"/>	<input type="radio"/>	<input type="radio"/>	<input type="radio"/>	<input type="radio"/>	<input type="radio"/>	<input type="radio"/>	<input type="radio"/>
(4.) Amount of paperwork	<input type="radio"/>	<input type="radio"/>	<input type="radio"/>	<input type="radio"/>	<input type="radio"/>	<input type="radio"/>	<input type="radio"/>	<input type="radio"/>
(5.) Medical services available	<input type="radio"/>	<input type="radio"/>	<input type="radio"/>	<input type="radio"/>	<input type="radio"/>	<input type="radio"/>	<input type="radio"/>	<input type="radio"/>

26. What impact does your personal health have on your ability to perform your job?

- Greatly increases job performance
- Increases job performance
- No effect on job performance
- Decreases job performance
- Greatly decreases job performance

27. What impact does your personal health have on your desire to stay in the Navy?

- Greatly increases desire to stay
- Increases desire to stay
- No effect on decision
- Decreases desire to stay
- Greatly decreases desire to stay

[Return to previous page](#) [Clear this page](#) [Continue to next page](#)

Done Internet

Start Microsoft Word - 3-31-03.d... Personal Health - Mic... 10:07 AM

Sailor Preparedness - Microsoft Internet Explorer

Address https://www.nprst.navy.mil/QQLS/QQLS2.ASP?WCI=QOL_D1&G=F44D037631E248E4B93446DBD7E123CA

PROGRESS: **SAILOR PREPAREDNESS**

SAILOR PREPAREDNESS refers to your preparation and ability to perform your Navy job. This includes your formal and on-the-job training, your preparations for deployment, and other factors that may affect your job.

28. If you have to deploy on short notice in the future, have you made provisions for each of the following?

	YES	NO	DOES NOT APPLY
a. A will	<input type="radio"/>	<input type="radio"/>	
b. A joint checking account	<input type="radio"/>	<input type="radio"/>	<input type="radio"/>
c. A power of attorney	<input type="radio"/>	<input type="radio"/>	
d. Childcare	<input type="radio"/>	<input type="radio"/>	<input type="radio"/>
e. Elder care	<input type="radio"/>	<input type="radio"/>	<input type="radio"/>
f. Care for pets	<input type="radio"/>	<input type="radio"/>	<input type="radio"/>
g. An updated SGLI	<input type="radio"/>	<input type="radio"/>	
h. An updated Page 2	<input type="radio"/>	<input type="radio"/>	
i. Storage of possessions	<input type="radio"/>	<input type="radio"/>	<input type="radio"/>
j. Payment of bills	<input type="radio"/>	<input type="radio"/>	<input type="radio"/>
k. Management of investments	<input type="radio"/>	<input type="radio"/>	<input type="radio"/>
l. Family health care	<input type="radio"/>	<input type="radio"/>	<input type="radio"/>

29. If you are deployed, have you lost time from work due to any of the following personal reasons? Mark ALL that apply.

Does not apply/Not deployed

Your education (if not part of your military duties)

Emergency leave

Medical or dental needs

Other (Please specify)

[Return to previous page](#) [Clear this page](#) [Continue to next page](#)


Done Internet

Start Microsoft Word - 3-31-03.d... Sailor Preparedness - ... 10:10 AM

Sailor Preparedness - Microsoft Internet Explorer

File Edit View Favorites Tools Help

Address https://www.nprst.navy.mil/QQLS/QQLS2.ASP?WCI=QOL_D2&G=9D57B6423E144BD7A48F5BDBEE9B2944 Go

PROGRESS:  **SAILOR PREPAREDNESS (continued)**

30. How much do you AGREE or DISAGREE with the following statements?

	COMPLETELY AGREE	AGREE	SOMEWHAT AGREE	NEUTRAL	SOMEWHAT DISAGREE	DISAGREE	COMPLETELY DISAGREE
a. My Navy training/education has been effective	<input type="radio"/>	<input type="radio"/>	<input type="radio"/>	<input type="radio"/>	<input type="radio"/>	<input type="radio"/>	<input type="radio"/>
b. My job matches my level of ability	<input type="radio"/>	<input type="radio"/>	<input type="radio"/>	<input type="radio"/>	<input type="radio"/>	<input type="radio"/>	<input type="radio"/>
c. My job matches my level of training	<input type="radio"/>	<input type="radio"/>	<input type="radio"/>	<input type="radio"/>	<input type="radio"/>	<input type="radio"/>	<input type="radio"/>
d. My job matches my level of experience	<input type="radio"/>	<input type="radio"/>	<input type="radio"/>	<input type="radio"/>	<input type="radio"/>	<input type="radio"/>	<input type="radio"/>
e. My Navy training/education has allowed me to excel on the job	<input type="radio"/>	<input type="radio"/>	<input type="radio"/>	<input type="radio"/>	<input type="radio"/>	<input type="radio"/>	<input type="radio"/>
f. I am satisfied with the level of operational training (on-the-job experiences) I have received in the Navy	<input type="radio"/>	<input type="radio"/>	<input type="radio"/>	<input type="radio"/>	<input type="radio"/>	<input type="radio"/>	<input type="radio"/>
g. My other duties, such as collateral duties or working parties, take away from my primary duties	<input type="radio"/>	<input type="radio"/>	<input type="radio"/>	<input type="radio"/>	<input type="radio"/>	<input type="radio"/>	<input type="radio"/>
h. The majority of my time in the Navy has been spent working in my rating (enlisted) or my major field/specialty (officers)	<input type="radio"/>	<input type="radio"/>	<input type="radio"/>	<input type="radio"/>	<input type="radio"/>	<input type="radio"/>	<input type="radio"/>
i. The time I spend away from homeport/permanent duty station increases my desire to leave the Navy	<input type="radio"/>	<input type="radio"/>	<input type="radio"/>	<input type="radio"/>	<input type="radio"/>	<input type="radio"/>	<input type="radio"/>

31. Where have you been located for the past month?

Ashore
 Ashore and deployed
 Deployed

[Return to previous page](#)
[Clear this page](#)
[Continue to next page](#)

Done Internet

Start Microsoft Word - 3-31-03.d... Sailor Preparedness - ... 10:13 AM

Sailor Preparedness - Microsoft Internet Explorer

File Edit View Favorites Tools Help

Address https://www.nprst.navy.mil/QQLS/QQLS2.ASP?WCI=QOL_D3&G=227F7A649D4D4246A395954173E3A739 Go

PROGRESS: SAILOR PREPAREDNESS (continued)

32. In the past month, how much time did you take off from work for each of the following FAMILY reasons? (Include instances when you arrived late or left early or took scheduled leave time.)

	NONE	LESS THAN 1 HOUR	1-2 HOURS	3-4 HOURS	5-7 HOURS	1 DAY	2-5 DAYS	MORE THAN 5 DAYS
a. Caring for children (e.g., a sick child, school visits, no sitter, discipline)	<input type="radio"/>	<input type="radio"/>	<input type="radio"/>	<input type="radio"/>	<input type="radio"/>	<input type="radio"/>	<input type="radio"/>	<input type="radio"/>
b. Helping your spouse (e.g., illness or emotional problems)	<input type="radio"/>	<input type="radio"/>	<input type="radio"/>	<input type="radio"/>	<input type="radio"/>	<input type="radio"/>	<input type="radio"/>	<input type="radio"/>
c. Family business (e.g., financial or housing matters)	<input type="radio"/>	<input type="radio"/>	<input type="radio"/>	<input type="radio"/>	<input type="radio"/>	<input type="radio"/>	<input type="radio"/>	<input type="radio"/>
d. Family transportation	<input type="radio"/>	<input type="radio"/>	<input type="radio"/>	<input type="radio"/>	<input type="radio"/>	<input type="radio"/>	<input type="radio"/>	<input type="radio"/>
e. Other family matters	<input type="radio"/>	<input type="radio"/>	<input type="radio"/>	<input type="radio"/>	<input type="radio"/>	<input type="radio"/>	<input type="radio"/>	<input type="radio"/>

33. In the past month, how much time did you take off from work for each of the following PERSONAL reasons? (Include instances when you arrived late or left early or took scheduled leave time.)

	NONE	LESS THAN 1 HOUR	1-2 HOURS	3-4 HOURS	5-7 HOURS	1 DAY	2-5 DAYS	MORE THAN 5 DAYS
a. Your education (if not part of your military duties)	<input type="radio"/>	<input type="radio"/>	<input type="radio"/>	<input type="radio"/>	<input type="radio"/>	<input type="radio"/>	<input type="radio"/>	<input type="radio"/>
b. Your transportation (e.g., your car wouldn't start)	<input type="radio"/>	<input type="radio"/>	<input type="radio"/>	<input type="radio"/>	<input type="radio"/>	<input type="radio"/>	<input type="radio"/>	<input type="radio"/>
c. Pregnancy (e.g., prenatal care or doctor visit)	<input type="radio"/>	<input type="radio"/>	<input type="radio"/>	<input type="radio"/>	<input type="radio"/>	<input type="radio"/>	<input type="radio"/>	<input type="radio"/>
d. Your health (sick or doctor/dentist appointment)	<input type="radio"/>	<input type="radio"/>	<input type="radio"/>	<input type="radio"/>	<input type="radio"/>	<input type="radio"/>	<input type="radio"/>	<input type="radio"/>
e. Personal business (e.g., financial matters)	<input type="radio"/>	<input type="radio"/>	<input type="radio"/>	<input type="radio"/>	<input type="radio"/>	<input type="radio"/>	<input type="radio"/>	<input type="radio"/>
f. Other personal reasons	<input type="radio"/>	<input type="radio"/>	<input type="radio"/>	<input type="radio"/>	<input type="radio"/>	<input type="radio"/>	<input type="radio"/>	<input type="radio"/>

Return to previous page Clear this page Continue to next page

Done Internet

Start Microsoft Word - 3-31-03.d... Sailor Preparedness - ... Inbox - Microsoft Outlook 10:20 AM

Sailor Preparedness - Microsoft Internet Explorer

File Edit View Favorites Tools Help

Address https://www.nprst.navy.mil/QQLS/QQLS2.ASP?wCI=QOL_D4&G=C72D3B335C5D41FFA74682CC11B4E951 Go

PROGRESS:

SAILOR PREPAREDNESS (continued)

34. What impact does your preparedness have on your desire to stay in the Navy?

- Greatly increases desire to stay
- Increases desire to stay
- No effect on decision
- Decreases desire to stay
- Greatly decreases desire to stay

[Return to previous page](#) [Clear this page](#) [Continue to next page](#)

Done Internet

Start Microsoft Word - 3-31-03.d... Sailor Preparedness - ... Inbox - Microsoft Outlook 10:22 AM

Residence - Microsoft Internet Explorer

File Edit View Favorites Tools Help

Address https://www.nprst.navy.mil/QQLS/QQLS2.ASP?wCI=QOL_E1&G=6803E4E34DCD4042813BC3105EE90A08 Go

PROGRESS:

RESIDENCE

RESIDENCE means the place where you live ashore. IF YOU ARE AT SEA, answer the questions in this section for the place where you live ashore.

35. Where do you live at your PERMANENT DUTY STATION?

- Aboard ship in port
- Barracks/dorm (including BEQ or BOQ)
- Geographic bachelor's barracks
- Military family housing (on base)
- Military family housing (off base)
- Private Public Venture Housing
- Own my home (or pay mortgage), off base
- Rent housing, off base
- Other (*Please specify*)

[Return to previous page](#) [Clear this page](#) [Continue to next page](#)


Done Internet

Start Microsoft Word - 3-31-03.d... Residence - Microsof... Inbox - Microsoft Outlook 10:23 AM

Residence - Microsoft Internet Explorer

File Edit View Favorites Tools Help

Address https://www.nprst.navy.mil/QQLS/QQLS2.ASP?WCI=QOL_E2&G=317DD06A1FAC45DFA38BF111ACAA1941 Go

PROGRESS:  RESIDENCE (continued)

36. There may be several reasons why you decided to live where you do. Select ALL the reasons that apply from the below sections ("a" through "e").

a. Neighborhood Factors

- Quality of neighborhood
- Sense of community
- Sense of support for spouse/family
- Schools
- Commute convenience for service member
- Commute convenience for spouse/family member (e.g., spouse's job, children's school)
- Proximity to childcare
- Privacy
- Security
- Convenience of community services and amenities
- Desire to "get away from the military"

b. Economic Factors

- Utilities included in the rent
- Insufficient BAH
- Own a home already: Cannot afford to buy another one
- Own a home already: Waiting for it to sell
- Home ownership: An investment
- Home ownership: Plan to retire/separate
- Do not like to rent
- No adequate rental housing was available

c. Government Housing Benefits

- Short or no waiting list
- Government housing benefits (e.g., property maintenance, access to self-help)
- Other (Please specify)

d. Government Housing Barriers

- Currently waiting for government housing
- Waiting list for government housing too long
- Government housing not available
- Government housing not immediately available - did not want to move more than once

e. Quality Factors

- Larger housing
- Better quality
- Attractiveness of housing

[Return to previous page](#) [Clear this page](#) [Continue to next page](#)

Done Internet

Start Microsoft Word - 3-31-03.d... Residence - Microsof... Inbox - Microsoft Outlook 10:26 AM

Residence - Microsoft Internet Explorer

File Edit View Favorites Tools Help

Address https://www.nprst.navy.mil/QQLS/QQLS2.ASP?WCI=QOL_E3&G=8E904DB4E7F74444930C633EA80F24A

PROGRESS: RESIDENCE (continued)

37. How satisfied are you with various aspects of your current housing ashore?

	COMPLETELY SATISFIED	SATISFIED	SOMEWHAT SATISFIED	NEUTRAL	SOMEWHAT DISSATISFIED	DISSATISFIED	COMPLETELY DISSATISFIED	DOES NOT APPLY
a. The attractiveness of the exterior of your housing	<input type="radio"/>	<input type="radio"/>	<input type="radio"/>	<input type="radio"/>	<input type="radio"/>	<input type="radio"/>	<input type="radio"/>	
b. The floor plan of your housing	<input type="radio"/>	<input type="radio"/>	<input type="radio"/>	<input type="radio"/>	<input type="radio"/>	<input type="radio"/>	<input type="radio"/>	
c. The privacy of your housing	<input type="radio"/>	<input type="radio"/>	<input type="radio"/>	<input type="radio"/>	<input type="radio"/>	<input type="radio"/>	<input type="radio"/>	
d. The comfort of your housing (e.g., is it too hot, too cold, too noisy?)	<input type="radio"/>	<input type="radio"/>	<input type="radio"/>	<input type="radio"/>	<input type="radio"/>	<input type="radio"/>	<input type="radio"/>	
e. The condition of your housing (e.g., is it well maintained?)	<input type="radio"/>	<input type="radio"/>	<input type="radio"/>	<input type="radio"/>	<input type="radio"/>	<input type="radio"/>	<input type="radio"/>	
f. Quality of the building	<input type="radio"/>	<input type="radio"/>	<input type="radio"/>	<input type="radio"/>	<input type="radio"/>	<input type="radio"/>	<input type="radio"/>	
g. The number of appliances in your housing	<input type="radio"/>	<input type="radio"/>	<input type="radio"/>	<input type="radio"/>	<input type="radio"/>	<input type="radio"/>	<input type="radio"/>	
h. Quality of appliances (if provided by the government)	<input type="radio"/>	<input type="radio"/>	<input type="radio"/>	<input type="radio"/>	<input type="radio"/>	<input type="radio"/>	<input type="radio"/>	<input type="radio"/>
i. Quality of fixtures (faucets, light fixtures, shower heads)	<input type="radio"/>	<input type="radio"/>	<input type="radio"/>	<input type="radio"/>	<input type="radio"/>	<input type="radio"/>	<input type="radio"/>	
j. The amount of space in your housing	<input type="radio"/>	<input type="radio"/>	<input type="radio"/>	<input type="radio"/>	<input type="radio"/>	<input type="radio"/>	<input type="radio"/>	
k. The amount of storage in your housing (closets and other storage space)	<input type="radio"/>	<input type="radio"/>	<input type="radio"/>	<input type="radio"/>	<input type="radio"/>	<input type="radio"/>	<input type="radio"/>	
l. The number of bedrooms	<input type="radio"/>	<input type="radio"/>	<input type="radio"/>	<input type="radio"/>	<input type="radio"/>	<input type="radio"/>	<input type="radio"/>	
m. The cost of your housing	<input type="radio"/>	<input type="radio"/>	<input type="radio"/>	<input type="radio"/>	<input type="radio"/>	<input type="radio"/>	<input type="radio"/>	
n. Distance of housing from duty station	<input type="radio"/>	<input type="radio"/>	<input type="radio"/>	<input type="radio"/>	<input type="radio"/>	<input type="radio"/>	<input type="radio"/>	
o. Location of housing	<input type="radio"/>	<input type="radio"/>	<input type="radio"/>	<input type="radio"/>	<input type="radio"/>	<input type="radio"/>	<input type="radio"/>	

38. What impact does your residence have on your ability to perform your job?

Greatly increases job performance
 Increases job performance
 No effect on job performance
 Decreases job performance
 Greatly decreases job performance

39. What impact does your residence have on your desire to stay in the Navy?

Greatly increases desire to stay
 Increases desire to stay
 No effect on decision
 Decreases desire to stay
 Greatly decreases desire to stay

[Return to previous page](#)
[Clear this page](#)
[Continue to next page](#)

Done Internet

Start Microsoft Word - 3-31-03.d... Residence - Microsof... Inbox - Microsoft Outlook 10:54 AM

PROGRESS: **NEIGHBORHOOD**

If you are in bachelor quarters, NEIGHBORHOOD refers to the immediate area around your quarters.

40. How satisfied are you with the following aspects of your neighborhood at your permanent duty station?

	COMPLETELY SATISFIED	SATISFIED	SOMEWHAT SATISFIED	NEUTRAL	SOMEWHAT DISSATISFIED	DISSATISFIED	COMPLETELY DISSATISFIED	DOES NOT APPLY
a. The safety of your neighborhood	<input type="radio"/>	<input type="radio"/>	<input type="radio"/>	<input type="radio"/>	<input type="radio"/>	<input type="radio"/>	<input type="radio"/>	<input type="radio"/>
b. The public services in your neighborhood (e.g., trash collection, mail delivery, police protection)	<input type="radio"/>	<input type="radio"/>	<input type="radio"/>	<input type="radio"/>	<input type="radio"/>	<input type="radio"/>	<input type="radio"/>	<input type="radio"/>
c. The appearance of your neighborhood	<input type="radio"/>	<input type="radio"/>	<input type="radio"/>	<input type="radio"/>	<input type="radio"/>	<input type="radio"/>	<input type="radio"/>	<input type="radio"/>
d. The condition of other dwellings in the neighborhood	<input type="radio"/>	<input type="radio"/>	<input type="radio"/>	<input type="radio"/>	<input type="radio"/>	<input type="radio"/>	<input type="radio"/>	<input type="radio"/>
e. The friendliness of people living in your neighborhood	<input type="radio"/>	<input type="radio"/>	<input type="radio"/>	<input type="radio"/>	<input type="radio"/>	<input type="radio"/>	<input type="radio"/>	<input type="radio"/>
f. The transportation services in your neighborhood	<input type="radio"/>	<input type="radio"/>	<input type="radio"/>	<input type="radio"/>	<input type="radio"/>	<input type="radio"/>	<input type="radio"/>	<input type="radio"/>
g. The sense of community in your neighborhood	<input type="radio"/>	<input type="radio"/>	<input type="radio"/>	<input type="radio"/>	<input type="radio"/>	<input type="radio"/>	<input type="radio"/>	<input type="radio"/>
h. The availability of retail services in your neighborhood (e.g., groceries, dry cleaning)	<input type="radio"/>	<input type="radio"/>	<input type="radio"/>	<input type="radio"/>	<input type="radio"/>	<input type="radio"/>	<input type="radio"/>	<input type="radio"/>
i. The amount of time it takes you to get to work	<input type="radio"/>	<input type="radio"/>	<input type="radio"/>	<input type="radio"/>	<input type="radio"/>	<input type="radio"/>	<input type="radio"/>	<input type="radio"/>
j. The availability of recreational programs / facilities in your neighborhood	<input type="radio"/>	<input type="radio"/>	<input type="radio"/>	<input type="radio"/>	<input type="radio"/>	<input type="radio"/>	<input type="radio"/>	<input type="radio"/>
k. The availability of parking in your neighborhood	<input type="radio"/>	<input type="radio"/>	<input type="radio"/>	<input type="radio"/>	<input type="radio"/>	<input type="radio"/>	<input type="radio"/>	<input type="radio"/>
l. The quality of schools in your neighborhood	<input type="radio"/>	<input type="radio"/>	<input type="radio"/>	<input type="radio"/>	<input type="radio"/>	<input type="radio"/>	<input type="radio"/>	<input type="radio"/>

41. What impact does your neighborhood have on your ability to perform your job?

- Greatly increases job performance
- Increases job performance
- No effect on job performance
- Decreases job performance
- Greatly decreases job performance

42. What impact does your neighborhood have on your desire to stay in the Navy?

- Greatly increases desire to stay
- Increases desire to stay
- No effect on decision
- Decreases desire to stay
- Greatly decreases desire to stay

[Return to previous page](#)

[Clear this page](#)

[Continue to next page](#)

Leisure and Recreation - Microsoft Internet Explorer

File Edit View Favorites Tools Help

Address https://www.nprst.navy.mil/QQLS/QQLS2.ASP?WCI=QOL_G1&G=0CF60A0051AE416FBACE67494EB91FF1

PROGRESS: ██████████ LEISURE AND RECREATION

43. How satisfied are you with the following aspects of your leisure and recreational activities provided by the Navy?

	COMPLETELY SATISFIED	SATISFIED	SOMEWHAT SATISFIED	NEUTRAL	SOMEWHAT DISSATISFIED	DISSATISFIED	COMPLETELY DISSATISFIED	DOES NOT APPLY
a. The variety of leisure activities	<input type="radio"/>	<input type="radio"/>	<input type="radio"/>	<input type="radio"/>	<input type="radio"/>	<input type="radio"/>	<input type="radio"/>	<input type="radio"/>
b. The cost of leisure activities	<input type="radio"/>	<input type="radio"/>	<input type="radio"/>	<input type="radio"/>	<input type="radio"/>	<input type="radio"/>	<input type="radio"/>	<input type="radio"/>
c. The facilities provided for leisure activities you enjoy	<input type="radio"/>	<input type="radio"/>	<input type="radio"/>	<input type="radio"/>	<input type="radio"/>	<input type="radio"/>	<input type="radio"/>	<input type="radio"/>
d. The equipment provided for leisure activities you enjoy	<input type="radio"/>	<input type="radio"/>	<input type="radio"/>	<input type="radio"/>	<input type="radio"/>	<input type="radio"/>	<input type="radio"/>	<input type="radio"/>
e. The amount of leisure time you have	<input type="radio"/>	<input type="radio"/>	<input type="radio"/>	<input type="radio"/>	<input type="radio"/>	<input type="radio"/>	<input type="radio"/>	<input type="radio"/>
f. The quality of leisure activities for your children	<input type="radio"/>	<input type="radio"/>	<input type="radio"/>	<input type="radio"/>	<input type="radio"/>	<input type="radio"/>	<input type="radio"/>	<input type="radio"/>
g. The availability of leisure activities for your children	<input type="radio"/>	<input type="radio"/>	<input type="radio"/>	<input type="radio"/>	<input type="radio"/>	<input type="radio"/>	<input type="radio"/>	<input type="radio"/>
h. The variety of leisure activities for your children	<input type="radio"/>	<input type="radio"/>	<input type="radio"/>	<input type="radio"/>	<input type="radio"/>	<input type="radio"/>	<input type="radio"/>	<input type="radio"/>

44. What impact do leisure and recreation activities have on your ability to perform your job?

- Greatly increase job performance
- Increase job performance
- No effect on job performance
- Decrease job performance
- Greatly decrease job performance

45. What impact do leisure and recreation activities have on your desire to stay in the Navy?

- Greatly increase desire to stay
- Increase desire to stay
- No effect on decision
- Decrease desire to stay
- Greatly decrease desire to stay

Return to previous page Clear this page Continue to next page

Done Internet

Start Microsoft Word - 3-31-03.d... Leisure and Recreat... Inbox - Microsoft Outlook 1:50 PM

PROGRESS: ██████████ RELATIONSHIPS

Navy leadership recognizes that Navy life can present a challenge to maintaining a quality relationship with others such as friends, relatives, spouses/intimate others, and children. Your feedback will help Navy leaders better understand these challenges and make changes in these areas when possible.

FRIENDS AND FRIENDSHIPS

46. Are your close friends mostly: *Mark ALL that apply.*

- Fellow Sailors at this location?
- Sailors who are stationed at other locations?
- Civilians in this area?
- Civilians "back home" or elsewhere?
- Members of other military services?
- Other? (Please specify)

47. How satisfied are you with the following aspects of your friendships?

	COMPLETELY SATISFIED	SATISFIED	SOMEWHAT SATISFIED	NEUTRAL	SOMEWHAT DISSATISFIED	DISSATISFIED	COMPLETELY DISSATISFIED
a. The amount of time you socialize with your close friends	<input type="radio"/>	<input type="radio"/>	<input type="radio"/>	<input type="radio"/>	<input type="radio"/>	<input type="radio"/>	<input type="radio"/>
b. The support and encouragement you receive from your close friends	<input type="radio"/>	<input type="radio"/>	<input type="radio"/>	<input type="radio"/>	<input type="radio"/>	<input type="radio"/>	<input type="radio"/>
c. The opportunities you have to make new friends	<input type="radio"/>	<input type="radio"/>	<input type="radio"/>	<input type="radio"/>	<input type="radio"/>	<input type="radio"/>	<input type="radio"/>
d. Your ability to maintain your close friendships	<input type="radio"/>	<input type="radio"/>	<input type="radio"/>	<input type="radio"/>	<input type="radio"/>	<input type="radio"/>	<input type="radio"/>

48. What impact do your friendships have on your ability to perform your job?

- Greatly increase job performance
- Increase job performance
- No effect on job performance
- Decrease job performance
- Greatly decrease job performance

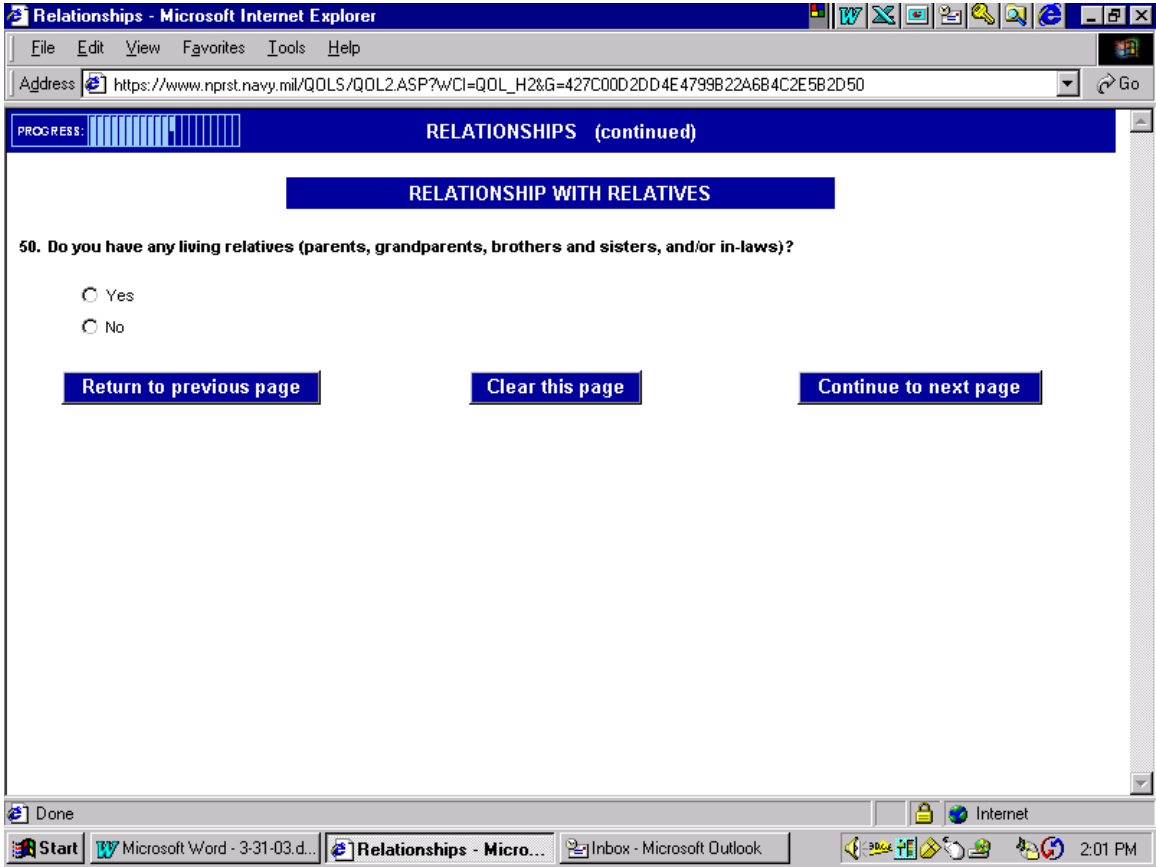
49. What impact do your friendships have on your desire to stay in the Navy?

- Greatly increase desire to stay
- Increase desire to stay
- No effect on decision
- Decrease desire to stay
- Greatly decrease desire to stay

[Return to previous page](#)

[Clear this page](#)

[Continue to next page](#)



PROGRESS: ██████████ RELATIONSHIPS (continued)

RELATIONSHIP WITH RELATIVES (continued)

51. How satisfied are you with the amount of time you spend with the relatives listed below?

	COMPLETELY SATISFIED	SATISFIED	SOMEWHAT SATISFIED	NEUTRAL	SOMEWHAT DISSATISFIED	DISSATISFIED	COMPLETELY DISSATISFIED	DOES NOT APPLY
a. Parent(s)	<input type="radio"/>	<input type="radio"/>	<input type="radio"/>	<input type="radio"/>	<input type="radio"/>	<input type="radio"/>	<input type="radio"/>	<input type="radio"/>
b. Grandparent(s)	<input type="radio"/>	<input type="radio"/>	<input type="radio"/>	<input type="radio"/>	<input type="radio"/>	<input type="radio"/>	<input type="radio"/>	<input type="radio"/>
c. Brother(s) / Sister(s)	<input type="radio"/>	<input type="radio"/>	<input type="radio"/>	<input type="radio"/>	<input type="radio"/>	<input type="radio"/>	<input type="radio"/>	<input type="radio"/>
d. In-laws	<input type="radio"/>	<input type="radio"/>	<input type="radio"/>	<input type="radio"/>	<input type="radio"/>	<input type="radio"/>	<input type="radio"/>	<input type="radio"/>
e. Other close relatives	<input type="radio"/>	<input type="radio"/>	<input type="radio"/>	<input type="radio"/>	<input type="radio"/>	<input type="radio"/>	<input type="radio"/>	<input type="radio"/>

52. How satisfied are you with the following aspects of your relationship with your relatives?

	COMPLETELY SATISFIED	SATISFIED	SOMEWHAT SATISFIED	NEUTRAL	SOMEWHAT DISSATISFIED	DISSATISFIED	COMPLETELY DISSATISFIED
a. The amount of contact you have with your relatives	<input type="radio"/>	<input type="radio"/>	<input type="radio"/>	<input type="radio"/>	<input type="radio"/>	<input type="radio"/>	<input type="radio"/>
b. How well you and your relatives get along with each other	<input type="radio"/>	<input type="radio"/>	<input type="radio"/>	<input type="radio"/>	<input type="radio"/>	<input type="radio"/>	<input type="radio"/>
c. Your relatives' support of your military career	<input type="radio"/>	<input type="radio"/>	<input type="radio"/>	<input type="radio"/>	<input type="radio"/>	<input type="radio"/>	<input type="radio"/>
d. Your relatives' respect for your independence	<input type="radio"/>	<input type="radio"/>	<input type="radio"/>	<input type="radio"/>	<input type="radio"/>	<input type="radio"/>	<input type="radio"/>
e. The ease with which you can visit your relatives	<input type="radio"/>	<input type="radio"/>	<input type="radio"/>	<input type="radio"/>	<input type="radio"/>	<input type="radio"/>	<input type="radio"/>

53. What impact does your relationship with your relatives have on your ability to perform your job?

- Greatly increases job performance
- Increases job performance
- No effect on job performance
- Decreases job performance
- Greatly decreases job performance

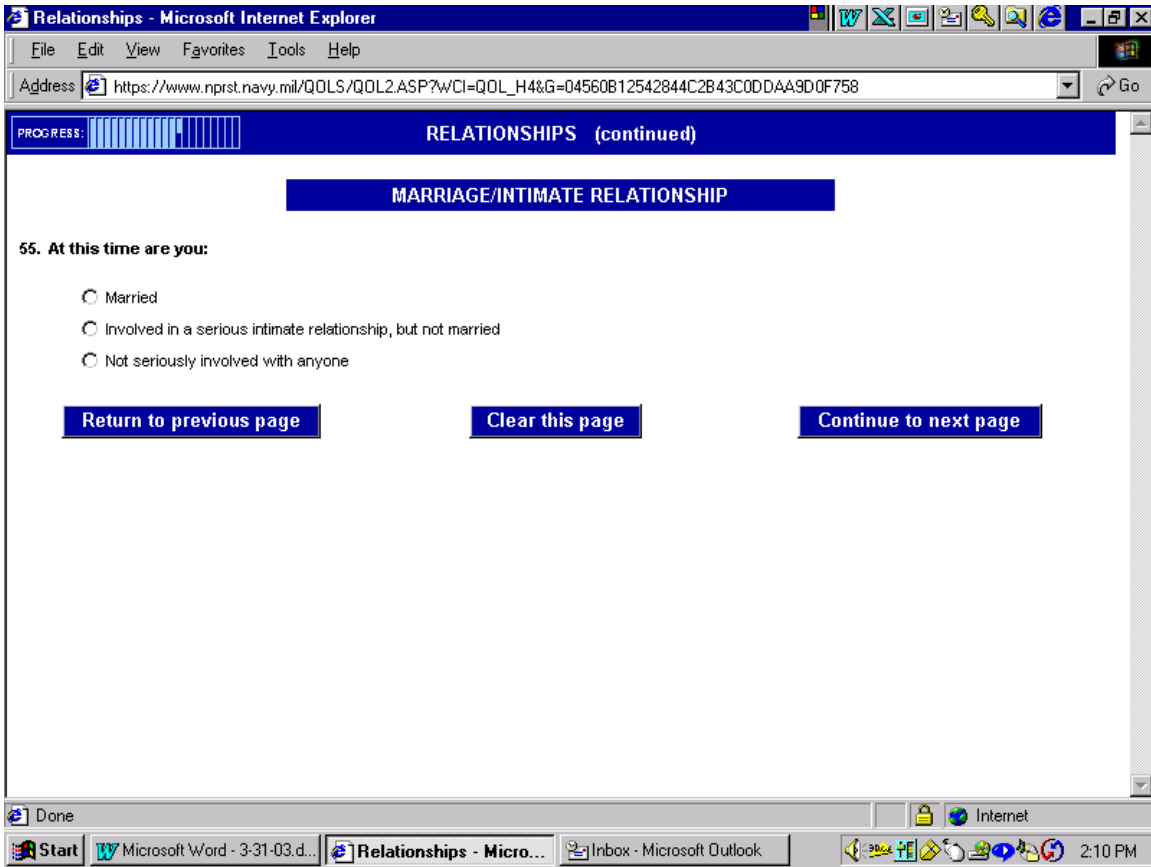
54. What impact does your relationship with your relatives have on your desire to stay in the Navy?

- Greatly increases desire to stay
- Increases desire to stay
- No effect on decision
- Decreases desire to stay
- Greatly decreases desire to stay

[Return to previous page](#)

[Clear this page](#)

[Continue to next page](#)



Relationships - Microsoft Internet Explorer

File Edit View Favorites Tools Help

Address https://www.nprst.navy.mil/QQLS/QQL2.ASP?wCl=QOL_H5&G=B2A1497FBE524E8B8C3C6EC763C2F87C Go

PROGRESS: RELATIONSHIPS (continued)

MARRIAGE/INTIMATE RELATIONSHIP (continued)

56. How satisfied are you with the following aspects of your marriage/intimate relationship?

	COMPLETELY SATISFIED	SATISFIED	SOMEWHAT SATISFIED	NEUTRAL	SOMEWHAT DISSATISFIED	DISSATISFIED	COMPLETELY DISSATISFIED	DOES NOT APPLY
a. The love and understanding you receive in your relationship	<input type="radio"/>	<input type="radio"/>	<input type="radio"/>	<input type="radio"/>	<input type="radio"/>	<input type="radio"/>	<input type="radio"/>	<input type="radio"/>
b. The communication within the relationship	<input type="radio"/>	<input type="radio"/>	<input type="radio"/>	<input type="radio"/>	<input type="radio"/>	<input type="radio"/>	<input type="radio"/>	<input type="radio"/>
c. The way conflicts are resolved with your partner	<input type="radio"/>	<input type="radio"/>	<input type="radio"/>	<input type="radio"/>	<input type="radio"/>	<input type="radio"/>	<input type="radio"/>	<input type="radio"/>
d. Your partner's support of your military career	<input type="radio"/>	<input type="radio"/>	<input type="radio"/>	<input type="radio"/>	<input type="radio"/>	<input type="radio"/>	<input type="radio"/>	<input type="radio"/>
e. The compatibility of interests between you and your partner	<input type="radio"/>	<input type="radio"/>	<input type="radio"/>	<input type="radio"/>	<input type="radio"/>	<input type="radio"/>	<input type="radio"/>	<input type="radio"/>
f. The level of respect in the relationship	<input type="radio"/>	<input type="radio"/>	<input type="radio"/>	<input type="radio"/>	<input type="radio"/>	<input type="radio"/>	<input type="radio"/>	<input type="radio"/>
g. The physical aspect of your relationship	<input type="radio"/>	<input type="radio"/>	<input type="radio"/>	<input type="radio"/>	<input type="radio"/>	<input type="radio"/>	<input type="radio"/>	<input type="radio"/>
h. The time away from home	<input type="radio"/>	<input type="radio"/>	<input type="radio"/>	<input type="radio"/>	<input type="radio"/>	<input type="radio"/>	<input type="radio"/>	<input type="radio"/>

57. What impact does your marriage/intimate relationship have on your ability to perform your job?

- Greatly increases job performance
- Increases job performance
- No effect on job performance
- Decreases job performance
- Greatly decreases job performance

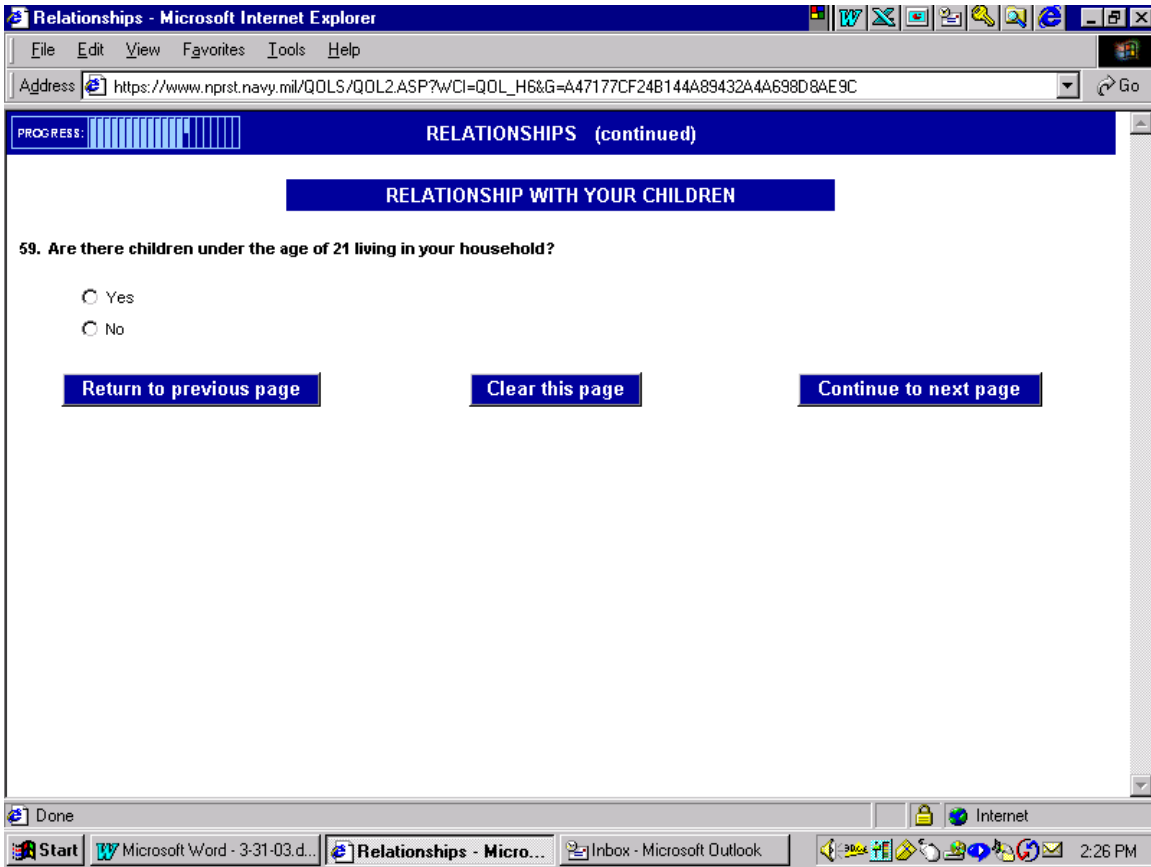
58. What impact does your marriage/intimate relationship have on your desire to stay in the Navy?

- Greatly increases desire to stay
- Increases desire to stay
- No effect on decision
- Decreases desire to stay
- Greatly decreases desire to stay

Return to previous page Clear this page Continue to next page

Done Internet

Start Microsoft Word - 3-31-03.d... Relationships - Micro... Inbox - Microsoft Outlook 2:24 PM



Relationships - Microsoft Internet Explorer

File Edit View Favorites Tools Help

Address https://www.nprst.navy.mil/QQLS/QQL2.ASP?wCl=QOL_H7&G=437AF7F59A2249D293495A7E89DDEF29 Go

PROGRESS: RELATIONSHIPS (continued)

RELATIONSHIP WITH YOUR CHILDREN (continued)

60. How many children in each of the following age groups live in your household?

	ONE	TWO	THREE OR MORE
a. Under 1 year	<input type="radio"/>	<input type="radio"/>	<input type="radio"/>
b. 1 to 4 years 11 months	<input type="radio"/>	<input type="radio"/>	<input type="radio"/>
c. 5 to 11 years 11 months	<input type="radio"/>	<input type="radio"/>	<input type="radio"/>
d. 12 to 14 years 11 months	<input type="radio"/>	<input type="radio"/>	<input type="radio"/>
e. 15 to 18 years 11 months	<input type="radio"/>	<input type="radio"/>	<input type="radio"/>
f. 19 to 20 years 11 months	<input type="radio"/>	<input type="radio"/>	<input type="radio"/>

61. How satisfied are you with the following aspects of your relationship with your children?

	COMPLETELY SATISFIED	SATISFIED	SOMEWHAT SATISFIED	NEUTRAL	SOMEWHAT DISSATISFIED	DISSATISFIED	COMPLETELY DISSATISFIED
a. The amount of time you have with your children	<input type="radio"/>	<input type="radio"/>	<input type="radio"/>	<input type="radio"/>	<input type="radio"/>	<input type="radio"/>	<input type="radio"/>
b. The quality of time you spend with your children	<input type="radio"/>	<input type="radio"/>	<input type="radio"/>	<input type="radio"/>	<input type="radio"/>	<input type="radio"/>	<input type="radio"/>
c. The love and understanding between you and your children	<input type="radio"/>	<input type="radio"/>	<input type="radio"/>	<input type="radio"/>	<input type="radio"/>	<input type="radio"/>	<input type="radio"/>
d. The time away from home	<input type="radio"/>	<input type="radio"/>	<input type="radio"/>	<input type="radio"/>	<input type="radio"/>	<input type="radio"/>	<input type="radio"/>
e. The care and attention your children receive while you are at work	<input type="radio"/>	<input type="radio"/>	<input type="radio"/>	<input type="radio"/>	<input type="radio"/>	<input type="radio"/>	<input type="radio"/>
f. The educational value of your children's activities	<input type="radio"/>	<input type="radio"/>	<input type="radio"/>	<input type="radio"/>	<input type="radio"/>	<input type="radio"/>	<input type="radio"/>
g. The level of respect between you and your children	<input type="radio"/>	<input type="radio"/>	<input type="radio"/>	<input type="radio"/>	<input type="radio"/>	<input type="radio"/>	<input type="radio"/>
h. The way conflicts are resolved with your children	<input type="radio"/>	<input type="radio"/>	<input type="radio"/>	<input type="radio"/>	<input type="radio"/>	<input type="radio"/>	<input type="radio"/>
i. How well your children act when you tell them to do something	<input type="radio"/>	<input type="radio"/>	<input type="radio"/>	<input type="radio"/>	<input type="radio"/>	<input type="radio"/>	<input type="radio"/>

62. What impact does your relationship with your children have on your ability to perform your job?

- Greatly increases job performance
- Increases job performance
- No effect on job performance
- Decreases job performance
- Greatly decreases job performance

63. What impact does your relationship with your children have on your desire to stay in the Navy?

- Greatly increases desire to stay
- Increases desire to stay
- No effect on decision
- Decreases desire to stay
- Greatly decreases desire to stay

Return to previous page Clear this page Continue to next page

Done Internet

Start Microsoft Word - 3-31-03.d... Relationships - Micro... Inbox - Microsoft Outlook 2:32 PM

Personal Development - Microsoft Internet Explorer

File Edit View Favorites Tools Help

Address https://www.nprst.navy.mil/QQLS/QQL2.ASP?WCI=QOL_11&G=67D870C428E642BF8CC8045649299B5C Go

PROGRESS: PERSONAL DEVELOPMENT

64. What is the highest level of education you received while in the Navy?

- None
- Alternate degree/GED/homestudy/Adult-school certification
- Completed vocational training
- High School diploma/graduate
- Some college, no degree
- Associate's degree or other 2-year degree
- Bachelor's degree (B.A. or B.S.)
- Some graduate school courses
- Master's degree (M.A., M.S., M.B.A., etc.)
- Doctoral/professional degree (J.D., Ph.D., M.D., etc.)

65. How much do you AGREE or DISAGREE with the following statements regarding Navy training/education?

	COMPLETELY AGREE	AGREE	SOMEWHAT AGREE	NEUTRAL	SOMEWHAT DISAGREE	DISAGREE	COMPLETELY DISAGREE
a. I have access to adequate military technical training	<input type="radio"/>	<input type="radio"/>	<input type="radio"/>	<input type="radio"/>	<input type="radio"/>	<input type="radio"/>	<input type="radio"/>
b. I have access to adequate general military training / education	<input type="radio"/>	<input type="radio"/>	<input type="radio"/>	<input type="radio"/>	<input type="radio"/>	<input type="radio"/>	<input type="radio"/>
c. I have access to training opportunities to upgrade my military skills and qualifications	<input type="radio"/>	<input type="radio"/>	<input type="radio"/>	<input type="radio"/>	<input type="radio"/>	<input type="radio"/>	<input type="radio"/>
d. I am satisfied with the amount of time I am given to upgrade my skills	<input type="radio"/>	<input type="radio"/>	<input type="radio"/>	<input type="radio"/>	<input type="radio"/>	<input type="radio"/>	<input type="radio"/>
e. Navy training / education has prepared me well for my current job	<input type="radio"/>	<input type="radio"/>	<input type="radio"/>	<input type="radio"/>	<input type="radio"/>	<input type="radio"/>	<input type="radio"/>
f. Navy training / education has prepared the members of my workgroup / squadron to do their current jobs well	<input type="radio"/>	<input type="radio"/>	<input type="radio"/>	<input type="radio"/>	<input type="radio"/>	<input type="radio"/>	<input type="radio"/>

[Return to previous page](#)
[Clear this page](#)
[Continue to next page](#)

Done Internet

Start Microsoft Word - 3-31-03.d... Personal Developmen... Inbox - Microsoft Outlook 2:35 PM

Personal Development - Microsoft Internet Explorer

File Edit View Favorites Tools Help

Address https://www.nprst.navy.mil/QQLS/QQL2.ASP?wci=QOL_I2&G=F907714985FB45AA832C1618115D5041 Go

PROGRESS: PERSONAL DEVELOPMENT (continued)

66. How satisfied are you with the progress you have made regarding the following aspects of your personal development?

	COMPLETELY SATISFIED	SATISFIED	SOMEWHAT SATISFIED	NEUTRAL	SOMEWHAT DISSATISFIED	DISSATISFIED	COMPLETELY DISSATISFIED
a. Ability to get along with others	<input type="radio"/>	<input type="radio"/>	<input type="radio"/>	<input type="radio"/>	<input type="radio"/>	<input type="radio"/>	<input type="radio"/>
b. Ability to solve problems	<input type="radio"/>	<input type="radio"/>	<input type="radio"/>	<input type="radio"/>	<input type="radio"/>	<input type="radio"/>	<input type="radio"/>
c. Ability to make good decisions	<input type="radio"/>	<input type="radio"/>	<input type="radio"/>	<input type="radio"/>	<input type="radio"/>	<input type="radio"/>	<input type="radio"/>
d. Intellectual growth	<input type="radio"/>	<input type="radio"/>	<input type="radio"/>	<input type="radio"/>	<input type="radio"/>	<input type="radio"/>	<input type="radio"/>
e. Physical appearance	<input type="radio"/>	<input type="radio"/>	<input type="radio"/>	<input type="radio"/>	<input type="radio"/>	<input type="radio"/>	<input type="radio"/>
f. Your educational goals	<input type="radio"/>	<input type="radio"/>	<input type="radio"/>	<input type="radio"/>	<input type="radio"/>	<input type="radio"/>	<input type="radio"/>
g. General competence	<input type="radio"/>	<input type="radio"/>	<input type="radio"/>	<input type="radio"/>	<input type="radio"/>	<input type="radio"/>	<input type="radio"/>
h. Self-discipline	<input type="radio"/>	<input type="radio"/>	<input type="radio"/>	<input type="radio"/>	<input type="radio"/>	<input type="radio"/>	<input type="radio"/>
i. Your personal goals	<input type="radio"/>	<input type="radio"/>	<input type="radio"/>	<input type="radio"/>	<input type="radio"/>	<input type="radio"/>	<input type="radio"/>

67. What impact does your personal development have on your ability to perform your job?

- Greatly increases job performance
- Increases job performance
- No effect on job performance

68. What impact does your personal development have on your desire to stay in the Navy?

- Greatly increases desire to stay
- Increases desire to stay
- No effect on decision
- Decreases desire to stay
- Greatly decreases desire to stay

Return to previous page Clear this page Continue to next page

Done Internet

Start Inbox - Microsoft Outlook Microsoft Word - 4-3-03.doc Personal Developmen... 9:58 AM

Standard of Living/Income - Microsoft Internet Explorer

File Edit View Favorites Tools Help

Address https://www.nprst.navy.mil/QQLS/QQL2.ASP?WCI=QOL_J1&G=205DB42834FD4FE19DAD517CE871DA69 Go

PROGRESS:

STANDARD OF LIVING/INCOME

The following questions ask about your financial status. The results will be presented in a manner that ensures that you cannot be identified. The information from these questions and other sources will be used to evaluate current pay and benefit policies and programs.

69. How satisfied are you with the following aspects of your financial situation?

	COMPLETELY SATISFIED	SATISFIED	SOMEWHAT SATISFIED	NEUTRAL	SOMEWHAT DISSATISFIED	DISSATISFIED	COMPLETELY DISSATISFIED
a. Money available for essentials	<input type="radio"/>	<input type="radio"/>	<input type="radio"/>	<input type="radio"/>	<input type="radio"/>	<input type="radio"/>	<input type="radio"/>
b. Money available for extras	<input type="radio"/>	<input type="radio"/>	<input type="radio"/>	<input type="radio"/>	<input type="radio"/>	<input type="radio"/>	<input type="radio"/>
c. Money available for savings	<input type="radio"/>	<input type="radio"/>	<input type="radio"/>	<input type="radio"/>	<input type="radio"/>	<input type="radio"/>	<input type="radio"/>
d. Money available for investments	<input type="radio"/>	<input type="radio"/>	<input type="radio"/>	<input type="radio"/>	<input type="radio"/>	<input type="radio"/>	<input type="radio"/>

70. Which of the following best describes your own or your family's financial situation at this time?

- Very comfortable and secure
- Able to make ends meet without much difficulty
- Occasionally have some difficulty making ends meet
- Tough to make ends meet but keeping my/our head above water
- In over my/our head

71. What percent of your total family income is provided by each of the following sources?

	0%	1 - 20%	21 - 40%	41 - 60%	61 - 80%	81 - 100%
a. Your Navy job	<input type="radio"/>	<input type="radio"/>	<input type="radio"/>	<input type="radio"/>	<input type="radio"/>	<input type="radio"/>
b. Civilian 2nd job	<input type="radio"/>	<input type="radio"/>	<input type="radio"/>	<input type="radio"/>	<input type="radio"/>	<input type="radio"/>
c. Spouse income	<input type="radio"/>	<input type="radio"/>	<input type="radio"/>	<input type="radio"/>	<input type="radio"/>	<input type="radio"/>
d. Return on financial investments	<input type="radio"/>	<input type="radio"/>	<input type="radio"/>	<input type="radio"/>	<input type="radio"/>	<input type="radio"/>
e. Other financial assistance (child support, Medicaid, etc.)	<input type="radio"/>	<input type="radio"/>	<input type="radio"/>	<input type="radio"/>	<input type="radio"/>	<input type="radio"/>

72. Currently, how much do you (and your spouse) owe on PERSONAL UNSECURED debt?

Include: credit cards, debt consolidation loans, AAFES, NEXCOM, student and personal loans

Exclude: mortgage loans, car loans, boat loans, etc.

- None
- Less than \$1,000
- \$1,000 - \$4,999
- \$5,000 to \$9,999
- \$10,000 to \$24,999
- \$25,000 to \$49,999
- \$50,000 to \$74,999
- \$75,000 or more

Return to previous page

Clear this page

Continue to next page


Done Internet

Start Microsoft Word - 3-31-03.d... Standard of Living/In... Inbox - Microsoft Outlook 2:48 PM

Standard of Living/Income - Microsoft Internet Explorer

File Edit View Favorites Tools Help

Address https://www.nprst.navy.mil/QQLS/QQL2.ASP?wCl=QOL_J2&G=F4DC5D5F24304759BC9DF82F0D890075 Go

PROGRESS:  STANDARD OF LIVING/INCOME (continued)

73. Currently, how much do you (and your spouse) owe on PERSONAL SECURED debt?

Include: long-term lines of credit associated with property (home mortgage, car/boat loans, etc.)

None

Less than \$10,000

\$10,000 to \$24,999

\$25,000 to \$49,999

\$50,000 to \$74,999

\$75,000 to \$99,999

\$100,000 to \$124,999

\$125,000 to \$149,999

\$150,000 or more

74. Have any of the following things happened to you during the last year? Mark ALL that apply.

Indebtedness letter to your command

Repossession of something purchased

Bankruptcy

Crisis loan from military relief organization

Trouble over paying child support payments

None of the above

75. What impact does your standard of living/income have on your ability to perform your job?

Greatly increases job performance

Increases job performance

No effect on job performance

Decreases job performance

Greatly decreases job performance

76. What impact does your standard of living/income have on your desire to stay in the Navy?

Greatly increases desire to stay

Increases desire to stay

No effect on decision

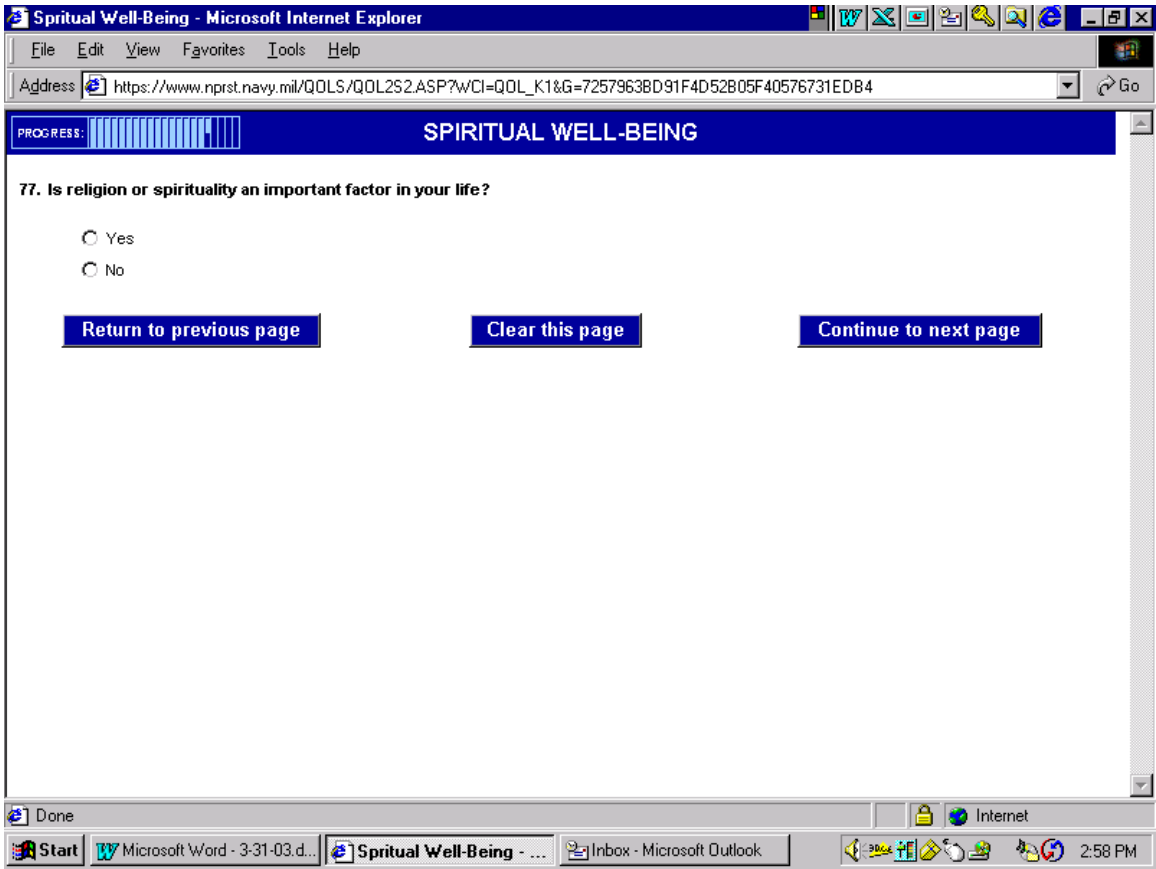
Decreases desire to stay

Greatly decreases desire to stay

[Return to previous page](#) [Clear this page](#) [Continue to next page](#)

Done Internet


Start Microsoft Word - 3-31-03.d... Standard of Living/In... Inbox - Microsoft Outlook 2:57 PM



Spiritual Well-Being - Microsoft Internet Explorer

File Edit View Favorites Tools Help

Address https://www.nprst.navy.mil/QQLS/QQL2S2.ASP?WCI=QQL_K2&G=8727D1A8&E5C49E998B47FDE7577FA05 Go

PROGRESS:  SPIRITUAL WELL-BEING (continued)

78. How much do you AGREE or DISAGREE with the following statements?

	COMPLETELY AGREE	AGREE	SOMEWHAT AGREE	NEUTRAL	SOMEWHAT DISAGREE	DISAGREE	COMPLETELY DISAGREE
a. My life has meaning and purpose	<input type="radio"/>	<input type="radio"/>	<input type="radio"/>	<input type="radio"/>	<input type="radio"/>	<input type="radio"/>	<input type="radio"/>
b. I am a spiritually minded person	<input type="radio"/>	<input type="radio"/>	<input type="radio"/>	<input type="radio"/>	<input type="radio"/>	<input type="radio"/>	<input type="radio"/>
c. Participating in a faith community is important to me	<input type="radio"/>	<input type="radio"/>	<input type="radio"/>	<input type="radio"/>	<input type="radio"/>	<input type="radio"/>	<input type="radio"/>
d. Prayer, or meditation, or reflection is important to me	<input type="radio"/>	<input type="radio"/>	<input type="radio"/>	<input type="radio"/>	<input type="radio"/>	<input type="radio"/>	<input type="radio"/>
e. I am a spiritually fit person	<input type="radio"/>	<input type="radio"/>	<input type="radio"/>	<input type="radio"/>	<input type="radio"/>	<input type="radio"/>	<input type="radio"/>
f. I have hope because of my faith	<input type="radio"/>	<input type="radio"/>	<input type="radio"/>	<input type="radio"/>	<input type="radio"/>	<input type="radio"/>	<input type="radio"/>
g. Spiritually speaking, I am never alone	<input type="radio"/>	<input type="radio"/>	<input type="radio"/>	<input type="radio"/>	<input type="radio"/>	<input type="radio"/>	<input type="radio"/>
h. My spirituality helps me cope with stress	<input type="radio"/>	<input type="radio"/>	<input type="radio"/>	<input type="radio"/>	<input type="radio"/>	<input type="radio"/>	<input type="radio"/>
i. Feeling accepted by God/my higher power is important for me	<input type="radio"/>	<input type="radio"/>	<input type="radio"/>	<input type="radio"/>	<input type="radio"/>	<input type="radio"/>	<input type="radio"/>
j. I feel in touch with or connected with people and the world around me	<input type="radio"/>	<input type="radio"/>	<input type="radio"/>	<input type="radio"/>	<input type="radio"/>	<input type="radio"/>	<input type="radio"/>
k. My spiritual well being is up to me	<input type="radio"/>	<input type="radio"/>	<input type="radio"/>	<input type="radio"/>	<input type="radio"/>	<input type="radio"/>	<input type="radio"/>
l. I am able to meet my spiritual needs in the Navy	<input type="radio"/>	<input type="radio"/>	<input type="radio"/>	<input type="radio"/>	<input type="radio"/>	<input type="radio"/>	<input type="radio"/>

79. What impact does your spiritual well-being have on your ability to perform your job?

- Greatly increases job performance
- Increases job performance
- No effect on job performance
- Decreases job performance
- Greatly decreases job performance

80. What impact does your spiritual well-being have on your desire to stay in the Navy?

- Greatly increases desire to stay
- Increases desire to stay
- No effect on decision
- Decreases desire to stay
- Greatly decreases desire to stay

Return to previous page Clear this page Continue to next page


Done Internet

Start Microsoft Word - 3-31-03.d... Spiritual Well-Being - ... Inbox - Microsoft Outlook 3:01 PM

Life as a Whole - Microsoft Internet Explorer

File Edit View Favorites Tools Help

Address https://www.nprst.navy.mil/QQLS/QQL2S2.ASP?WCI=QOL_L1&G=4BCB315B427B4FA39FCE1E2057B58C5C Go

PROGRESS:  LIFE AS A WHOLE

81. How satisfied are you with your life overall?

- Completely satisfied
- Satisfied
- Somewhat satisfied
- Neither satisfied nor dissatisfied
- Somewhat dissatisfied
- Dissatisfied
- Completely dissatisfied

82. How satisfied are you with the military way of life?

- Completely satisfied
- Satisfied
- Somewhat satisfied
- Neither satisfied nor dissatisfied
- Somewhat dissatisfied
- Dissatisfied
- Completely dissatisfied

83. How do you feel about your life at the present time?

- Very optimistic
- Optimistic
- Neither optimistic nor pessimistic
- Pessimistic
- Very pessimistic

84. What impact does your quality of life in the Navy have on your ability to perform your job?

- Greatly increases job performance
- Increases job performance
- No effect on job performance
- Decreases job performance
- Greatly decreases job performance

85. What impact does your quality of life in the Navy have on your desire to stay in the Navy?

- Greatly increases desire to stay
- Increases desire to stay
- No effect on decision
- Decreases desire to stay
- Greatly decreases desire to stay

[Return to previous page](#) [Clear this page](#) [Continue to next page](#)

Done Internet

Start Microsoft Word - 3-31-03.d... Life as a Whole - Mic... Inbox - Microsoft Outlook 3:23 PM

Overall Satisfaction - Microsoft Internet Explorer

File Edit View Favorites Tools Help

Address https://www.nprst.navy.mil/QQLS/QQL2S2.ASP?WCI=QQL_M1&G=69D5C40A2A354A399980ED9835A71BA9 Go

PROGRESS:

OVERALL SATISFACTION WITH LIFE EXPERIENCES

86. You have been asked about your experiences in critical areas of Navy life such as your Residence, Shipboard Life, and your Military Job. How satisfied are you OVERALL in each of these areas?

	COMPLETELY SATISFIED	SATISFIED	SOME/HAT SATISFIED	NEUTRAL	SOME/HAT DISSATISFIED	DISSATISFIED	COMPLETELY DISSATISFIED	DOES NOT APPLY
a. Career Development	<input type="radio"/>	<input type="radio"/>	<input type="radio"/>	<input type="radio"/>	<input type="radio"/>	<input type="radio"/>	<input type="radio"/>	<input type="radio"/>
b. Your Current Job	<input type="radio"/>	<input type="radio"/>	<input type="radio"/>	<input type="radio"/>	<input type="radio"/>	<input type="radio"/>	<input type="radio"/>	<input type="radio"/>
c. Shipboard Life	<input type="radio"/>	<input type="radio"/>	<input type="radio"/>	<input type="radio"/>	<input type="radio"/>	<input type="radio"/>	<input type="radio"/>	<input type="radio"/>
d. Personal Health	<input type="radio"/>	<input type="radio"/>	<input type="radio"/>	<input type="radio"/>	<input type="radio"/>	<input type="radio"/>	<input type="radio"/>	<input type="radio"/>
e. Preparedness to Do Your Job	<input type="radio"/>	<input type="radio"/>	<input type="radio"/>	<input type="radio"/>	<input type="radio"/>	<input type="radio"/>	<input type="radio"/>	<input type="radio"/>
f. Residence	<input type="radio"/>	<input type="radio"/>	<input type="radio"/>	<input type="radio"/>	<input type="radio"/>	<input type="radio"/>	<input type="radio"/>	<input type="radio"/>
g. Neighborhood	<input type="radio"/>	<input type="radio"/>	<input type="radio"/>	<input type="radio"/>	<input type="radio"/>	<input type="radio"/>	<input type="radio"/>	<input type="radio"/>
h. Leisure & Recreation	<input type="radio"/>	<input type="radio"/>	<input type="radio"/>	<input type="radio"/>	<input type="radio"/>	<input type="radio"/>	<input type="radio"/>	<input type="radio"/>
i. Friends & Friendships	<input type="radio"/>	<input type="radio"/>	<input type="radio"/>	<input type="radio"/>	<input type="radio"/>	<input type="radio"/>	<input type="radio"/>	<input type="radio"/>
j. Relationships with Relatives	<input type="radio"/>	<input type="radio"/>	<input type="radio"/>	<input type="radio"/>	<input type="radio"/>	<input type="radio"/>	<input type="radio"/>	<input type="radio"/>
k. Marriage / Intimate Relationship	<input type="radio"/>	<input type="radio"/>	<input type="radio"/>	<input type="radio"/>	<input type="radio"/>	<input type="radio"/>	<input type="radio"/>	<input type="radio"/>
l. Relationship with Your Children	<input type="radio"/>	<input type="radio"/>	<input type="radio"/>	<input type="radio"/>	<input type="radio"/>	<input type="radio"/>	<input type="radio"/>	<input type="radio"/>
m. Personal Development	<input type="radio"/>	<input type="radio"/>	<input type="radio"/>	<input type="radio"/>	<input type="radio"/>	<input type="radio"/>	<input type="radio"/>	<input type="radio"/>
n. Standard of Living / Income	<input type="radio"/>	<input type="radio"/>	<input type="radio"/>	<input type="radio"/>	<input type="radio"/>	<input type="radio"/>	<input type="radio"/>	<input type="radio"/>
o. Spiritual Well-being	<input type="radio"/>	<input type="radio"/>	<input type="radio"/>	<input type="radio"/>	<input type="radio"/>	<input type="radio"/>	<input type="radio"/>	<input type="radio"/>

[Return to previous page](#)
[Clear this page](#)
[Continue to next page](#)

Done Internet

Start Microsoft Word - 4-2-03.doc Overall Satisfaction - ... Inbox - Microsoft Outlook 3:29 PM

Background - Microsoft Internet Explorer

File Edit View Favorites Tools Help

Address https://www.nprst.navy.mil/QQLS/QQL252.ASP?WCI=QQL_N1&G=98860D05927D49C18C23DE91BF025916 Go

PROGRESS: BACKGROUND

87. Are you:

Male?

Female?

88. Are you Spanish/Hispanic/Latino? Mark "NO" if not Spanish/Hispanic/Latino.

No, not Spanish/Hispanic/Latino

Yes, Mexican, Mexican American, Chicano

Yes, Puerto Rican

Yes, Cuban

Yes, other Spanish/Hispanic/Latino

89. What is your race? Mark one or more races to indicate what you consider yourself to be.

American Indian or Alaska Native

Asian (e.g., Asian Indian, Chinese, Filipino, Japanese, Korean, Vietnamese)

Black or African-American

Native Hawaiian or other Pacific Islander (e.g., Samoan, Guamanian)

White

90. What is your SSN? (Optional)

This information will be used only to conduct retention and other follow-on research as needed. Your confidentiality will be maintained.

SSN								
0 0 0 - 0 0 - 0 0 0 0								
<input type="radio"/> 0	<input type="radio"/> 0	<input type="radio"/> 0	<input type="radio"/> 0	<input type="radio"/> 0	<input type="radio"/> 0	<input type="radio"/> 0	<input type="radio"/> 0	<input type="radio"/> 0
<input type="radio"/> 1	<input type="radio"/> 1	<input type="radio"/> 1	<input type="radio"/> 1	<input type="radio"/> 1	<input type="radio"/> 1	<input type="radio"/> 1	<input type="radio"/> 1	<input type="radio"/> 1
<input type="radio"/> 2	<input type="radio"/> 2	<input type="radio"/> 2	<input type="radio"/> 2	<input type="radio"/> 2	<input type="radio"/> 2	<input type="radio"/> 2	<input type="radio"/> 2	<input type="radio"/> 2
<input type="radio"/> 3	<input type="radio"/> 3	<input type="radio"/> 3	<input type="radio"/> 3	<input type="radio"/> 3	<input type="radio"/> 3	<input type="radio"/> 3	<input type="radio"/> 3	<input type="radio"/> 3
<input type="radio"/> 4	<input type="radio"/> 4	<input type="radio"/> 4	<input type="radio"/> 4	<input type="radio"/> 4	<input type="radio"/> 4	<input type="radio"/> 4	<input type="radio"/> 4	<input type="radio"/> 4
<input type="radio"/> 5	<input type="radio"/> 5	<input type="radio"/> 5	<input type="radio"/> 5	<input type="radio"/> 5	<input type="radio"/> 5	<input type="radio"/> 5	<input type="radio"/> 5	<input type="radio"/> 5
<input type="radio"/> 6	<input type="radio"/> 6	<input type="radio"/> 6	<input type="radio"/> 6	<input type="radio"/> 6	<input type="radio"/> 6	<input type="radio"/> 6	<input type="radio"/> 6	<input type="radio"/> 6
<input type="radio"/> 7	<input type="radio"/> 7	<input type="radio"/> 7	<input type="radio"/> 7	<input type="radio"/> 7	<input type="radio"/> 7	<input type="radio"/> 7	<input type="radio"/> 7	<input type="radio"/> 7
<input type="radio"/> 8	<input type="radio"/> 8	<input type="radio"/> 8	<input type="radio"/> 8	<input type="radio"/> 8	<input type="radio"/> 8	<input type="radio"/> 8	<input type="radio"/> 8	<input type="radio"/> 8
<input type="radio"/> 9	<input type="radio"/> 9	<input type="radio"/> 9	<input type="radio"/> 9	<input type="radio"/> 9	<input type="radio"/> 9	<input type="radio"/> 9	<input type="radio"/> 9	<input type="radio"/> 9

[Return to previous page](#) [Clear this page](#) [Continue to next page](#)

Done Internet

Start Microsoft Word - 4-2-03.doc Background - Micros... Inbox - Microsoft Outlook 3:34 PM

Background - Microsoft Internet Explorer

File Edit View Favorites Tools Help

Address https://www.nprst.navy.mil/QQLS/QQL2S2.ASP?WCI=QQL_N2&G=D5A8B3A637284E5FA6F7E29AA8D2464E Go

PROGRESS: BACKGROUND (continued)

91. What was your age on your last birthday?

Years	
<input type="radio"/> 0	<input type="radio"/> 0
<input type="radio"/> 1	<input type="radio"/> 1
<input type="radio"/> 2	<input type="radio"/> 2
<input type="radio"/> 3	<input type="radio"/> 3
<input type="radio"/> 4	<input type="radio"/> 4
<input type="radio"/> 5	<input type="radio"/> 5
<input type="radio"/> 6	<input type="radio"/> 6
	<input type="radio"/> 7
	<input type="radio"/> 8
	<input type="radio"/> 9

92. What is your marital status?

- Single, never married
- Married for the first time
- Remarried (was divorced or widowed)
- Legally separated (or filing for divorce)
- Divorced
- Widowed

93. What is your spouse's employment situation? Mark ALL that apply.

- I do not have a spouse
- My spouse is in the military
- My spouse is self-employed
- My spouse works in a civilian job part time
- My spouse works in a civilian job full time
- My spouse is unemployed by choice
- My spouse is unemployed, but actively seeking employment

94. Do you have any dependents? Mark ALL that apply.

- No, I have no dependents
- Current spouse (non-military)
- Former spouse (non-military)
- Child(ren)
- Legal ward(s)
- Parents or other relative(s)

[Return to previous page](#) [Clear this page](#) [Continue to next page](#)

Done Internet

Start Microsoft Word - 4-2-03.doc Background - Micros... Inbox - Microsoft Outlook 3:41 PM

Background - Microsoft Internet Explorer

File Edit View Favorites Tools Help

Address https://www.nprst.navy.mil/QQLS/QQL2S2.ASP?WCI=QOL_N3&G=5C9915E781654ED198F2C7E4EE26E389 Go

PROGRESS: BACKGROUND (continued)

95. What is your paygrade?

E-1 W-2 O-1
 E-2 W-3 O-2
 E-3 W-4 O-3
 E-4 O-1E O-4
 E-5 O-2E O-5
 E-6 O-3E O-6
 E-7 O-7 or above
 E-8
 E-9

96. How long have you been in your present paygrade? (Fill in all columns; for example, 3 years = 03 and 9 months = 09)

Years		Months	
0 0		0 0	
<input checked="" type="radio"/> 0	<input checked="" type="radio"/> 0	<input checked="" type="radio"/> 0	<input checked="" type="radio"/> 0
<input type="radio"/> 1	<input type="radio"/> 1	<input type="radio"/> 1	<input type="radio"/> 1
<input type="radio"/> 2	<input type="radio"/> 2	<input type="radio"/> 2	<input type="radio"/> 2
<input type="radio"/> 3	<input type="radio"/> 3	<input type="radio"/> 3	<input type="radio"/> 3
<input type="radio"/> 4	<input type="radio"/> 4	<input type="radio"/> 4	<input type="radio"/> 4
<input type="radio"/> 5	<input type="radio"/> 5	<input type="radio"/> 5	<input type="radio"/> 5
<input type="radio"/> 6	<input type="radio"/> 6	<input type="radio"/> 6	<input type="radio"/> 6
<input type="radio"/> 7	<input type="radio"/> 7	<input type="radio"/> 7	<input type="radio"/> 7
<input type="radio"/> 8	<input type="radio"/> 8	<input type="radio"/> 8	<input type="radio"/> 8
<input type="radio"/> 9	<input type="radio"/> 9	<input type="radio"/> 9	<input type="radio"/> 9

97. How long have you been on active duty in the Navy? (Fill in all columns; for example, 3 years = 03 and 9 months = 09)

Years		Months	
0 0		0 0	
<input checked="" type="radio"/> 0	<input checked="" type="radio"/> 0	<input checked="" type="radio"/> 0	<input checked="" type="radio"/> 0
<input type="radio"/> 1	<input type="radio"/> 1	<input type="radio"/> 1	<input type="radio"/> 1
<input type="radio"/> 2	<input type="radio"/> 2	<input type="radio"/> 2	<input type="radio"/> 2
<input type="radio"/> 3	<input type="radio"/> 3	<input type="radio"/> 3	<input type="radio"/> 3
<input type="radio"/> 4	<input type="radio"/> 4	<input type="radio"/> 4	<input type="radio"/> 4
<input type="radio"/> 5	<input type="radio"/> 5	<input type="radio"/> 5	<input type="radio"/> 5
<input type="radio"/> 6	<input type="radio"/> 6	<input type="radio"/> 6	<input type="radio"/> 6
<input type="radio"/> 7	<input type="radio"/> 7	<input type="radio"/> 7	<input type="radio"/> 7
<input type="radio"/> 8	<input type="radio"/> 8	<input type="radio"/> 8	<input type="radio"/> 8
<input type="radio"/> 9	<input type="radio"/> 9	<input type="radio"/> 9	<input type="radio"/> 9

Return to previous page Clear this page Continue to next page

Done Internet

Start Microsoft Word - 4-2-03.doc Background - Micros... Inbox - Microsoft Outlook 3:47 PM

Background - Microsoft Internet Explorer

File Edit View Favorites Tools Help

Address https://www.nprst.navy.mil/QQLS/QQL252.ASP?WCI=QOL_N4&G=ADCA5AD46FC843A391CF11855F583224 Go

PROGRESS: **BACKGROUND (continued)**

98. If enlisted, are you in your first enlistment/extension, or if an officer, are you in your initial obligation/extension?

Yes
 No

99. How long have you been in your present assignment/duty station? (Fill in all columns; for example, 3 years = 03 and 9 months = 09)

Years		Months	
<input type="radio"/> 0	<input type="radio"/> 0	<input type="radio"/> 0	<input type="radio"/> 0
<input type="radio"/> 1	<input type="radio"/> 1	<input type="radio"/> 1	<input type="radio"/> 1
	<input type="radio"/> 2		<input type="radio"/> 2
	<input type="radio"/> 3		<input type="radio"/> 3
	<input type="radio"/> 4		<input type="radio"/> 4
	<input type="radio"/> 5		<input type="radio"/> 5
	<input type="radio"/> 6		<input type="radio"/> 6
	<input type="radio"/> 7		<input type="radio"/> 7
	<input type="radio"/> 8		<input type="radio"/> 8
	<input type="radio"/> 9		<input type="radio"/> 9

100. What is your current billet?

Shore duty, CONUS
 Shore duty, OCONUS
 Sea duty, CONUS
 Sea duty, OCONUS
 Duty Under Instruction
 Other (*Please specify*)

101. To what type of ship/activity are you currently assigned?

<input type="radio"/> Shore	<input type="radio"/> Minecraft
<input type="radio"/> Shore-training	<input type="radio"/> Submarine
<input type="radio"/> Afloat staff	<input type="radio"/> Tender/Repair ship
<input type="radio"/> Aviation Squadron	<input type="radio"/> Reserve Unit
<input type="radio"/> Carrier-based Aviation Squadron/Detachment	<input type="radio"/> Service Force ship

102. What date did you complete this survey?

DATE					
MO		DAY		YR	
<input type="radio"/> 0	<input type="radio"/> 0	<input type="radio"/> 0	<input type="radio"/> 0	<input type="radio"/> 0	<input type="radio"/> 0
<input type="radio"/> 1	<input type="radio"/> 1	<input type="radio"/> 1	<input type="radio"/> 1	<input type="radio"/> 1	<input type="radio"/> 1
	<input type="radio"/> 2	<input type="radio"/> 2	<input type="radio"/> 2	<input type="radio"/> 2	<input type="radio"/> 2
	<input type="radio"/> 3	<input type="radio"/> 3	<input type="radio"/> 3		
	<input type="radio"/> 4		<input type="radio"/> 4		
	<input type="radio"/> 5		<input type="radio"/> 5		
	<input type="radio"/> 6		<input type="radio"/> 6		
	<input type="radio"/> 7		<input type="radio"/> 7		
	<input type="radio"/> 8		<input type="radio"/> 8		
	<input type="radio"/> 9		<input type="radio"/> 9		

[Return to previous page](#)

[Clear this page](#)

[Continue to next page](#)


Done Internet

Start | Microsoft Word - 4-2-03.doc | Background - Micros... | Inbox - Microsoft Outlook | 3:57 PM

Background - Microsoft Internet Explorer

File Edit View Favorites Tools Help

Address https://www.nprst.navy.mil/QQLS/QQL2S2.ASP?WCI=QOL_N5&G=838ED6405ACD4226988BC753D5C1A63B Go

PROGRESS:  BACKGROUND (continued)

103. Where are you currently located?

MID-ATLANTIC

- Annapolis U.S. Naval Academy/Naval Station
- Dahlgren Naval Surface Warfare Center
- Dam Neck Fleet Combat Training Center, Atlantic
- Indian Head Naval Surface Warfare Center
- Little Creek Naval Amphibious Base
- Newport News Shipyard
- Norfolk Naval Shipyard
- Norfolk Naval Station
- Oceana Naval Air Station
- Patuxent River Naval Air Station
- Portsmouth Naval Medical Center
- Sugar Grove Naval Security Group Activity
- Yorktown Naval Weapons Station
- Other (Please specify)

NORTHEAST

- Boston Navy Yard
- Brunswick Naval Air Station
- Earle Naval Weapons Station
- Lakehurst Naval Air Engineering Station
- New London Naval Submarine Base
- Newport Naval Station
- Portsmouth Naval Shipyard
- Other (Please specify)

NAVAL DISTRICT WASHINGTON

- Anacostia Naval Station
- Bethesda Naval Medical Center
- Bureau of Naval Medicine and Surgery, Washington, DC
- Bureau of Naval Medicine, Bethesda
- Naval Air Facility at Andrews Air Force Base
- Naval Observatory
- Naval Recreation Center, Solomons
- Navy Annex
- Nebraska Avenue Complex
- Pentagon – OPNAV
- Pentagon – Other Navy
- Washington Navy Yard

Background - Microsoft Internet Explorer

File Edit View Favorites Tools Help

Address https://www.nprst.navy.mil/QQLS/QQL2S2.ASP?WCI=QQL_N5&G=838ED6405ACD4226988BC753D5C1A63B Go

Pentagon – OPNAV
 Pentagon – Other Navy
 Washington Navy Yard
 Other (Please specify)

PENSACOLA REGION

Corry Station
 Naval Air Station Pensacola
 Sautley Field
 Whiting Field Naval Air Station
 Other (Please specify)

SOUTHEAST

Atlanta Naval Air Station
 Charleston Naval Weapons Station
 Guantanamo Bay Naval Base
 Gulfport Naval Construction Battalion Center
 Jacksonville Naval Air Station
 Key West Naval Air Station
 Keyport Undersea Warfare Center
 Kings Bay Naval Submarine Base
 Mayport Naval Station
 Mid-South Naval Support Activity (Memphis/Millington)
 Meridian Naval Air Station
 Orlando Training Systems Division
 Panama City Naval Coastal Systems Station
 Pascagoula Naval Station
 Roosevelt Roads Naval Station
 Other (Please specify)

SOUTHWEST

China Lake Naval Air Weapons Station
 Concord Naval Weapons Station
 Coronado Naval Base (Naval Amphibious Base, North Island Naval Air Station, San Clemente Island)
 El Centro Naval Air Facility
 Fallon Naval Air Station
 Lemoore Naval Air Station
 Monterey Naval Post-Graduate School
 San Diego, Fleet Combat Training Center, Pacific
 San Diego Naval Medical Center
 San Diego Naval Station (32nd Street)
 San Diego Naval Submarine Base (Point Loma)
 San Diego, Pacific Fleet Anti-Submarine Warfare Training Center

- Seal Beach Weapons Support Facility
- Ventura County Naval Base (Point Mugu Naval Air Weapons Station, Port Hueneme Naval Construction Battalion Center)
- Other (*Please specify*)

NORTHWEST

- Bangor Naval Submarine Base
- Bremerton Naval Station
- Everett Naval Station
- Indian Island Magazine
- Whidbey Island Naval Air Station

- Other (*Please specify*)

HAWAII

- Naval Computer Telecommunications Area Master Station (NCTAMS) PAC
- Naval Magazine Luaualei
- Naval Magazine Westloch
- Naval Security Group Activity (NSGA) Kunia
- Pearl Harbor Naval Station

- Other (*Please specify*)

MIDWEST

- Crane Naval Surface Warfare Center

- Great Lakes Naval Training Center

- Other (*Please specify*)

SOUTH

- Corpus Christi Naval Air Station
- Ingleside Naval Station
- Kingsville Naval Air Station
- New Orleans Naval Air Station
- New Orleans Naval Support Activity

- Other (*Please specify*)

OCONUS

Europe

- Gaeta, Italy
- Germany
- Keflavik Naval Air Station
- La Maddalena, Italy
- London CINCUSNAVEUR
- Naples, Italy
- Rota Naval Station
- Sigonella Naval Air Station

- St. Mawgan United Kingdom/Joint Maritime Facility
- United Kingdom Naval Activities
- Other (*Please specify*)

Japan

- Atsugi Naval Air Facility
- Diego Garcia Naval Support Activity
- Misawa Naval Air Facility
- Okinawa Fleet Activities
- Sasebo Fleet Activities
- Yokosuka Fleet Activities
- Other (*Please specify*)

Bahrain Naval Support Activity

Singapore (NAVLOGGRP WESTPAC)

U. S. Naval Forces Korea

Guam

- Guam Naval Support Activity
- Other (*Please specify*)

Guantanamo Bay Naval Base and Roosevelt Roads Naval Station are listed in the SOUTHEAST region.

[Return to previous page](#)

[Clear this page](#)

[Continue to next page](#)

Done Internet

Start Microsoft Word - 4-2-03.doc Background - Micros... Inbox - Microsoft Outlook 4:19 PM

General Comments - Microsoft Internet Explorer

File Edit View Favorites Tools Help

Address https://www.nprst.navy.mil/QQLS/QQL2S2.ASP?WCI=QQL_01&G=336E3F094C13402A95B866DBABD4827F Go

PROGRESS: GENERAL COMMENTS

Whether or not you have comments, continue to the bottom of the page.

Thank you very much for your cooperation in this important survey. If you have comments or concerns that you were not able to express in answering the survey, please use the space below to tell us about them. If your comment is about a particular question or section of the survey, be sure to identify which part of the survey you are referring to. Any comments you make on this questionnaire will be kept confidential.

500 characters left

If the numbers are not changing as you type, click on the numbers to update the box.

If you have any questions, contact:

Dr. Gerry Wilcove (901) 874-4646 or DSN 882-4646 e-mail: gerry.wilcove@persnet.navy.mil	or	Dr. Michael Schwerin (901) 874-4654 or DSN 882-4654 e-mail: michael.schwerin@persnet.navy.mil
---	----	--

Thank you for your time and ideas!

OCTOBER 2001

[Return to previous page](#) [Clear this page](#) [Save Survey Responses](#)

Start Microsoft Word - 4-2-03.doc General Comments - ... Inbox - Microsoft Outlook 4:22 PM

Appendix B:
SPSS Runstreams Used to Create Enlisted and Officer Population
Frames

SPSS Runstreams Used to Create Enlisted and Officer Population Frames

Most Sailors in the population frames (enlisted and officer) had complete data entered in their records for the sampling variables (paygrade, gender, race/ethnicity). The SPSS runstreams (enlisted and officer) used to select these individuals are presented first. The gray highlighted portions represent the SPSS code that stayed the same when selecting individuals with or without data on the sampling variables. New or revised code is not highlighted:

THE PURPOSE OF THIS RUN IS TO CONSTRUCT THE ENLISTED POPULATION FRAME.

```
*****  
**
```

Relevant filter variables, their definitions, and their relationship to one another:

- Branch and Class: Code 11=USN Regular Navy; other codes represent types of Reserves;
- Accounting Category Code (ACC): there are 33 other codes besides 100 (100=Active Duty);
- Full Strength Indicator and Strength Control Indicator; both classify Sailors as either a loss, not part of the strength inventory, or part of the strength inventory; the first is updated monthly, the second daily.

What is the relationship (as best as can be determined) among a Code 11 on Branch and Class, a 100 on Accounting Category Code (ACC) and a person considered as part of the strength inventory?

- Code 11 applies to all ACC's except for 107 (mobilization) that covers Ready Reserves who have been called up
- ALL Sailors classified as part of the strength inventory have an ACC; the primary codes populated are 100, 340 (temporary duty for recruit training), 341 (duty under instruction, less than 20 weeks), 342 (duty under instruction, more than 20 weeks), and 400 (in transit).

The current run was conducted on the November EMF and used the Strength Control Indicator as the filter.

```
*****  
The November 2001 EMF is accessed.  
*****
```

```
file handle EMF name = '/opt/navydata/EMF.200111.SPSS'  
/RECFM=FIXED  
/LRECL=3000
```

/MODE=CHARACTER

"uic" is actually the "ultimate prospective gain AUIC" (actual unit identification code)--but only the first two digits; an explanation is provided at the appropriate runstream; "uic2" is the complete ultimate prospective gain UIC; "uic1" is the current UIC.

Additional variable definitions:

- name: Sailor's name,
- strong: Strength Control Indicator,
- rateabbr: Combines rating and paygrade (e.g., ET1),
- pebdyy: pay entry base date (year),
- prdy: projected rotation date (year),
- prdmm: projected rotation date (month).

data list file=EMF

/ssn 1-9 (a) name 10-36 strong 44-48 (a) gender 71 (a)
race 72 (a) ethnic 73 (a) paygrade 101 (a) rateabbr 102-106 (a)
branch 262-263 (a) pebdyy 282-283 (a) uic1 370-374 (a)
acc 438-440 (a) prdy 448-449 (a) prdmm 450-451 (a)
uic 1437-1438 (a) uic2 1437-1441 (a)

Some individuals have an XX1XX in their record for the Strength Control Indicator. This means that they have a skeletal record; this individual is an officer program drop to the enlisted community; when the member reports to the receiving activity, the command can then initiate a strength gain.

Other individuals have an XX2XX. They are activity gains. When a member reports to a command and the SSN does not match any on file, an XX2XX is entered in the record. If the SSN is valid, the command needs to initiate a strength gain. The meaning of other other codes is evident from the below Value Labels.

- Value labels strong 'DXXXX' 'deserter'
'XEXXX' 'erroneously codes as active strength'
'XFXXX' 'active strength'
'HXXXX' 'Loss hold record'
'XX1XX' 'officer demoted to enlisted'
'XX2XX' 'error in SSN'

```
value labels branch '32' 'Ready Reserve' '11' 'USN Regular Navy'
```

```
frequencies variables=strong branch
```

```
execute
```

```
*****
```

```
Select only those individuals with an 'XFXXX' that indicates  
the person is part of the current strength inventory.
```

```
*****
```

```
select if (strong eq 'XFXXX')
```

```
Frequencies variables=gender pebdyy
```

```
execute
```

```
*****
```

```
Select individuals that have been in the Navy at least a year.
```

```
*****
```

```
select if range(pebdyy,'50','99') or (pebdyy eq '00')
```

```
frequencies variables=gender prdyy
```

```
*****
```

```
It will take some surveys a month to arrive at their destination  
for Sailors that are on ship; thus, the next filter requires that  
there be a 2-month window after the surveys are (scheduled to be)  
mailed in January or early February
```

```
Approximately 14% of enlisted don't have PRDs; they are included  
because they may have just been assigned and PRDs haven't been  
affixed yet; around 4% of enlisted have a PRD of 2001; they will  
be included for the same reason. The first line of code below  
recodes blanks (i.e., no PRD) to 'yy' and that is used in the  
select-if statement.
```

```
*****
```

```
recode prdyy (' ' = 'yy')(else=copy)
```

```
select if ((prdyy eq '02' and prdmm ge '04' and prdmm le '12')
```

```
or (prdyy gt '02')) or (prdyy eq 'yy') or (prdyy eq '01')
```

```
frequencies variables=prdyy
```

```
execute
```

```
frequencies variables=gender branch /*see next comment re branch results
```

```
execute
```

All reserves are excluded in the next select-if statement because they have civilian jobs and engage in Navy duties only sporadically; "branch" = 11 means that the Sailors are USN Regular rather than Reserves.

```
select if (branch eq '11')
frequencies variables=gender acc
execute
```

Sailors with an ACC of 100 are classified as active duty. Many Sailors have other “temporary duty” ACCs, but they are, for all intents and purposes, still active duty and should be part of the population frame. However, not everyone with an ACC should be part of the frame, such as the following:

- Haven't reported for duty (Code 101 and 351)
- Are in the Reserves (Code 103)
- Are experiencing a personal crisis (Code 104)(Code 354)
- Extremely short-term medical convalescence (Code 105)
- Haven't been in Navy a year (A-School)(Code 108) (boot camp)(Code 340)
- Have deserted (Code 109)
- Short term temporary duty, future status uncertain (Code 355)
- Under treatment at medical facility (Codes 37X)
- Will be separated from the Navy shortly (Codes 38X)
- In the brig (Codes 39X)

The below select-if statement selects Sailors with ACCs that are typically long term assignments (i.e., long enough for the survey to reach them if they are selected).

```
select if any(acc,'100','106','341','342')
frequencies variables=gender
```

For some accounting category codes that are short-term (codes 150, 320, 330, 350, 352, 358, and 400), the survey would not reach them in time; some of these Sailors, however, have been issued orders and have a pending UIC in their record. For each short-term ACC, Sailors are selected for the population frame if they have a valid, pending UIC. For example, Sailors with an

ACC of 150 are selected if their UIC is between '00' and '91' or is 'BU'.

```
select if ((acc eq '150'
           and range (uic,'00','91') or (uic eq 'BU')) or
           ((acc eq '320' and range (uic,'00','91') or
            (uic eq 'BU')) or ((acc eq '330' and
            range (uic,'00','91') or (uic eq 'BU')) or
            ((acc eq '350' and range (uic,'00','91') or
            (uic eq 'BU')) or ((acc eq '400' and
            ((acc eq '352' and range (uic,'00','91') or (uic eq 'BU')) or
            ((acc eq '358' and range (uic,'00','91') or (uic eq 'BU')) or
            range (uic,'00','91') or (uic eq 'BU'))))))))
```

```
list variables=acc uic
/cases from 1 to 10000 by 100
frequencies variables=gender
execute
```

```
value labels paygrade '7' 'E1' '6' 'E2' '5' 'E3' '4' 'E4' '3' 'E5'
'2' 'E6' '1' 'E7' 'J' 'E8' 'A' 'E9'
```

Create paygroup, one of the forthcoming sampling variables.

```
string paygroup (a1)
if any (paygrade,'5','6','7') paygroup='1'
if any (paygrade,'2','3','4') paygroup='2'
if any(paygrade,'1','A','J') paygroup='3'
value labels paygroup '1' 'e1-e3' '2' 'e4-e6' '3' 'e7-e9'
```

```
frequencies variables=paygroup paygrade
execute
```

The following syntax enables Sailors to be classified as Hispanic, Black, White, or Asian/Other.

```
compute grprace=0
do if any(ethnic,'S','1','4','6','9')
compute grprace=3 /*Hispanic
end if
```

```
do if (any(ethnic,'X','Y','Z',' ') and (race eq 'N'))
compute grprace=2 /*Black
end if
```

```
do if (any(ethnic,'X','Y','Z',' ') and (race eq 'C'))
compute grprace=1 /*White
end if
```

```
do if ((any(race,'C','N','M','R','X') and (grprace eq 0)))
compute grprace=4 /*Asian-Other
end if
```

```
recode grprace (1=1)(2=2)(3=3)(4=4)(0=sysmis)
variable labels grprace 'race of respondent'
value labels grprace 4 'Asian-other' 2 'Black' 1 'White' 3 'Hispanic'
```

In the forthcoming sampling strategy, individuals will be sampled according to paygroup, gender, minority status, and Hispanic status. The select-if commands below thus select Sailors in the population if paygroup and gender are entered in their records. Sailors are also selected if they can be classified by “grprace”. That variable is then used, in turn, to determine minority and Hispanic status.

```
select if any(paygroup,'1','2','3')
select if any(gender,'M','F')
select if range(grprace,1,4)
frequencies variables=gender
execute
```

```
recode gender ( '9')(else is copy).
select if (gender eq '9') or (grprade eq '9')
or (paygroup eq '0').
save outfile=unknownE.
get file=unknownE.
frequencies variables=grprade.
```

The goal of the below code is to create variables that will allow individuals be classified with respect to minority and Hispanic status

```
compute whiteHis=0
if (race eq 'C')
and any(ethnic,'S','1','4','6','9') whiteHis=1
```

```
variable labels whiteHis 'white hispanic'
```

```
compute whiteNoH=0  
if (race eq 'C') and  
    not any(ethnic,'S','1','4','6','9') whiteNoH=1  
variable labels whiteNoH 'white non-hispanic'
```

```
compute blackHis=0  
if (race eq 'N') and  
    any(ethnic,'S','1','4','6','9') blackHis=1  
variable labels blackHis 'black hispanic'
```

```
compute blackNoH=0  
if (race eq 'N') and  
    not any(ethnic,'S','1','4','6','9') blackNoH=1  
variable labels blackNoH 'black non-hispanic'
```

```
compute asianHis=0  
if any (race,'M','R','X') and  
    any(ethnic,'S','1','4','6','9') asianHis=1  
variable labels asianHis 'asian-other hispanic'
```

```
compute asianNoH=0  
if any (race,'M','R','X') and  
    not any(ethnic,'S','1','4','6','9') asianNoH=1  
variable labels asianNoH 'asian-other non-hispanic'
```

```
compute minorHis=0  
if (blackHis eq 1 or asianHis eq 1) minorHis=1  
variable labels minorHis 'minority hispanic'
```

```
compute minorNoH=0  
if (blackNoH eq 1 or asianNoH eq 1) minorNoH=1  
variable labels minorNoH 'minority non-hispanic'
```

```
recode whiteHis to minorNoH (1=1)(0=sysmis)  
value labels whiteHis to minorNoH 1 '# in group'
```

```
list variables=ethnic race whiteHis to minorNoH  
/cases from 1 to 10000 by 200  
frequencies variables=whiteHis to minorNoH  
execute
```

```
*****
```

Population frequencies are obtained for the upcoming
sampling strata; that is, for each paygrade group, a select-if

command is executed for one gender, and frequencies are obtained for the variables: whiteHis, whiteNoH, minorHis, and minorNoH; the procedure is then duplicated for the other gender.

```
temporary
select if (paygroup eq '1' and gender eq 'M')
frequencies variables=gender whiteHis whiteNoh minorHis minorNoH
execute
```

```
temporary
select if (paygroup eq '1' and gender eq 'F')
frequencies variables=gender whiteHis whiteNoh minorHis minorNoH
execute
```

```
temporary
select if (paygroup eq '2' and gender eq 'M')
frequencies variables=gender whiteHis whiteNoh minorHis minorNoH
execute
```

```
temporary
select if (paygroup eq '2' and gender eq 'F')
frequencies variables=gender whiteHis whiteNoh minorHis minorNoH
execute
```

```
temporary
select if (paygroup eq '3' and gender eq 'M')
frequencies variables=gender whiteHis whiteNoh minorHis minorNoH
execute
```

```
temporary
select if (paygroup eq '3' and gender eq 'F')
frequencies variables=gender whiteHis whiteNoh minorHis minorNoH
execute
```

```
frequencies variables=paygroup paygrade gender grprace
execute
```

```
save outfile=eligEuic
/keep ssn name gender paygrade paygroup whiteHis whiteNoh minorHis
minorNoH rateabbr uic1
```

New or Revised SPSS Code to Select *Enlisted* with Missing Data on Sampling Variables


See highlighted portion of previous pages for code preceding the below.

```
*****
Create paygroup, one of the forthcoming sampling variables.
*****
```

```
string paygroup (a1)
compute paygroup='0'.
if any (paygrade,'5','6','7') paygroup='1'
if any (paygrade,'2','3','4') paygroup='2'
if any(paygrade,'1','A','J') paygroup='3'
value labels paygroup '1' 'e1-e3' '2' 'e4-e6' '3' 'e7-e9'

frequencies variables=paygroup paygrade
execute
```

New code



```
*****
The following syntax enables Sailors to be classified as Hispanic, Black,
White, or Asian/Other.
*****
```

```
string grprace (a1).
compute grprace='0'.
do if any(ethnic,'S','1','4','6','9')
compute grprace='3' /*Hispanic
end if

do if (any(ethnic,'X','Y','Z',' ') and (race eq 'N'))
compute grprace='2' /*Black
end if


do if (any(ethnic,'X','Y','Z',' ') and (race eq 'C'))
compute grprace='1' /*White
end if

do if ((any(race,'C','N','M','R','X') and (grprace eq '0'))))
compute grprace='4' /*Asian-Other
end if
```

Made "grprace"
a string variable



Recorded '0' to '9' instead of sysmis.



```
recode grprace ('0'='9')(else=copy).
variable labels grprace 'race of respondent'
value labels grprace 4 'Asian-other' 2 'Black' 1 'White' 3 'Hispanic'
```

```
recode gender ('='9')(else=copy)
select if (paygroup eq '0') or (grprace eq '9') or (gender eq '9')
save outfile=unknownE
get file=unknownE
frequencies variables=grprace
finish
```

THIS RUN SELECTS OFFICERS WHO ARE ELIGIBLE TO RECEIVE THE SURVEY;
IT IS CONDUCTED ON THE NOVEMBER OMF.

"select_eligO.spssx" = the file name for this runstream

Date of current run: 1-9-02

```
*****  
comment The officer equivalent to the enlisted Strength Control  
Indicator is Gain Loss Indicator; "S"=part of strength inventory  
*****
```

```
file handle OMF name = ' /opt/navydata/OMF.200110.SPSS'  
/RECFM=FIXED  
/LRECL=3600  
/MODE=CHARACTER
```

```
*****  
comment "uic" below is actually the pending UIC (used on purpose)  
uic1 is their actual, current uic  
*****
```

```
data list file=OMF  
/1 ssn 1-9 (a) name 10-36 (a) ethnic 43 (a) race 44 (a) sex 45 (a)  
com1date 97-100 (a) com1yy 97-98 (a) acc 2285-2287 (a) paygrade 922 (a)  
commun 1013-1016 (a) desig 1015-1016 (a) gainloss 1368 (a)  
uic 2221-2222 (a) prdyy 2266-2267 (a) prdmm 2268-2269 (a) uic1 2428-2432 (a)  
*****  
**
```

```
comment com1date=yymm of first commission;  
com1yy=year of first commission; I only need the last two  
digits of designator to exclude Reservists (05); 07=TAR and  
is active duty and a full-time job; see enlisted runstream  
annotation to understand why I only need the first two digits  
of the pending uic  
*****
```

```
frequencies variables=sex gainloss  
execute
```

```
select if (gainloss eq 'S')  
list variables=name  
/cases from 488 to 500  
Frequencies variables=sex com1yy  
execute
```

```
recode com1yy ('='yy')(else=copy)
select if (com1yy ge '65' and com1yy le '99') or (com1yy eq '00') or
(com1yy eq 'yy')
frequencies variables=prdy com1yy
```

```
*****
comment it will take some surveys a month to arrive at their
destination for Sailors that are on ship; thus, I
require in the next filter that there be a 2-month
window after the surveys are mailed
*****
```

```
recode prdy ('='yy')(else=copy)
```

```
select if ((prdy eq '02' and prdmm ge '04' and prdmm le '12')
or (prdy gt '02')) or (prdy eq 'yy') or (prdy eq '01')
```

```
list variables=prdy prdmm
/cases from 1 to 10000 by 50
frequencies variables=sex desig
execute
```

```
*****
comment All reserves are excluded in the next
select if because they have civilian jobs and engage in
Navy duties only sporadically
*****
```

```
recode desig ('='yy')
select if (desig ne '05') or (desig eq 'yy')
frequencies variables=sex acc
execute
```

```
*****
comment Most Sailors with an accounting category code are
active duty personnel (not just Sailors with a code
of 100);some active duty personnel just happen to be
on temporary duty; however, not everyone with an
accounting category code should be sent a survey;
that is, they:
--Haven't reported for duty (Code 101 and 351)
--Are in the Reserves (Code 103, 107)
--Are experiencing a personal crisis (Code 104)(Code 354)
--The survey wouldn't reach them (Code 105)
--Haven't been in Navy a year (in A-School)(Code 108)
(or in boot camp)(Code 340)
```

- Have deserted (Code 109)
- Short term temporary duty, future status uncertain (Code 355)
- Under treatment at medical facility (Codes 37X)
- Will be separated from the Navy shortly (Codes 38X)
- In the brig (Codes 39X)
- Too few to worry about (N=74), plus haven't been able to find out yet what Code 356 ("Temporary duty pending evaluation by local authorities for special duties) means

```
select if any(acc,'100','106','150','320','330',
              '341','342','350','400')
frequencies variables=sex
```

comment For some accounting category codes that are short-term (Codes 150, 320, 330, 350, 352, 358, and 400), it may be possible to mail the survey to their upcoming UIC; not all have been issued orders and thus will not have a UIC; however, the below filter selects those who do, as well as those codes (100, 106, 341, 342) that have longer temporary duty assignments and are eligible to receive a survey)

```
select if any(acc,'100','106','341','342')
or ((acc eq '150'
and range (uic,'00','91') or (uic eq 'BU')) or
((acc eq '320' and range (uic,'00','91') or
(uic eq 'BU')) or ((acc eq '330' and
range (uic,'00','91') or (uic eq 'BU')) or
((acc eq '350' and range (uic,'00','91') or
(uic eq 'BU')) or ((acc eq '400' and
((acc eq '352' and range (uic,'00','91') or (uic eq 'BU')) or
((acc eq '358' and range (uic,'00','91') or (uic eq 'BU')) or
range (uic,'00','91') or (uic eq 'BU'))))))))
```

```
list variables=acc uic
/cases from 1 to 10000 by 100
frequencies variables=sex
execute
```

```
value labels paygrade 'G' 'CAPT' 'H' 'CDR' 'I' 'LCDR' 'J' 'LT'
'K' 'LTJG' 'L' 'ENS' 'M' 'CWO4' 'N' 'CWO3' 'O' 'CWO2'
```

```
string paygroup (a1)
compute paygroup='0'
if any (paygrade,'O','N','M') paygroup='1'
if any (paygrade,'J','K','L') paygroup='2'
if any(paygrade,'G','H','I') paygroup='3'
value labels paygroup '1' 'CWOs' '2' 'ENS-LT' '3' 'LCDR-CAPT'
```

```
recode sex (' '=9')(else=copy)
```

```
frequencies variables=paygroup paygrade
execute
```

```
string grprace (a1)
compute grprace='0'
do if any(ethnic,'S','1','4','6','9')
compute grprace='3' /*Hispanic
end if
```

```
do if (any(ethnic,'X','Y','Z',' ') and (race eq 'N'))
compute grprace='2' /*Black
end if
```

```
do if (any(ethnic,'X','Y','Z',' ') and (race eq 'C'))
compute grprace='1' /*White
end if
```

```
do if ((any(race,'C','N','M','R','X') and (grprace eq '0')))
compute grprace='4' /*Asian-Other
end if
```

```
recode grprace ('0'='9')(else=copy)
variable labels grprace 'race of respondent'
value labels grprace '4' 'Asian-other' '2' 'Black' '1' 'white'
'3' 'hispanic' '9' 'missing'
```

```
recode sex (' '=9')(else=copy)
```

```
*****
comment I will now filter on the variables that will be used to
draw the sample in the next phase: paygroup, sex, and grprace--
if they don't have codes on all three variables entered into
their personnel record, they can't be sampled
*****
```

```
select if any(paygroup,'1','2','3')
select if any(sex,'M','F')
```

```
select if range(grprace,1,4)
frequencies variables=sex
execute
```

```
*****
comment Now I create variables so that I can break out
    Whites, Blacks, Asian-other, and minorities overall by Hispanics
    and non-Hispanics; then I will obtain the frequencies for the
    strata we will be sampling
*****
```

```
compute whiteHis=0
if (race eq 'C')
    and any(ethnic,'S','1','4','6','9') whiteHis=1
variable labels whiteHis 'white hispanic'
```

```
compute whiteNoH=0
if (race eq 'C') and
    not any(ethnic,'S','1','4','6','9') whiteNoH=1
variable labels whiteNoH 'white non-hispanic'
```

```
compute blackHis=0
if (race eq 'N') and
    any(ethnic,'S','1','4','6','9') blackHis=1
variable labels blackHis 'black hispanic'
```

```
compute blackNoH=0
if (race eq 'N') and
    not any(ethnic,'S','1','4','6','9') blackNoH=1
variable labels blackNoH 'black non-hispanic'
```

```
compute asianHis=0
if any (race,'M','R','X') and
    any(ethnic,'S','1','4','6','9') asianHis=1
variable labels asianHis 'asian-other hispanic'
```

```
compute asianNoH=0
if any (race,'M','R','X') and
    not any(ethnic,'S','1','4','6','9') asianNoH=1
variable labels asianNoH 'asian-other non-hispanic'
```

```
compute minorHis=0
if (blackHis eq 1 or asianHis eq 1) minorHis=1
variable labels minorHis 'minority hispanic'
```

```
compute minorNoH=0
```



```
if (blackNoH eq 1 or asianNoH eq 1) minorNoH=1
variable labels minorNoH 'minority non-hispanic'
```

```
recode whiteHis to minorNoH (1=1)(0=sysmis)
value labels whiteHis to minorNoH 1 '# in group'
```

```
list variables=ethnic race whiteHis to minorNoH
/cases from 1 to 10000 by 200
frequencies variables=whiteHis to minorNoH
execute
```

```
*****
comment Now I get the population frequencies for the strata we will
sample on; for each paygrade group, I will do a select if on
one gender and do frequencies on whiteHis, whiteNoH, minorHis,
and minorNoH; then, replicate the procedure for the other gender
*****
```

```
temporary
select if (paygroup eq '1' and sex eq 'M')
frequencies variables=sex
whiteHis whiteNoh minorHis minorNoH
execute
```

```
temporary
select if (paygroup eq '1' and sex eq 'F')
frequencies variables=sex
whiteHis whiteNoh minorHis minorNoH
execute
```

```
temporary
select if (paygroup eq '2' and sex eq 'M')
frequencies variables=sex
whiteHis whiteNoh minorHis minorNoH
execute
```

```
temporary
select if (paygroup eq '2' and sex eq 'F')
frequencies variables=sex
whiteHis whiteNoh minorHis minorNoH
execute
```

```
temporary
select if (paygroup eq '3' and sex eq 'M')
frequencies variables=sex
    whiteHis whiteNoh minorHis minorNoH
execute
```

```
temporary
select if (paygroup eq '3' and sex eq 'F')
frequencies variables=sex
    whiteHis whiteNoh minorHis minorNoH
execute
```

```
*****
comment Now basic demographics on the entire sample. That should
do it!!
*****
```

```
frequencies variables=paygroup paygrade sex grprace commun
execute
```

```
save outfile=eligO
/keep name
    ssn sex paygrade paygroup
    whiteHis whiteNoh minorHis minorNoH
```

```
comment VOILA!!
```

New or Revised SPSS Code to Select Officers with Missing Data on Sampling Variables

SEE HIGHLIGHTED PORTION OF PREVIOUS PAGES FOR CODE PRECEDING THE BELOW.

```
select if (sex eq '9') or (grprace eq '9') or (paygroup eq '0')
```

```
save outfile=unknownO  
get file=unknownO  
frequencies variables=grprace  
finish
```

**Appendix C:
Sample Planning Tool:
Sampling Variable Category Codes**

Sampling Variable Category Codes

Paygroup	Code
E-1 to E-3	1
E-4 to E-6	2
E-7 to E-9	3
CWO	4
O-1 to O3	5
O-4 to O-6	6

Race/Ethnicity	Code
White Hispanic	1
White Non-Hispanic	2
Minority Hispanic	3
Minority Non-	4

Sex	Sex Code
Female	1
Male	2

**Appendix D:
Sample Planning Tool
Source Data**

Sample Planning Tool: Source Data

ID	Paygroup	Sex	Race/Ethnicity	Count
1	1	1	1	817
2	1	1	2	4135
3	1	1	3	524
4	1	1	4	4140
5	1	2	1	3586
6	1	2	2	21984
7	1	2	3	2403
8	1	2	4	14096
9	2	1	1	1569
10	2	1	2	10172
11	2	1	3	676
12	2	1	4	8696
13	2	2	1	10637
14	2	2	2	90253
15	2	2	3	3816
16	2	2	4	41591
17	3	1	1	53
18	3	1	2	1444
19	3	1	3	51
20	3	1	4	646
21	3	2	1	790
22	3	2	2	20841
23	3	2	3	465
24	3	2	4	6199
25	4	1	1	3
26	4	1	2	37
27	4	1	3	3
28	4	1	4	17
29	4	2	1	9
30	4	2	2	941
31	4	2	3	12
32	4	2	4	291
33	5	1	1	71
34	5	1	2	1618
35	5	1	3	61
36	5	1	4	398
37	5	2	1	530
38	5	2	2	13768
39	5	2	3	412
40	5	2	4	2012
41	6	1	1	58
42	6	1	2	2047
43	6	1	3	34

44	6	1	4	330
45	6	2	1	352
46	6	2	2	14907
47	6	2	3	156
48	6	2	4	1116
49	0	0	0	1016

Note: All but one individual in Stratum 49 had no paygrade, sex, or race/ethnicity in their records. That one individual had no paygrade entered (code=0), was a female (code=1), and was Minority-Hispanic (code=3).

**Appendix E:
Sample Planning Tool
Domain Data Report**

Domain Data Report

Domain	Eligible Domain	Population	Domain Size	Half Width
1	237,103	0.8182088	249,584	0.03
2	37,221	0.1284444	39,183	0.03
3	31,276	0.107929	32,923	0.03
4	205,827	0.7102798	216,661	0.03
5	4,442	1.532871E-02	4,677	0.03
6	32,779	0.1131157	34,506	0.03
7	157,966	0.5451183	166,281	0.03
8	79,137	0.2730905	83,303	0.04
9	32,624	0.1125808	34,341	0.04
10	4,597	1.586359E-02	4,842	0.05

Std Error	Rel Std Error	Prevalence	Domain Label
1.530612E-02	3.061225E-02	0.5	E1-E3+E4-E6+E7-E9
1.530612E-02	3.061225E-02	0.5	CWO+O1-O3+O4-O6
1.530612E-02	3.061225E-02	0.5	Female*E1-E3+E4-E6+E7-E9
1.530612E-02	3.061225E-02	0.5	Male*E1-E3+E4-E6+E7-E9
1.530612E-02	3.061225E-02	0.5	Female*CWO+O1-O3+O4-O6
1.530612E-02	3.061225E-02	0.5	Male*CWO+O1-O3+O4-O6
1.530612E-02	3.061225E-02	0.5	E1-E3+E4-E6+E7-E9*White Hispanic+White Non-Hispanic
2.040816E-02	4.081633E-02	0.5	E1-E3+E4-E6+E7-E9*Minority Hispanic+Minority Non-Hispanic
2.040816E-02	4.081633E-02	0.5	CWO+O1-O3+O4-O6*White Hispanic+White Non-Hispanic
0.0255102	5.102041E-02	0.5	CWO+O1-O3+O4-O6*Minority Hispanic+Minority Non-Hispanic

**Appendix F:
Sample Planning Tool
Sample Allocation Report**

Sample Allocation Report

First Stage Stratum	Stratum Size	Sample Size Stage1	Label
1	817	222	E-1 to E-3 Female White Hispanic
2	4,135	1,100	E-1 to E-3 Female White Non-Hispanic
3	524	144	E-1 to E-3 Female Minority Hispanic
4	4,140	1100	E-1 to E-3 Female Minority Non-Hispanic
5	3,586	167	E-1 to E-3 Male White Hispanic
6	21,984	978	E-1 to E-3 Male White Non-Hispanic
7	2,403	122	E-1 to E-3 Male Minority Hispanic
8	14,096	711	E-1 to E-3 Male Minority Non-Hispanic
9	1,569	224	E-4 to E-6 Female White Hispanic
10	10,172	1,455	E-4 to E-6 Female White Non-Hispanic
11	676	100	E-4 to E-6 Female Minority Hispanic
12	8,696	1,248	E-4 to E-6 Female Minority Non-Hispanic
13	10,637	259	E-4 to E-6 Male White Hispanic
14	90,253	2,172	E-4 to E-6 Male White Non-Hispanic
15	3,816	103	E-4 to -E-6

			Male
			Minority Hispanic
16	41,591	1,124	E-4 to E-6
			Male
			Minority Non-Hispanic
17	53	7	E-7 to E-9
			Female
			White Hispanic
18	1,444	138	E-7 to E-9
			Female
			White Non-Hispanic
19	51	5	E-7 to E-9
			Female
			Minority Hispanic
20	646	63	E-7 to E-9
			Female
			Minority Non-Hispanic
21	790	13	E-7 to E-9
			Male
			White Hispanic
22	20,841	335	E-7 to E-9
			Male
			White Non-Hispanic
23	465	10	E-7 to E-9
			Male
			Minority Hispanic
24	6,199	112	E-7 to E-9
			Male
			Minority Non-Hispanic
25	3	3	CWO
			Female
			White Hispanic
26	37	16	CWO
			Female
			White Non-Hispanic
27	3	3	CWO
			Female
			Minority Hispanic
28	17	8	CWO
			Female
			Minority Non-Hispanic
29	9	4	CWO
			Male
			White Hispanic
30	941	63	CWO
			Male
			White Non-Hispanic

31	12	4	CWO
			Male
			Minority Hispanic
32	291	47	CWO
			Male
			Minority Non-Hispanic
33	71	38	O-1 to O-3
			Female
			White Hispanic
34	1,618	805	O-1 to O-3
			Female
			White Non-Hispanic
35	61	32	O-1 to O-3
			Female
			Minority Hispanic
36	398	211	O-1 to O-3
			Female
			Minority Non-Hispanic
37	530	43	O-1 to O-3
			Male
			White Hispanic
38	13,768	1,062	O-1 to O-3
			Male
			White Non-Hispanic
39	412	76	O-1 to O-3
			Male
			Minority Hispanic
40	2,012	370	O-1 to O-3
			Male
			Minority Non-Hispanic
41	58	25	O-4 to O-6
			Female
			White Hispanic
42	2,047	834	O-4 to O-6
			Female
			White Non-Hispanic
43	34	15	O-4 to O-6
			Female
			Minority Hispanic
44	330	143	O-4 to O-6
			Female
			Minority Non-Hispanic
45	352	23	O-4 to O-6
			Male
			White Hispanic
46	14,907	940	O-4 to O-6
			Male

			White Non-Hispanic
47	156	25	O-4 to O-6
			Male
			Minority Hispanic
48	1,116	168	O-4 to O-6
			Male
			Minority Non-Hispanic
49	1,016	58	Unknown
Stg 1	289,783	16,928	

**Appendix G:
SPSS Enlisted and Officer Sampling Runstreams**

SPSS Enlisted Sampling Runstream

Comment I'm drawing the enlisted sample for the 2002 QOL Survey.

GET

```
FILE='H:\SPSSWIN\QOL_sampling\select_eligE.sav'.
```

```
select if range (ssn,'001366000','680220020').
```

```
*select if range(uic,'00','91') or (uic eq 'BU').
```

temporary.

```
select if (paygroup eq '1') and (sex eq 'F') and (whiteHis eq 1) .
```

```
sample 222 from 817.
```

```
save outfile='H:\SPSSWIN\QOL_sampling\enl1.sav'
```

```
  /keep paygroup ssn sex.
```

temporary.

```
select if (paygroup eq '1') and (sex eq 'F') and (whiteNoh eq 1).
```

```
sample 1100 from 4135.
```

```
save outfile='H:\SPSSWIN\QOL_sampling\enl2.sav'
```

```
  /keep paygroup ssn sex.
```

temporary.

```
select if (paygroup eq '1') and (sex eq 'F') and (minorHis eq 1).
```

```
sample 144 from 524.
```

```
save outfile='H:\SPSSWIN\QOL_sampling\enl3.sav'
```

```
  /keep paygroup ssn sex.
```

temporary.

```
select if (paygroup eq '1') and (sex eq 'F') and (minorNoH eq 1).
```

```
sample 1100 from 4140.
```

```
save outfile='H:\SPSSWIN\QOL_sampling\enl4.sav'
```

```
  /keep paygroup ssn sex.
```

temporary.

```
select if (paygroup eq '1') and (sex eq 'M') and (whiteHis eq 1) .
```

```
sample 167 from 3586.
```

```
save outfile='H:\SPSSWIN\QOL_sampling\enl5.sav'
```

```
  /keep paygroup ssn sex.
```



```
temporary.  
select if (paygroup eq '1') and (sex eq 'M') and (whiteNoh eq 1).  
sample 978 from 21984.  
save outfile='H:\SPSSWIN\QOL_sampling\enl6.sav'  
/keep paygroup ssn sex.
```

```
temporary.  
select if (paygroup eq '1') and (sex eq 'M') and (minorHis eq 1).  
sample 122 from 2403.  
save outfile='H:\SPSSWIN\QOL_sampling\enl7.sav'  
/keep paygroup ssn sex.
```

```
temporary.  
select if (paygroup eq '1') and (sex eq 'M') and (minorNoH eq 1).  
sample 711 from 14096.  
save outfile='H:\SPSSWIN\QOL_sampling\enl8.sav'  
/keep paygroup ssn sex.
```

```
temporary.  
select if (paygroup eq '2') and (sex eq 'F') and (whiteHis eq 1) .  
sample 224 from 1569.  
save outfile='H:\SPSSWIN\QOL_sampling\enl9.sav'  
/keep paygroup ssn sex.
```

```
temporary.  
select if (paygroup eq '2') and (sex eq 'F') and (whiteNoh eq 1).  
sample 1455 from 10172.  
save outfile='H:\SPSSWIN\QOL_sampling\enl10.sav'  
/keep paygroup ssn sex.
```

```
temporary.  
select if (paygroup eq '2') and (sex eq 'F') and (minorHis eq 1).  
sample 100 from 676.  
save outfile='H:\SPSSWIN\QOL_sampling\enl11.sav'  
/keep paygroup ssn sex.
```

```
temporary.  
select if (paygroup eq '2') and (sex eq 'F') and (minorNoH eq 1).
```

```
sample 1248 from 8696.  
save outfile='H:\SPSSWIN\QOL_sampling\enl12.sav'  
  /keep paygroup ssn sex.
```

```
temporary.  
select if (paygroup eq '2') and (sex eq 'M') and (whiteHis eq 1) .  
sample 259 from 10637.  
save outfile='H:\SPSSWIN\QOL_sampling\enl13.sav'  
  /keep paygroup ssn sex.
```

```
temporary.  
select if (paygroup eq '2') and (sex eq 'M') and (whiteNoh eq 1).  
sample 2172 from 90253.  
save outfile='H:\SPSSWIN\QOL_sampling\enl14.sav'  
  /keep paygroup ssn sex.
```

```
temporary.  
select if (paygroup eq '2') and (sex eq 'M') and (minorHis eq 1).  
sample 103 from 3816.  
save outfile='H:\SPSSWIN\QOL_sampling\enl15.sav'  
  /keep paygroup ssn sex.
```

```
temporary.  
select if (paygroup eq '2') and (sex eq 'M') and (minorNoH eq 1).  
sample 1124 from 41591.  
save outfile='H:\SPSSWIN\QOL_sampling\enl16.sav'  
  /keep paygroup ssn sex.
```

```
temporary.  
select if (paygroup eq '3') and (sex eq 'F') and (whiteHis eq 1) .  
sample 7 from 53.  
save outfile='H:\SPSSWIN\QOL_sampling\enl17.sav'  
  /keep paygroup ssn sex.
```

```
temporary.  
select if (paygroup eq '3') and (sex eq 'F') and (whiteNoh eq 1).  
sample 138 from 1444.  
save outfile='H:\SPSSWIN\QOL_sampling\enl18.sav'  
  /keep paygroup ssn sex.
```

```
temporary.  
select if (paygroup eq '3') and (sex eq 'F') and (minorHis eq 1).  
sample 5 from 51.  
save outfile='H:\SPSSWIN\QOL_sampling\enl19.sav'  
/keep paygroup ssn sex.
```

```
temporary.  
select if (paygroup eq '3') and (sex eq 'F') and (minorNoH eq 1).  
sample 63 from 646.  
save outfile='H:\SPSSWIN\QOL_sampling\enl20.sav'  
/keep paygroup ssn sex.
```

```
temporary.  
select if (paygroup eq '3') and (sex eq 'M') and (whiteHis eq 1) .  
sample 13 from 790.  
save outfile='H:\SPSSWIN\QOL_sampling\enl21.sav'  
/keep paygroup ssn sex.
```

```
temporary.  
select if (paygroup eq '3') and (sex eq 'M') and (whiteNoh eq 1).  
sample 335 from 20841.  
save outfile='H:\SPSSWIN\QOL_sampling\enl22.sav'  
/keep paygroup ssn sex.
```

```
temporary.  
select if (paygroup eq '3') and (sex eq 'M') and (minorHis eq 1).  
sample 10 from 465.  
save outfile='H:\SPSSWIN\QOL_sampling\enl23.sav'  
/keep paygroup ssn sex.
```

```
select if (paygroup eq '3') and (sex eq 'M') and (minorNoH eq 1).  
sample 112 from 6199.  
save outfile='H:\SPSSWIN\QOL_sampling\enl24.sav'  
/keep paygroup ssn sex.
```

```
get file='H:\SPSSWIN\QOL_sampling\enl1.sav'.  
frequencies variables=sex.
```

```
get file='H:\SPSSWIN\QOL_sampling\enl2.sav'.  
frequencies variables=sex.
```

```
get file='H:\SPSSWIN\QOL_sampling\enl3.sav'.
```

frequencies variables=sex.

get file='H:\SPSSWIN\QOL_sampling\enl4.sav'.
frequencies variables=sex.

get file='H:\SPSSWIN\QOL_sampling\enl5.sav'.
frequencies variables=sex.

get file='H:\SPSSWIN\QOL_sampling\enl6.sav'.
frequencies variables=sex.

get file='H:\SPSSWIN\QOL_sampling\enl7.sav'.
frequencies variables=sex.

get file='H:\SPSSWIN\QOL_sampling\enl8.sav'.
frequencies variables=sex.

get file='H:\SPSSWIN\QOL_sampling\enl9.sav'.
frequencies variables=sex.

get file='H:\SPSSWIN\QOL_sampling\enl10.sav'.
frequencies variables=sex.

get file='H:\SPSSWIN\QOL_sampling\enl11.sav'.
frequencies variables=sex.

get file='H:\SPSSWIN\QOL_sampling\enl12.sav'.
frequencies variables=sex.

get file='H:\SPSSWIN\QOL_sampling\enl13.sav'.
frequencies variables=sex.

get file='H:\SPSSWIN\QOL_sampling\enl14.sav'.
frequencies variables=sex.

get file='H:\SPSSWIN\QOL_sampling\enl15.sav'.
frequencies variables=sex.

get file='H:\SPSSWIN\QOL_sampling\enl16.sav'.
frequencies variables=sex.

get file='H:\SPSSWIN\QOL_sampling\enl17.sav'.
frequencies variables=sex.

get file='H:\SPSSWIN\QOL_sampling\enl18.sav'.
frequencies variables=sex.

```
get file='H:\SPSSWIN\QOL_sampling\enl19.sav'.
frequencies variables=sex.
```

```
get file='H:\SPSSWIN\QOL_sampling\enl20.sav'.
frequencies variables=sex.
```

```
get file='H:\SPSSWIN\QOL_sampling\enl21.sav'.
frequencies variables=sex.
```

```
get file='H:\SPSSWIN\QOL_sampling\enl22.sav'.
frequencies variables=sex.
```

```
get file='H:\SPSSWIN\QOL_sampling\enl23.sav'.
frequencies variables=sex.
```

```
get file='H:\SPSSWIN\QOL_sampling\enl24.sav'.
frequencies variables=sex.
```

SPSS Officer Sampling Runstream

Comment I'm drawing the officer sample for the 2002 QOL Survey.

Comment I have deleted the select ifs for:

CWO female, white hispanic and minority hispanic--there are none in the population.

GET

```
FILE=\select_eligO.sav'.
```

```
select if range (ssn,          ).
```

```
*select if range(uic,'00','91') or (uic eq 'BU').
```

temporary.

```
select if (paygroup eq '1') and (sex eq 'F') and (whiteNoh eq 1).
```

```
sample 16 from 37.
```

```
save outfile=off2.sav'
```

```
  /keep paygroup ssn sex uic3 name
```

temporary.

```
select if (paygroup eq '1') and (sex eq 'F') and (minorNoH eq 1).
```

```
sample 8 from 17.
```

```
save outfile=off4.sav'
```

```
  /keep paygroup ssn sex uic3 name
```

```
temporary.  
select if (paygroup eq '1') and (sex eq 'M') and (whiteHis eq 1) .  
sample 4 from 9.  
save outfile=off5.sav'  
  /keep paygroup ssn sex uic3 name
```

```
temporary.  
select if (paygroup eq '1') and (sex eq 'M') and (whiteNoh eq 1).  
sample 63 from 941.  
save outfile=off6.sav'  
  /keep paygroup ssn sex uic3 name
```

```
temporary.  
select if (paygroup eq '1') and (sex eq 'M') and (minorHis eq 1).  
sample 4 from 12.  
save outfile=off7.sav'  
  /keep paygroup ssn sex uic3 name
```

```
temporary.  
select if (paygroup eq '1') and (sex eq 'M') and (minorNoH eq 1).  
sample 47 from 291.  
save outfile=off8.sav'  
  /keep paygroup ssn sex uic3 name
```

```
temporary.  
select if (paygroup eq '2') and (sex eq 'F') and (whiteHis eq 1) .  
sample 38 from 71.  
save outfile=off9.sav'  
  /keep paygroup ssn sex uic3 name
```

```
temporary.  
select if (paygroup eq '2') and (sex eq 'F') and (whiteNoh eq 1).  
sample 805 from 1618.  
save outfile=off10.sav'  
  /keep paygroup ssn sex uic3 name
```

```
temporary.  
select if (paygroup eq '2') and (sex eq 'F') and (minorHis eq 1).  
sample 32 from 61.
```

```
save outfile=off11.sav'  
  /keep paygroup ssn sex uic3 name
```

```
temporary.  
select if (paygroup eq '2') and (sex eq 'F') and (minorNoH eq 1).  
sample 211 from 398.  
save outfile=off12.sav'  
  /keep paygroup ssn sex uic3 name
```

```
temporary.  
select if (paygroup eq '2') and (sex eq 'M') and (whiteHis eq 1) .  
sample 43 from 530.  
save outfile=off13.sav'  
  /keep paygroup ssn sex uic3 name
```

```
temporary.  
select if (paygroup eq '2') and (sex eq 'M') and (whiteNoh eq 1).  
sample 1062 from 13768.  
save outfile=off14.sav'  
  /keep paygroup ssn sex uic3 name
```

```
temporary.  
select if (paygroup eq '2') and (sex eq 'M') and (minorHis eq 1).  
sample 76 from 412,  
save outfile=off15.sav'  
  /keep paygroup ssn sex uic3 name
```

```
temporary.  
select if (paygroup eq '2') and (sex eq 'M') and (minorNoH eq 1).  
sample 370 from 2012.  
save outfile=off16.sav'  
  /keep paygroup ssn sex uic3 name
```

```
temporary.  
select if (paygroup eq '3') and (sex eq 'F') and (whiteHis eq 1) .  
sample 25 from 58.  
save outfile=off17.sav'  
  /keep paygroup ssn sex uic3 name
```

```
temporary.  
select if (paygroup eq '3') and (sex eq 'F') and (whiteNoh eq 1).  
sample 834 from 2047.  
save outfile=off18.sav'  
    /keep paygroup ssn sex uic3 name
```

```
temporary.  
select if (paygroup eq '3') and (sex eq 'F') and (minorHis eq 1).  
sample 15 from 34.  
save outfile=off19.sav'  
    /keep paygroup ssn sex uic3 name
```

```
temporary.  
select if (paygroup eq '3') and (sex eq 'F') and (minorNoH eq 1).  
sample 143 from 330.  
save outfile=off20.sav'  
    /keep paygroup ssn sex uic3 name
```

```
temporary.  
select if (paygroup eq '3') and (sex eq 'M') and (whiteHis eq 1) .  
sample 23 from 352.  
save outfile=off21.sav'  
    /keep paygroup ssn sex uic3 name
```

```
temporary.  
select if (paygroup eq '3') and (sex eq 'M') and (whiteNoh eq 1).  
sample 940 from 14907.  
save outfile=off22.sav'  
    /keep paygroup ssn sex uic3 name
```

```
temporary.  
select if (paygroup eq '3') and (sex eq 'M') and (minorHis eq 1).  
sample 25 from 156.  
save outfile=off23.sav'  
    /keep paygroup ssn sex uic3 name
```

```
select if (paygroup eq '3') and (sex eq 'M') and (minorNoH eq 1).  
sample 168 from 1116.  
save outfile=off24.sav'  
    /keep paygroup ssn sex uic3 name
```

```
get file=off1.sav'.
```


frequencies variables=sex.

get file=off2.sav'.
frequencies variables=sex.

get file=off3.sav'.
frequencies variables=sex.

get file=off4.sav'.
frequencies variables=sex.

get file=off5.sav'.
frequencies variables=sex.

get file=off6.sav'.
frequencies variables=sex.

get file=off7.sav'.
frequencies variables=sex.

get file=off8.sav'.
frequencies variables=sex.

get file=off9.sav'.
frequencies variables=sex.

get file=off10.sav'.
frequencies variables=sex.

get file=off11.sav'.
frequencies variables=sex.

get file=off12.sav'.
frequencies variables=sex.

get file=off13.sav'.
frequencies variables=sex.

get file=off14.sav'.
frequencies variables=sex.

get file=off15.sav'.
frequencies variables=sex.

get file=off16.sav'.
frequencies variables=sex.

```
get file=off17.sav'.  
frequencies variables=sex.
```

```
get file=off18.sav'.  
frequencies variables=sex.
```

```
get file=off19.sav'.  
frequencies variables=sex.
```

```
get file=off20.sav'.  
frequencies variables=sex.
```

```
get file=off21.sav'.  
frequencies variables=sex.
```

```
get file=off22.sav'.  
frequencies variables=sex.
```

```
get file=off23.sav'.  
frequencies variables=sex.
```

```
get file=off24.sav'.  
frequencies variables=sex.
```


Appendix H:
Concatenating Samples Drawn from Population Strata

comment 2002 QOL Survey enlisted add files; 1-10-02

```
Add files file='en1.sav'/
file='en2.sav'/
file='en3.sav'/
file='en4.sav'/
file='en5.sav'/
file='en6.sav'/
file='en7.sav'/
file='en8.sav'/
file='en9.sav'/
file='en10.sav'/
file='en11.sav'/
file='en12.sav'/
file='en13.sav'/
file='en14.sav'/
file='en15.sav'/
file='en16.sav'/
file='en17.sav'/
file='en18.sav'/
file='en19.sav'/
file='en20.sav'/
file='en21.sav'/
file='en22.sav'/
file='en23.sav'/
file='en24.sav'

save outfile='enlisted_concatenated_files.sav'.
get file='enlisted_concatenated_files.sav'.
frequencies variables=sex.
execute.
```

```
*****
**
```

Need to sort cases by uic, because the next run in which I create the mailing addresses requires that configuration.

```
*****
**
```

```
sort cases uic3 (a)
save outfile='enlisted_sorted_CatFile.sav'
```

```
get file='enlisted_sorted_CatFile.sav'
list variables=name
/cases from 1 to 14000 by 100
frequencies variables=uic3 rateabbr
finish
```

comment 2002 QOL Survey officer add files; 12-29-01.
comment There is no off1.sav or off3.sav because there were no such
individuals in the population.

```
Add files file='off2.sav' /  
file='off4.sav' /  
file='off5.sav' /  
file='off6.sav' /  
file='off7.sav' /  
file='off8.sav' /  
file='off9.sav' /  
file='off10.sav' /  
file='off11.sav' /  
file='off12.sav' /  
file='off13.sav' /  
file='off14.sav' /  
file='off15.sav' /  
file='off16.sav' /  
file='off17.sav' /  
file='off18.sav' /  
file='off19.sav' /  
file='off20.sav' /  
file='off21.sav' /  
file='off22.sav' /  
file='off23.sav' /  
file='off24.sav' .  
  
save outfile='officer_concatenated_files.sav'.  
get file='officer_concatenated_files.sav'.  
frequencies variables=sex.  
execute.
```

**Appendix I:
SPSS Runstreams to Create Mailing Address Files**

comment match files between my drawn concatenated samples for enlisted and the uic address tape; 1/9/02; ENL1_address.spssx

```
*****
Identify the key variables on the address tape and where they are located. "addr" stands for
"address" and the subscripts identify the line on which the extracted information goes in the
mailing address. "addr1"=Commanding Officer, Officer in Charge, etc. "addr2"=name of
command ...
*****
```

```
data list file='/opt/navydata/ADDRESS.200111.SPSS'
/1 uic3 1-5 (a) addr1 276-322 (a)
addr2 370-416 (a) addr3 417-463 (a)
addr4 464-500 (a) zip 501-510 (a)
```

```
sort cases uic3 (a)
```

```
*****
**
The match-files command stores an address for each Sailor by matching their uic with the
address for that uic on the address tape. The Sailor's name is taken from the file,
'enlisted_sorted_CatFile.sav'
*****
```

```
match files table=*/
file='enlisted_sorted_CatFile.sav'/
by uic3/
keep=rateabbr name addr1 addr2 addr3 addr4 zip/
map
execute
frequencies variables=zip
```

```
save outfile=ENLroster/map
get file=ENLroster
frequencies variables=zip
```

```
sort cases zip (a)
frequencies variables=zip
```

```
*****
Convert the system file into a write file
*****
```

```
write outfile= ENLroster1 table/1 addr1 rateabbr name
addr2 addr3 addr4 zip
```

execute

For the write file, specify the columns within which the lines
of the address should go and combine "addr4" (city) with zip
code so that they can be presented on one line

data list file=ENLroster1

 /addr1 1-47 (a) name 48-85 (a)

 addr2 86-132 (a) addr3 133-179 (a)

 cityzip 180-226 (a)

list variables=addr1 name addr2 addr3 cityzip

 /cases from 1 to 11000 by 100

frequencies variables=addr1 name addr2 addr3 cityzip

comment match files between my drawn concatenated samples for officers and the uic address tape; 1/9/02; OFF1_address.spssx

```
*****
Identify the key variables on the address tape and where they are located. "addr" stands for
"address" and the subscripts identify the line on which the extracted information goes in the
mailing address. "addr1"=Commanding Officer, Officer in Charge, etc. "addr2"=name of
command ...
*****
```

```
data list file='/opt/navydata/ADDRESS.200111.SPSS'
/1 uic3 1-5 (a) addr1 276-322 (a)
addr2 370-416 (a) addr3 417-463 (a)
addr4 464-500 (a) zip 501-510 (a)
```

```
sort cases uic3 (a)
```

```
*****
The match-files command stores an address for each Sailor by matching their uic with the
address for that uic on the address tape. The Sailor's name is taken from the file,
'officer_sorted_CatFile.sav'
*****
**
```

```
match files table=*/
file='officer_sorted_CatFile/'
by uic3/
keep=rank name addr1 addr2 addr3 addr4 zip uic3/
map
execute
frequencies variables=uic3 zip
```

```
save outfile=OFFroster/map
get file=OFFroster
frequencies variables=zip
```

```
sort cases zip (a)
frequencies variables=zip
```

```
*****
Convert the system file into a write file
*****
```

```
write outfile= OFFroster1 table/1 addr1 rank name
addr2 addr3 addr4 zip
execute
```

```
frequencies variables=zip
```

```
*****
```

```
For the write file, specify the columns within which the lines  
of the address should go and combine "addr4" (city) with zip  
code so that they can be presented on one line
```

```
*****
```

```
data list file=OFFroster1  
  /addr1 1-47 (a) name 48-85 (a)  
  addr2 86-132 (a) addr3 133-179 (a)  
  cityzip 180-226 (a)
```

```
list variables=addr1 name addr2 addr3 cityzip  
  /cases from 1 to 5000 by 50  
frequencies variables=addr1 name addr2 addr3 cityzip
```

Appendix J:
Optimized Sample Size Versus Actual Sample Size

Optimized Sample Size Versus Actual Sample Size

Employing the Sample Planning Tool, it was determined that 16,928 represented the optimized sample size. However, the actual number of individuals sampled was 16,841. The following text explains why this difference existed.

- The Sample Planning Tool called for 11,912 enlisted and 4,958 officers to be sampled—a total of 16,870.
- It also called for 58 additional individuals with incomplete or missing data on paygrade, gender, and/or the race/ethnicity composite.
- $16,870 + 58 = 16,928$
- However, the following individuals need to be subtracted from that total:
 - 6 officers—two strata contained no officers in the population, so bogus 3s were entered for them in the Sample Planning Tool so that the program would run.
 - In the SPSS sampling program that was written, 2,172 individuals were requested for one of the strata, but the program drew only 2,171.
 - In that same SPSS program, 940 individuals were requested for another strata, but the program drew only 939.
- Subtracting 8 left 16,920
- Additional individuals also had to be subtracted:
 - 39 enlisted had entered in their record “do not mail, activity pending activation”
 - 12 enlisted records had the individuals’ names, but no addresses
 - 22 officers had entered in their record “do not mail, activity pending activation”
 - 6 officer records had the individuals’ names but no addresses
- Subtracting these individuals left 16,841 ($16,920 - 79 = 16,841$).

Appendix K:
Survey Administration—Pre-Notification and Reminders

Pre-Notification Letter

Navy Personnel Research, Studies, and Technology Department

5720 Integrity Drive
Millington, TN 38055-1000

NPRST



<<Date>>

<<address1>>

ATTN: <<address2>>

<<address3>>

<<address4>>

<<address5>>

Dear <<rank>> <<lastname>>

In the next few weeks, you will be receiving the Navy Quality of Life Survey. You were randomly selected to receive this survey. It is your chance to give the Chief of Naval Personnel feedback on issues that affect you and other Sailors. Your opinions are important and can make a difference.

There are two versions of the survey: paper and online. You may select whichever method you prefer. When you receive the survey, please complete and return it right away (for the paper survey, a return envelope will be provided). Your quick response will ensure that your opinions are reflected in the findings.

All responses (whether paper or electronic) will come directly to us at the Navy Personnel Research, Studies, and Technology Department and will be completely confidential. Your answers will be combined with answers from other Sailors so that you personally cannot be identified; only group statistics will be reported.

If you have any questions about this survey, please contact me at DSN 882-4646, (901) 874-4646, or gerry.wilcove@persnet.navy.mil.

Thank you in advance for your time and assistance in this important effort.

Sincerely,

Gerry Wilcove, Ph.D.
Project Director



DEPARTMENT OF THE NAVY
CHIEF OF NAVAL PERSONNEL
WASHINGTON, D.C. 20370-5000

IN REPLY REFER TO

COMMANDING OFFICER
ATTN: IT2 MELINDA WILLIAMS A ROBINSON
JICPAC BOX 500
BLDG 352 MAKALAPA DR
PEARL HARBOR HI 96860-7450

Dear IT2 ROBINSON,

The Navy is seeking your help in gathering important information about quality of life for our people. You were randomly selected to participate in a survey to collect this data. The information you and other Sailors provide will help us assess how well the Navy is doing in addressing your needs.

Enclosed is your copy of the *Navy Quality of Life Survey*. I urge you to complete and return the survey. Both the CNO and I are intent on improving the quality of life for our Sailors and their family members; we need your help so we can direct our efforts appropriately. Your participation is very important because your answers represent your shipmates who were not selected to participate in the survey.

Sometimes individuals express concerns about responding frankly to surveys like this. I assure you, your responses will be anonymous to everyone except the few researchers conducting the survey. Your answers will be combined with those of other Sailors and only group results will be reported.

YOU CAN COMPLETE THE SURVEY ON PAPER OR ONLINE. If you choose the paper version, please return your completed survey in the enclosed postage-paid envelope. The survey can be completed online at <https://www.nprst.navy.mil/gol>. You will be asked to choose a username and password. You will be able to log on again at a later time if you want to answer the survey in more than one session. Whichever version you choose, please complete and return the survey as soon as possible.

This survey is being conducted by the Navy Personnel Research, Studies, and Technology Department of the Navy Personnel Command. If you have any questions, contact Dr. Gerry Wilcove at (901) 874-4646/ DSN 882-4646, or E-mail: gerry.wilcove@persnet.navy.mil.

This is a very important topic, and your cooperation and assistance with this study is appreciated. Thank you for taking the time to help improve our Navy!

Sincerely,

NORBERT R. RYAN, JR.
Vice Admiral, U.S. Navy

Reminder Postcard

Dear Sailor:

Recently, you were sent a copy of the 2002 Navy Quality of Life Survey. You were randomly selected by computer to participate in this survey. You were given the choice of completing the paper version or the online version of the survey.

This survey is designed to help Navy leadership assess quality of life in the Navy and the policies and programs affecting it. The success of this survey depends on you. *Your responses will help make positive changes today and shape the Navy of the future.*

If you haven't completed the survey, please do so. If you have--**THANK YOU FOR YOUR PARTICIPATION!!!**

Dr. Gerry Wilcove
Personnel Research Psychologist
Navy Personnel Command
Navy Personnel, Research, Studies,
and Technology Department

Reminder Letter

<Date>

<address1>

Attn: <rank> <first name> <mi> <last name>

<address2>

<address3>

<city state> <zip>

Dear <rank> <last name>:

Several weeks ago, you were asked by the Chief of Naval Personnel (CNP) to participate in the *Navy Quality of Life Survey*. One of the primary goals of the CNP is to improve quality of life for all Sailors and their families, but he needs feedback from you. Your views and opinions are important, and I urge you to take this final opportunity to add your input to the findings that will be reported from this survey.

Because these findings may be used in decisions about quality of life issues, they should accurately represent the opinions and attitudes of all Sailors. The sample was carefully selected in such a way to ensure this representation, but the success of this method depends on you, and others like you, who are willing to complete and return the questionnaire.

If you have completed and returned your survey, thank you for your participation. If you have not yet completed the survey, please fill out the questionnaire and return it in the postage-paid envelope that was included. If you did not receive the survey, or you need another copy, please call our Survey Operations Center at (901) 874-4943 or DSN 882-4943, or send an e-mail message to evangeline.clewis@persnet.navy.mil. If you prefer to complete the survey online, please go to <http://nprst.navy.mil/quality>.

I appreciate your time and effort in helping us to gather information on this very important topic. If you have any questions about the survey, I can be reached at (901) 874-4646, DSN 882-4646, or gerry.wilcove@persnet.navy.mil.

Sincerely,

Gerry Wilcove, Ph.D.
Project Director

**Appendix L:
Survey Administration—Publicity**

Original Message-----

From: Pelkie, Daren R. LCDR

Sent: Tuesday, February 05, 2002 8:33 AM

To: Agee, Amanda (Contractor)

Subject: FW: NEWS RELEASE - QUALITY OF LIFE SURVEY COMING SOON

Amanda,

As you can see, LT Spiers in CNP's office sent this story to a lot of different publications, ships, PAOs, and electronic media outlets. The story is definitely out there now.

VR/Daren

-----Original Message-----

From: Spiers, Jon LT

Sent: Monday, February 04, 2002 3:43 PM

To: aderrick@nassig.sicily.navy.mil; 'AEGIS Training and Readiness Center, Dahl'; 'AFRTS Broadcast Center'; 'AFRTS Broadcast Center 2'; ALL ATLANTIC FLEET SUBS; 'ALL HANDS'; ALL PACIFIC FLEET SUBS; 'American Forces Network'; 'American Forces Network 2'; 'American Forces Network 3'; 'American Forces Network 4'; 'American Forces Network 5'; 'American Forces Network 7'; 'Amphibious Group Three, San Diego'; 'Asst Secretary of the Navy LIFELines'; 'Bureau of Medicine and Surgery'; 'Captain's Call Kit, NNS, NWS, PA Commun'; 'Chief of Naval Operations'; 'Chief of Naval Research'; coastline@navsta.rota.navy.mil; 'COMDESRON Fourteen'; 'Commander Amphibious Group ONE'; 'Commander Carrier Group FIVE'; 'Commander in Chief, Atlantic Fleet Norfolk'; 'Commander in Chief, US Naval Forces Europe'; 'Commander Naval Air Force US Pacific'; 'Commander Naval Region Northeast'; 'Commander Naval Reserve Force New Orleans'; 'Commander Naval Surface Pacific San Diego'; 'Commander Navy Region Northwest'; 'Commander Navy Region Southwest'; 'Commander Second Fleet'; 'Commander Seventh Fleet'; 'Commander Sixth Fleet'; 'Commander Third Fleet'; 'Commander, Naval Forces Japan'; 'Commander, Naval Surface Force, US Atlantic Fleet'; Cossitt, Anne E LT (CNAP N01P3); 'Defense Information School'; editor@northwestnavigator.com; 'European Broadcast Center'; 'Family Service Center Great Lakes'; fifi_kieschnick@smtpgate.nsi.navy.mil; 'Fleet Combat Training Center Atlantic'; gosport@military.com; 'Headquarters, U S Military Entrance Processing'; 'HQ, Naval District Washington'; jbrown@Ind.com; 'JFCOM/SACLANT Norfolk'; JOC Nagle; JOCDOMOJO@hotmail.com; 'Joint Task Force South West Asia'; kcopeland@cnsi.spear.navy.mil; licupk@navsoc.navy.mil; LTJG Bill Couch; Mann, Bashon JO2; 'Master Chief Petty Officer of the Navy'; 'Military Sealift Command Atlantic Norfolk'; 'Military Sealift Command Far East'; 'Military Sealift Command Pacific, San Diego'; 'Military Sealift Command Washington, DC'; 'Mine Warfare Command Corpus Christi'; n00w@ccd3.navy.mil; n01pa@guam.navy.mil; 'Naval Air Station Brunswick'; 'Naval Air Station Fallon'; 'Naval Air Station Jacksonville'; 'Naval Air Station Kingsville/Training Airwing 2'; 'Naval Air Station Meridian'; 'Naval Air Station North Island San Diego'; 'Naval Air Station Pensacola'; 'Naval Air Station Point Mugu'; 'Naval Air Station Sigonella'; 'Naval Air Station Whidbey Island'; 'Naval Base Oak Harbor'; 'Naval Base Point Loma San Diego'; 'Naval Base Ventura County'; 'Naval Education and Training Center'; 'Naval Education and Training Center 2'; 'Naval Mobile Construction Battalion 2'; 'Naval Postgraduate School'; 'Naval Recruiting District'; 'Naval Support Activities 3'; 'Naval Support Activities 4'; 'Naval Support Activities 5'; 'Naval Surface Force, US Atlantic Fleet 2'; 'Naval Training Center'; 'Naval Weapons Station 2'; 'Naval Weapons Station 3'; Navy Medical News; 'Navy Offices of Information'; 'Navy Offices of Information 2'; 'Navy Offices of Information 3'; 'Navy Recruiting Command'; 'Navy/Marine Corps News'; pao@idfcfk.navy.mil; pgnann@nsmayport.spear.navy.mil; 'Public Affairs Center 2'; racheldavis@jacksonville.com; rebecca.rogers@msc.navy.mil; Rudolph Brewington; sea.services.weekly@ndw.navy.mil; stephan.t.d@nrst.navy.mil; 'Submarine Force Atlantic'; 'Submarine Group Nine'; 'Submarine Group Ten'; 'Submarine Group Two'; Sutherland, Richard J01 (NRSW N09S); testern@navair.navy.mil; tobias_bob@nwschs.navy.mil; 'U S Central Command'; 'U S Joint Forces Command Norfolk'; 'U S Naval Academy Annapolis'; 'U S Pacific Command'; USS ARTHUR W RADFORD; USS BATAAN; USS BELLEAU WOOD; USS BONHOMME RICHARD; USS BOXER; USS BRIDGE; USS CARL VINSON; USS CONSTELLATION; USS CORONADO; USS

CROMMELIN; USS DWIGHT D EISENHOWER; USS ENTERPRISE; USS FLETCHER; USS GEORGE WASHINGTON; USS IWO JIMA; USS JOHN C STENNIS; USS JOHN F KENNEDY; USS KITTY HAWK; USS MOUNT WHITNEY; USS NIMITZ; USS O'KANE; USS RAMAGE; USS REUBEN JAMES; USS RUSSELL; USS SAIPAN; USS SPRUANCE; USS TARAWA; USS THEODORE ROOSEVELT; USS WHIDBEY ISLAND; William Hendrix

Cc: Pelkie, Daren R. LCDR; Brian JOCS Roscoe; Denny Moynihan; Frank ENS Huffman; Lisa Mikoliczyk; Lynette Williams; Milinda JOC Jensen

Subject: NEWS RELEASE - QUALITY OF LIFE SURVEY COMING SOON

Attached story will help ensure our Sailors who receive the survey appreciate its importance. Please help advertise the Quality of Life survey.

**Navy Personnel Command
Public Affairs Office
Navy Quality of Life Survey Coming Soon**

WASHINGTON (NNS) - Approximately 17,000 randomly selected Navy men and women will be asked for their inputs on quality of life issues in a questionnaire they will receive this month. The survey is administered by the Navy Personnel Research, Studies, and Technology (NPRST) department of the Navy Personnel Command (NPC), Millington, Tenn.

The Navy Quality of Life (QOL) Survey asks about areas of Navy life critical to Sailors and their families. Officials hope to get feedback from Sailors on a wide range of topics including their career, shipboard life, housing options and preparedness. NPRST's predecessor, Navy Personnel Research and Development Center (NPRDC) first administered the survey in 1999. The biennial survey results help policy planners determine programs that need to be developed or altered to meet Fleet needs.

Chief of Naval Personnel, Vice Admiral Norb Ryan Jr., stressed the importance of the survey. "We want to hear from Sailors. The information they provide when completing this survey will help us focus our quality of life efforts to ensure we do the right things for them and their families. As with everything we do, each Sailor's personal input is essential to enhancing the product for the entire team."

Sailors chosen to participate are scientifically selected to provide a representative sample of the Navy. It is important that each Sailor who receives a survey complete and return it, because each individual represents not only their individual views but the views of their peers as well. Not responding to the survey means the views of many Sailors will not be represented in policy reviews and changes.

Sailors selected to receive the survey will be sent a notification letter approximately two weeks prior to the survey's arrival. This year the survey can be completed in two ways: either the standard paper and pencil method or on the Web site, which is included in the survey.

Questions concerning the survey should be directed to NPRST, (901) 874-2224 (DSN 882).

- 30 -

Thanks and very respectfully,

Lt. Jon Spiers
Chief of Naval Personnel
Assistant Public Affairs Officer
phone: (703) 614-7613, DSN 224-7613
fax: (703) 614-8321 e-fax (253) 669-0925

Gerry:

The QOL Survey story ran on LifeLines today. I don't know why they included a Tricare link at the bottom or who choose the picture, but the story is out there for all to read. Hope it helps boost the response rate. I'll let you know if I see it run anywhere else.

http://www.lifelines2000.org/module/nws/nws_default.asp?module=Poll&abbrev=pll&action=display&view=&tree=&NoCache=2%2F4%2F2002+4%3A59%3A56+PM&ItemID=1967

Thanks,
Amanda Agee, PAO
Navy Personnel Research, Studies, and Technology (NPRST/PERS-1)
Phone (901) 874-2192 (DSN 882)
amanda.agee@persnet.navy.mil

Appendix M:
Response Option Codes Used to Program Scanner



Chief of Naval Personnel Washington, DC

Navy Quality of Life Survey



63
62
61
60
59
58
57
56
55
54
53
52
51
50
49
48
47
46
45
44
43
42
41
40
39
38
37
36
35
34
33
32
31
30
29
28
27
26
25
24
23
22
21
20
19
18
17
16
15
14
13
12
11
10
9
8
7
6
5
4
3
2
1

63
62
61
60
59
58
57
56
55
54
53
52
51
50
49
48
47
46
45
44
43
42
41
40
39
38
37
36
35
34
33
32
31
30
29
28
27
26
25
24
23
22
21
20
19
18
17
16
15
14
13
12
11
10
9
8
7
6
5
4
3
2
1

Dear Survey Participant,

This survey will ask you a number of questions about how you feel about your life. There are many aspects to life and this survey attempts to cover the major ones for most people. Despite the survey length, we think you will find most of the questions interesting and easy to answer because they ask you about YOUR life. Because all people don't feel the same way about what happens to them in everyday life, there are no right or wrong answers.

We are interested in YOUR opinions. We hope that you will answer each question carefully and frankly. Your answers will help us form an accurate assessment of the quality of life (QOL) experienced by Navy personnel. Your responses will never be singled out individually and you are free to leave blank any question you do not wish to answer.

The Navy QOL Survey is being conducted by the Institute for Organizational Assessment (PERS-14), at the Navy Personnel Research, Studies, and Technology Department (NPRST) of the Navy Personnel Command. If you have any questions, please call or email us at:

Dr. Gerry Wilcove
DSN 882-4646 or (901) 874-4646
E-mail: gerry.wilcove@persnet.navy.mil

or

Dr. Michael Schwerin
DSN 882-4654 or (901) 874-4654
E-mail: michael.schwerin@persnet.navy.mil

Thank you VERY much for your opinions!

IMPORTANT MARKING INSTRUCTIONS

- ★ USE NO. 2 PENCIL ONLY.
- ★ Do NOT use ink, ballpoint, or felt tip pens.
- ★ Erase cleanly and completely any changes you make.
- ★ Make black marks that fill in the entire circle.
- ★ Do NOT make stray marks on the form.
- ★ Do NOT fold, tear, or mutilate this form.
- ★ When applicable, write the numbers in the boxes at the top of the block.



CORRECT: ●
INCORRECT: ✓ ⊗ ⊖ ⊙

PRIVACY ACT STATEMENT

Public Law 93-579, called the Privacy Act of 1974, requires that you be informed of the purpose of this survey and of the uses to be made of the information collected.

AUTHORITY: The Navy Personnel Research, Studies, and Technology Department may collect the information requested in this survey under the authority of Title 5, U.S. Code 301, and Title 10, U.S. Code 3051 and 3052, and Executive Order 9397. License to administer this survey is granted under OPNAV Report Control Symbol 1700-5, which expires on 31 Dec 2009.

PRINCIPAL PURPOSE: The information collected in this survey will be used to evaluate existing and proposed policies, procedures, and programs in the Navy. The data will be analyzed and maintained by the Navy Personnel Research, Studies, and Technology Department.

ROUTINE USES: None

CONFIDENTIALITY: All responses will be held in confidence. The information you provide will be considered only when statistically combined with the responses of others, and will NOT be identified with any single individual. Personal identifiers will be used only to conduct retention and other follow-on research as needed. The information provided will NOT become part of your permanent record and will NOT affect your career in any way.

PARTICIPATION: Providing information is completely voluntary. Failure to respond to any of the questions will NOT result in any penalties except lack of your opinions in the survey results.

CAREER AND JOB

1. What was your career plan when you joined the Navy?

- ① To complete my initial enlistment or obligation, then leave the Navy
- ② To complete training in a trade or skill, then leave the Navy
- ③ To make the Navy a career (20 or more years)
- ④ I was not sure of my plans when I joined
- ⑤ Other (Please specify) _____

2. How likely is it that you will stay in the Navy at least until you are eligible to retire? *Mark only ONE answer.*

- ① Eligible to retire now
- ② Definitely will stay in the Navy until retirement
- ③ Probably will stay in the Navy until retirement
- ④ Don't know if I will stay in the Navy until retirement
- ⑤ Probably will NOT stay in the Navy until retirement
- ⑥ Definitely will NOT stay in the Navy until retirement

3. If you are eligible to retire, what are your career plans?

- ① Does not apply/Not eligible to retire
- ② Have decided to leave now
- ③ Have made no decision yet
- ④ Have decided to stay

4. How much time remains in your current enlistment or service obligation (include obligated time left in current tour)?

- ① Less than 3 months
- ② 3 months to less than 7 months
- ③ 7 months to less than 1 year
- ④ 1 year to less than 2 years
- ⑤ 2 years to less than 3 years
- ⑥ 3 years or more

5. At your next decision point, how likely is it that you will remain in the Navy (Enlisted: reenlisting or extending; Officers: accepting new orders or extending)?

- ① Does not apply/Involuntarily separating
- ② Very Likely
- ③ Likely
- ④ Undecided
- ⑤ Unlikely
- ⑥ Very Unlikely

6. How many days during the past 12 months have you been away from your permanent duty station (berthed out of the area, not at home) for activities such as deployment, work-ups, training, and TAD?

- ① None
- ② 1-30 (one month or less)
- ③ 31-60 (between one and two months)
- ④ 61-120 (between three and four months)
- ⑤ 121-180 (between five and six months)
- ⑥ 181-240 (between seven and eight months)
- ⑦ More than 240 days (more than eight months)

7. In your current assignment, how many hours have you worked in a typical week at your Navy job?

- ① 40 hours or less
- ② 41-50 hours
- ③ 51-60 hours
- ④ 61-70 hours
- ⑤ 71-80 hours
- ⑥ 81 or more hours

8. How much do you **AGREE** or **DISAGREE** with the following statements?

	COMPLETELY AGREE	AGREE	SOMEWHAT AGREE	NEUTRAL	SOMEWHAT DISAGREE	DISAGREE	COMPLETELY DISAGREE
a. I would be very happy to spend the rest of my career in the Navy	①	②	③	④	⑤	⑥	⑦
b. I enjoy discussing the Navy with people in the civilian world	①	②	③	④	⑤	⑥	⑦
c. I really feel as if the Navy's problems are my own	①	②	③	④	⑤	⑥	⑦
d. I do not think that I could easily become as attached to another organization as I am to the Navy	①	②	③	④	⑤	⑥	⑦
e. I feel like "part of the family" in the Navy	①	②	③	④	⑤	⑥	⑦
f. I feel "emotionally attached" to the Navy	①	②	③	④	⑤	⑥	⑦
g. The Navy has a great deal of personal meaning for me	①	②	③	④	⑤	⑥	⑦
h. I feel a strong sense of belonging to the Navy	①	②	③	④	⑤	⑥	⑦

63
62
61
60
59
58
57
56
55
54
53
52
51
50
49
48
47
46
45
44
43
42
41
40
39
38
37
36
35
34
33
32
31
30
29
28
27
26
25
24
23
22
21
20
19
18
17
16
15
14
13
12
11
10
9
8
7
6
5
4
3
2
1

63
62
61
60
59
58
57
56
55
54
53
52
51
50
49
48
47
46
45
44
43
42
41
40
39
38
37
36
35
34
33
32
31
30
29
28
27
26
25
24
23
22
21
20
19
18
17
16
15
14
13
12
11
10
9
8
7
6
5
4
3
2
1

9. How satisfied are you with the following aspects of your job?

DOES NOT APPLY
COMPLETELY DISSATISFIED
DISSATISFIED
SOMEWHAT DISSATISFIED
NEUTRAL
SOMEWHAT SATISFIED
SATISFIED
COMPLETELY SATISFIED

JOB SATISFACTION

a.	Your co-workers	1	2	3	4	5	6	7
b.	Your pay	1	2	3	4	5	6	7
c.	Your benefits	1	2	3	4	5	6	7
d.	The amount of support and guidance you receive from your supervisor	1	2	3	4	5	6	7
e.	The amount of job security you have	1	2	3	4	5	6	7
f.	The opportunity for personal growth and development on your job	1	2	3	4	5	6	7
g.	The degree of respect and fair treatment you receive from superiors	1	2	3	4	5	6	7
h.	The amount of challenge in your job	1	2	3	4	5	6	7
i.	The feeling of accomplishment you get from doing your job	1	2	3	4	5	6	7
j.	The leadership provided by your superiors	1	2	3	4	5	6	7
k.	Ability to work independently	1	2	3	4	5	6	7
l.	A job free from problems (e.g., able to concentrate, tolerance for mistakes)	1	2	3	4	5	6	7

WORKPLACE ISSUES

m.	The physical environment where your work takes place	1	2	3	4	5	6	7	
n.	The pace of your work	1	2	3	4	5	6	7	
o.	The number of people available to get the work done	1	2	3	4	5	6	7	
p.	The number of quick response tasks	1	2	3	4	5	6	7	
q.	The time available to do a good job	1	2	3	4	5	6	7	
r.	Availability of equipment	1	2	3	4	5	6	7	
s.	The age of the equipment you use in your work	1	2	3	4	5	6	7	
t.	Availability of tools	1	2	3	4	5	6	7	8
u.	Availability of supplies	1	2	3	4	5	6	7	
v.	Availability of repair parts	1	2	3	4	5	6	7	8
w.	Availability of outside maintenance support	1	2	3	4	5	6	7	

10. How much do you AGREE or DISAGREE with the following statements?

COMPLETELY DISAGREE
DISAGREE
SOMEWHAT DISAGREE
NEUTRAL
SOMEWHAT AGREE
AGREE
COMPLETELY AGREE

a.	My current assignment is career enhancing	1	2	3	4	5	6	7
b.	I have been adequately recognized for my accomplishments on my EVALs/FITREPs	1	2	3	4	5	6	7
c.	I have made sufficient progress/ advancement in my designator, rating, or community	1	2	3	4	5	6	7
d.	I expect to be advanced within my current term of service, commitment, or obligated service	1	2	3	4	5	6	7

11. What impact does your career development have on your ability to perform your job?

- 1 Greatly increases job performance
- 2 Increases job performance
- 3 No effect on job performance
- 4 Decreases job performance
- 5 Greatly decreases job performance

12. What impact does your career development have on your desire to stay in the Navy?

- 1 Greatly increases desire to stay
- 2 Increases desire to stay
- 3 No effect on decision
- 4 Decreases desire to stay
- 5 Greatly decreases desire to stay

13. What impact does your current job have on your desire to stay in the Navy?

- 1 Greatly increases desire to stay
- 2 Increases desire to stay
- 3 No effect on decision
- 4 Decreases desire to stay
- 5 Greatly decreases desire to stay

SHIPBOARD LIFE

14. How many times have you been on deployment during the past 5 years? (A "deployment" is scheduled time away from homeport for 90 days or more/60 days or more for submariners.)

- ① None
- ② One
- ③ Two
- ④ Three
- ⑤ Four or more

15. Are you now or have you ever served aboard ship for 90 days or more/60 days or more for submariners?

- ① Yes, I am currently serving aboard ship
- ② Yes, I have served aboard ship in the past, but I am not currently aboard ship → Go to Question 19
- ③ No, I have never served aboard ship → Go to PERSONAL HEALTH on Page 6

16. Which of the following statements describes why you are currently serving aboard ship? **Mark only ONE answer.**

- ① I am presently on deployment
- ② I am living and working aboard ship in port
- ③ I am working aboard ship in port and living elsewhere
- ④ I am currently assigned to a ship, but living and working ashore (e.g., Blue/Gold crews)

→ Go to Question 19

17. How long is your scheduled deployment for?

- ① 2 months
- ② 3 months
- ③ 4 months
- ④ 5 months
- ⑤ 6 months or more

18. How much time is remaining in your deployment?

- ① 1 month or less
- ② 2 months
- ③ 3 months
- ④ 4 months
- ⑤ 5 months
- ⑥ 6 months or more

19. When did you last serve aboard ship for 90 days or more/60 days or more for submariners?

- ① Currently serving aboard ship for that length of time
- ② Within the last year
- ③ 1-2 years ago
- ④ 3-4 years ago
- ⑤ 5-6 years ago
- ⑥ More than 6 years ago

→ Go to PERSONAL HEALTH on Page 6

20. How satisfied are you with the following aspects of shipboard life?

	COMPLETELY SATISFIED	SOMEWHAT SATISFIED	NEUTRAL	SOMEWHAT DISSATISFIED	COMPLETELY DISSATISFIED	DOES NOT APPLY		
FACILITIES								
a. The working area	①	②	③	④	⑤	⑥	⑦	
b. The berthing area	①	②	③	④	⑤	⑥	⑦	⑧
c. Pillows and bed linens	①	②	③	④	⑤	⑥	⑦	⑧
d. Mattresses	①	②	③	④	⑤	⑥	⑦	⑧
e. Space in your rack	①	②	③	④	⑤	⑥	⑦	⑧
f. The shower/head spaces	①	②	③	④	⑤	⑥	⑦	⑧
g. Shower/head fixtures	①	②	③	④	⑤	⑥	⑦	⑧
h. Number of showers/heads	①	②	③	④	⑤	⑥	⑦	⑧
i. Personal storage space	①	②	③	④	⑤	⑥	⑦	⑧
SERVICES								
j. The mess area	①	②	③	④	⑤	⑥	⑦	⑧
k. Food	①	②	③	④	⑤	⑥	⑦	⑧
l. Drinking water	①	②	③	④	⑤	⑥	⑦	⑧
m. Lounges in berthing area	①	②	③	④	⑤	⑥	⑦	⑧
n. Lounges outside berthing area	①	②	③	④	⑤	⑥	⑦	⑧
o. The gym/physical fitness equipment aboard ship	①	②	③	④	⑤	⑥	⑦	⑧
p. Recreational activities	①	②	③	④	⑤	⑥	⑦	⑧
q. Movies	①	②	③	④	⑤	⑥	⑦	⑧
r. The Library/Multimedia Resource Center	①	②	③	④	⑤	⑥	⑦	⑧
s. Internet access (e.g., World Wide Web)	①	②	③	④	⑤	⑥	⑦	⑧
t. Email access	①	②	③	④	⑤	⑥	⑦	⑧
u. Personal computers	①	②	③	④	⑤	⑥	⑦	⑧
v. Ship's store	①	②	③	④	⑤	⑥	⑦	⑧
w. Barber shop	①	②	③	④	⑤	⑥	⑦	⑧
x. Post office	①	②	③	④	⑤	⑥	⑦	⑧
y. Snack bar	①	②	③	④	⑤	⑥	⑦	⑧
z. Vending machines	①	②	③	④	⑤	⑥	⑦	⑧
aa. Laundry	①	②	③	④	⑤	⑥	⑦	⑧

63
62
61
60
59
58
57
56
55
54
53
52
51
50
49
48
47
46
45
44
43
42
41
40
39
38
37
36
35
34
33
32
31
30
29
28
27
26
25
24
23
22
21
20
19
18
17
16
15
14
13
12
11
10
9
8
7
6
5
4
3
2
1

	COMPLETELY SATISFIED	SOMEWHAT SATISFIED	NEUTRAL	SOMEWHAT DISSATISFIED	DISSATISFIED	COMPLETELY DISSATISFIED	DOES NOT APPLY	
PHYSICAL ENVIRONMENT								
bb. Lighting	1	2	3	4	5	6	7	
cc. Temperature	1	2	3	4	5	6	7	
dd. Ventilation	1	2	3	4	5	6	7	
ee. Cleanliness	1	2	3	4	5	6	7	
ff. Odor	1	2	3	4	5	6	7	
gg. Noise	1	2	3	4	5	6	7	
hh. Motion	1	2	3	4	5	6	7	
ii. Vibration	1	2	3	4	5	6	7	
jj. Safety	1	2	3	4	5	6	7	
SOCIAL & OTHER FACTORS								
kk. Privacy	1	2	3	4	5	6	7	8
ll. Amount of room in berthing area	1	2	3	4	5	6	7	8
mm. Amount of room in working area	1	2	3	4	5	6	7	
nn. Ability to get in touch with your family/friends ashore	1	2	3	4	5	6	7	8
oo. The opportunity to feel part of a work team or division								
pp. Opportunity to get together with friends aboard ship	1	2	3	4	5	6	7	
qq. Ability to move about the ship	1	2	3	4	5	6	7	
rr. Quality of port calls	1	2	3	4	5	6	7	8
ss. Number of port calls	1	2	3	4	5	6	7	8

21. What impact does shipboard life have on your ability to perform your job?

- 1 Greatly increases job performance
- 2 Increases job performance
- 3 No effect on job performance
- 4 Decreases job performance
- 5 Greatly decreases job performance

22. What impact does shipboard life have on your desire to stay in the Navy?

- 1 Greatly increases desire to stay
- 2 Increases desire to stay
- 3 No effect on decision
- 4 Decreases desire to stay
- 5 Greatly decreases desire to stay

PERSONAL HEALTH

23. What is the state of your health?

- 1 Excellent
- 2 Good
- 3 Fair
- 4 Poor
- 5 Very poor

24. Please answer the following questions regarding sources of medical and dental care.

	CIVILIAN PROVIDER	MILITARY PROVIDER	DOES NOT APPLY
a. Whom do you see for the majority of your medical care?	1	2	3
b. Whom do you see for the majority of your dental care?	1	2	3
c. Whom do your dependents see for the majority of their medical care?	1	2	3
d. Whom do your dependents see for the majority of their dental care?	1	2	3

25. How satisfied are you with the following aspects of your health and health care?

	COMPLETELY SATISFIED	SOMEWHAT SATISFIED	NEUTRAL	SOMEWHAT DISSATISFIED	DISSATISFIED	COMPLETELY DISSATISFIED	DOES NOT APPLY	
a. Your current weight	1	2	3	4	5	6	7	
b. Your level of energy	1	2	3	4	5	6	7	
c. How well you sleep	1	2	3	4	5	6	7	
d. The amount of sleep you get	1	2	3	4	5	6	7	
e. Your endurance	1	2	3	4	5	6	7	
f. Your physical fitness	1	2	3	4	5	6	7	
g. The amount of stress in your life	1	2	3	4	5	6	7	
h. Your medical care	1	2	3	4	5	6	7	8
i. Your dental care	1	2	3	4	5	6	7	8
j. Your dependents' medical care	1	2	3	4	5	6	7	8
k. Your dependents' dental care	1	2	3	4	5	6	7	8
l. TRICARE								
(1) Overall	1	2	3	4	5	6	7	8
(2) How claims are handled	1	2	3	4	5	6	7	8
(3) Customer service	1	2	3	4	5	6	7	8
(4) Amount of paperwork	1	2	3	4	5	6	7	8
(5) Medical services available	1	2	3	4	5	6	7	8

26. What impact does your personal health have on your ability to perform your job?

- ① Greatly increases job performance
- ② Increases job performance
- ③ No effect on job performance
- ④ Decreases job performance
- ⑤ Greatly decreases job performance

27. What impact does your personal health have on your desire to stay in the Navy?

- ① Greatly increases desire to stay
- ② Increases desire to stay
- ③ No effect on decision
- ④ Decreases desire to stay
- ⑤ Greatly decreases desire to stay

SAILOR PREPAREDNESS

SAILOR PREPAREDNESS refers to your preparation and ability to perform your Navy job. This includes your formal and on-the-job training, your preparations for deployment, and other factors that may affect your job.

28. If you have to deploy on short notice in the future, have you made provisions for each of the following?

	YES	NO	DOES NOT APPLY
--	-----	----	----------------

a. A will	①	②	③	④	⑤	⑥	⑦
b. A joint checking account	①	②	③	④	⑤	⑥	⑦
c. A power of attorney	①	②	③	④	⑤	⑥	⑦
d. Childcare	①	②	③	④	⑤	⑥	⑦
e. Elder care	①	②	③	④	⑤	⑥	⑦
f. Care for pets	①	②	③	④	⑤	⑥	⑦
g. An updated SGLI	①	②	③	④	⑤	⑥	⑦
h. An updated Page 2	①	②	③	④	⑤	⑥	⑦
i. Storage of possessions	①	②	③	④	⑤	⑥	⑦
j. Payment of bills	①	②	③	④	⑤	⑥	⑦
k. Management of investments	①	②	③	④	⑤	⑥	⑦
l. Family health care	①	②	③	④	⑤	⑥	⑦

29. If you are deployed, have you lost time from work due to any of the following personal reasons? **Mark ALL that apply.**

- ① Does not apply/Not deployed
- ① Your education (if not part of your military duties)
- ① Emergency leave
- ① Medical or dental needs
- ① Other (Please specify) _____

30. How much do you **AGREE** or **DISAGREE** with the following statements?

	COMPLETELY AGREE	AGREE	SOMEWHAT AGREE	NEUTRAL	SOMEWHAT DISAGREE	DISAGREE	COMPLETELY DISAGREE
--	------------------	-------	----------------	---------	-------------------	----------	---------------------

a. My Navy training/education has been effective	①	②	③	④	⑤	⑥	⑦
b. My job matches my level of ability	①	②	③	④	⑤	⑥	⑦
c. My job matches my level of training	①	②	③	④	⑤	⑥	⑦
d. My job matches my level of experience	①	②	③	④	⑤	⑥	⑦
e. My <u>Navy</u> training/education has allowed me to excel on the job	①	②	③	④	⑤	⑥	⑦
f. I am satisfied with the level of operational training (on-the-job experiences) I have received in the Navy	①	②	③	④	⑤	⑥	⑦
g. My other duties, such as collateral duties or working parties, take away from my primary duties	①	②	③	④	⑤	⑥	⑦
h. The majority of my time in the Navy has been spent working in my rating (enlisted) or my major field/specialty (officers)	①	②	③	④	⑤	⑥	⑦
i. The time I spend away from homeport/permanent duty station increases my desire to leave the Navy	①	②	③	④	⑤	⑥	⑦

31. Where have you been located for the past month?

- ① Ashore
- ② Ashore and deployed
- ③ Deployed → Go to Question 34

32. In the past month, how much time did you take off from work for each of the following **FAMILY** reasons (include instances when you arrived late or left early or took scheduled leave time)?

	NONE	LESS THAN 1 HOUR	1 - 2 HOURS	3 - 4 HOURS	5 - 7 HOURS	1 DAY	2 - 5 DAYS	MORE THAN 5 DAYS
--	------	------------------	-------------	-------------	-------------	-------	------------	------------------

a. Caring for children (e.g., a sick child, school visits, no sitter, discipline)	①	②	③	④	⑤	⑥	⑦	⑧
b. Helping your spouse (e.g., illness or emotional problems)	①	②	③	④	⑤	⑥	⑦	⑧
c. Family business (e.g., financial or housing matters)	①	②	③	④	⑤	⑥	⑦	⑧
d. Family transportation	①	②	③	④	⑤	⑥	⑦	⑧
e. Other family matters	①	②	③	④	⑤	⑥	⑦	⑧

63
62
61
60
59
58
57
56
55
54
53
52
51
50
49
48
47
46
45
44
43
42
41
40
39
38
37
36
35
34
33
32
31
30
29
28
27
26
25
24
23
22
21
20
19
18
17
16
15
14
13
12
11
10
9
8
7
6
5
4
3
2
1

63
62
61
60
59
58
57
56
55
54
53
52
51
50
49
48
47
46
45
44
43
42
41
40
39
38
37
36
35
34
33
32
31
30
29
28
27
26
25
24
23
22
21
20
19
18
17
16
15
14
13
12
11
10
9
8
7
6
5
4
3
2
1

33. In the past month, how much time did you take off from work for each of the following **PERSONAL** reasons? (Include instances when you arrived late or left early or took scheduled leave time.)

	NONE	LESS THAN 1 HOUR	1 - 2 HOURS	3 - 4 HOURS	5 - 7 HOURS	1 DAY	2 - 5 DAYS	MORE THAN 5 DAYS
a. Your education (if not part of your military duties)	①	②	③	④	⑤	⑥	⑦	⑧
b. Your transportation (e.g., your car wouldn't start)	①	②	③	④	⑤	⑥	⑦	⑧
c. Pregnancy (e.g., prenatal care or doctor visit)	①	②	③	④	⑤	⑥	⑦	⑧
d. Your health (sick or doctor/dentist appointment)	①	②	③	④	⑤	⑥	⑦	⑧
e. Personal business (e.g., financial matters)	①	②	③	④	⑤	⑥	⑦	⑧
f. Other personal reasons	①	②	③	④	⑤	⑥	⑦	⑧

34. What impact does your preparedness have on your desire to stay in the Navy?

- ① Greatly increases desire to stay
- ② Increases desire to stay
- ③ No effect on decision
- ④ Decreases desire to stay
- ⑤ Greatly decreases desire to stay

RESIDENCE

RESIDENCE means the place where you live ashore. IF YOU ARE AT SEA, answer the questions in this section for the place where you live ashore.

35. Where do you live at your **PERMANENT DUTY STATION**?

- ① Aboard ship in port → Go to **NEIGHBORHOOD** on Page 9
- ② Barracks/dorm (including BEQ or BOQ)
- ③ Geographic bachelor's barracks
- ④ Military family housing (on base)
- ⑤ Military family housing (off base)
- ⑥ Private Public Venture Housing
- ⑦ Own my home (or pay mortgage), off base
- ⑧ Rental housing, off base
- ⑨ Other (Please specify) _____

36. There may be several reasons why you decided to live where you do. Select **ALL** the reasons that apply from the below sections ("a" through "e").

a. Neighborhood Factors

- ① Quality of neighborhood
- ① Sense of community
- ① Sense of support for spouse/family
- ① Schools
- ① Commute convenience for service member
- ① Commute convenience for spouse/family member (e.g., spouse's job, children's school)
- ① Proximity to childcare
- ① Privacy
- ① Security
- ① Convenience of community services and amenities
- ① Desire to "get away from the military"

b. Economic Factors

- ① Utilities included in the rent
- ① Insufficient BAH
- ① Own a home already: Cannot afford to buy another one
- ① Own a home already: Waiting for it to sell
- ① Home ownership: An investment
- ① Home ownership: Plan to retire/separate
- ① Do not like to rent
- ① No adequate rental housing was available

c. Government Housing Benefits

- ① Short or no waiting list
- ① Government housing benefits (e.g., property maintenance, access to self-help)
- ① Other (Please specify) _____

d. Government Housing Barriers

- ① Currently waiting for government housing
- ① Waiting list for government housing too long
- ① Government housing not available
- ① Government housing not immediately available: Did not want to move more than once

e. Quality Factors

- ① Larger housing
- ① Better quality
- ① Attractiveness of housing

37. How satisfied are you with various aspects of your current housing ashore?

	COMPLETELY SATISFIED	SOMEWHAT SATISFIED	NEUTRAL	SOMEWHAT DISSATISFIED	COMPLETELY DISSATISFIED	DOES NOT APPLY		
a. The attractiveness of the exterior of your housing	1	2	3	4	5	6	7	
b. The floor plan of your housing	1	2	3	4	5	6	7	
c. The privacy of your housing	1	2	3	4	5	6	7	
d. The comfort of your housing (e.g., is it too hot, too cold, too noisy?)								
The condition of your housing	1	2	3	4	5	6	7	
e. (e.g., is it well maintained?)								
Quality of the building	1	2	3	4	5	6	7	
f. The number of appliances in your housing	1	2	3	4	5	6	7	
g. Quality of appliances (if provided by the government)	1	2	3	4	5	6	7	
h. Quality of fixtures (faucets, light fixtures, shower heads)	1	2	3	4	5	6	7	8
i. The amount of space in your housing	1	2	3	4	5	6	7	
k. The amount of storage in your housing (closets and other storage space)	1	2	3	4	5	6	7	
l. The number of bedrooms	1	2	3	4	5	6	7	
m. The cost of your housing	1	2	3	4	5	6	7	
n. Distance of housing from duty station	1	2	3	4	5	6	7	
o. Location of housing	1	2	3	4	5	6	7	

38. What impact does your residence have on your ability to perform your job?

- ① Greatly increases job performance
- ② Increases job performances
- ③ No effect on job performance
- ④ Decreases job performance
- ⑤ Greatly decreases job performance

39. What impact does your residence have on your desire to stay in the Navy?

- ① Greatly increases desire to stay
- ② Increases desire to stay
- ③ No effect on decision
- ④ Decreases desire to stay
- ⑤ Greatly decreases desire to stay

NEIGHBORHOOD

If you are in bachelor quarters, NEIGHBORHOOD refers to the immediate area around your quarters.

40. How satisfied are you with the following aspects of your neighborhood at your permanent duty station?

	COMPLETELY SATISFIED	SOMEWHAT SATISFIED	NEUTRAL	SOMEWHAT DISSATISFIED	COMPLETELY DISSATISFIED	DOES NOT APPLY		
a. The safety of your neighborhood								
The public services in your neighborhood (e.g., trash collection, mail delivery, police protection)	1	2	3	4	5	6	7	
b. The appearance of your neighborhood	1	2	3	4	5	6	7	
c. The condition of other dwellings in the neighborhood	1	2	3	4	5	6	7	
d. The friendliness of people living in your neighborhood	1	2	3	4	5	6	7	
e. The transportation services in your neighborhood	1	2	3	4	5	6	7	
f. The sense of community in your neighborhood	1	2	3	4	5	6	7	
g. The availability of retail services in your neighborhood (e.g., groceries, dry cleaning)	1	2	3	4	5	6	7	
h. The amount of time it takes you to get to work	1	2	3	4	5	6	7	
i. The availability of recreational programs/facilities in your neighborhood	1	2	3	4	5	6	7	
k. The availability of parking in your neighborhood	1	2	3	4	5	6	7	
l. The quality of schools in your neighborhood	1	2	3	4	5	6	7	8

41. What impact does your neighborhood have on your ability to perform your job?

- ① Greatly increases job performance
- ② Increases job performance
- ③ No effect on job performance
- ④ Decreases job performance
- ⑤ Greatly decreases job performance

63
62
61
60
59
58
57
56
55
54
53
52
51
50
49
48
47
46
45
44
43
42
41
40
39
38
37
36
35
34
33
32
31
30
29
28
27
26
25
24
23
22
21
20
19
18
17
16
15
14
13
12
11
10
9
8
7
6
5
4
3
2

63
62
61
60
59
58
57
56
55
54
53
52
51
50
49
48
47
46
45
44
43
42
41
40
39
38
37
36
35
34
33
32
31
30
29
28
27
26
25
24
23
22
21
20
19
18
17
16
15
14
13
12
11
10
9
8
7
6
5
4
3
2
1

42. What impact does your neighborhood have on your desire to stay in the Navy?

- ① Greatly increases desire to stay
- ② Increases desire to stay
- ③ No effect on decision
- ④ Decreases desire to stay
- ⑤ Greatly decreases desire to stay

LEISURE AND RECREATION

43. How satisfied are you with the following aspects of your leisure and recreational activities provided by the Navy?

	COMPLETELY SATISFIED	SOMEWHAT SATISFIED	NEUTRAL	SOMEWHAT DISSATISFIED	DISSATISFIED	COMPLETELY DISSATISFIED	DOES NOT APPLY
a. The variety of leisure activities	①	②	③	④	⑤	⑥	⑦
b. The cost of leisure activities	①	②	③	④	⑤	⑥	⑦
c. The facilities provided for leisure activities you enjoy	①	②	③	④	⑤	⑥	⑦
d. The equipment provided for leisure activities you enjoy	①	②	③	④	⑤	⑥	⑦
e. The amount of leisure time you have	①	②	③	④	⑤	⑥	⑦
f. The quality of leisure activities for your children	①	②	③	④	⑤	⑥	⑦ ⑧
g. The availability of leisure activities for your children	①	②	③	④	⑤	⑥	⑦ ⑧
h. The variety of leisure activities for your children	①	②	③	④	⑤	⑥	⑦ ⑧

44. What impact do leisure and recreation activities have on your ability to perform your job?

- ① Greatly increases job performance
- ② Increases job performance
- ③ No effect on job performance
- ④ Decreases job performance
- ⑤ Greatly decreases job performance

45. What impact do leisure and recreation activities have on your desire to stay in the Navy?

- ① Greatly increases desire to stay
- ② Increases desire to stay
- ③ No effect on decision
- ④ Decreases desire to stay
- ⑤ Greatly decreases desire to stay

RELATIONSHIPS

Navy leadership recognizes that Navy life can present a challenge to maintaining a quality relationship with others such as friends, relatives, spouses/intimate others, and children. Your feedback will help Navy leaders better understand these challenges and make changes in these areas when possible.

FRIENDS AND FRIENDSHIPS

46. Are your close friends mostly: *Mark ALL that apply.*

- ① Fellow Sailors at this location?
- ① Sailors who are stationed at other locations?
- ① Civilians in this area?
- ① Civilians "back home" or elsewhere?
- ① Members of other military services?
- ① Other? *(Please specify)* _____

47. How satisfied are you with the following aspects of your friendships?

	COMPLETELY SATISFIED	SOMEWHAT SATISFIED	NEUTRAL	SOMEWHAT DISSATISFIED	DISSATISFIED	COMPLETELY DISSATISFIED
a. The amount of time you socialize with your close friends	①	②	③	④	⑤	⑥ ⑦
b. The support and encouragement you receive from your close friends	①	②	③	④	⑤	⑥ ⑦
c. The opportunities you have to make new friends	①	②	③	④	⑤	⑥ ⑦
d. Your ability to maintain your close friendships	①	②	③	④	⑤	⑥ ⑦

48. What impact do your friendships have on your ability to perform your job?

- ① Greatly increases job performance
- ② Increases job performance
- ③ No effect on job performance
- ④ Decreases job performance
- ⑤ Greatly decreases job performance

49. What impact do your friendships have on your desire to stay in the Navy?

- ① Greatly increases desire to stay
- ② Increases desire to stay
- ③ No effect on decision
- ④ Decreases desire to stay
- ⑤ Greatly decreases desire to stay

RELATIONSHIP WITH RELATIVES

50. Do you have any living relatives (parents, grandparents, brothers, sisters, and/or in-laws)?

- ① Yes
- ② No → Go to MARRIAGE/INTIMATE RELATIONSHIP

51. How satisfied are you with the amount of time you spend with the relatives listed below?

	COMPLETELY SATISFIED	SOMEWHAT SATISFIED	NEUTRAL	SOMEWHAT DISSATISFIED	COMPLETELY DISSATISFIED	DOES NOT APPLY		
a. Parent(s)	①	②	③	④	⑤	⑥	⑦	⑧
b. Grandparent(s)	①	②	③	④	⑤	⑥	⑦	⑧
c. Brother(s)/Sister(s)	①	②	③	④	⑤	⑥	⑦	⑧
d. In-laws	①	②	③	④	⑤	⑥	⑦	⑧
e. Other close relatives	①	②	③	④	⑤	⑥	⑦	⑧

52. How satisfied are you with the following aspects of your relationship with your relatives?

	COMPLETELY SATISFIED	SOMEWHAT SATISFIED	NEUTRAL	SOMEWHAT DISSATISFIED	COMPLETELY DISSATISFIED	DOES NOT APPLY	
a. The amount of contact you have with your relatives	①	②	③	④	⑤	⑥	⑦
b. How well you and your relatives get along with each other	①	②	③	④	⑤	⑥	⑦
c. Your relatives' support of your military career	①	②	③	④	⑤	⑥	⑦
d. Your relatives' respect for your independence	①	②	③	④	⑤	⑥	⑦
e. The ease with which you can visit your relatives	①	②	③	④	⑤	⑥	⑦

53. What impact does your relationship with your relatives have on your ability to perform your job?

- ① Greatly increases job performance
- ② Increases job performance
- ③ No effect on job performance
- ④ Decreases job performance
- ⑤ Greatly decreases job performance

54. What impact does your relationship with your relatives have on your desire to stay in the Navy?

- ① Greatly increases desire to stay
- ② Increases desire to stay
- ③ No effect on decision
- ④ Decreases desire to stay
- ⑤ Greatly decreases desire to stay

MARRIAGE/INTIMATE RELATIONSHIP

55. At this time are you:

- ① Married
- ② Involved in a serious intimate relationship, but not married
- ③ Not seriously involved with anyone

→ Go to RELATIONSHIP WITH YOUR CHILDREN on Page 12

56. How satisfied are you with the following aspects of your marriage/intimate relationship?

	COMPLETELY SATISFIED	SOMEWHAT SATISFIED	NEUTRAL	SOMEWHAT DISSATISFIED	COMPLETELY DISSATISFIED	DOES NOT APPLY		
a. The love and understanding you receive in your relationship	①	②	③	④	⑤	⑥	⑦	
b. The communication within the relationship	①	②	③	④	⑤	⑥	⑦	
c. The way conflicts are resolved with your partner	①	②	③	④	⑤	⑥	⑦	
d. Your partner's support of your military career	①	②	③	④	⑤	⑥	⑦	
e. The compatibility of interests between you and your partner	①	②	③	④	⑤	⑥	⑦	
f. The level of respect in the relationship	①	②	③	④	⑤	⑥	⑦	
g. The physical aspect of your relationship	①	②	③	④	⑤	⑥	⑦	⑧
h. The time away from home	①	②	③	④	⑤	⑥	⑦	

63
62
61
60
59
58
57
56
55
54
53
52
51
50
49
48
47
46
45
44
43
42
41
40
39
38
37
36
35
34
33
32
31
30
29
28
27
26
25
24
23
22
21
20
19
18
17
16
15
14
13
12
11
10
9
8
7
6
5
4
3
2
1

- 63
- 62 **57. What impact does your marriage/intimate relationship have on your ability to perform your job?**
- 61
- 60
- 59 ① Greatly increases job performance
- 58 ② Increases job performance
- 57 ③ No effect on job performance
- 56 ④ Decreases job performance
- 55 ⑤ Greatly decreases job performance
- 54
- 53 **58. What impact does your marriage/intimate relationship have on your desire to stay in the Navy?**
- 52
- 51
- 50 ① Greatly increases desire to stay
- 49 ② Increases desire to stay
- 48 ③ No effect on decision
- 47 ④ Decreases desire to stay
- 46 ⑤ Greatly decreases desire to stay
- 45

RELATIONSHIP WITH YOUR CHILDREN

- 44
- 43
- 42
- 41 **59. Are there children under the age of 21 living in your household?**
- 40
- 39 ① Yes
- 38 ② No → Go to **PERSONAL DEVELOPMENT**
- 37
- 36
- 35 **60. How many children in each of the following age groups live in your household?**
- 34
- 33
- 32
- 31
- 30
- 29
- 28
- 27
- 26
- 25
- 24
- 23
- 22
- | | ONE | TWO | 3 OR MORE |
|-----------------------------|-----|-----|-----------|
| a. Under 1 year | ① | ② | ③ |
| b. 1 to 4 years 11 months | ① | ② | ③ |
| c. 5 to 11 years 11 months | ① | ② | ③ |
| d. 12 to 14 years 11 months | ① | ② | ③ |
| e. 15 to 18 years 11 months | ① | ② | ③ |
| f. 19 to 20 years 11 months | ① | ② | ③ |

- 21 **61. How satisfied are you with the following aspects of your relationship with your children?**
- 20
- 19
- 18
- 17
- 16
- 15
- 14
- 13
- 12
- 11
- 10
- 9
- 8
- 7
- 6
- 5
- 4
- 3
- 2
- 1
- | | COMPLETELY SATISFIED | SOMEWHAT SATISFIED | NEUTRAL | SOMEWHAT DISSATISFIED | COMPLETELY DISSATISFIED |
|---|----------------------|--------------------|---------|-----------------------|-------------------------|
| a. The amount of time you have with your children | ① | ② | ③ | ④ | ⑤ |
| b. The quality of time you spend with your children | ① | ② | ③ | ④ | ⑤ |
| c. The love and understanding between you and your children | ① | ② | ③ | ④ | ⑤ |
| d. The time away from home | ① | ② | ③ | ④ | ⑤ |

- How satisfied are you with the following aspects of your relationship with your children?**
- | | COMPLETELY SATISFIED | SOMEWHAT SATISFIED | NEUTRAL | SOMEWHAT DISSATISFIED | COMPLETELY DISSATISFIED |
|---|----------------------|--------------------|---------|-----------------------|-------------------------|
| e. The care and attention your children receive while you are at work | ① | ② | ③ | ④ | ⑤ |
| f. The educational value of your children's activities | ① | ② | ③ | ④ | ⑤ |
| g. The level of respect between you and your children | ① | ② | ③ | ④ | ⑤ |
| h. The way conflicts are resolved with your children | ① | ② | ③ | ④ | ⑤ |
| i. How well your children act when you tell them to do something | ① | ② | ③ | ④ | ⑤ |

- 62. What impact does your relationship with your children have on your ability to perform your job?**
- ① Greatly increases job performance
- ② Increases job performance
- ③ No effect on job performance
- ④ Decreases job performance
- ⑤ Greatly decreases job performance

- 63. What impact does your relationship with your children have on your desire to stay in the Navy?**
- ① Greatly increases desire to stay
- ② Increases desire to stay
- ③ No effect on decision
- ④ Decreases desire to stay
- ⑤ Greatly decreases desire to stay

PERSONAL DEVELOPMENT

- 64. What is the highest level of education you received while in the Navy?**
- ① None
- ② Alternate degree/GED/homestudy/Adult-school certification
- ③ Completed vocational training
- ④ High School diploma/graduate
- ⑤ Some college, no degree
- ⑥ Associate's degree or other 2-year degree
- ⑦ Bachelor's degree (B.A. or B.S.)
- ⑧ Some graduate school courses
- ⑨ Master's degree (M.A., M.S., M.B.A., etc.)
- ⑩ Doctoral/professional degree (J.D., Ph.D., M.D., etc.)

65. How much do you **AGREE** or **DISAGREE** with the following statements regarding Navy training/education?

	COMPLETELY AGREE	AGREE	NEUTRAL	SOMEWHAT DISAGREE	DISAGREE	COMPLETELY DISAGREE	
a. I have access to adequate military technical training	1	2	3	4	5	6	7
b. I have access to adequate general military training/education	1	2	3	4	5	6	7
c. I have access to training opportunities to upgrade my military skills and qualifications	1	2	3	4	5	6	7
d. I am satisfied with the amount of time I am given to upgrade my skills	1	2	3	4	5	6	7
e. Navy training/education has prepared me well for my current job	1	2	3	4	5	6	7
f. Navy training/education has prepared the members of my workgroup/squadron to do their current jobs well	1	2	3	4	5	6	7

66. How satisfied are you with the progress you have made regarding the following aspects of your personal development?

	COMPLETELY SATISFIED	SATISFIED	SOMEWHAT SATISFIED	NEUTRAL	SOMEWHAT DISSATISFIED	DISSATISFIED	COMPLETELY DISSATISFIED
a. Ability to get along with others	1	2	3	4	5	6	7
b. Ability to solve problems	1	2	3	4	5	6	7
c. Ability to make good decisions	1	2	3	4	5	6	7
d. Intellectual growth	1	2	3	4	5	6	7
e. Physical appearance	1	2	3	4	5	6	7
f. Your educational goals	1	2	3	4	5	6	7
g. General competence	1	2	3	4	5	6	7
h. Self-discipline	1	2	3	4	5	6	7
i. Your personal goals	1	2	3	4	5	6	7

67. What impact does your personal development have on your ability to perform your job?

- 1 Greatly increases job performance
- 2 Increases job performance
- 3 No effect on job performance
- 4 Decreases job performance
- 5 Greatly decreases job performance

68. What impact does your personal development have on your desire to stay in the Navy?

- 1 Greatly increases desire to stay
- 2 Increases desire to stay
- 3 No effect on decision
- 4 Decreases desire to stay
- 5 Greatly decreases desire to stay

STANDARD OF LIVING/INCOME

The following questions ask about your financial status. The results will be presented in a manner that ensures that you cannot be identified. The information from these questions and other sources may be used to evaluate current pay and benefit policies and programs.

69. How satisfied are you with the following aspects of your financial situation?

	COMPLETELY SATISFIED	SATISFIED	SOMEWHAT SATISFIED	NEUTRAL	SOMEWHAT DISSATISFIED	DISSATISFIED	COMPLETELY DISSATISFIED
a. Money available for essentials	1	2	3	4	5	6	7
b. Money available for extras	1	2	3	4	5	6	7
c. Money available for savings	1	2	3	4	5	6	7
d. Money available for investments	1	2	3	4	5	6	7

70. Which of the following best describes your own or your family's financial situation at this time?

- 1 Very comfortable and secure
- 2 Able to make ends meet without much difficulty
- 3 Occasionally have some difficulty making ends meet
- 4 Tough to make ends meet but keeping my/our head above water
- 5 In over my/our head

71. What percent of your total family income is provided by each of the following sources?

	0%	1-20%	21-40%	41-60%	61-80%	81-100%
a. Your Navy job	1	2	3	4	5	6
b. Civilian 2nd job	1	2	3	4	5	6
c. Spouse income	1	2	3	4	5	6
d. Return on financial investments	1	2	3	4	5	6
e. Other financial assistance (child support, Medicaid, etc.)	1	2	3	4	5	6

63
62
61
60
59
58
57
56
55
54
53
52
51
50
49
48
47
46
45
44
43
42
41
40
39
38
37
36
35
34
33
32
31
30
29
28
27
26
25
24
23
22
21
20
19
18
17
16
15
14
13
12
11
10
9
8
7
6
5
4
3
2
1

72. Currently, how much do you (and your spouse) owe on PERSONAL UNSECURED debt?

Include: credit cards, debt consolidation loans, AAFES, NEXCOM, student and personal loans

Exclude: mortgage loans, car loans, boat loans, etc.

- ① None
- ② Less than \$1,000
- ③ \$1,000 to \$4,999
- ④ \$5,000 to \$9,999
- ⑤ \$10,000 to \$24,999
- ⑥ \$25,000 to \$49,999
- ⑦ \$50,000 to \$74,999
- ⑧ \$75,000 or more

73. Currently, how much do you (and your spouse) owe on PERSONAL SECURED debt?

Include: long-term lines of credit associated with property (home mortgage, car/boat loans, etc.)

- ① None
- ② Less than \$10,000
- ③ \$10,000 to \$24,999
- ④ \$25,000 to \$49,999
- ⑤ \$50,000 to \$74,999
- ⑥ \$75,000 to \$99,999
- ⑦ \$100,000 to \$124,999
- ⑧ \$125,000 to \$149,999
- ⑨ \$150,000 or more

74. Have any of the following things happened to you during the last year? *Mark ALL that apply.*

- ① Indebtedness letter to your command
- ① Repossession of something purchased
- ① Bankruptcy
- ① Crisis loan from military relief organization
- ① Trouble over paying child support payments
- ① None of the above

75. What impact does your standard of living/income have on your ability to perform your job?

- ① Greatly increases job performance
- ② Increases job performance
- ③ No effect on job performance
- ④ Decreases job performance
- ⑤ Greatly decreases job performance

76. What impact does your standard of living/income have on your desire to stay in the Navy?

- ① Greatly increases desire to stay
- ② Increases desire to stay
- ③ No effect on decision
- ④ Decreases desire to stay
- ⑤ Greatly decreases desire to stay

SPIRITUAL WELL-BEING

77. Is religion or spirituality an important factor in your life?

- ① Yes
- ② No → Go to LIFE AS A WHOLE on Page 15

78. How much do you **AGREE or **DISAGREE** with the following statements?**

	COMPLETELY AGREE	AGREE	SOMEWHAT AGREE	NEUTRAL	SOMEWHAT DISAGREE	DISAGREE	COMPLETELY DISAGREE
a. My life has meaning and purpose	①	②	③	④	⑤	⑥	⑦
b. I am a spiritually minded person	①	②	③	④	⑤	⑥	⑦
c. Participating in a faith community is important to me	①	②	③	④	⑤	⑥	⑦
d. Prayer, meditation, or reflection is important to me	①	②	③	④	⑤	⑥	⑦
e. I am a spiritually fit person	①	②	③	④	⑤	⑥	⑦
f. I have hope because of my faith	①	②	③	④	⑤	⑥	⑦
g. Spiritually speaking, I am never alone	①	②	③	④	⑤	⑥	⑦
h. My spirituality helps me cope with stress	①	②	③	④	⑤	⑥	⑦
i. Feeling accepted by God/my higher power is important for me	①	②	③	④	⑤	⑥	⑦
j. I feel in touch with or connected with people and the world around me	①	②	③	④	⑤	⑥	⑦
k. My spiritual well being is up to me I am able to meet my spiritual	①	②	③	④	⑤	⑥	⑦
l. needs in the Navy	①	②	③	④	⑤	⑥	⑦

79. What impact does your spiritual well-being have on your ability to perform your job?

- ① Greatly increases job performance
- ② Increases job performance
- ③ No effect on job performance
- ④ Decreases job performance
- ⑤ Greatly decreases job performance

80. What impact does your spiritual well-being have on your desire to stay in the Navy?

- ① Greatly increases desire to stay
- ② Increases desire to stay
- ③ No effect on decision
- ④ Decreases desire to stay
- ⑤ Greatly decreases desire to stay

LIFE AS A WHOLE

81. How satisfied are you with your life overall?

- ① Completely satisfied
- ② Satisfied
- ③ Somewhat satisfied
- ④ Neither satisfied nor dissatisfied
- ⑤ Somewhat dissatisfied
- ⑥ Dissatisfied
- ⑦ Completely dissatisfied

82. How satisfied are you with the military way of life?

- ① Completely satisfied
- ② Satisfied
- ③ Somewhat satisfied
- ④ Neither satisfied nor dissatisfied
- ⑤ Somewhat dissatisfied
- ⑥ Dissatisfied
- ⑦ Completely dissatisfied

83. How do you feel about your life at the present time?

- ① Very optimistic
- ② Optimistic
- ③ Neither optimistic nor pessimistic
- ④ Pessimistic
- ⑤ Very pessimistic

84. What impact does your quality of life in the Navy have on your ability to perform your job?

- ① Greatly increases job performance
- ② Increases job performance
- ③ No effect on job performance
- ④ Decreases job performance
- ⑤ Greatly decreases job performance

85. What impact does your quality of life in the Navy have on your desire to stay in the Navy?

- ① Greatly increases desire to stay
- ② Increases desire to stay
- ③ No effect on decision
- ④ Decreases desire to stay
- ⑤ Greatly decreases desire to stay

OVERALL SATISFACTION WITH LIFE EXPERIENCES

86. You have been asked about your experiences in critical areas of Navy life such as your Residence, Shipboard Life, and your Military Job. How satisfied are you **OVERALL** in each of these areas?

	COMPLETELY SATISFIED	SATISFIED	SOMEWHAT SATISFIED	NEUTRAL	SOMEWHAT DISSATISFIED	DISSATISFIED	COMPLETELY DISSATISFIED	DOES NOT APPLY
a. Career Development	①	②	③	④	⑤	⑥	⑦	
b. Your Current Job	①	②	③	④	⑤	⑥	⑦	
c. Shipboard Life	①	②	③	④	⑤	⑥	⑦	⑧
d. Personal Health	①	②	③	④	⑤	⑥	⑦	
e. Preparedness to Do Your Job	①	②	③	④	⑤	⑥	⑦	
f. Residence	①	②	③	④	⑤	⑥	⑦	
g. Neighborhood	①	②	③	④	⑤	⑥	⑦	
h. Leisure & Recreation	①	②	③	④	⑤	⑥	⑦	
i. Friends & Friendships	①	②	③	④	⑤	⑥	⑦	
j. Relationships with Relatives	①	②	③	④	⑤	⑥	⑦	⑧
k. Marriage/Intimate Relationship	①	②	③	④	⑤	⑥	⑦	⑧
l. Relationship with Your Children	①	②	③	④	⑤	⑥	⑦	⑧
m. Personal Development	①	②	③	④	⑤	⑥	⑦	
n. Standard of Living/Income	①	②	③	④	⑤	⑥	⑦	
o. Spiritual Well-being	①	②	③	④	⑤	⑥	⑦	⑧

BACKGROUND

87. Are you:

- ① Male?
- ② Female?

88. Are you Spanish/Hispanic/Latino? Mark "NO" if not Spanish/Hispanic/Latino.

- ① No, not Spanish/Hispanic/Latino
- ② Yes, Mexican, Mexican American, Chicano
- ③ Yes, Puerto Rican
- ④ Yes, Cuban
- ⑤ Yes, other Spanish/Hispanic/Latino

63
62
61
60
59
58
57
56
55
54
53
52
51
50
49
48
47
46
45
44
43
42
41
40
39
38
37
36
35
34
33
32
31
30
29
28
27
26
25
24
23
22
21
20
19
18
17
16
15
14
13
12
11
10
9
8
7
6
5
4
3
2
1

89. What is your race? *Mark one or more races to indicate what you consider yourself to be.*

- ① American Indian or Alaska Native
- ② Asian (e.g., Asian Indian, Chinese, Filipino, Japanese, Korean, Vietnamese)
- ③ Black or African-American
- ④ Native Hawaiian or other Pacific Islander (e.g., Samoan, Guamanian)
- ⑤ White

90. What is your SSN? (Optional)

This information will be used only to conduct retention and other follow-on research as needed. Your confidentiality will be maintained.

SSN								
0	0	0	0	0	0	0	0	0
1	1	1	1	1	1	1	1	1
2	2	2	2	2	2	2	2	2
3	3	3	3	3	3	3	3	3
4	4	4	4	4	4	4	4	4
5	5	5	5	5	5	5	5	5
6	6	6	6	6	6	6	6	6
7	7	7	7	7	7	7	7	7
8	8	8	8	8	8	8	8	8
9	9	9	9	9	9	9	9	9

91. What was your age on your last birthday?

Years	
0	0
1	1
2	2
3	3
4	4
5	5
6	6
	7
	8
	9

92. What is your marital status?

- ① Single, never married
- ② Married for the first time
- ③ Remarried (was divorced or widowed)
- ④ Legally separated (or filing for divorce)
- ⑤ Divorced
- ⑥ Widowed

93. What is your spouse's employment situation? *Mark ALL that apply.*

- ① I do not have a spouse
- ① My spouse is in the military
- ① My spouse is self-employed
- ① My spouse works in a civilian job part time
- ① My spouse works in a civilian job full time
- ① My spouse is unemployed by choice
- ① My spouse is unemployed, but actively seeking employment

94. Do you have any dependents? *Mark ALL that apply.*

- ① No, I have no dependents
- ① Current spouse (non-military)
- ① Former spouse (non-military)
- ① Child(ren)
- ① Legal ward(s)
- ① Parents or other relative(s)

95. What is your paygrade?

- ① E-1 ⑩ W-2 ⑯ O-1
- ② E-2 ⑪ W-3 ⑰ O-2
- ③ E-3 ⑫ W-4 ⑱ O-3
- ④ E-4 ⑬ O-1E ⑲ O-4
- ⑤ E-5 ⑭ O-2E ⑳ O-5
- ⑥ E-6 ⑮ O-3E ㉑ O-6
- ⑦ E-7 ⑰ O-3E ㉒ O-7 or above
- ⑧ E-8
- ⑨ E-9

96. How long have you been in your present paygrade? (Fill in all columns; for example, 3 years = 03 and 9 months = 09)

Years		Months	
0	0	0	0
1	1	1	1
2	2	2	2
	3		3
	4		4
	5		5
	6		6
	7		7
	8		8
	9		9

97. How long have you been on active duty in the Navy? (Fill in all columns; for example, 3 years = 03 and 9 months = 09)

Years		Months	
0	0	0	0
1	1	1	1
2	2	2	2
3	3	3	3
4	4	4	4
		5	5
		6	6
		7	7
		8	8
		9	9

98. If enlisted, are you in your first enlistment/extension, or if an officer, are you in your initial obligation/extension?

- ① Yes
- ② No

99. How long have you been in your present assignment/duty station? (Fill in all columns; for example, 3 years = 03 and 9 months = 09)

Years		Months	
0	0	0	0
1	1	1	1
		2	2
		3	3
		4	4
		5	5
		6	6
		7	7
		8	8
		9	9

100. What is your current billet?

- ① Shore duty, CONUS
- ② Shore duty, OCONUS
- ③ Sea duty, CONUS
- ④ Sea duty, OCONUS
- ⑤ Duty Under Instruction
- ⑥ Other (Please specify) _____

101. To what type of ship/activity are you currently assigned?

- ① Shore
- ② Shore--training
- ③ Afloat staff
- ④ Aviation Squadron
- ⑤ Carrier-based Aviation Squadron/Detachment
- ⑥ Aircraft Carrier
- ⑦ Cruiser
- ⑧ Destroyer types (includes frigates)
- ⑨ Minecraft
- ⑩ Submarine
- ⑪ Tender/Repair ship
- ⑫ Reserve Unit
- ⑬ Service Force ship
- ⑭ Amphibious ship
- ⑮ Amphibious craft
- ⑯ Other (Please specify) _____

102. What date did you complete this survey?

DATE					
MO		DAY		YR	
0	0	0	0	0	0
1	1	1	1	1	1
		2	2	2	2
		3	3	3	
		4		4	
		5		5	
		6		6	
		7		7	
		8		8	
		9		9	

63
62
61
60
59
58
57
56
55
54
53
52
51
50
49
48
47
46
45
44
43
42
41
40
39
38
37
36
35
34
33
32
31
30
29
28
27
26
25
24
23
22
21
20
19
18
17
16
15
14
13
12
11
10
9
8
7
6
5
4
3
2
1

63
62
61
60
59
58
57
56
55
54
53
52
51
50
49
48
47
46
45
44
43
42
41
40
39
38
37
36
35
34
33
32
31
30
29
28
27
26
25
24
23
22
21
20
19
18
17
16
15
14
13
12
11
10
9
8
7
6
5
4
3
2
1

103. Where are you currently located?

MID-ATLANTIC

- ① Annapolis U.S. Naval Academy/Naval Station
- ② Dahlgren Naval Surface Warfare Center
- ③ Dam Neck Fleet Combat Training Center, Atlantic
- ④ Indian Head Naval Surface Warfare Center
- ⑤ Little Creek Naval Amphibious Base
- ⑥ Newport News Shipyard
- ⑦ Norfolk Naval Shipyard
- ⑧ Norfolk Naval Station
- ⑨ Oceana Naval Air Station
- ⑩ Patuxent River Naval Air Station
- ⑪ Portsmouth Naval Medical Center
- ⑫ Sugar Grove Naval Security Group Activity
- ⑬ Yorktown Naval Weapons Station
- ⑭ Other (Please specify) _____

NORTHEAST

- ⑮ Boston Navy Yard
- ⑯ Brunswick Naval Air Station
- ⑰ Earle Naval Weapons Station
- ⑱ Lakehurst Naval Air Engineering Station
- ⑲ New London Naval Submarine Base
- ⑳ Newport Naval Station
- ㉑ Portsmouth Naval Shipyard
- ㉒ Other (Please specify) _____

NAVAL DISTRICT WASHINGTON

- ㉓ Anacostia Naval Station
- ㉔ Bethesda Naval Medical Center
- ㉕ Bureau of Naval Medicine and Surgery, Washington, DC
- ㉖ Bureau of Naval Medicine, Bethesda
- ㉗ Naval Air Facility at Andrews Air Force Base
- ㉘ Naval Observatory
- ㉙ Naval Recreation Center, Solomons
- ㉚ Navy Annex
- ㉛ Nebraska Avenue Complex
- ㉜ Pentagon - OPNAV
- ㉝ Pentagon - Other Navy
- ㉞ Washington Navy Yard
- ㉟ Other (Please specify) _____

PENSACOLA

- ㊱ Corry Station
- ㊲ Naval Air Station Pensacola
- ㊳ Saufley Field
- ㊴ Whiting Field Naval Air Station
- ㊵ Other (Please specify) _____

SOUTHEAST

- ㊶ Atlanta Naval Air Station
- ㊷ Charleston Naval Weapons Station
- ㊸ Guantanamo Bay Naval Base
- ㊹ Gulfport Naval Construction Battalion Center
- ㊺ Jacksonville Naval Air Station
- ㊻ Key West Naval Air Station
- ㊼ Keyport Undersea Warfare Center
- ㊽ Kings Bay Naval Submarine Base
- ㊾ Mayport Naval Station
- ㊿ Mid-South Naval Support Activity (Memphis/Millington)
- ① Meridian Naval Air Station
- ② Orlando Training Systems Division
- ③ Panama City Naval Coastal Systems Station
- ④ Pascagoula Naval Station
- ⑤ Roosevelt Roads Naval Station
- ⑥ Other (Please specify) _____

SOUTHWEST

- ⑦ China Lake Naval Air Weapons Station
- ⑧ Concord Naval Weapons Station
- ⑨ Coronado Naval Base (Naval Amphibious Base, North Island Naval Air Station, San Clemente Island)
- ⑩ El Centro Naval Air Facility
- ⑪ Fallon Naval Air Station
- ⑫ Lemoore Naval Air Station
- ⑬ Monterey Naval Post-Graduate School
- ⑭ San Diego, Fleet Combat Training Center, Pacific
- ⑮ San Diego Naval Medical Center
- ⑯ San Diego Naval Station (32nd Street)
- ⑰ San Diego Naval Submarine Base (Point Loma)
- ⑱ San Diego, Pacific Fleet AntiSubmarine Warfare Training Center
- ⑲ Seal Beach Weapons Support Facility
- ⑳ Ventura County Naval Base (Point Mugu Naval Air Weapons Station, Port Hueneme Naval Construction Battalion Center)
- ㉑ Other (Please specify) _____

NORTHWEST

- 72 Bangor Naval Submarine Base
- 73 Bremerton Naval Station
- 74 Everett Naval Station
- 75 Indian Island Magazine
- 76 Whidbey Island Naval Air Station
- 77 Other (Please specify) _____

HAWAII

- 78 Naval Computer Telecommunications Area Master Station (NCTAMS) PAC
- 79 Naval Magazine Luaualei
- 80 Naval Magazine Westloch
- 81 Naval Security Group Activity (NSGA) Kunia
- 82 Pearl Harbor Naval Station
- 83 Other (Please specify) _____

MIDWEST

- 84 Crane Naval Surface Warfare Center
- 85 Great Lakes Naval Training Center
- 86 Other (Please specify) _____

SOUTH

- 87 Corpus Christi Naval Air Station
- 88 Ingleside Naval Station
- 89 Kingsville Naval Air Station
- 90 New Orleans Naval Air Station
- 91 New Orleans Naval Support Activity
- 92 Other (Please specify) _____

OCONUS

Europe

- 93 Gaeta, Italy
- 94 Germany
- 95 Keflavik Naval Air Station
- 96 La Maddalena, Italy
- 97 London CINCUSNAVEUR
- 98 Naples, Italy
- 99 Rota Naval Station
- 100 Sigonella Naval Air Station
- 101 St. Mawgan United Kingdom/Joint Maritime Facility
- 102 United Kingdom Naval Activities
- 103 Other (Please specify) _____

Japan

- 104 Atsugi Naval Air Facility
- 105 Diego Garcia Naval Support Activity
- 106 Misawa Naval Air Facility
- 107 Okinawa Fleet Activities
- 108 Sasebo Fleet Activities
- 109 Yokosuka Fleet Activities
- 110 Other (Please specify) _____

111 Bahrain Naval Support Activity

112 Singapore (NAVLOGGRP WESTPAC)

113 U. S. Naval Forces Korea

Guam

- 114 Guam Naval Support Activity
- 115 Other (Please specify) _____

Guantanamo Bay Naval Base and Roosevelt Roads Naval Station are listed in the SOUTHEAST region.

63
62
61
60
59
58
57
56
55
54
53
52
51
50
49
48
47
46
45
44
43
42
41
40
39
38
37
36
35
34
33
32
31
30
29
28
27
26
25
24
23
22
21
20
19
18
17
16
15
14
13
12
11
10
9
8
7
6
5
4
3
2
1

63
62
61
60
59
58
57
56
55
54
53
52
51
50
49
48
47
46
45
44
43
42
41
40
39
38
37
36
35
34
33
32
31
30
29
28
27
26
25
24
23
22
21
20
19
18
17
16
15
14
13
12
11
10
9
8
7
6
5
4
3
2
1

GENERAL COMMENTS

Thank you very much for your cooperation in this important survey. If you have comments or concerns that you were not able to express in answering the survey, please use the space below to tell us about them. If your comment is about a particular question or section of the survey, be sure to identify which part of the survey you are referring to. Any comments you make on this questionnaire will be kept confidential.

Thank you for your time and ideas!

If you have any questions, contact:

Dr. Gerry Wilcove
(901) 874-4646 or DSN 882-4646
e-mail: gerry.wilcove@persnet.navy.mil

or

Dr. Michael Schwerin
(901) 874-4654 or DSN 882-4654
e-mail: michael.schwerin@persnet.navy.mil

Please complete the survey **as soon as possible**, and put it in the envelope provided or return to:

NAVY PERSONNEL RESEARCH, STUDIES, AND TECHNOLOGY DEPARTMENT
Survey Operations Center (SOC)
5720 Integrity Drive (PERS-14)
Millington, TN 38055-1400

OCTOBER 2001

**Appendix N:
SPSS Command File**

SPSS Command File

```
set printback=listing.
```

```
data list      file =' C:\2002 QOL Survey\data\N02QOL1 edited1.dat'
```

```
 / Q1         1  
  Q2         2  
  Q3         3  
  Q4         4  
  Q5         5  
  Q6         6  
  Q7         7  
  Q8a        8  
  Q8b        9  
  Q8c       10  
  Q8d       11  
  Q8e       12  
  Q8f       13  
  Q8g       14  
  Q8h       15  
  Q9a       16  
  Q9b       17  
  Q9c       18  
  Q9d       19  
  Q9e       20  
  Q9f       21  
  Q9g       22  
  Q9h       23  
  Q9i       24  
  Q9j       25  
  Q9k       26  
  Q9l       27  
  Q9m       28  
  Q9n       29  
  Q9o       30  
  Q9p       31  
  Q9q       32  
  Q9r       33  
  Q9s       34  
  Q9t       35  
  Q9u       36  
  Q9v       37  
  Q9w       38  
  Q10a      39  
  Q10b      40  
  Q10c      41  
  Q10d      42  
  Q11       43  
  Q12       44  
  Q13       45  
  Q14       46  
  Q15       47  
  Q16       48  
  Q17       49  
  Q18       50
```

Q19	51
Q20a	52
Q20b	53
Q20c	54
Q20d	55
Q20e	56
Q20f	57
Q20g	58
Q20h	59
Q20i	60
Q20j	61
Q20k	62
Q20L	63
Q20m	64
Q20n	65
Q20o	66
Q20p	67
Q20q	68
Q20r	69
Q20s	70
Q20t	71
Q20u	72
Q20v	73
Q20w	74
Q20x	75
Q20y	76
Q20z	77
Q20aa	78
Q20bb	79
Q20cc	80
Q20dd	81
Q20ee	82
Q20ff	83
Q20gg	84
Q20hh	85
Q20ii	86
Q20jj	87
Q20kk	88
Q20ll	89
Q20mm	90
Q20nn	91
Q20oo	92
Q20pp	93
Q20qq	94
Q20rr	95
Q20ss	96
Q21	97
Q22	98
Q23	99
Q24a	100
Q24b	101
Q24c	102
Q24d	103
Q25a	104
Q25b	105
Q25c	106

Q25d	107
Q25e	108
Q25f	109
Q25g	110
Q25h	111
Q25i	112
Q25j	113
Q25k	114
Q25L1	115
Q25L2	116
Q25L3	117
Q25L4	118
Q25L5	119
Q26	120
Q27	121
Q28a	122
Q28b	123
Q28c	124
Q28d	125
Q28e	126
Q28f	127
Q28g	128
Q28h	129
Q28i	130
Q28j	131
Q28k	132
Q28l	133
Q29a	134
Q29b	135
Q29c	136
Q29d	137
Q29e	138
Q30a	139
Q30b	140
Q30c	141
Q30d	142
Q30e	143
Q30f	144
Q30g	145
Q30h	146
Q30i	147
Q31	148
Q32a	149
Q32b	150
Q32c	151
Q32d	152
Q32e	153
Q33a	154
Q33b	155
Q33c	156
Q33d	157
Q33e	158
Q33f	159
Q34	160
Q35	161
Q36a	162

Q36b	163
Q36c	164
Q36d	165
Q36e	166
Q36f	167
Q36g	168
Q36h	169
Q36l	170
Q36j	171
Q36k	172
Q36l	173
Q36m	174
Q36n	175
Q36o	176
Q36p	177
Q36q	178
Q36r	179
Q36s	180
Q36t	181
Q36u	182
Q36v	183
Q36w	184
Q36x	185
Q36y	186
Q36z	187
Q36aa	188
Q36bb	189
Q36cc	190
Q37a	191
Q37b	192
Q37c	193
Q37d	194
Q37e	195
Q37f	196
Q37g	197
Q37h	198
Q37i	199
Q37j	200
Q37k	201
Q37L	202
Q37m	203
Q37n	204
Q37o	205
Q38	206
Q39	207
Q40a	208
Q40b	209
Q40c	210
Q40d	211
Q40e	212
Q40f	213
Q40g	214
Q40h	215
Q40l	216
Q40j	217
Q40k	218

Q40L	219
Q41	220
Q42	221
Q43a	222
Q43b	223
Q43c	224
Q43d	225
Q43e	226
Q43f	227
Q43g	228
Q43h	229
Q44	230
Q45	231
Q46a	232
Q46b	233
Q46c	234
Q46d	235
Q46e	236
Q46f	237
Q47a	238
Q47b	239
Q47c	240
Q47d	241
Q48	242
Q49	243
Q50	244
Q51a	245
Q51b	246
Q51c	247
Q51d	248
Q51e	249
Q52a	250
Q52b	251
Q52c	252
Q52d	253
Q52e	254
Q53	255
Q54	256
Q55	257
Q56a	258
Q56b	259
Q56c	260
Q56d	261
Q56e	262
Q56f	263
Q56g	264
Q56h	265
Q57	266
Q58	267
Q59	268
Q60a	269
Q60b	270
Q60c	271
Q60d	272
Q60e	273
Q60f	274

Q61a	275
Q61b	276
Q61c	277
Q61d	278
Q61e	279
Q61f	280
Q61g	281
Q61h	282
Q61i	283
Q62	284
Q63	285
Q64	286-287
Q65a	288
Q65b	289
Q65c	290
Q65d	291
Q65e	292
Q65f	293
Q66a	294
Q66b	295
Q66c	296
Q66d	297
Q66e	298
Q66f	299
Q66g	300
Q66h	301
Q66i	302
Q67	303
Q68	304
Q69a	305
Q69b	306
Q69c	307
Q69d	308
Q70	309
Q71a	310
Q71b	311
Q71c	312
Q71d	313
Q71e	314
Q72	315
Q73	316
Q74a	317
Q74b	318
Q74c	319
Q74d	320
Q74e	321
Q74f	322
Q75	323
Q76	324
Q77	325
Q78a	326
Q78b	327
Q78c	328
Q78d	329
Q78e	330
Q78f	331

Q78g	332
Q78h	333
Q78i	334
Q78j	335
Q78k	336
Q78L	337
Q79	338
Q80	339
Q81	340
Q82	341
Q83	342
Q84	343
Q85	344
Q86a	345
Q86b	346
Q86c	347
Q86d	348
Q86e	349
Q86f	350
Q86g	351
Q86h	352
Q86l	353
Q86j	354
Q86k	355
Q86L	356
Q86m	357
Q86n	358
Q86o	359
Q87	360
Q88	361
Q89a	362
Q89b	363
Q89c	364
Q89d	365
Q89e	366
Q90	367-375 (a)
Q91	376-377
Q92	378
Q93a	379
Q93b	380
Q93c	381
Q93d	382
Q93e	383
Q93f	384
Q93g	385
Q94a	386
Q94b	387
Q94c	388
Q94d	389
Q94e	390
Q94f	391
Q95	392-393
Q96a	394-395
Q96b	396-397
Q97a	398-399
Q97b	400-401

Q98	402
Q99a	403-404
Q99b	405-406
Q100	407
Q101	408-409
Q102a	410-411
Q102b	412-413
Q102c	414-415
Q103	416-418.

Variable labels

Q1	'career plans when joined Navy'
Q2	'long-term career intentions'
Q3	'if eligible to retire, career plans'
Q4	'time left in enlistment or obligation'
Q5	'career plans at next decision point'
Q6	'how many days since October 1, 2000 have you been away from your' + 'permanent duty station'
Q7	'hours in workweek'
Q8a	'happy to spend rest of career in Navy'
Q8b	'enjoy discussing Navy with civilians'
Q8c	'I own the Navys problems'
Q8d	'Could not become attached to another organization'
Q8e	'Feel like part of the Navy family'
Q8f	'Am emotionally attached to Navy'
Q8g	'Navy is personally meaningful'
Q8h	'Feel strong sense of belonging'
Q9a	'co-workers'
Q9b	'pay'
Q9c	'benefits'
Q9d	support, guidance from supervisor'
Q9e	'job security'
Q9f	'opportunity for personal growth'
Q9g	'respect, fairness from superiors'
Q9h	'Amount of challenge on job'
Q9i	'Feeling of accomplishment'
Q9j	'Leadership provided by your superiors'
Q9k	'Ability to work independently'
Q9l	'A job free from problems'
Q9m	'Physical environment where works takes place'
Q9n	'The pace of your work'
Q9o	'Number of people available to get the job done'
Q9p	'Number of Quick response tasks'
Q9q	'The time available to do a good job'
Q9r	'The availability of equipment'
Q9s	'The age of the equipment you use in your work'
Q9t	'The availability of repair parts'
Q9u	'The availability of tools'
Q9v	'The availability of supplies'
Q9w	'The availability of outside maintenance support'
Q10a	'My current assignment is career enhancing'
Q10b	'I have been adequately recognized for my accomplishments on my' + 'EVALS and FITREPS'
Q10c	'I have made sufficient progress & advancement in my designator, rating, ' + 'or community'

Q10d 'I expect to be advanced within my current term of service, commitment' +
 'or obligated service'
 Q11 'Impact of career development on ability to perform job'
 Q12 'Impact of career development on decision to stay in Navy or leave'
 Q13 'Impact of current job on decision to stay in Navy or leave'
 Q14 'How many times have you been on deployment during last 5 years'
 Q15 'Are you now or have you ever served aboard ship for 90 days (surfacee)-' +
 '60 days (submariners) or more'
 Q16 'why are you currently serving aboard ship'
 Q17 'How long is your scheduled deployment for'
 Q18 'How much time is remaining in your deployment'
 Q19 'When did you last live aboard ship for 90 days (surface)— ' +
 ' 60 days (submariners) or more days'
 Q20a 'The working area'
 Q20b 'The berthing area'
 Q20c 'Pillows and bed linens'
 Q20d 'Mattresses'
 Q20e space in your rack'
 Q20f 'The shower and head spaces'
 Q20g shower and head fixtures'
 Q20h 'Number of showers and heads'
 Q20i 'Personal storage space'
 Q20j 'The mess area'
 Q20k 'Food'
 Q20l 'Drinking water'
 Q20m 'Lounges in berthing area'
 Q20n 'Lounges outside berthing area'
 Q20o 'The gym and physical fitness equipment aboard ship'
 Q20p 'Recreational activities'
 Q20q 'Movies'
 Q20r 'The Library Multimedia Resource Center'
 Q20s 'Internet access'
 Q20t 'email access'
 Q20u 'Personal computers'
 Q20v "Ships store"
 Q20w 'Barber ship'
 Q20x 'Post office'
 Q20y snack bar'
 Q20z 'Vending machines'
 Q20aa 'Laundry'
 Q20bb 'Lighting'
 Q20cc 'Temperature'
 Q20dd 'Ventilation'
 Q20ee 'Cleanliness'
 Q20ff 'Odor'
 Q20gg 'Noise'
 Q20hh 'Motion'
 Q20ii 'Vibration'
 Q20jj safety'
 Q20kk 'Privacy'
 Q20ll 'Amount of room in berthing area'
 Q20mm 'Amount of room in working area'
 Q20nn 'Ability to get in touch with your family and friends ashore'
 Q20oo 'The opportunity to feel part of a work team or division'
 Q20pp 'The opportunity to get together with friends aboard ship'
 Q20qq 'Ability to move about the ship'

Q20rr 'Quality of port calls'
 Q20ss 'Quality of port calls'
 Q21 'Impact of shipboard life on your ability to perform your job'
 Q22 'Impact of shipboard life on desire to stay in the Navy'
 Q23 state of your health'
 Q24a 'Who do you see for the majority of your medical care'
 Q24b 'Who do you see for the majority of your dental care'
 Q24c 'Who do your dependents see for the majority of their medical care'
 Q24d 'Who do your dependents see for the majority of their dental care'
 Q25a 'satisfaction with your current weight'
 Q25b 'satisfaction with your level of energy'
 Q25c 'satisfaction with how well you sleep'
 Q25d 'satisfaction with the amount of sleep you get'
 Q25e 'satisfaction with your endurance'
 Q25f 'satisfaction with your physical fitness'
 Q25g 'satisfaction with the amount of stress in your life'
 Q25h 'satisfaction with your medical care'
 Q25i 'satisfaction with your dental care'
 Q25j 'satisfaction with your dependents medical care'
 Q25k 'satisfaction with your dependents dental care'
 Q25L1 'satisfaction with TRICARE—Overall'
 Q25L2 'satisfaction with TRICARE—How claims are handled'
 Q25L3 'satisfaction with TRICARE—Customer service'
 Q25L4 'satisfaction with TRICARE—Amount of paperwork'
 Q25L5 'satisfaction with TRICARE—Medical services available'
 Q26 'Impact of your personal health on your ability to perform your job'
 Q27 'Impact of your personal health on your desire to stay in the Navy'
 Q28a 'If you have to deploy on short notice, have you made provisions for a will'
 Q28b 'If you have to deploy on short notice, have you made provisions for' +
 'a joint checking account'
 Q28c 'If you have to deploy on short notice, have you made provisions for' +
 'a power of attorney'
 Q28d 'If you have to deploy on short notice, have you made provisions for' +
 'childcare'
 Q28e 'If you have to deploy on short notice, have you made provisions for' +
 'elder care'
 Q28f 'If you have to deploy on short notice, have you made provisions for' +
 'care for pets'
 Q28g 'If you have to deploy on short notice, have you made provisions for' +
 'an updated SGLI'
 Q28h 'If you have to deploy on short notice, have you made provisions for' +
 'an updated Page 2'
 Q28i 'If you have to deploy on short notice, have you made provisions for' +
 'storage of possessions'
 Q28j 'If you have to deploy on short notice, have you made provisions for' +
 'payment of bills'
 Q28k 'If you have to deploy on short notice, have you made provisions for' +
 'management of investments'
 Q28l 'If you have to deploy on short notice, have you made provisions for' +
 'family healthcare'
 Q29a 'Not deployed'
 Q29b 'Deployed: Lost time from work due to education'
 Q29c 'Deployed: Lost time from work due to emergency leave'
 Q29d 'Deployed: Lost time from work due to medical-dental needs'
 Q29e 'Deployed: Lost time from work—other reasons'
 Q30a 'My Navy training-education has been effective'

Q30b 'My job matches my level of ability'
 Q30c 'My job matches my level of training'
 Q30d 'My job matches my level of experience'
 Q30e 'My Navy training-education has allowed me to excel on the job'
 Q30f 'I am satisfied with the operational training received in the Navy'
 Q30g 'My other duties, such as collateral duties or working parties, take away' +
 'from my primary duties'
 Q30h 'The majority of my time has been spent working in my rating (enlisted)' +
 'or my major field or specialty (officers)'
 Q30i 'The time I spend away from homeport-permanent duty station increases' +
 'my desire to leave the Navy'
 Q31 'Where have you been located for the past month'
 Q32a 'In past month, how much time did you take off for FAMILY reasons:' +
 'To care for children'
 Q32b 'In past month, how much time did you take off for FAMILY reasons:' +
 'Helping spouse'
 Q32c 'In past month, how much time did you take off for FAMILY reasons:' +
 'Family business'
 Q32d 'In past month, how much time did you take off for FAMILY reasons:' +
 'Family transportation'
 Q32e 'In past month, how much time did you take off for FAMILY reasons:' +
 'Other family matters'
 Q33a 'In past month, how much time did you take off for PERSONAL reasons:' +
 'Your education (if not part of military duties)'
 Q33b 'In past month, how much time did you take off for PERSONAL reasons:' +
 'Your transportation'
 Q33c 'In past month, how much time did you take off for PERSONAL reasons:' +
 'Pregnancy'
 Q33d 'In past month, how much time did you take off for PERSONAL reasons:' +
 'health (sick or doctor or dental appointment)'
 Q33e 'In past month, how much time did you take off for PERSONAL reasons:' +
 'Personal business'
 Q33f 'In past month, how much time did you take off for PERSONAL reasons:' +
 'Other personal reasons'
 Q34 'Impact of preparedness on desire to stay in the Navy'
 Q35 'Where do you live at your permanent duty station'
 Q36a 'Why did you choose to live there? Quality of neighborhood'
 Q36b 'Why did you choose to live there? Sense of community'
 Q36c 'Why did you choose to live there? Sense of support for spouse/family'
 Q36d 'Why did you choose to live there? Schools'
 Q36e 'Why did you choose to live there? Commute convenience for service member'
 Q36f 'Why did you choose to live there? Commute convenience for spouse & family' +
 'member (e g, spouses job, childrens school, etc)'
 Q36g 'Why did you choose to live there? Proximity to childcare'
 Q36h 'Why did you choose to live there? Privacy'
 Q36i 'Why did you choose to live there? Security'
 Q36j 'Why did you choose to live there? Convenience of community services and
 amenities'
 Q36k 'Why did you choose to live there? Desire to get away from the military'
 Q36l 'Why did you choose to live there? Utilities included in the rent'
 Q36m 'Why did you choose to live there? Insufficient BAH'
 Q36n 'Why did you choose to live there? Own a home already: Cannot afford to' +
 'buy another one'
 Q36o 'Why did you choose to live there? Own a home already: Waiting for it to sell'
 Q36p 'Why did you choose to live there? Home ownership: An investment'
 Q36q 'Why did you choose to live there? Home ownership: Plan to retire/separate'

Q36r 'Why did you choose to live there? Do not like to rent'
 Q36s 'Why did you choose to live there? No adequate rental housing available'
 Q36t 'Why did you choose to live there? Short or no waiting list'
 Q36u 'Why did you choose to live there? Government housing benefits' +
 '(eg, property maintenance, access to self-help)'
 Q36v 'Why did you choose to live there? Other'
 Q36w 'Why did you choose to live there? Currently waiting for government housing'
 Q36x 'Why did you choose to live there? Waiting list for government housing too long'
 Q36y 'Why did you choose to live there? Government housing not available'
 Q36z 'Why did you choose to live there? Government housing not' +
 'immediately available – did not want to move more than once'
 Q36aa 'Why did you choose to live there? Large housing'
 Q36bb 'Why did you choose to live there? Better Quality'
 Q36cc 'Why did you choose to live there? Attractiveness of housing'
 Q37a 'How satisfied are you with the attractiveness of the exterior of your housing'
 Q37b 'How satisfied are you with the floor plan of your housing'
 Q37c 'How satisfied are you with the privacy of your housing'
 Q37d 'How satisfied are you with the comfort of your housing'
 Q37e 'How satisfied are you with the condition of your housing'
 Q37f 'How satisfied are you with the Quality of the building'
 Q37g 'How satisfied are you with the number of appliances in your housing'
 Q37h 'How satisfied are you with Quality of appliances'
 Q37i 'How satisfied are you with Quality of fixtures'
 Q37j 'How satisfied are you with the amount of space in your housing'
 Q37k 'How satisfied are you with the amount of storage in your housing'
 Q37l 'How satisfied are you with number of bedrooms'
 Q37m 'How satisfied are you with the cost of your housing'
 Q37n 'How satisfied are you with distance of housing from duty station'
 Q37o 'How satisfied are you with the location of your housing'
 Q38 'Impact of your residence on ability to perform your job'
 Q39 'Impact of your residence on desire to stay in the Navy'
 Q40a 'How satisfied are you with the safety of your neighborhood'
 Q40b 'How satisfied are you with the public services in your neighborhood'
 Q40c 'How satisfied are you with the appearance of your neighborhood'
 Q40d 'How satisfied are you with condition of other dwellings in the' +
 'neighborhood'
 Q40e 'How satisfied are you with the friendliness of people living in your' +
 'neighborhood'
 Q40f 'How satisfied are you with the transportation services in your' +
 'neighborhood'
 Q40g 'How satisfied are you with the sense of community in your neighborhood'
 Q40h 'How satisfied are you with availability of retail services in your' +
 'neighborhood'
 Q40i 'How satisfied are you with length of time it takes to get to work'
 Q40j 'How satisfied are you with the recreational programs &' +
 'facilities in your neighborhood'
 Q40k 'How satisfied are you with availability of parking in your neighborhood'
 Q40l 'How satisfied are you with the Quality of schools in your neighborhood'
 Q41 'Impact of neighborhood on ability to perform job'
 Q42 'Impact of neighborhood on desire to stay in the Navy'
 Q43a 'How satisfied are you with the variety of leisure activities'
 Q43b 'How satisfied are you with the cost of leisure activities'
 Q43c 'How satisfied are you with facilities provided'
 Q43d 'How satisfied are you with equipment provided for leisure activities'
 Q43e 'How satisfied are you with the amount of leisure time you have'
 Q43f 'How satisfied are you with Quality of leisure activities for your children'

Q43g	'How satisfied are you with the availability of leisure activities for your' + 'children'
Q43h	'How satisfied are you with the variety of leisure activities for your' + 'children'
Q44	'Impact of leisure and recreation activities on ability to perform job'
Q45	'Impact of leisure and recreation activities on decision to stay in Navy or leave'
Q46a	'Are your close friends fellow Sailors at this location'
Q46b	'Are your close friends Sailors stationed at other locations'
Q46c	'Are your close friends Civilians in this area'
Q46d	'Are your close friends civilians back home or elsewhere'
Q46e	'Members of other military services'
Q46f	'Close friends—other'
Q47a	'Amount of time you socialize with your close friends'
Q47b	'The support and encouragement received from your close friends'
Q47c	'The opportunities you have to make new friends'
Q47d	'Your ability to maintain your close friendships'
Q48	'Impact of friendships on ability to perform job'
Q49	'Impact of friendships on desire to stay in the Navy'
Q50	'Do you have any living relatives'
Q51a	'How satisfied are you with the amount of time you spend with parents'
Q51b	'How satisfied are you with the amount of time you spend with grandparents'
Q51c	'How satisfied are you with the amount of time you spend with brothers and' + 'sisters'
Q51d	'How satisfied are you with the amount of time you spend with in-laws'
Q51e	'How satisfied are you with the amount of time you spend with other' + 'close relatives'
Q52a	'How satisfied are you with the amount of contact you have with your' + 'relatives'
Q52b	'How satisfied are you with how well you and your relatives get along'
Q52c	'How satisfied are you with their support of your military career'
Q52d	'How satisfied are you with your relatives respect for your independence'
Q52e	'How satisfied are you with the ease with which you can visit your relatives'
Q53	'Impact of relationship with relatives on ability to perform job'
Q54	'Impact of relationship with relatives on desire to stay in the Navy'
Q55	'At this time are you married, seriously involved, or not seriously involved'
Q56a	'Marriage-Intimate Relation: Satisfaction with love and understanding'
Q56b	'Marriage-Intimate Relation: Satisfaction with communication'
Q56c	'Marriage-Intimate Relation: Satisfaction with the way conflicts are resolved'
Q56d	'Marriage-Intimate Relation: Satisfaction with partners support of your' + 'military career'
Q56e	'Marriage-Intimate Relation: Satisfaction with compatibility of interests'
Q56f	'Marriage-Intimate Relation: Satisfaction with level of respect'
Q56g	'Marriage-Intimate Relation: Satisfaction with physical aspect'
Q56h	'Marriage-Intimate Relation: Satisfaction with impact of time away from home'
Q57	'Impact of Marriage-Intimate Relation on ability to perform your job'
Q58	'Marriage-Intimate Relation on desire to stay in the Navy'
Q59	'Are there children under the age of 21 living in your household'
Q60a	'How many children in each of the following age groups live in your' + 'household: Under 1 year'
Q60b	'How many children in each of the following age groups live' + ' in your household: 1 to 4 years 11 months'
Q60c	'How many children in each of the following age groups' + ' live in your household: 5 to 11 years 11 months'
Q60d	'How many children in each of the following age' + 'groups live in your household: 12 to 14 years 11 months'
Q60e	'How many children in each of the following' +

Q60f	'age groups live in your household: 15 to 18 years 11 months' 'How many children in each of the following age' + 'household: 19 years to 20 years 11 months'
Q61a	'Relation with Children: Satisfaction with amount of time with them'
Q61b	'Relation with Children: Satisfaction with Quality of time spent with them'
Q61c	'Relation with Children: Satisfaction with love and understanding between' + 'you and your children'
Q61d	'Relation with Children: Satisfaction with impact of your time away from home'
Q61e	'Relation with Children: Satisfaction with the care and attention they receive' + 'while you are at work'
Q61f	"Relation with Children: Satisfaction with the educational value of your" + "childrens activities"
Q61g	'Relation with Children: Satisfaction with the level of respect between you' + 'and your children'
Q61h	'Relation with Children: Satisfaction with the way conflicts are resolved' + 'with your children'
Q61i	'Relation with Children: Satisfaction with how well your children act when' + 'you tell them to do something'
Q62	'Impact of relationship with your children on ability to perform your job'
Q63	'Impact of relationship with your children on decision to stay in the Navy or' + 'leave'
Q64	'What is the highest level of education you received while in the Navy?'
Q65a	'Agree or disagree: I have access to adequate military technical training'
Q65b	'Agree or disagree: I have access to adequate general military' + 'training-education'
Q65c	'Agree or disagree: I have access to training opportunities to upgrade my' + 'military skills and Qualifications'
Q65d	'Agree or disagree: I am satisfied with amount of time I am given to' + 'upgrade my skills'
Q65e	'Agree or disagree: Navy training-education has prepared me well for' + 'my current job'
Q65f	'Agree or disagree: Navy training-education has prepared the members' + 'of my workgroup or squadron to do their jobs'
Q66a	'How satisfied are you with the progress you have made with your ability' + 'to get along with others'
Q66b	'How satisfied are you with the progress you have made with your ability' + 'to solve problems'
Q66c	'How satisfied are you with the progress you have made with your ability' + 'to make good decisions'
Q66d	'How satisfied are you with the progress you have made in their intellectual' + 'growth'
Q66e	'How satisfied are you with the progress you have made with your' + 'physical appearance'
Q66f	'How satisfied are you with the progress you have made towards your' + 'educational goals'
Q66g	'How satisfied are you with the progress you have made with general' + 'competence'
Q66h	'How satisfied are you with the progress you have made with your' + 'self-discipline'
Q66i	'How satisfied are you with the progress you have made towards' + 'your personal goals'
Q67	'Impact of your personal development on ability to perform you job'
Q68	'Impact of your personal development on your decision to stay in the Navy or' + 'leave'
Q69a	'How satisfied are you with the money available for essentials'
Q69b	'How satisfied are you with the money available for extras'

Q69c	'How satisfied are you with the money available for savings'
Q69d	'How satisfied are you with the money available for investments'
Q70	Your financial situation at the present time'
Q71a	'Percent of family income from your Navy job'
Q71b	'Percent of family income from civilian 2nd job'
Q71c	'Percent of family income from spouse income'
Q71d	'Percent of family income from return on financial investments'
Q71e	'Percent of family income from other financial assistance'
Q72	'How much do you (and your spouse) owe on personal unsecured debt'
Q73	'How much do you (and your spouse) owe on personal secured debt'
Q74a	'Has the following happened to you during the last year: indebtedness' + 'letter to your command'
Q74b	'Has the following happened to you during the last year: Repossession'
Q74c	'Has the following happened to you during the last year: Bankruptcy'
Q74d	'Has the following happened to you during the last year: Crisis loan' + 'from military relief organization'
Q74e	'Has the following happened to you during the last year: Trouble' + 'over child support payments'
Q74f	'Has the following happened to you during the last year: none of the above'
Q75	'Impact of standard of living-income on ability to perform job'
Q76	'Impact of standard of living-income on desire to stay in the Navy'
Q77	'Religion or spirituality an important factor in your life'
Q78a	'My life has meaning and purpose'
Q78b	'I am a spiritually minded person'
Q78c	'Participating in a faith community is important to me'
Q78d	'Prayer, or meditation, or reflection is important to me'
Q78e	'I am a spiritually fit person'
Q78f	'I have hope because of my faith'
Q78g	spiritually speaking, I am never alone'
Q78h	'My spirituality helps me cope with stress'
Q78i	'Feeling accepted by my (God) higher power is important to me'
Q78j	'I feel in touch with or connected to people and the world around me'
Q78k	'My spiritual well-being is up to me'
Q78l	'I am able to meet my spiritual needs in the Navy'
Q79	'Impact of spiritual well-being on your ability to perform your job'
Q80	'Impact of spiritual well-being on desire to stay in the Navy'
Q81	'How satisfied are you with your life overall'
Q82	'How satisfied are you with the military way of life'
Q83	'How do you feel about your life at the present time'
Q84	'Impact of Quality of life in the Navy on your ability to perform your job'
Q85	'Impact of Quality of life in the Navy on your decision to stay in the' + 'Navy or leave'
Q86a	'How satisfied are you overall with your Career Development'
Q86b	'How satisfied are you overall with your Current Job'
Q86c	'How satisfied are you overall with Shipboard Life'
Q86d	'How satisfied are you overall with your Personal Health'
Q86e	'How satisfied are you overall with your Preparedness to do you job'
Q86f	'How satisfied are you overall with your Residence'
Q86g	'How satisfied are you overall with your Neighborhood'
Q86h	'How satisfied are you overall with your Leisure and Recreation'
Q86i	'How satisfied are you overall with your Friends and Friendship'
Q86j	'How satisfied are you overall with your Relationships with Relatives'
Q86k	'How satisfied are you overall with your Marriage-Intimate Relationship'
Q86l	'How satisfied are you overall with your Relationship with Your Children'
Q86m	'How satisfied are you overall with your Personal Development'
Q86n	'How satisfied are you overall with your Standard of Living-Income'

Q86o 'How satisfied are you overall with your Spiritual Well-Being'
 Q87 'What gender are you'
 Q88 'Are you Spanish-Hispanic-Latino'
 Q89a 'What is your race: American Indian or Alaska Native'
 Q89b 'What is your race: Asian (Asian Indian, Chinese, Filipino, Japanese, Korean' +
 'Vietnamese'
 Q89c 'What is your race: Black or African-American'
 Q89d 'What is your race: Native Hawaiian or other Pacific Islander'
 Q89e 'What is your race: White'
 Q90 'What is your SSN'
 Q91 'What was your age on your last birthday'
 Q92 'What is your marital status'
 Q93a 'What is your spouses employment situation: I do not have a spouse'
 Q93b 'What is your spouses employment situation: In the military'
 Q93c 'What is your spouses employment situation: Self-employed'
 Q93d 'What is your spouses employment situation: A civilian job part-time'
 Q93e 'What is your spouses employment situation" A civilian job full-time'
 Q93f 'What is your spouses employment situation: Unemployed by choice'
 Q93g 'What is your spouses employment situation: Unemployed but' +
 'actively seeking employment'
 Q94a 'Which dependents do you have living with you: None'
 Q94b 'Which dependents do you have living with you: Spouse (non-military)'
 Q94c 'Which dependents do you have living with you: Children'
 Q94d 'Which dependents do you have living with you: Children living part-time' +
 'with me'
 Q94e 'Which dependents do you have living with you: Legal wards'
 Q94f 'Which dependents do you have living with you: Parents or other' +
 'relatives'
 Q95 'What is your paygrade'
 Q96a 'How many years have you been in your present paygrade'
 Q96b 'How many additional months'
 Q97a 'How many years have you been on active duty in the Navy'
 Q97b 'How many additional months'
 Q98 'If enlisted, are you in your first enlistment or extension' +
 'or if any officer, are you in your initial obligation or extension'
 Q99a 'How many years have you been in your present assignment or' +
 'duty station'
 Q99b 'How many additional months'
 Q100 'What is your current billet'
 Q101 'To what type of ship or activity are you currently assigned'
 Q102a 'What month did you complete this survey'
 Q102b 'What day did you complete this survey'
 Q102c 'What year did you complete this survey'
 Q103 'Where are you currently located'

Value labels

Q1 1 'complete initial enlistment-obligation, then leave'
 2 'complete training in trade-skill, then leave'
 3 'make Navy a career (20 years)'
 4 'unsure when I joined'
 5 'other/'
 Q2 99 'eligible to retire now'
 5 'definitely will stay until retirement'
 4 'probably will stay until retirement'
 3 'dont know'

- 2 'probably will NOT stay until retirement'
 1 'definitely will NOT stay until retirement'/
- Q3 99 'N-A, NOT eligible to retire now'
 1 'have decided to leave now'
 2 'have made no decision yet'
 3 'have decided to stay'/
- Q4 1 'less than 3 months'
 2 '3 months to less than 7 months'
 3 '7 months to less than 1 year'
 4 '1 year to less than 2 years'
 5 '2 years to less than 3 years'
 6 '3 years or more'/
- Q5 99 'N-A, involuntarily separating'
 1 'very unlikely'
 2 'unlikely'
 3 'undecided'
 4 'likely'
 5 'very likely'/
- Q6 1 'none'
 2 '1-30 (one month or less)'
 3 '31-60 (between one and two months)'
 4 '61-120 (between three and four months)'
 5 '121-180 (between five and six months)'
 6 '181-240 (between seven and eight months)'
 7 'More than 240 days (more than eight months)'/
- Q7 1 '40 hours or less'
 2 '41-50 hours'
 3 '51-60 hours'
 4 '61-70 hours'
 5 '71-80 hours'
 6 '81 or more hours'/
- Q8a to Q8h 7 'completely agree'
 6 'agree'
 5 'somewhat agree'
 4 'neutral'
 3 'somewhat disagree'
 2 'disagree'
 1 'completely disagree'/
- Q9a to Q9s Q9u Q9w 7 'completely satisfied'
 6 'satisfied'
 5 'somewhat satisfied'
 4 'neutral'
 3 'somewhat dissatisfied'
 2 'dissatisfied'
 1 'completely dissatisfied'/
- Q9t Q9v 7 'completely satisfied'
 6 'satisfied'
 5 'somewhat satisfied'
 4 'neutral'
 3 'somewhat dissatisfied'
 2 'dissatisfied'
 1 'completely dissatisfied'
 99 'does not apply'/
- Q10a to Q10d 7 'completely agree'
 6 'agree'
 5 'somewhat agree'

- 4 'neutral'
 3 'somewhat disagree'
 2 'disagree'
 1 'completely disagree'/
- Q11 5 'greatly increases job performance'
 4 'increases job performance'
 3 'no effect on job performance'
 2 'decreases job performance'
 1 'greatly decreases job performance' /
- Q12 5 'greatly increases desire to stay'
 4 'increases desire to stay'
 3 'No effect on desire to stay'
 2 'decreases desire to stay'
 1 'greatly decreases desire to stay'/'
- Q13 5 'greatly increases desire to stay'
 4 'increases desire to stay'
 3 'No effect on desire to stay'
 2 'decreases desire to stay'
 1 'greatly decreases desire to stay'/'
- Q14 1 'none'
 2 'one'
 3 'two'
 4 'three'
 5 'Four or more'/'
- Q15 1 'yes, currently serving aboard ship'
 2 'yes, on ship in past, but am not currently'
 3 'No, have never served aboard ship'/'
- Q16 1 'presently on deployment'
 2 'living and working aboard ship in port'
 3 'working aboard ship in port and living elsewhere'
 4 'am assigned to ship, but living and working ashore'/'
- Q17 1 '2 months'
 2 '3 months'
 3 '4 months'
 4 '5 months'
 5 '6 months or more'/'
- Q18 1 '1 month or less'
 2 '2 months'
 3 '3 months'
 4 '4 months'
 5 '5 months'
 6 '6 months or more'/'
- Q19 1 'currently serving aboard ship'
 2 'within the last year'
 3 '1-2 years ago'
 4 '3-4 years ago'
 5 '5-6 years ago'
 6 'more than 6 years ago'/'
- Q20f to Q20h Q20j to Q20l Q20bb to Q20jj Q20m Q20oo to Q20qq 7 'completely satisfied'
 6 'satisfied'
 5 'somewhat satisfied'
 4 'neutral'
 3 'somewhat dissatisfied'
 2 'dissatisfied'
 1 'completely dissatisfied'/'
- Q20a to Q20e Q20i Q20m to Q20aa Q20kk Q20ll Q20nn Q20rr Q20ss 7 'completely satisfied'

- 6 'satisfied'
- 5 'somewhat satisfied'
- 4 'neutral'
- 3 'somewhat dissatisfied'
- 2 'dissatisfied'
- 1 'completely dissatisfied'
- 99 'does not apply/'
- Q21 5 'greatly increases job performance'
- 4 'increases job performance'
- 3 'no effect on job performance'
- 2 'decreases job performance'
- 1 'greatly decreases job performance' /
- Q22 5 'greatly increases desire to stay'
- 4 'increases desire to stay'
- 3 'No effect on desire to stay'
- 2 'decreases desire to stay'
- 1 'greatly decreases desire to stay' /
- Q23 5 'excellent'
- 4 'good'
- 3 'fair'
- 2 'poor'
- 1 'very poor' /
- Q24a to Q24d 1 'military provider'
- 2 'civilian provider'
- 99 'not applicable' /
- Q25a to Q25g 7 'completely satisfied'
- 6 'satisfied'
- 5 'somewhat satisfied'
- 4 'neutral'
- 3 'somewhat dissatisfied'
- 2 'dissatisfied'
- 1 'completely dissatisfied' /
- Q25h to Q25L5 7 'completely satisfied'
- 6 'satisfied'
- 5 'somewhat satisfied'
- 4 'neutral'
- 3 'somewhat dissatisfied'
- 2 'dissatisfied'
- 1 'completely dissatisfied'
- 99 'does not apply' /
- Q26 5 'greatly increases job performance'
- 4 'increases job performance'
- 3 'no effect on job performance'
- 2 'decreases job performance'
- 1 'greatly decreases job performance' /
- Q27 5 'greatly increases desire to stay'
- 4 'increases desire to stay'
- 3 'No effect on desire to stay'
- 2 'decreases desire to stay'
- 1 'greatly decreases desire to stay' /
- Q28a Q28c Q28G Q28h
- 1 'no'
- 2 'yes' /
- Q28b Q28d to Q28f q28i to Q28L 99 'not applicable'
- 1 'no'
- 2 'yes' /

Q29a to Q29e 1 'selected option'/
 Q30a to Q30f q30h 7 'completely agree'
 6 'agree'
 5 'somewhat agree'
 4 'neutral'
 3 'somewhat disagree'
 2 'disagree'
 1 'completely disagree'/
 Q30g q30h 7 'completely disagree'
 6 'disagree'
 5 'somewhat disagree'
 4 'neutral'
 3 'somewhat agree'
 2 'agree'
 1 'completely agree'/
 Q31 1 'onshore'
 2 'onshore and deployed'
 3 'deployed'/
 Q32a to Q32e 0 'none'
 1 'less than 1 hour'
 2 '1-2 hours'
 3 '3-4 hours'
 4 '5-7 hours'
 5 '1 day'
 6 '2-5 days'
 7 'more than 5 days'/
 Q33a to Q33f 1 'none'
 2 'less than 1 hour'
 3 '1-2 hours'
 4 '3-4 hours'
 5 '5-7 hours'
 6 '1 day'
 7 '2-5 days'
 8 'more than 5 days'/
 Q34 5 'greatly increases desire to stay'
 4 'increases desire to stay'
 3 'No effect on desire to stay'
 2 'decreases desire to stay'
 1 'greatly decreases desire to stay'/
 Q35 1 'aboard ship in port'
 2 'barracks-dorm'
 3 'geographic bachelors barracks'
 4 'military family housing (on base)'
 5 'military family housing (off base)'
 6 'private public venture housing'
 7 'own my home, off base'
 8 'rent housing, off base'
 9 'other'/
 Q36a to Q36cc 1 'selected option'/
 Q37a to q37g Q37i to Q37o 7 'completely satisfied'
 6 'satisfied'
 5 'somewhat satisfied'
 4 'neutral'
 3 'somewhat dissatisfied'
 2 'dissatisfied'
 1 'completely dissatisfied'/

- Q37h 7 'completely satisfied'
6 'satisfied'
5 'somewhat satisfied'
4 'neutral'
3 'somewhat dissatisfied'
2 'dissatisfied'
1 'completely dissatisfied'
99 'does not apply/'
- Q38 5 'greatly increases job performance'
4 'increases job performance'
3 'no effect on job performance'
2 'decreases job performance'
1 'greatly decreases job performance/'
- Q39 5 'greatly increases desire to stay'
4 'increases desire to stay'
3 'No effect on desire to stay'
2 'decreases desire to stay'
1 'greatly decreases desire to stay/'
- Q40a to Q40k
7 'completely satisfied'
6 'satisfied'
5 'somewhat satisfied'
4 'neutral'
3 'somewhat dissatisfied'
2 'dissatisfied'
1 'completely dissatisfied'
- Q40L 7 'completely satisfied'
6 'satisfied'
5 'somewhat satisfied'
4 'neutral'
3 'somewhat dissatisfied'
2 'dissatisfied'
1 'completely dissatisfied'
99 'does not apply/'
- Q41 5 'greatly increases job performance'
4 'increases job performance'
3 'no effect on job performance'
2 'decreases job performance'
1 'greatly decreases job performance/'
- Q42 5 'greatly increases desire to stay'
4 'increases desire to stay'
3 'No effect on desire to stay'
2 'decreases desire to stay'
1 'greatly decreases desire to stay/'
- Q43a to Q43e 7 'completely satisfied'
6 'satisfied'
5 'somewhat satisfied'
4 'neutral'
3 'somewhat dissatisfied'
2 'dissatisfied'
1 'completely dissatisfied' /
- Q43f to Q43h 7 'completely satisfied'
6 'satisfied'
5 'somewhat satisfied'
4 'neutral'
3 'somewhat dissatisfied'

- 2 'dissatisfied'
- 1 'completely dissatisfied'
- 99 'does not apply'/'
- Q44 5 'greatly increases job performance'
- 4 'increases job performance'
- 3 'no effect on job performance'
- 2 'decreases job performance'
- 1 'greatly decreases job performance'/'
- Q45 5 'greatly increases desire to stay'
- 4 'increases desire to stay'
- 3 'No effect on desire to stay'
- 2 'decreases desire to stay'
- 1 'greatly decreases desire to stay'/'
- Q46a to Q46f 1 'selected option'/'
- Q47a to Q47d 7 'completely satisfied'
- 6 'satisfied'
- 5 'somewhat satisfied'
- 4 'neutral'
- 3 'somewhat dissatisfied'
- 2 'dissatisfied'
- 1 'completely dissatisfied'
- 99 'does not apply'/'
- Q48 5 'greatly increases job performance'
- 4 'increases job performance'
- 3 'no effect on job performance'
- 2 'decreases job performance'
- 1 'greatly decreases job performance'/'
- Q49 5 'greatly increases desire to stay'
- 4 'increases desire to stay'
- 3 'No effect on desire to stay'
- 2 'decreases desire to stay'
- 1 'greatly decreases desire to stay'/'
- Q50 2 'yes'
- 1 'no'/'
- Q51a to Q51e 7 'completely satisfied'
- 6 'satisfied'
- 5 'somewhat satisfied'
- 4 'neutral'
- 3 'somewhat dissatisfied'
- 2 'dissatisfied'
- 1 'completely dissatisfied'
- 99 'does not apply'/'
- Q52a to Q52e 7 'completely satisfied'
- 6 'satisfied'
- 5 'somewhat satisfied'
- 4 'neutral'
- 3 'somewhat dissatisfied'
- 2 'dissatisfied'
- 1 'completely dissatisfied'
- 99 'does not apply'/'
- Q53 5 'greatly increases job performance'
- 4 'increases job performance'
- 3 'no effect on job performance'
- 2 'decreases job performance'
- 1 'greatly decreases job performance' /
- Q54 5 'greatly increases desire to stay'

- 4 'increases desire to stay'
 3 'No effect on desire to stay'
 2 'decreases desire to stay'
 1 'greatly decreases desire to stay'/
- Q55 1 'married'
 2 'involved in serious intimate relationship, but not married'
 3 'not seriously involved with anyone'/
- Q56a to Q56f Q56h 7 'completely satisfied'
 6 'satisfied'
 5 'somewhat satisfied'
 4 'neutral'
 3 'somewhat dissatisfied'
 2 'dissatisfied'
 1 'completely dissatisfied'/
- Q56g 7 'completely satisfied'
 6 'satisfied'
 5 'somewhat satisfied'
 4 'neutral'
 3 'somewhat dissatisfied'
 2 'dissatisfied'
 1 'completely dissatisfied'
 99 'does not apply'/
- Q57 5 'greatly increases job performance'
 4 'increases job performance'
 3 'no effect on job performance'
 2 'decreases job performance'
 1 'greatly decreases job performance' /
- Q58 5 'greatly increases desire to stay'
 4 'increases desire to stay'
 3 'No effect on desire to stay'
 2 'decreases desire to stay'
 1 'greatly decreases desire to stay'/
- Q59 2 'yes'
 1 'no'/
- Q60a to Q60f 1 '1 child'
 2 '2 children'
 3 '3 or more children'/
- Q61a to Q61i 7 'completely satisfied'
 6 'satisfied'
 5 'somewhat satisfied'
 4 'neutral'
 3 'somewhat dissatisfied'
 2 'dissatisfied'
 1 'completely dissatisfied'
 99 'does not apply'/
- Q62 5 'greatly increases job performance'
 4 'increases job performance'
 3 'no effect on job performance'
 2 'decreases job performance'
 1 'greatly decreases job performance' /
- Q63 5 'greatly increases desire to stay'
 4 'increases desire to stay'
 3 'No effect on desire to stay'
 2 'decreases desire to stay'
 1 'greatly decreases desire to stay'/
- Q64 1 'none'

- 2 'alternate degree-GED-homestudy-adult-school certification'
- 3 'completed vocational training'
- 4 'high school diploma-graduate'
- 5 'some college, no degree'
- 6 'Associates degree or other 2-year degree'
- 7 'Bachelors degree'
- 8 'some graduate school courses'
- 9 'Masters degree'
- 10 'doctoral-professional degree/'
- Q65a to Q65f 7 'completely agree'
- 6 'agree'
- 5 'somewhat agree'
- 4 'neutral'
- 3 'somewhat disagree'
- 2 'disagree'
- 1 'completely disagree/'
- Q66a to Q66i 7 'completely satisfied'
- 6 'satisfied'
- 5 'somewhat satisfied'
- 4 'neutral'
- 3 'somewhat dissatisfied'
- 2 'dissatisfied'
- 1 'completely dissatisfied'
- 99 'does not apply/'
- Q67 5 'greatly increases job performance'
- 4 'increases job performance'
- 3 'no effect on job performance'
- 2 'decreases job performance'
- 1 'greatly decreases job performance/'
- Q68 5 'greatly increases desire to stay'
- 4 'increases desire to stay'
- 3 'No effect on desire to stay'
- 2 'decreases desire to stay'
- 1 'greatly decreases desire to stay/'
- Q69a to Q69d 7 'completely satisfied'
- 6 'satisfied'
- 5 'somewhat satisfied'
- 4 'neutral'
- 3 'somewhat dissatisfied'
- 2 'dissatisfied'
- 1 'completely dissatisfied/'
- Q70 1 'In over my-our head'
- 2 'Tough to make ends meet but keeping my-our head above water'
- 3 'Occasionally have some difficulty making ends meet'
- 4 'Able to make ends meet without much difficulty'
- 5 'Very comfortable and secure/'
- Q71a to Q71e 1 '0%'
- 2 '1-20%'
- 3 '21-40%'
- 4 '41-60%'
- 5 '61-80%'
- 6 '81-100%/'
- Q72 1 'none'
- 2 'less than \$1,000'
- 3 '\$1,000 to \$4,999'
- 4 '\$5,000 to \$9,999'

- 5 '\$10,000 to \$24,999'
6 '\$25,000 to \$49,999'
7 '\$50,000 to \$74,999'
8 '\$75,000 or more'/
- Q73 1 'none'
2 'less than \$10,000'
3 '\$10,000 to \$24,999'
4 '\$25,000 to \$49,999'
5 '\$50,000 to \$74,999'
6 '\$75,000 to \$99,999'
7 '\$100,000 to \$124,999'
8 '\$125,000 to \$149,999'
9 '\$150,000 or more'/
- Q74a to Q74f 1 'selected option'/
- Q75 5 'greatly increases job performance'
4 'increases job performance'
3 'no effect on job performance'
2 'decreases job performance'
1 'greatly decreases job performance'/
- Q76 5 'greatly increases desire to stay'
4 'increases desire to stay'
3 'No effect on desire to stay'
2 'decreases desire to stay'
1 'greatly decreases desire to stay'/
- Q77 2 'yes'
1 'no'/
- Q78a to Q78l 7 'completely agree'
6 'agree'
5 'somewhat agree'
4 'neutral'
3 'somewhat disagree'
2 'disagree'
1 'completely disagree'/
- Q79 5 'greatly increases job performance'
4 'increases job performance'
3 'no effect on job performance'
2 'decreases job performance'
1 'greatly decreases job performance' /
- Q80 5 'greatly increases desire to stay'
4 'increases desire to stay'
3 'No effect on desire to stay'
2 'decreases desire to stay'
1 'greatly decreases desire to stay'/
- Q81 7 'completely satisfied'
6 'satisfied'
5 'somewhat satisfied'
4 'neutral'
3 'somewhat dissatisfied'
2 'dissatisfied'
1 'completely dissatisfied'/
- Q82 7 'completely satisfied'
6 'satisfied'
5 'somewhat satisfied'
4 'neutral'
3 'somewhat dissatisfied'
2 'dissatisfied'

- 1 'completely dissatisfied'/
 Q83 5 'very optimistic'
 4 'optimistic'
 3 'neither optimistic nor pessimistic'
 2 'pessimistic'
 1 'very pessimistic'/
- Q84 5 'greatly increases job performance'
 4 'increases job performance'
 3 'no effect on job performance'
 2 'decreases job performance'
 1 'greatly decreases job performance' /
- Q85 5 'greatly increases desire to stay'
 4 'increases desire to stay'
 3 'No effect on desire to stay'
 2 'decreases desire to stay'
 1 'greatly decreases desire to stay'/
- Q86a Q86b Q86d to Q86i Q86m Q86n 7 'completely satisfied'
 6 'satisfied'
 5 'somewhat satisfied'
 4 'neutral'
 3 'somewhat dissatisfied'
 2 'dissatisfied'
 1 'completely dissatisfied'/
- Q86c Q86j to Q86L Q86o 7 'completely satisfied'
 6 'satisfied'
 5 'somewhat satisfied'
 4 'neutral'
 3 'somewhat dissatisfied'
 2 'dissatisfied'
 1 'completely dissatisfied'
 99 'does not apply'/
- Q87 1 'male'
 2 'female'/
- Q88 0 'no, not Spanish-Hispanic-Latino'
 1 'yes, Mexican, Mexican American, Chicano'
 2 'yes, Puerto Rican'
 3 'Yes, Cuban'
 4 'Yes, other Spanish-Hispanic-Latino'/
- Q89a to Q89e 1 'selected option'/
- Q92 1 'single, never married'
 2 'Married for the first time'
 3 'Remarried '
 4 'Legally separated or filing for divorce'
 5 'Divorced'
 6 'Widowed'/
- Q93a to Q93g 1 'selected option'/
- Q94a to Q94f 1 'selected option'/
- Q95 1 'E1'
 2 'E2'
 3 'E3'
 4 'E4'
 5 'E5'
 6 'E6'
 7 'E7'
 8 'E8'
 9 'E9'

- 10 'W2'
- 11 'W3'
- 12 'W4'
- 13 'O1E'
- 14 'O2E'
- 15 'O3E'
- 16 'O1'
- 17 'O2'
- 18 'O3'
- 19 'O4'
- 20 'O5'
- 21 'O6'
- 22 'O7 or above/'
- Q98 2 'yes'
- 1 'no/'
- Q100 1 'shore duty, CONUS'
- 2 'shore duty, OCONUS'
- 3 'sea duty, CONUS'
- 4 'sea duty, OCONUS'
- 5 'Duty under Instruction'
- 6 'Other/'
- Q101 99 'does not apply'
- 1 'shore'
- 2 'shore – training'
- 3 'afloat staff'
- 4 'aviation squadron'
- 5 'carrier-based aviation squadron-detachment'
- 6 'aircraft carrier'
- 7 'cruiser'
- 8 'destroyer types'
- 9 'minecraft'
- 10 'submarine'
- 11 'tender-repair ship'
- 12 'reserve unit'
- 13 'service force ship'
- 14 'amphibious ship'
- 15 'amphibious craft'
- 16 'other/'
- Q103 1 'Annapolis US Naval Academy-Naval Station'
- 2 'Dahlgren Naval Surface Warfare Center'
- 3 'Dam Neck Fleet Combat Training Center, Atlantic'
- 4 'Indian Head Naval Surface Warfare Center'
- 5 'Little Creek Naval Amphibious Base'
- 6 'Newport News Shipyard'
- 7 'Norfolk Naval Shipyard'
- 8 'Norfolk Naval Station'
- 9 'Oceana Naval Air Station'
- 10 'Patuxent River Naval Air Station'
- 11 'Portsmouth Naval Medical Center'
- 12 'Sugar Grove Naval Security Group Activity'
- 13 'Yorktown Naval Weapons Station'
- 14 'Other'
- 15 'Boston Navy Yard'
- 16 'Brunswick Naval Air Station'
- 17 'Earle Naval Weapons Station'
- 18 'Lakehurst Naval Air Engineering Station'

19 'New London Naval Submarine Base'
20 'Newport Naval Station'
21 'Portsmouth Naval Shipyard'
22 'Other'
23 'Anacostia Naval Center'
24 'Bethesda Naval Medical Center'
25 'Bureau of Naval Medicine and Surgery, Washington, DC'
26 'Bureau of Naval Medicine, Bethesda'
27 'Naval Air Facility at Andrews Air Force Base'
28 'Naval Observatory'
29 'Naval Recreation Center, Solomons'
30 'Navy Annex'
31 'Nebraska Avenue Complex'
32 'Pentagon – OPNAV'
33 'Pentagon – Other Navy'
34 'Washington Navy Yard'
35 'Other'
36 'Corry Station'
37 'Naval Air Station Pensacola'
38 'Saufley Field'
39 'Whiting Field Naval Air Station'
40 'Other'
41 'Atlanta Naval Air Station'
42 'Charleston Naval Weapons Station'
43 'Guantanamo Bay Naval Base'
44 'Gulfport Naval Construction Battalion Center'
45 'Jacksonville Naval Air Station'
46 'Key West Naval Air Station'
47 'Keyport Undersea Warfare Center'
48 'Kings Bay Naval Submarine Base'
49 'Mayport Naval Station'
50 'Mid-South Naval Support Activity (Memphis-Millington)'
51 'Meridian Naval Air Station'
52 'Orlando Training Systems Division'
53 'Panama City Naval Coastal Systems Station'
54 'Pascagoula Naval Station'
55 'Roosevelt Roads Naval Station'
56 'Other'
57 'China Lake Naval Air Weapons Station'
58 'Concord Naval Weapons Station'
59 'Coronado Naval Base'
60 'El Centro Naval Air Facility'
61 'Fallon Naval Air Station'
62 'Lemoore Naval Air Station'
63 'Monterey Naval Post-Graduate School'
64 'San Diego, Fleet Combat Training Center, Pacific'
65 'San Diego Naval Medical Center'
66 'San Diego Naval Station (32nd Street)'
67 'San Diego Naval Submarine Base (Point Loma)'
68 'San Diego, Pacific Fleet ASW Training Center'
69 'Seal Beach Weapons Support Facility'
70 'Ventura County Naval Base'
71 'Other'
72 'Bangor Naval Submarine Base'
73 'Bremerton Naval Station'
74 'Everett Naval Station'

- 75 'Indian Island Magazine'
- 76 'Whidbey Island Naval Air Station'
- 77 'Other'
- 78 'Naval Computer Telecom Area Master Station PAC'
- 79 'Naval Magazine Luaualei'
- 80 'Naval Magazine Westloch'
- 81 'Naval Security Group Activity (NSGA) Kunia'
- 82 'Pearl Harbor Naval Station'
- 83 'Other'
- 84 'Crane Naval Surface Warfare Center'
- 85 'Great Lakes Naval Training Center'
- 86 'Other'
- 87 'Corpus Christi Naval Air Station'
- 88 'Ingleside Naval Station'
- 89 'Kingsville Naval Air Station'
- 90 'New Orleans Naval Air Station'
- 91 'New Orleans Naval Support Activity'
- 92 'Other'
- 93 'Gaeta, Italy'
- 94 'Germany'
- 95 'Keflavik Naval Air Station'
- 96 'La Maddalena Naval Support Activity'
- 97 'London CINCUSNAVEUR'
- 98 'Naples, Italy'
- 99 'Rota Naval Station'
- 100 'Sigonella Naval Air Station'
- 101 'St Mawgan United Kingdom-Joint Maritime Facility'
- 102 'United Kingdom Naval Activities'
- 103 'Other'
- 104 'Atsugi Naval Air Facility'
- 105 'Diego Garcia Naval Support Activity'
- 106 'Misawa Naval Air Facility'
- 107 'Okinawa Fleet Activities'
- 108 'Sasebo Fleet Activity'
- 109 'Yokosuka Fleet Activity'
- 110 'other'
- 111 'Bahrain Naval Support Activity'
- 112 'Singapore (NAVLOGGRP WESTPAC)'
- 113 'US Naval Forces Korea'
- 114 'Guam Naval Support Activity'
- 115 'Other'.

*** RECODES**

comment Reverse score all relevant 7-point continua that do not have a "n/a" option.

recode q8a to q8h q9a to q9s q9u q9w q10a to q10d q20f to q20h q20j to q29L q20bb to q20jj
 q20mm q20oo to q20qq
 q25a to q25g q30a to q30f q30h q37a to q37g q37i to q37o q40a to q40k
 q43a to q43e q47a to q47d q51a to q52e q56a to q56f q56h q61a to q61i q65a to q66i
q69a to q69d q78a to q78L q81 q82 q86a q86b q86d to q86i q86m q86n
(7=1)(6=2)(5=3)(4=4)(3=5)(2=6)(1=7).

comment Some 7-point continua have "do not apply" as 8 of the scanner that needs to be recoded to 99. Here they are:

recode q9t q9v q20a to q20e q20i q20m to q20aa q20kk q20LL q20nn q20rr q20ss q25h to
q25L5 q37f q40L q43f to q43h q56g q86c q86j to q86L q86o
(7=1)(6=2)(5=3)(4=4)(3=5)(2=6)(1=7)(8=99).

comment Reverse score all relevant 5-point continua that don't have a n/a option or any other similar response indicating that the question wasn't relevant to them.

recode q11 to q13 q21 q22 q23 q26 q27 q34 q38 q39 q41 q42 q44 q45 q48 q49 q53 q54 q57 q58
q62 q63 q67 q68 q70
q75 q76 q79 q83 to q85.

comment Reverse score all relevant 5-point continua and recode n/a options and other similar options to 99.

recode q2 q5 (1=99)(2=5)(3=4)(4=3)(5=2)(6=1).

comment Reverse score 3-point continua and code n/a or related options to 99.

recode q3 (1=99)(2=1)(3=2)(4=3).

comment Recode non-selected multiple response items to 99.

recode q29a to q29e q36a1 to q36e3 q46a to q46f q74a to q74f q89a to q89e q93a to q94f
(sysmis=99).

* Assign Missing Values.

comment Missing values for items in grids where some items have "n/a" as a response option.
missing values q9t q9v q20a to q20e q20i Q20m to q20aa q20kk q20ll q20nn q20rr q20ss q25h to
q25L5 q28b q28d to q28f q28i to q28L q37f q40L q43f to q43h q56g q86c q86j to q86L (99).

comment Missing values for grids where all the items have "n/a" as a response option.
missing values q24a to q24d q51a to q51e (99).

comment Missing values for multiple response items .
missing values q29a to q29e q36a1 to q36e3 q46a to q46f q74a to q74f q89a to q89e q93a to
q94f (99).

comment Other items needing missing values assigned are next.
missing values q2 q3 q5 (99).

* Value labels for non-selected multiple response options.

value labels q29a to q29e q36a1 to q36e3 q46a to q46f q74a to q74f q89a to q89e q93a to q94f
99 'not applicable to respondent'.

**Appendix O:
Response Option Codes Suitable for Analyses**



Chief of Naval Personnel Washington, DC

Navy Quality of Life Survey



63
62
61
60
59
58
57
56
55
54
53
52
51
50
49
48
47
46
45
44
43
42
41
40
39
38
37
36
35
34
33
32
31
30
29
28
27
26
25
24
23
22
21
20
19
18
17
16
15
14
13
12
11
10
9
8
7
6
5
4
3
2
1

Dear Survey Participant,

This survey will ask you a number of questions about how you feel about your life. There are many aspects to life and this survey attempts to cover the major ones for most people. Despite the survey length, we think you will find most of the questions interesting and easy to answer because they ask you about YOUR life. Because all people don't feel the same way about what happens to them in everyday life, there are no right or wrong answers.

We are interested in YOUR opinions. We hope that you will answer each question carefully and frankly. Your answers will help us form an accurate assessment of the quality of life (QOL) experienced by Navy personnel. Your responses will never be singled out individually and you are free to leave blank any question you do not wish to answer.

The Navy QOL Survey is being conducted by the Institute for Organizational Assessment (PERS-14), at the Navy Personnel Research, Studies, and Technology Department (NPRST) of the Navy Personnel Command. If you have any questions, please call or email us at:

Dr. Gerry Wilcove
DSN 882-4646 or (901) 874-4646
E-mail: gerry.wilcove@persnet.navy.mil

or

Dr. Michael Schwerin
DSN 882-4654 or (901) 874-4654
E-mail: michael.schwerin@persnet.navy.mil

Thank you VERY much for your opinions!

IMPORTANT MARKING INSTRUCTIONS

- ★ USE NO. 2 PENCIL ONLY.
- ★ Do NOT use ink, ballpoint, or felt tip pens.
- ★ Erase cleanly and completely any changes you make.
- ★ Make black marks that fill in the entire circle.
- ★ Do NOT make stray marks on the form.
- ★ Do NOT fold, tear, or mutilate this form.
- ★ When applicable, write the numbers in the boxes at the top of the block.



CORRECT: ●
INCORRECT: ✓ ⊗ ⊖ ⊙

PRIVACY ACT STATEMENT

Public Law 93-579, called the Privacy Act of 1974, requires that you be informed of the purpose of this survey and of the uses to be made of the information collected.

AUTHORITY: The Navy Personnel Research, Studies, and Technology Department may collect the information requested in this survey under the authority of Title 5, U.S. Code 301, and Title 10, U.S. Code 3051 and 3052, and Executive Order 9397. License to administer this survey is granted under OPNAV Report Control Symbol 1700-5, which expires on 31 Dec 2009.

PRINCIPAL PURPOSE: The information collected in this survey will be used to evaluate existing and proposed policies, procedures, and programs in the Navy. The data will be analyzed and maintained by the Navy Personnel Research, Studies, and Technology Department.

ROUTINE USES: None

CONFIDENTIALITY: All responses will be held in confidence. The information you provide will be considered only when statistically combined with the responses of others, and will NOT be identified with any single individual. Personal identifiers will be used only to conduct retention and other follow-on research as needed. The information provided will NOT become part of your permanent record and will NOT affect your career in any way.

PARTICIPATION: Providing information is completely voluntary. Failure to respond to any of the questions will NOT result in any penalties except lack of your opinions in the survey results.

CAREER AND JOB

1. What was your career plan when you joined the Navy?

- ① To complete my initial enlistment or obligation, then leave the Navy
- ② To complete training in a trade or skill, then leave the Navy
- ③ To make the Navy a career (20 or more years)
- ④ I was not sure of my plans when I joined
- ⑤ Other (Please specify) _____

2. How likely is it that you will stay in the Navy at least until you are eligible to retire? *Mark only ONE answer.*

- 99 Eligible to retire now
- ⑤ Definitely will stay in the Navy until retirement
- ④ Probably will stay in the Navy until retirement
- ③ Don't know if I will stay in the Navy until retirement
- ② Probably will NOT stay in the Navy until retirement
- ① Definitely will NOT stay in the Navy until retirement

3. If you are eligible to retire, what are your career plans?

- 99 Does not apply/Not eligible to retire
- ① Have decided to leave now
- ② Have made no decision yet
- ③ Have decided to stay

4. How much time remains in your current enlistment or service obligation (include obligated time left in current tour)?

- ① Less than 3 months
- ② 3 months to less than 7 months
- ③ 7 months to less than 1 year
- ④ 1 year to less than 2 years
- ⑤ 2 years to less than 3 years
- ⑥ 3 years or more

5. At your next decision point, how likely is it that you will remain in the Navy (Enlisted: reenlisting or extending; Officers: accepting new orders or extending)?

- 99 Does not apply/Involuntarily separating
- ⑤ Very Likely
- ④ Likely
- ③ Undecided
- ② Unlikely
- ① Very Unlikely

6. How many days during the past 12 months have you been away from your permanent duty station (berthed out of the area, not at home) for activities such as deployment, work-ups, training, and TAD?

- ① None
- ② 1-30 (one month or less)
- ③ 31-60 (between one and two months)
- ④ 61-120 (between three and four months)
- ⑤ 121-180 (between five and six months)
- ⑥ 181-240 (between seven and eight months)
- ⑦ More than 240 days (more than eight months)

7. In your current assignment, how many hours have you worked in a typical week at your Navy job?

- ① 40 hours or less
- ② 41-50 hours
- ③ 51-60 hours
- ④ 61-70 hours
- ⑤ 71-80 hours
- ⑥ 81 or more hours

8. How much do you **AGREE** or **DISAGREE** with the following statements?

	COMPLETELY AGREE	AGREE	SOMEWHAT AGREE	NEUTRAL	SOMEWHAT DISAGREE	DISAGREE	COMPLETELY DISAGREE
a. I would be very happy to spend the rest of my career in the Navy	7	6	5	4	3	2	1
b. I enjoy discussing the Navy with people in the civilian world	7	6	5	4	3	2	1
c. I really feel as if the Navy's problems are my own	7	6	5	4	3	2	1
d. I do not think that I could easily become as attached to another organization as I am to the Navy	7	6	5	4	3	2	1
e. I feel like "part of the family" in the Navy	7	6	5	4	3	2	1
f. I feel "emotionally attached" to the Navy	7	6	5	4	3	2	1
g. The Navy has a great deal of personal meaning for me	7	6	5	4	3	2	1
h. I feel a strong sense of belonging to the Navy	7	6	5	4	3	2	1

63
62
61
60
59
58
57
56
55
54
53
52
51
50
49
48
47
46
45
44
43
42
41
40
39
38
37
36
35
34
33
32
31
30
29
28
27
26
25
24
23
22
21
20
19
18
17
16
15
14
13
12
11
10
9
8
7
6
5
4
3
2
1

9. How satisfied are you with the following aspects of your job?

DOES NOT APPLY
COMPLETELY DISSATISFIED
DISSATISFIED
NEUTRAL
SOMEWHAT SATISFIED
COMPLETELY SATISFIED

JOB SATISFACTION

a.	Your co-workers	7	6	5	4	3	2	1
b.	Your pay	7	6	5	4	3	2	1
c.	Your benefits	7	6	5	4	3	2	1
d.	The amount of support and guidance you receive from your supervisor	7	6	5	4	3	2	1
e.	The amount of job security you have	7	6	5	4	3	2	1
f.	The opportunity for personal growth and development on your job	7	6	5	4	3	2	1
g.	The degree of respect and fair treatment you receive from superiors	7	6	5	4	3	2	1
h.	The amount of challenge in your job	7	6	5	4	3	2	1
i.	The feeling of accomplishment you get from doing your job	7	6	5	4	3	2	1
j.	The leadership provided by your superiors	7	6	5	4	3	2	1
k.	Ability to work independently	7	6	5	4	3	2	1
l.	A job free from problems (e.g., able to concentrate, tolerance for mistakes)	7	6	5	4	3	2	1

WORKPLACE ISSUES

m.	The physical environment where your work takes place	7	6	5	4	3	2	1
n.	The pace of your work	7	6	5	4	3	2	1
o.	The number of people available to get the work done	7	6	5	4	3	2	1
p.	The number of quick response tasks	7	6	5	4	3	2	1
q.	The time available to do a good job	7	6	5	4	3	2	1
r.	Availability of equipment	7	6	5	4	3	2	1
s.	The age of the equipment you use in your work	7	6	5	4	3	2	1
t.	Availability of tools	7	6	5	4	3	2	1 99
u.	Availability of supplies	7	6	5	4	3	2	1
v.	Availability of repair parts	7	6	5	4	3	2	1 99
w.	Availability of outside maintenance support	7	6	5	4	3	2	1

10. How much do you **AGREE** or **DISAGREE** with the following statements?

COMPLETELY DISAGREE
DISAGREE
SOMEWHAT DISAGREE
NEUTRAL
SOMEWHAT AGREE
AGREE
COMPLETELY AGREE

a.	My current assignment is career enhancing	7	6	5	4	3	2	1
b.	I have been adequately recognized for my accomplishments on my EVALs/FITREPs	7	6	5	4	3	2	1
c.	I have made sufficient progress/ advancement in my designator, rating, or community	7	6	5	4	3	2	1
d.	I expect to be advanced within my current term of service, commitment, or obligated service	7	6	5	4	3	2	1

11. What impact does your career development have on your ability to perform your job?

- 5 Greatly increases job performance
- 4 Increases job performance
- 3 No effect on job performance
- 2 Decreases job performance
- 1 Greatly decreases job performance

12. What impact does your career development have on your desire to stay in the Navy?

- 5 Greatly increases desire to stay
- 4 Increases desire to stay
- 3 No effect on decision
- 2 Decreases desire to stay
- 1 Greatly decreases desire to stay

13. What impact does your current job have on your desire to stay in the Navy?

- 5 Greatly increases desire to stay
- 4 Increases desire to stay
- 3 No effect on decision
- 2 Decreases desire to stay
- 1 Greatly decreases desire to stay

SHIPBOARD LIFE

14. How many times have you been on deployment during the past 5 years? (A "deployment" is scheduled time away from homeport for 90 days or more/60 days or more for submariners.)

- ① None
- ② One
- ③ Two
- ④ Three
- ⑤ Four or more

15. Are you now or have you ever served aboard ship for 90 days or more/60 days or more for submariners?

- ① Yes, I am currently serving aboard ship
- ② Yes, I have served aboard ship in the past, but I am not currently aboard ship → Go to Question 19
- ③ No, I have never served aboard ship → Go to PERSONAL HEALTH on Page 6

16. Which of the following statements describes why you are currently serving aboard ship? *Mark only ONE answer.*

- ① I am presently on deployment
- ② I am living and working aboard ship in port
- ③ I am working aboard ship in port and living elsewhere
- ④ I am currently assigned to a ship, but living and working ashore (e.g., Blue/Gold crews)

→ Go to Question 19

17. How long is your scheduled deployment for?

- ① 2 months
- ② 3 months
- ③ 4 months
- ④ 5 months
- ⑤ 6 months or more

18. How much time is remaining in your deployment?

- ① 1 month or less
- ② 2 months
- ③ 3 months
- ④ 4 months
- ⑤ 5 months
- ⑥ 6 months or more

19. When did you last serve aboard ship for 90 days or more/60 days or more for submariners?

- ① Currently serving aboard ship for that length of time
- ② Within the last year
- ③ 1-2 years ago
- ④ 3-4 years ago
- ⑤ 5-6 years ago
- ⑥ More than 6 years ago

→ Go to PERSONAL HEALTH on Page 6

20. How satisfied are you with the following aspects of shipboard life?

	COMPLETELY SATISFIED	SOMEWHAT SATISFIED	NEUTRAL	SOMEWHAT DISSATISFIED	COMPLETELY DISSATISFIED	DOES NOT APPLY
FACILITIES						
a. The working area	7	6	5	4	3	2 1
b. The berthing area	7	6	5	4	3	2 1 99
c. Pillows and bed linens	7	6	5	4	3	2 1 99
d. Mattresses	7	6	5	4	3	2 1 99
e. Space in your rack	7	6	5	4	3	2 1 99
f. The shower/head spaces	7	6	5	4	3	2 1
g. Shower/head fixtures	7	6	5	4	3	2 1
h. Number of showers/heads	7	6	5	4	3	2 1
i. Personal storage space	7	6	5	4	3	2 1 99
SERVICES						
j. The mess area	7	6	5	4	3	2 1
k. Food	7	6	5	4	3	2 1
l. Drinking water	7	6	5	4	3	2 1
m. Lounges in berthing area	7	6	5	4	3	2 1 99
n. Lounges outside berthing area	7	6	5	4	3	2 1 99
o. The gym/physical fitness equipment aboard ship	7	6	5	4	3	2 1 99
p. Recreational activities	7	6	5	4	3	2 1 99
q. Movies	7	6	5	4	3	2 1 99
r. The Library/Multimedia Resource Center	7	6	5	4	3	2 1 99
s. Internet access (e.g., World Wide Web)	7	6	5	4	3	2 1 99
t. Email access	7	6	5	4	3	2 1 99
u. Personal computers	7	6	5	4	3	2 1 99
v. Ship's store	7	6	5	4	3	2 1 99
w. Barber shop	7	6	5	4	3	2 1 99
x. Post office	7	6	5	4	3	2 1 99
y. Snack bar	7	6	5	4	3	2 1 99
z. Vending machines	7	6	5	4	3	2 1 99
aa. Laundry	7	6	5	4	3	2 1 99

63
62
61
60
59
58
57
56
55
54
53
52
51
50
49
48
47
46
45
44
43
42
41
40
39
38
37
36
35
34
33
32
31
30
29
28
27
26
25
24
23
22
21
20
19
18
17
16
15
14
13
12
11
10
9
8
7
6
5
4
3
2
1

	COMPLETELY SATISFIED	SOMEWHAT SATISFIED	NEUTRAL	SOMEWHAT DISSATISFIED	DISSATISFIED	COMPLETELY DISSATISFIED	DOES NOT APPLY
PHYSICAL ENVIRONMENT							
bb. Lighting	7	6	5	4	3	2	1
cc. Temperature	7	6	5	4	3	2	1
dd. Ventilation	7	6	5	4	3	2	1
ee. Cleanliness	7	6	5	4	3	2	1
ff. Odor	7	6	5	4	3	2	1
gg. Noise	7	6	5	4	3	2	1
hh. Motion	7	6	5	4	3	2	1
ii. Vibration	7	6	5	4	3	2	1
jj. Safety	7	6	5	4	3	2	1
SOCIAL & OTHER FACTORS							
kk. Privacy	7	6	5	4	3	2	1 99
ll. Amount of room in berthing area	7	6	5	4	3	2	1 99
mm. Amount of room in working area	7	6	5	4	3	2	1
nn. Ability to get in touch with your family/friends ashore	7	6	5	4	3	2	1 99
oo. The opportunity to feel part of a work team or division							
pp. Opportunity to get together with friends aboard ship	7	6	5	4	3	2	1
qq. Ability to move about the ship	7	6	5	4	3	2	1
rr. Quality of port calls	7	6	5	4	3	2	1 99
ss. Number of port calls	7	6	5	4	3	2	1 99

21. What impact does shipboard life have on your ability to perform your job?

- 5 Excellent
- 4 Increases job performance
- 3 No effect on job performance
- 2 Decreases job performance
- 1 Greatly decreases job performance

22. What impact does shipboard life have on your desire to stay in the Navy?

- 5 Greatly increases desire to stay
- 4 Increases desire to stay
- 3 No effect on decision
- 2 Decreases desire to stay
- 1 Greatly decreases desire to stay

PERSONAL HEALTH

23. What is the state of your health?

- 5 Excellent
- 4 Good
- 3 Fair
- 2 Poor
- 1 Very poor

24. Please answer the following questions regarding sources of medical and dental care.

	CIVILIAN PROVIDER	MILITARY PROVIDER	DOES NOT APPLY
a. Whom do you see for the majority of your medical care?	1	2	99
b. Whom do you see for the majority of your dental care?	1	2	99
c. Whom do your dependents see for the majority of their medical care?	1	2	99
d. Whom do your dependents see for the majority of their dental care?	1	2	99

25. How satisfied are you with the following aspects of your health and health care?

	COMPLETELY SATISFIED	SOMEWHAT SATISFIED	NEUTRAL	SOMEWHAT DISSATISFIED	DISSATISFIED	COMPLETELY DISSATISFIED	DOES NOT APPLY
a. Your current weight	7	6	5	4	3	2	1
b. Your level of energy	7	6	5	4	3	2	1
c. How well you sleep	7	6	5	4	3	2	1
d. The amount of sleep you get	7	6	5	4	3	2	1
e. Your endurance	7	6	5	4	3	2	1
f. Your physical fitness	7	6	5	4	3	2	1
g. The amount of stress in your life	7	6	5	4	3	2	1
h. Your medical care	7	6	5	4	3	2	1 99
i. Your dental care	7	6	5	4	3	2	1 99
j. Your dependents' medical care	7	6	5	4	3	2	1 99
k. Your dependents' dental care	7	6	5	4	3	2	1 99
l. TRICARE							
(1) Overall	7	6	5	4	3	2	1 99
(2) How claims are handled	7	6	5	4	3	2	1 99
(3) Customer service	7	6	5	4	3	2	1 99
(4) Amount of paperwork	7	6	5	4	3	2	1 99
(5) Medical services available	7	6	5	4	3	2	1 99

26. What impact does your personal health have on your ability to perform your job?

- 5 Greatly increases job performance
- 4 Increases job performance
- 3 No effect on job performance
- 2 Decreases job performance
- 1 Greatly decreases job performance

27. What impact does your personal health have on your desire to stay in the Navy?

- 5 Greatly increases desire to stay
- 4 Increases desire to stay
- 3 No effect on decision
- 2 Decreases desire to stay
- 1 Greatly decreases desire to stay

SAILOR PREPAREDNESS

SAILOR PREPAREDNESS refers to your preparation and ability to perform your Navy job. This includes your formal and on-the-job training, your preparations for deployment, and other factors that may affect your job.

28. If you have to deploy on short notice in the future, have you made provisions for each of the following?

YES	NO	DOES NOT APPLY

a. A will	1	2	
b. A joint checking account	1	2	99
c. A power of attorney	1	2	
d. Childcare	1	2	99
e. Elder care	1	2	99
f. Care for pets	1	2	99
g. An updated SGLI	1	2	
h. An updated Page 2	1	2	
i. Storage of possessions	1	2	99
j. Payment of bills	1	2	99
k. Management of investments	1	2	99
l. Family health care	1	2	99

29. If you are deployed, have you lost time from work due to any of the following personal reasons? **Mark ALL that apply.**

- 1 Does not apply/Not deployed
- 1 Your education (if not part of your military duties)
- 1 Emergency leave
- 1 Medical or dental needs
- 1 Other (Please specify) _____
- 98 Code for Non-selection

30. How much do you **AGREE** or **DISAGREE** with the following statements?

COMPLETELY AGREE	AGREE	SOMEWHAT AGREE	NEUTRAL	SOMEWHAT DISAGREE	DISAGREE	COMPLETELY DISAGREE	DISAGREE	COMPLETELY DISAGREE	DISAGREE

a. My Navy training/education has been effective	7	6	5	4	3	2	1
b. My job matches my level of ability	7	6	5	4	3	2	1
c. My job matches my level of training	7	6	5	4	3	2	1
d. My job matches my level of experience	7	6	5	4	3	2	1
e. My Navy training/education has allowed me to excel on the job	7	6	5	4	3	2	1
f. I am satisfied with the level of operational training (on-the-job experiences) I have received in the Navy	7	6	5	4	3	2	1
g. My other duties, such as collateral duties or working parties, take away from my primary duties	7	6	5	4	3	2	1
h. The majority of my time in the Navy has been spent working in my rating (enlisted) or my major field/specialty (officers)	7	6	5	4	3	2	1
i. The time I spend away from homeport/permanent duty station increases my desire to leave the Navy	7	6	5	4	3	2	1

31. Where have you been located for the past month?

- 1 Ashore
- 2 Ashore and deployed
- 3 Deployed → Go to Question 34

32. In the past month, how much time did you take off from work for each of the following **FAMILY** reasons (include instances when you arrived late or left early or took scheduled leave time)?

NONE	LESS THAN 1 HOUR	1 - 2 HOURS	3 - 4 HOURS	5 - 7 HOURS	1 DAY	2 - 5 DAYS	MORE THAN 5 DAYS	MORE THAN 5 DAYS	MORE THAN 5 DAYS

a. Caring for children (e.g., a sick child, school visits, no sitter, discipline)	1	2	3	4	5	6	7	8
b. Helping your spouse (e.g., illness or emotional problems)	1	2	3	4	5	6	7	8
c. Family business (e.g., financial or housing matters)	1	2	3	4	5	6	7	8
d. Family transportation	1	2	3	4	5	6	7	8
e. Other family matters	1	2	3	4	5	6	7	8

63
62
61
60
59
58
57
56
55
54
53
52
51
50
49
48
47
46
45
44
43
42
41
40
39
38
37
36
35
34
33
32
31
30
29
28
27
26
25
24
23
22
21
20
19
18
17
16
15
14
13
12
11
10
9
8
7
6
5
4
3
2
1

63
62
61
60
59
58
57
56
55
54
53
52
51
50
49
48
47
46
45
44
43
42
41
40
39
38
37
36
35
34
33
32
31
30
29
28
27
26
25
24
23
22
21
20
19
18
17
16
15
14
13
12
11
10
9
8
7
6
5
4
3
2
1

33. In the past month, how much time did you take off from work for each of the following **PERSONAL** reasons? (Include instances when you arrived late or left early or took scheduled leave time.)

	NONE	LESS THAN 1 HOUR	1 - 2 HOURS	3 - 4 HOURS	5 - 7 HOURS	1 DAY	2 - 5 DAYS	MORE THAN 5 DAYS
a. Your education (if not part of your military duties)	①	②	③	④	⑤	⑥	⑦	⑧
b. Your transportation (e.g., your car wouldn't start)	①	②	③	④	⑤	⑥	⑦	⑧
c. Pregnancy (e.g., prenatal care or doctor visit)	①	②	③	④	⑤	⑥	⑦	⑧
d. Your health (sick or doctor/dentist appointment)	①	②	③	④	⑤	⑥	⑦	⑧
e. Personal business (e.g., financial matters)	①	②	③	④	⑤	⑥	⑦	⑧
f. Other personal reasons	①	②	③	④	⑤	⑥	⑦	⑧

34. What impact does your preparedness have on your desire to stay in the Navy?

- ⑤ Greatly increases desire to stay
- ④ Increases desire to stay
- ③ No effect on decision
- ② Decreases desire to stay
- ① Greatly decreases desire to stay

RESIDENCE

RESIDENCE means the place where you live ashore. IF YOU ARE AT SEA, answer the questions in this section for the place where you live ashore.

35. Where do you live at your **PERMANENT DUTY STATION**?

- ① Aboard ship in port → Go to **NEIGHBORHOOD** on Page 9
- ② Barracks/dorm (including BEQ or BOQ)
- ③ Geographic bachelor's barracks
- ④ Military family housing (on base)
- ⑤ Military family housing (off base)
- ⑥ Private Public Venture Housing
- ⑦ Own my home (or pay mortgage), off base
- ⑧ Rental housing, off base
- ⑨ Other (Please specify) _____

36. There may be several reasons why you decided to live where you do. Select **ALL** the reasons that apply from the below sections ("a" through "e").

a. Neighborhood Factors

- ① Quality of neighborhood
- ① Sense of community
- ① Sense of support for spouse/family
- ① Schools
- ① Commute convenience for service member
- ① Commute convenience for spouse/family member (e.g., spouse's job, children's school)
- ① Proximity to childcare
- ① Privacy
- ① Security
- ① Convenience of community services and amenities
- ① Desire to "get away from the military"

b. Economic Factors

- ① Utilities included in the rent
- ① Insufficient BAH
- ① Own a home already: Cannot afford to buy another one
- ① Own a home already: Waiting for it to sell
- ① Home ownership: An investment
- ① Home ownership: Plan to retire/separate
- ① Do not like to rent
- ① No adequate rental housing was available

c. Government Housing Benefits

- ① Short or no waiting list
- ① Government housing benefits (e.g., property maintenance, access to self-help)
- ① Other (Please specify) _____

d. Government Housing Barriers

- ① Currently waiting for government housing
- ① Waiting list for government housing too long
- ① Government housing not available
- ① Government housing not immediately available: Did not want to move more than once

e. Quality Factors

- ① Larger housing
- ① Better quality
- ① Attractiveness of housing

98 **Code for Non-selection**

37. How satisfied are you with various aspects of your current housing ashore?

	COMPLETELY SATISFIED	SOMEWHAT SATISFIED	NEUTRAL	SOMEWHAT DISSATISFIED	COMPLETELY DISSATISFIED	DOES NOT APPLY
a. The attractiveness of the exterior of your housing	7	6	5	4	3	2 1
b. The floor plan of your housing	7	6	5	4	3	2 1
c. The privacy of your housing	7	6	5	4	3	2 1
d. The comfort of your housing (e.g., is it too hot, too cold, too noisy?) The condition of your housing	7	6	5	4	3	2 1
e. (e.g., is it well maintained?) Quality of the building	7	6	5	4	3	2 1
f. The number of appliances in your housing	7	6	5	4	3	2 1
g. Quality of appliances (if provided by the government)	7	6	5	4	3	2 1
h. Quality of fixtures (faucets, light fixtures, shower heads)	7	6	5	4	3	2 1 99
i. The amount of space in your housing	7	6	5	4	3	2 1
j. The amount of storage in your housing (closets and other storage space)	7	6	5	4	3	2 1
l. The number of bedrooms	7	6	5	4	3	2 1
m. The cost of your housing	7	6	5	4	3	2 1
n. Distance of housing from duty station	7	6	5	4	3	2 1
o. Location of housing	7	6	5	4	3	2 1

38. What impact does your residence have on your ability to perform your job?

- 5 Greatly increases job performance
- 4 Increases job performances
- 3 No effect on job performance
- 2 Decreases job performance
- 1 Greatly decreases job performance

39. What impact does your residence have on your desire to stay in the Navy?

- 5 Greatly increases desire to stay
- 4 Increases desire to stay
- 3 No effect on decision
- 2 Decreases desire to stay
- 1 Greatly decreases desire to stay

NEIGHBORHOOD

If you are in bachelor quarters, NEIGHBORHOOD refers to the immediate area around your quarters.

40. How satisfied are you with the following aspects of your neighborhood at your permanent duty station?

	COMPLETELY SATISFIED	SOMEWHAT SATISFIED	NEUTRAL	SOMEWHAT DISSATISFIED	COMPLETELY DISSATISFIED	DOES NOT APPLY
a. The safety of your neighborhood	7	6	5	4	3	2 1
b. The public services in your neighborhood (e.g., trash collection, mail delivery, police protection)	7	6	5	4	3	2 1
c. The appearance of your neighborhood	7	6	5	4	3	2 1
d. The condition of other dwellings in the neighborhood	7	6	5	4	3	2 1
e. The friendliness of people living in your neighborhood	7	6	5	4	3	2 1
f. The transportation services in your neighborhood	7	6	5	4	3	2 1
g. The sense of community in your neighborhood	7	6	5	4	3	2 1
h. The availability of retail services in your neighborhood (e.g., groceries, dry cleaning)	7	6	5	4	3	2 1
i. The amount of time it takes you to get to work	7	6	5	4	3	2 1
j. The availability of recreational programs/facilities in your neighborhood	7	6	5	4	3	2 1
k. The availability of parking in your neighborhood	7	6	5	4	3	2 1
l. The quality of schools in your neighborhood	7	6	5	4	3	2 1 99

41. What impact does your neighborhood have on your ability to perform your job?

- 5 Greatly increases job performance
- 4 Increases job performance
- 3 No effect on job performance
- 2 Decreases job performance
- 1 Greatly decreases job performance

63
62
61
60
59
58
57
56
55
54
53
52
51
50
49
48
47
46
45
44
43
42
41
40
39
38
37
36
35
34
33
32
31
30
29
28
27
26
25
24
23
22
21
20
19
18
17
16
15
14
13
12
11
10
9
8
7
6
5
4
3
2
1

63
62
61
60
59
58
57
56
55
54
53
52
51
50
49
48
47
46
45
44
43
42
41
40
39
38
37
36
35
34
33
32
31
30
29
28
27
26
25
24
23
22
21
20
19
18
17
16
15
14
13
12
11
10
9
8
7
6
5
4
3
2
1

42. What impact does your neighborhood have on your desire to stay in the Navy?

- ⑤ Greatly increases desire to stay
- ④ Increases desire to stay
- ③ No effect on decision
- ② Decreases desire to stay
- ① Greatly decreases desire to stay

LEISURE AND RECREATION

43. How satisfied are you with the following aspects of your leisure and recreational activities provided by the Navy?

	COMPLETELY SATISFIED	SOMEWHAT SATISFIED	NEUTRAL	SOMEWHAT DISSATISFIED	DISSATISFIED	COMPLETELY DISSATISFIED	DOES NOT APPLY
a. The variety of leisure activities	7	6	5	4	3	2	1
b. The cost of leisure activities	7	6	5	4	3	2	1
c. The facilities provided for leisure activities you enjoy	7	6	5	4	3	2	1
d. The equipment provided for leisure activities you enjoy	7	6	5	4	3	2	1
e. The amount of leisure time you have	7	6	5	4	3	2	1
f. The quality of leisure activities for your children	7	6	5	4	3	2	1 99
g. The availability of leisure activities for your children	7	6	5	4	3	2	1 99
h. The variety of leisure activities for your children	7	6	5	4	3	2	1 99

44. What impact do leisure and recreation activities have on your ability to perform your job?

- ⑤ Greatly increases job performance
- ④ Increases job performance
- ③ No effect on job performance
- ② Decreases job performance
- ① Greatly decreases job performance

45. What impact do leisure and recreation activities have on your desire to stay in the Navy?

- ⑤ Greatly increases desire to stay
- ④ Increases desire to stay
- ③ No effect on decision
- ② Decreases desire to stay
- ① Greatly decreases desire to stay

RELATIONSHIPS

Navy leadership recognizes that Navy life can present a challenge to maintaining a quality relationship with others such as friends, relatives, spouses/intimate others, and children. Your feedback will help Navy leaders better understand these challenges and make changes in these areas when possible.

FRIENDS AND FRIENDSHIPS

46. Are your close friends mostly: *Mark ALL that apply.*

- ① Fellow Sailors at this location?
- ① Sailors who are stationed at other locations?
- ① Civilians in this area?
- ① Civilians "back home" or elsewhere?
- ① Members of other military services?
- ① Other? *(Please specify)* _____

99 Non-selection code

47. How satisfied are you with the following aspects of your friendships?

	COMPLETELY SATISFIED	SOMEWHAT SATISFIED	NEUTRAL	SOMEWHAT DISSATISFIED	DISSATISFIED	COMPLETELY DISSATISFIED
a. The amount of time you socialize with your close friends	7	6	5	4	3	2 1
b. The support and encouragement you receive from your close friends	7	6	5	4	3	2 1
c. The opportunities you have to make new friends	7	6	5	4	3	2 1
d. Your ability to maintain your close friendships	7	6	5	4	3	2 1

48. What impact do your friendships have on your ability to perform your job?

- ⑤ Greatly increases job performance
- ④ Increases job performance
- ③ No effect on job performance
- ② Decreases job performance
- ① Greatly decreases job performance

49. What impact do your friendships have on your desire to stay in the Navy?

- 5 Greatly increases desire to stay
- 4 Increases desire to stay
- 3 No effect on decision
- 2 Decreases desire to stay
- 1 Greatly decreases desire to stay

RELATIONSHIP WITH RELATIVES

50. Do you have any living relatives (parents, grandparents, brothers, sisters, and/or in-laws)?

- 1 Yes
- 2 No → Go to MARRIAGE/INTIMATE RELATIONSHIP

51. How satisfied are you with the amount of time you spend with the relatives listed below?

	7	6	5	4	3	2	1	99
a. Parent(s)	7	6	5	4	3	2	1	99
b. Grandparent(s)	7	6	5	4	3	2	1	99
c. Brother(s)/Sister(s)	7	6	5	4	3	2	1	99
d. In-laws	7	6	5	4	3	2	1	99
e. Other close relatives	7	6	5	4	3	2	1	99

52. How satisfied are you with the following aspects of your relationship with your relatives?

	7	6	5	4	3	2	1
a. The amount of contact you have with your relatives	7	6	5	4	3	2	1
b. How well you and your relatives get along with each other	7	6	5	4	3	2	1
c. Your relatives' support of your military career	7	6	5	4	3	2	1
d. Your relatives' respect for your independence	7	6	5	4	3	2	1
e. The ease with which you can visit your relatives	7	6	5	4	3	2	1

53. What impact does your relationship with your relatives have on your ability to perform your job?

- 5 Greatly increases job performance
- 4 Increases job performance
- 3 No effect on job performance
- 2 Decreases job performance
- 1 Greatly decreases job performance

54. What impact does your relationship with your relatives have on your desire to stay in the Navy?

- 5 Greatly increases desire to stay
- 4 Increases desire to stay
- 3 No effect on decision
- 2 Decreases desire to stay
- 1 Greatly decreases desire to stay

MARRIAGE/INTIMATE RELATIONSHIP

55. At this time are you:

- 1 Married
- 2 Involved in a serious intimate relationship, but not married
- 3 Not seriously involved with anyone

→ Go to RELATIONSHIP WITH YOUR CHILDREN on Page 12

56. How satisfied are you with the following aspects of your marriage/intimate relationship?

	7	6	5	4	3	2	1	99
a. The love and understanding you receive in your relationship	7	6	5	4	3	2	1	
b. The communication within the relationship	7	6	5	4	3	2	1	
c. The way conflicts are resolved with your partner	7	6	5	4	3	2	1	
d. Your partner's support of your military career	7	6	5	4	3	2	1	
e. The compatibility of interests between you and your partner	7	6	5	4	3	2	1	
f. The level of respect in the relationship	7	6	5	4	3	2	1	
g. The physical aspect of your relationship	7	6	5	4	3	2	1	99
h. The time away from home	7	6	5	4	3	2	1	

63
62
61
60
59
58
57
56
55
54
53
52
51
50
49
48
47
46
45
44
43
42
41
40
39
38
37
36
35
34
33
32
31
30
29
28
27
26
25
24
23
22
21
20
19
18
17
16
15
14
13
12
11
10
9
8
7
6
5
4
3
2
1

- 63
- 62 **57. What impact does your marriage/intimate relationship have on your ability to perform your job?**
- 61
- 60
- 59 ⑤ Greatly increases job performance
- 58 ④ Increases job performance
- 57 ③ No effect on job performance
- 56 ② Decreases job performance
- 55 ① Greatly decreases job performance
- 54
- 53 **58. What impact does your marriage/intimate relationship have on your desire to stay in the Navy?**
- 52
- 51
- 50 ⑤ Greatly increases desire to stay
- 49 ④ Increases desire to stay
- 48 ③ No effect on decision
- 47 ② Decreases desire to stay
- 46 ① Greatly decreases desire to stay
- 45

RELATIONSHIP WITH YOUR CHILDREN

- 44
- 43
- 42
- 41 **59. Are there children under the age of 21 living in your household?**
- 40
- 39 ① Yes
- 38 ② No → Go to **PERSONAL DEVELOPMENT**
- 37
- 36
- 35 **60. How many children in each of the following age groups live in your household?**
- 34
- 33
- 32
- 31
- 30
- 29
- 28
- 27
- 26
- 25
- 24
- 23
- 22
- | | ONE | TWO | 3 OR MORE |
|-----------------------------|-----|-----|-----------|
| a. Under 1 year | ① | ② | ③ |
| b. 1 to 4 years 11 months | ① | ② | ③ |
| c. 5 to 11 years 11 months | ① | ② | ③ |
| d. 12 to 14 years 11 months | ① | ② | ③ |
| e. 15 to 18 years 11 months | ① | ② | ③ |
| f. 19 to 20 years 11 months | ① | ② | ③ |

- 21 **61. How satisfied are you with the following aspects of your relationship with your children?**
- 20
- 19
- 18
- 17
- 16
- 15
- 14
- 13
- 12
- 11
- 10
- 9
- 8
- 7
- 6
- 5
- 4
- 3
- 2
- 1
- | | COMPLETELY SATISFIED | SOMEWHAT SATISFIED | NEUTRAL | SOMEWHAT DISSATISFIED | DISSATISFIED | COMPLETELY DISSATISFIED |
|---|----------------------|--------------------|---------|-----------------------|--------------|-------------------------|
| a. The amount of time you have with your children | ⑦ | ⑥ | ⑤ | ④ | ③ | ② |
| b. The quality of time you spend with your children | ⑦ | ⑥ | ⑤ | ④ | ③ | ② |
| c. The love and understanding between you and your children | ⑦ | ⑥ | ⑤ | ④ | ③ | ② |
| d. The time away from home | ⑦ | ⑥ | ⑤ | ④ | ③ | ② |

How satisfied are you with the following aspects of your relationship with your children?

	COMPLETELY SATISFIED	SOMEWHAT SATISFIED	NEUTRAL	SOMEWHAT DISSATISFIED	DISSATISFIED	COMPLETELY DISSATISFIED
e. The care and attention your children receive while you are at work	⑦	⑥	⑤	④	③	②
f. The educational value of your children's activities	⑦	⑥	⑤	④	③	②
g. The level of respect between you and your children	⑦	⑥	⑤	④	③	②
h. The way conflicts are resolved with your children	⑦	⑥	⑤	④	③	②
i. How well your children act when you tell them to do something	⑦	⑥	⑤	④	③	②

- 62. What impact does your relationship with your children have on your ability to perform your job?**

- ⑤ Greatly increases job performance
- ④ Increases job performance
- ③ No effect on job performance
- ② Decreases job performance
- ① Greatly decreases job performance

- 63. What impact does your relationship with your children have on your desire to stay in the Navy?**

- ⑤ Greatly increases desire to stay
- ④ Increases desire to stay
- ③ No effect on decision
- ② Decreases desire to stay
- ① Greatly decreases desire to stay

PERSONAL DEVELOPMENT

- 64. What is the highest level of education you received while in the Navy?**

- ① None
- ② Alternate degree/GED/homestudy/Adult-school certification
- ③ Completed vocational training
- ④ High School diploma/graduate
- ⑤ Some college, no degree
- ⑥ Associate's degree or other 2-year degree
- ⑦ Bachelor's degree (B.A. or B.S.)
- ⑧ Some graduate school courses
- ⑨ Master's degree (M.A., M.S., M.B.A., etc.)
- ⑩ Doctoral/professional degree (J.D., Ph.D., M.D., etc.)

65. How much do you **AGREE** or **DISAGREE** with the following statements regarding Navy training/education?

COMPLETELY DISAGREE
DISAGREE
SOMEWHAT DISAGREE
NEUTRAL
SOMEWHAT AGREE
AGREE
COMPLETELY AGREE

	7	6	5	4	3	2	1
a. I have access to adequate military technical training							
b. I have access to adequate general military training/education							
c. I have access to training opportunities to upgrade my military skills and qualifications							
d. I am satisfied with the amount of time I am given to upgrade my skills							
e. Navy training/education has prepared me well for my current job							
f. Navy training/education has prepared the members of my workgroup/squadron to do their current jobs well							

66. How satisfied are you with the progress you have made regarding the following aspects of your personal development?

COMPLETELY DISSATISFIED
DISSATISFIED
SOMEWHAT DISSATISFIED
NEUTRAL
SOMEWHAT SATISFIED
SATISFIED
COMPLETELY SATISFIED

	7	6	5	4	3	2	1
a. Ability to get along with others							
b. Ability to solve problems							
c. Ability to make good decisions							
d. Intellectual growth							
e. Physical appearance							
f. Your educational goals							
g. General competence							
h. Self-discipline							
i. Your personal goals							

67. What impact does your personal development have on your ability to perform your job?

- ⑤ Greatly increases job performance
- ④ Increases job performance
- ③ No effect on job performance
- ② Decreases job performance
- ① Greatly decreases job performance

68. What impact does your personal development have on your desire to stay in the Navy?

- ① Greatly increases desire to stay
- ② Increases desire to stay
- ③ No effect on decision
- ④ Decreases desire to stay
- ⑤ Greatly decreases desire to stay

STANDARD OF LIVING/INCOME

The following questions ask about your financial status. The results will be presented in a manner that ensures that you cannot be identified. The information from these questions and other sources may be used to evaluate current pay and benefit policies and programs.

69. How satisfied are you with the following aspects of your financial situation?

COMPLETELY DISSATISFIED
DISSATISFIED
SOMEWHAT DISSATISFIED
NEUTRAL
SOMEWHAT SATISFIED
SATISFIED
COMPLETELY SATISFIED

	7	6	5	4	3	2	1
a. Money available for essentials							
b. Money available for extras							
c. Money available for savings							
d. Money available for investments							

70. Which of the following best describes your own or your family's financial situation at this time?

- ① Very comfortable and secure
- ② Able to make ends meet without much difficulty
- ③ Occasionally have some difficulty making ends meet
- ④ Tough to make ends meet but keeping my/our head above water
- ⑤ In over my/our head

71. What percent of your total family income is provided by each of the following sources?

0% 1-20% 21-40% 41-60% 61-80% 81-100%

	6	5	4	3	2	1
a. Your Navy job						
b. Civilian 2nd job						
c. Spouse income						
d. Return on financial investments						
e. Other financial assistance (child support, Medicaid, etc.)						

63
62
61
60
59
58
57
56
55
54
53
52
51
50
49
48
47
46
45
44
43
42
41
40
39
38
37
36
35
34
33
32
31
30
29
28
27
26
25
24
23
22
21
20
19
18
17
16
15
14
13
12
11
10
9
8
7
6
5
4
3
2
1

63
62
61
60
59
58
57
56
55
54
53
52
51
50
49
48
47
46
45
44
43
42
41
40
39
38
37
36
35
34
33
32
31
30
29
28
27
26
25
24
23
22
21
20
19
18
17
16
15
14
13
12
11
10
9
8
7
6
5
4
3
2
1

72. Currently, how much do you (and your spouse) owe on **PERSONAL UNSECURED** debt?

Include: credit cards, debt consolidation loans, AAFES, NEXCOM, student and personal loans

Exclude: mortgage loans, car loans, boat loans, etc.

- ① None
- ② Less than \$1,000
- ③ \$1,000 to \$4,999
- ④ \$5,000 to \$9,999
- ⑤ \$10,000 to \$24,999
- ⑥ \$25,000 to \$49,999
- ⑦ \$50,000 to \$74,999
- ⑧ \$75,000 or more

73. Currently, how much do you (and your spouse) owe on **PERSONAL SECURED** debt?

Include: long-term lines of credit associated with property (home mortgage, car/boat loans, etc.)

- ① None
- ② Less than \$10,000
- ③ \$10,000 to \$24,999
- ④ \$25,000 to \$49,999
- ⑤ \$50,000 to \$74,999
- ⑥ \$75,000 to \$99,999
- ⑦ \$100,000 to \$124,999
- ⑧ \$125,000 to \$149,999
- ⑨ \$150,000 or more

74. Have any of the following things happened to you during the last year? **Mark ALL that apply.**

- ① Indebtedness letter to your command
- ① Repossession of something purchased
- ① Bankruptcy
- ① Crisis loan from military relief organization
- ① Trouble over paying child support payments

① None of the above

98 **Non-selection code**

75. What impact does your standard of living/income have on your ability to perform your job?

- ⑤ Greatly increases job performance
- ④ Increases job performance
- ③ No effect on job performance
- ② Decreases job performance
- ① Greatly decreases job performance

76. What impact does your standard of living/income have on your desire to stay in the Navy?

- ⑤ Greatly increases desire to stay
- ④ Increases desire to stay
- ③ No effect on decision
- ② Decreases desire to stay
- ① Greatly decreases desire to stay

SPIRITUAL WELL-BEING

77. Is religion or spirituality an important factor in your life?

- ① Yes
- ② No → Go to LIFE AS A WHOLE on Page 15

78. How much do you **AGREE** or **DISAGREE** with the following statements?

	COMPLETELY AGREE	AGREE	SOMEWHAT AGREE	NEUTRAL	SOMEWHAT DISAGREE	DISAGREE	COMPLETELY DISAGREE
a. My life has meaning and purpose	7	6	5	4	3	2	1
b. I am a spiritually minded person	7	6	5	4	3	2	1
c. Participating in a faith community is important to me	7	6	5	4	3	2	1
d. Prayer, meditation, or reflection is important to me	7	6	5	4	3	2	1
e. I am a spiritually fit person	7	6	5	4	3	2	1
f. I have hope because of my faith	7	6	5	4	3	2	1
g. Spiritually speaking, I am never alone	7	6	5	4	3	2	1
h. My spirituality helps me cope with stress	7	6	5	4	3	2	1
i. Feeling accepted by God/my higher power is important for me	7	6	5	4	3	2	1
j. I feel in touch with or connected with people and the world around me	7	6	5	4	3	2	1
k. My spiritual well being is up to me I am able to meet my spiritual	7	6	5	4	3	2	1
l. needs in the Navy	7	6	5	4	3	2	1

79. What impact does your spiritual well-being have on your ability to perform your job?

- 5 Greatly increases job performance
- 4 Increases job performance
- 3 No effect on job performance
- 2 Decreases job performance
- 1 Greatly decreases job performance

80. What impact does your spiritual well-being have on your desire to stay in the Navy?

- 5 Greatly increases desire to stay
- 4 Increases desire to stay
- 3 No effect on decision
- 2 Decreases desire to stay
- 1 Greatly decreases desire to stay

LIFE AS A WHOLE

81. How satisfied are you with your life overall?

- 7 Completely satisfied
- 6 Satisfied
- 5 Somewhat satisfied
- 4 Neither satisfied nor dissatisfied
- 3 Somewhat dissatisfied
- 2 Dissatisfied
- 1 Completely dissatisfied

82. How satisfied are you with the military way of life?

- 7 Completely satisfied
- 6 Satisfied
- 5 Somewhat satisfied
- 4 Neither satisfied nor dissatisfied
- 3 Somewhat dissatisfied
- 2 Dissatisfied
- 1 Completely dissatisfied

83. How do you feel about your life at the present time?

- 5 Very optimistic
- 4 Optimistic
- 3 Neither optimistic nor pessimistic
- 2 Pessimistic
- 1 Very pessimistic

84. What impact does your quality of life in the Navy have on your ability to perform your job?

- 5 Greatly increases job performance
- 4 Increases job performance
- 3 No effect on job performance
- 2 Decreases job performance
- 1 Greatly decreases job performance

85. What impact does your quality of life in the Navy have on your desire to stay in the Navy?

- 5 Greatly increases desire to stay
- 4 Increases desire to stay
- 3 No effect on decision
- 2 Decreases desire to stay
- 1 Greatly decreases desire to stay

OVERALL SATISFACTION WITH LIFE EXPERIENCES

86. You have been asked about your experiences in critical areas of Navy life such as your Residence, Shipboard Life, and your Military Job. How satisfied are you **OVERALL** in each of these areas?

	COMPLETELY SATISFIED	SATISFIED	SOMEWHAT SATISFIED	NEUTRAL	SOMEWHAT DISSATISFIED	DISSATISFIED	COMPLETELY DISSATISFIED	DOES NOT APPLY
a. Career Development	1	2	3	4	5	6	7	
b. Your Current Job	1	2	3	4	5	6	7	
c. Shipboard Life	1	2	3	4	5	6	7	99
d. Personal Health	1	2	3	4	5	6	7	
e. Preparedness to Do Your Job	1	2	3	4	5	6	7	
f. Residence	1	2	3	4	5	6	7	
g. Neighborhood	1	2	3	4	5	6	7	
h. Leisure & Recreation	1	2	3	4	5	6	7	
i. Friends & Friendships	1	2	3	4	5	6	7	
j. Relationships with Relatives	1	2	3	4	5	6	7	99
k. Marriage/Intimate Relationship	1	2	3	4	5	6	7	99
l. Relationship with Your Children	1	2	3	4	5	6	7	99
m. Personal Development	1	2	3	4	5	6	7	
n. Standard of Living/Income	1	2	3	4	5	6	7	
o. Spiritual Well-being	1	2	3	4	5	6	7	99

BACKGROUND

87. Are you:

- 1 Male?
- 2 Female?

88. Are you Spanish/Hispanic/Latino? Mark "NO" if not Spanish/Hispanic/Latino.

- 5 No, not Spanish/Hispanic/Latino
- 4 Yes, Mexican, Mexican American, Chicano
- 3 Yes, Puerto Rican
- 2 Yes, Cuban
- 1 Yes, other Spanish/Hispanic/Latino

63
62
61
60
59
58
57
56
55
54
53
52
51
50
49
48
47
46
45
44
43
42
41
40
39
38
37
36
35
34
33
32
31
30
29
28
27
26
25
24
23
22
21
20
19
18
17
16
15
14
13
12
11
10
9
8
7
6
5
4
3
2
1

89. What is your race? *Mark one or more races to indicate what you consider yourself to be.*

- American Indian or Alaska Native
- Asian (e.g., Asian Indian, Chinese, Filipino, Japanese, Korean, Vietnamese)
- Black or African-American
- Native Hawaiian or other Pacific Islander (e.g., Samoan, Guamanian)
- White

Non-selection Code

90. What is your SSN? (Optional)

This information will be used only to conduct retention and other follow-on research as needed. Your confidentiality will be maintained.

SSN								
0	0	0	0	0	0	0	0	0
1	1	1	1	1	1	1	1	1
2	2	2	2	2	2	2	2	2
3	3	3	3	3	3	3	3	3
4	4	4	4	4	4	4	4	4
5	5	5	5	5	5	5	5	5
6	6	6	6	6	6	6	6	6
7	7	7	7	7	7	7	7	7
8	8	8	8	8	8	8	8	8
9	9	9	9	9	9	9	9	9

91. What was your age on your last birthday?

Years	
0	0
1	1
2	2
3	3
4	4
5	5
6	6
	7
	8
	9

92. What is your marital status?

- Single, never married
- Married for the first time
- Remarried (was divorced or widowed)
- Legally separated (or filing for divorce)
- Divorced
- Widowed

93. What is your spouse's employment situation? *Mark ALL that apply.*

- I do not have a spouse
- My spouse is in the military
- My spouse is self-employed
- My spouse works in a civilian job part time
- My spouse works in a civilian job full time
- My spouse is unemployed by choice
- My spouse is unemployed, but actively seeking employment

Non-selection Code

94. Do you have any dependents? *Mark ALL that apply.*

- No, I have no dependents
- Current spouse (non-military)
- Former spouse (non-military)
- Child(ren)
- Legal ward(s)
- Parents or other relative(s)

Non-selection Code

95. What is your paygrade?

- E-1 10 W-2 16 O-1
- E-2 11 W-3 17 O-2
- E-3 12 W-4 18 O-3
- E-4 13 O-1E 19 O-4
- E-5 14 O-2E 20 O-5
- E-6 15 O-3E 21 O-6
- E-7 22 O-7 or above
- E-8
- E-9

96. How long have you been in your present paygrade? (Fill in all columns; for example, 3 years = 03 and 9 months = 09)

Years		Months	
0	0	0	0
1	1	1	1
2	2	2	2
	3		3
	4		4
	5		5
	6		6
	7		7
	8		8
	9		9

97. How long have you been on active duty in the Navy? (Fill in all columns; for example, 3 years = 03 and 9 months = 09)

Years		Months	
0	0	0	0
1	1	1	1
2	2	2	2
3	3	3	3
4	4	4	4
		5	5
		6	6
		7	7
		8	8
		9	9

98. If enlisted, are you in your first enlistment/extension, or if an officer, are you in your initial obligation/extension?

- ① Yes
- ② No

99. How long have you been in your present assignment/duty station? (Fill in all columns; for example, 3 years = 03 and 9 months = 09)

Years		Months	
0	0	0	0
1	1	1	1
		2	2
		3	3
		4	4
		5	5
		6	6
		7	7
		8	8
		9	9

100. What is your current billet?

- ① Shore duty, CONUS
- ② Shore duty, OCONUS
- ③ Sea duty, CONUS
- ④ Sea duty, OCONUS
- ⑤ Duty Under Instruction
- ⑥ Other (Please specify) _____

101. To what type of ship/activity are you currently assigned?

- ① Shore
- ② Shore--training
- ③ Afloat staff
- ④ Aviation Squadron
- ⑤ Carrier-based Aviation Squadron/Detachment
- ⑥ Aircraft Carrier
- ⑦ Cruiser
- ⑧ Destroyer types (includes frigates)
- ⑨ Minecraft
- ⑩ Submarine
- ⑪ Tender/Repair ship
- ⑫ Reserve Unit
- ⑬ Service Force ship
- ⑭ Amphibious ship
- ⑮ Amphibious craft
- ⑯ Other (Please specify) _____

102. What date did you complete this survey?

DATE					
MO		DAY		YR	
0	0	0	0	0	0
1	1	1	1	1	1
		2	2	2	2
		3	3		
		4		4	
		5		5	
		6		6	
		7		7	
		8		8	
		9		9	

63
62
61
60
59
58
57
56
55
54
53
52
51
50
49
48
47
46
45
44
43
42
41
40
39
38
37
36
35
34
33
32
31
30
29
28
27
26
25
24
23
22
21
20
19
18
17
16
15
14
13
12
11
10
9
8
7
6
5
4
3
2
1

63
62
61
60
59
58
57
56
55
54
53
52
51
50
49
48
47
46
45
44
43
42
41
40
39
38
37
36
35
34
33
32
31
30
29
28
27
26
25
24
23
22
21
20
19
18
17
16
15
14
13
12
11
10
9
8
7
6
5
4
3
2
1

103. Where are you currently located?

MID-ATLANTIC

- ① Annapolis U.S. Naval Academy/Naval Station
- ② Dahlgren Naval Surface Warfare Center
- ③ Dam Neck Fleet Combat Training Center, Atlantic
- ④ Indian Head Naval Surface Warfare Center
- ⑤ Little Creek Naval Amphibious Base
- ⑥ Newport News Shipyard
- ⑦ Norfolk Naval Shipyard
- ⑧ Norfolk Naval Station
- ⑨ Oceana Naval Air Station
- ⑩ Patuxent River Naval Air Station
- ⑪ Portsmouth Naval Medical Center
- ⑫ Sugar Grove Naval Security Group Activity
- ⑬ Yorktown Naval Weapons Station
- ⑭ Other (Please specify) _____

NORTHEAST

- ⑮ Boston Navy Yard
- ⑯ Brunswick Naval Air Station
- ⑰ Earle Naval Weapons Station
- ⑱ Lakehurst Naval Air Engineering Station
- ⑲ New London Naval Submarine Base
- ⑳ Newport Naval Station
- ㉑ Portsmouth Naval Shipyard
- ㉒ Other (Please specify) _____

NAVAL DISTRICT WASHINGTON

- ㉓ Anacostia Naval Station
- ㉔ Bethesda Naval Medical Center
- ㉕ Bureau of Naval Medicine and Surgery, Washington, DC
- ㉖ Bureau of Naval Medicine, Bethesda
- ㉗ Naval Air Facility at Andrews Air Force Base
- ㉘ Naval Observatory
- ㉙ Naval Recreation Center, Solomons
- ㉚ Navy Annex
- ㉛ Nebraska Avenue Complex
- ㉜ Pentagon - OPNAV
- ㉝ Pentagon - Other Navy
- ㉞ Washington Navy Yard
- ㉟ Other (Please specify) _____

PENSACOLA

- ㊱ Corry Station
- ㊲ Naval Air Station Pensacola
- ㊳ Saufley Field
- ㊴ Whiting Field Naval Air Station
- ㊵ Other (Please specify) _____

SOUTHEAST

- ㊶ Atlanta Naval Air Station
- ㊷ Charleston Naval Weapons Station
- ㊸ Guantanamo Bay Naval Base
- ㊹ Gulfport Naval Construction Battalion Center
- ㊺ Jacksonville Naval Air Station
- ㊻ Key West Naval Air Station
- ㊼ Keyport Undersea Warfare Center
- ㊽ Kings Bay Naval Submarine Base
- ㊾ Mayport Naval Station
- ㊿ Mid-South Naval Support Activity (Memphis/Millington)
- ① Meridian Naval Air Station
- ② Orlando Training Systems Division
- ③ Panama City Naval Coastal Systems Station
- ④ Pascagoula Naval Station
- ⑤ Roosevelt Roads Naval Station
- ⑥ Other (Please specify) _____

SOUTHWEST

- ⑦ China Lake Naval Air Weapons Station
- ⑧ Concord Naval Weapons Station
- ⑨ Coronado Naval Base (Naval Amphibious Base, North Island Naval Air Station, San Clemente Island)
- ⑩ El Centro Naval Air Facility
- ⑪ Fallon Naval Air Station
- ⑫ Lemoore Naval Air Station
- ⑬ Monterey Naval Post-Graduate School
- ⑭ San Diego, Fleet Combat Training Center, Pacific
- ⑮ San Diego Naval Medical Center
- ⑯ San Diego Naval Station (32nd Street)
- ⑰ San Diego Naval Submarine Base (Point Loma)
- ⑱ San Diego, Pacific Fleet AntiSubmarine Warfare Training Center
- ⑲ Seal Beach Weapons Support Facility
- ⑳ Ventura County Naval Base (Point Mugu Naval Air Weapons Station, Port Hueneme Naval Construction Battalion Center)
- ㉑ Other (Please specify) _____

NORTHWEST

- 72 Bangor Naval Submarine Base
- 73 Bremerton Naval Station
- 74 Everett Naval Station
- 75 Indian Island Magazine
- 76 Whidbey Island Naval Air Station
- 77 Other (Please specify) _____

HAWAII

- 78 Naval Computer Telecommunications Area Master Station (NCTAMS) PAC
- 79 Naval Magazine Luaualei
- 80 Naval Magazine Westloch
- 81 Naval Security Group Activity (NSGA) Kunia
- 82 Pearl Harbor Naval Station
- 83 Other (Please specify) _____

MIDWEST

- 84 Crane Naval Surface Warfare Center
- 85 Great Lakes Naval Training Center
- 86 Other (Please specify) _____

SOUTH

- 87 Corpus Christi Naval Air Station
- 88 Ingleside Naval Station
- 89 Kingsville Naval Air Station
- 90 New Orleans Naval Air Station
- 91 New Orleans Naval Support Activity
- 92 Other (Please specify) _____

OCONUS

Europe

- 93 Gaeta, Italy
- 94 Germany
- 95 Keflavik Naval Air Station
- 96 La Maddalena, Italy
- 97 London CINCUSNAVEUR
- 98 Naples, Italy
- 99 Rota Naval Station
- 100 Sigonella Naval Air Station
- 101 St. Mawgan United Kingdom/Joint Maritime Facility
- 102 United Kingdom Naval Activities
- 103 Other (Please specify) _____

Japan

- 104 Atsugi Naval Air Facility
- 105 Diego Garcia Naval Support Activity
- 106 Misawa Naval Air Facility
- 107 Okinawa Fleet Activities
- 108 Sasebo Fleet Activities
- 109 Yokosuka Fleet Activities
- 110 Other (Please specify) _____

111 Bahrain Naval Support Activity

112 Singapore (NAVLOGGRP WESTPAC)

113 U. S. Naval Forces Korea

Guam

- 114 Guam Naval Support Activity
- 115 Other (Please specify) _____

Guantanamo Bay Naval Base and Roosevelt Roads Naval Station are listed in the SOUTHEAST region.

63
62
61
60
59
58
57
56
55
54
53
52
51
50
49
48
47
46
45
44
43
42
41
40
39
38
37
36
35
34
33
32
31
30
29
28
27
26
25
24
23
22
21
20
19
18
17
16
15
14
13
12
11
10
9
8
7
6
5
4
3
2
1

63
62
61
60
59
58
57
56
55
54
53
52
51
50
49
48
47
46
45
44
43
42
41
40
39
38
37
36
35
34
33
32
31
30
29
28
27
26
25
24
23
22
21
20
19
18
17
16
15
14
13
12
11
10
9
8
7
6
5
4
3
2
1

GENERAL COMMENTS

Thank you very much for your cooperation in this important survey. If you have comments or concerns that you were not able to express in answering the survey, please use the space below to tell us about them. If your comment is about a particular question or section of the survey, be sure to identify which part of the survey you are referring to. Any comments you make on this questionnaire will be kept confidential.

Thank you for your time and ideas!

If you have any questions, contact:

Dr. Gerry Wilcove
(901) 874-4646 or DSN 882-4646
e-mail: gerry.wilcove@persnet.navy.mil

or

Dr. Michael Schwerin
(901) 874-4654 or DSN 882-4654
e-mail: michael.schwerin@persnet.navy.mil

Please complete the survey **as soon as possible**, and put it in the envelope provided or return to:

NAVY PERSONNEL RESEARCH, STUDIES, AND TECHNOLOGY DEPARTMENT
Survey Operations Center (SOC)
5720 Integrity Drive (PERS-14)
Millington, TN 38055-1400

OCTOBER 2001

**Appendix P:
SPSS Runstream for Forward Coding**


```
set printback=listing.
```

```
set mxmemory = 98304.
```

```
show mxmemory.
```

```
Comment "forward coding.sps_9-18-02".
```

```
GET
```

```
FILE='C:\2002 QOL survey\data\total survey database.sav'.
```

```
*****
```

```
*****
```

```
comment q15: Is SHIPBOARD LIFE, if personally not currently onboard ship, go to  
Question 19; i.e., don't answer
```

```
Q16 to Q19.
```

```
*****
```

```
*****
```

```
do if (q15 eq 2).
```

```
recode q16 (1 thru 4=97).
```

```
recode q17 (1 thru 5=97).
```

```
recode q18 (1 thru 6=97).
```

```
missing values q16 to q18 (97).
```

```
value labels q16 to q18 97 'ignored skip'.
```

```
end if.
```

```
*****
```

```
*****
```

```
comment q15: Is SHIPBOARD LIFE, if person is directed to PERSONAL HEALTH, but  
they completed shipboard items
```

```
anyway, then their responses are recoded to 97; Also, previously coded n/a to 99;
```

```
Since it is no longer a valid
```

```
number, it is recoded to 97; also the case in other variables addressed in the .sps  
file.
```

```
*****
```

```
*****
```

```
do if (q15 eq 3 or q19 eq 6).
```

```
recode q20a to q20ss (99 1 thru 7=97).
```

```
missing values q20a to q20ss (97).
```

```
value labels q20a to q20ss 97 'skip ignored'.
```

```
end if.
```

```
*****
```

```
*****
```

comment q31: If person said they were currently deployed, they are supposed to go to q34, thus nullifying an responses to the intervening items.

do if (q31 eq 3).
recode q32a to q33f (1 thru 8=97).
missing values q32a to q33f (97).
value labels q32a to q33f 97 'skip ignored'.
end if.

comment q35: RESIDENCE, if person aboard ship in port, "go to NEIGHBORHOOD..."; i.e., don't answer q36a1 to q39.

do if (q35 eq 1).
recode q36a1 to q36e3 (99 1=97).
missing values q36a1 to q36e3 (97).
end if.

do if (q35 eq 1).
recode q37a to q37o (99 1 thru 7=97).
missing values q37a to q37o (97).
value labels q37a to q37o 97 'skip ignored'.
end if.

do if (q35 eq 1).
recode q38 q39 (1 thru 5=97).
missing values q38 q39 (97).
value labels q38 q39 97 'skip ignored'.
end if.

comment q50: RELATIONSHIP WITH RELATIVES, if no relatives, "go to MARRIAGE/INTIMATE RELATIONSHIP; i.e., don't answer q51a to q54.

do if (q50 eq 2).
recode q51a to q52e (99 1 thru 7=97)/q53 q54 (99 1 thru 5=97).

missing values q51a to q54 (97).
value labels q51a to q54 97 'skip ignored'.
end if.

```
*****  
*****  
comment q55: MARRIAGE/INTIMATE RELATIONSHIP, if not seriously involved  
with anyone, go to RELATIONSHIP WITH  
YOUR CHILDREN; i.e., don't answer q56a to q58.  
*****  
*****
```

do if (q55 eq 3).
recode q56a to q56h (1 thru 7 99=97)/q57 q58 (1 thru 5=97).
missing values q56a to q58 (97).
value labels q56a to q58 97 'skip ignored'.
end if.

```
*****  
*****  
comment q59: RELATIONSHIP WITH YOUR CHILDREN, if no children under 21  
living in household, go to PERSONAL  
DEVELOPMENT; i.e., don't answer q60a to q63.  
*****  
*****
```

do if (q59 eq 2).
recode q60a to q60f (1 thru 3=97)/q61a to q61i (1 thru 7=97)/q62 q63 (1 thru 5=97).
missing values q60a to q63 (97).
value labels q60a to q63 97 'skip ignored'.
end if.

```
*****  
*****  
comment q77: SPIRITUAL WELL-BEING, if not an important factor in your life, go to  
LIFE AS A WHOLE; i.e., don't  
answer q78a to q78L.  
*****  
*****
```

do if (q77 eq 2).
recode q78a to q78L (1 thru 7=97).
missing values q78a to q78L (97).
value labels q78a to q78L 97 'skip ignored'.
end if.

save outfile='C:\2002 QOL survey\data\total survey database1.sav'.

**Appendix Q:
Constructed Variables**


```
* "construct variables_9-16-02.sps".
```

```
GET
```

```
FILE='C:\2002 QOL survey\data\total survey database.sav'.
```

```
*****
```

```
*PERSONNEL GROUP--ENLISTED AND OFFICER.
```

```
numeric persgrp (f3).  
if range(q95,1,9) persgrp=1.  
if range(q95,10,21) persgrp=2.  
variable labels persgrp 1 'enlisted' 2 'officers'.  
frequencies variables=persgrp.
```

```
*****
```

```
*PAYGRADE BANDS.
```

```
numeric payband (f3).  
if range(q95,1,3) payband=1.  
if range(q95,4,6) payband=2.  
if range(q95,7,9) payband=3.  
if range(q95,10,12) payband=4.  
if range(q95,13,18) payband=5.  
if range(q95,19,21) payband=6.  
variable labels payband 'paygrades grouped into small bands'.  
value labels payband 1 'E1-E3' 2 'E4-E6' 3 'E7-E9' 4 'CWO' 5 'O1-O3' 6 'O4-O6'.
```

```
*****
```

```
*ORGANIZATIONAL COMMITMENT.
```

```
compute commit=mean.3 (q8a to q8h).  
variable labels commit 'organizational commitment'.  
frequencies variables=commit.
```

```
*****
```

```
*JOB SATISFACTION.
```

```
compute job_sat=mean.3 (q9a to q9l).  
variable labels job_sat 'job satisfaction'.
```

frequencies variables=job_sat.

*WORKPLACE ISSUES.

compute wrkplace=mean.3 (q9m to q9w).
variable labels wrkplace 'workplace issues'.
frequencies variables=wrkplace.

*SHIPBOARD LIFE: FACILITIES.

compute shipfac=mean.3 (q20a to q20i).
variable labels shipfac 'shipboard facilities'.
frequencies variables=shipfac.

*SHIPBOARD LIFE: SERVICES.

compute shipserv=mean.3 (q20j to q20aa).
variable labels shipserv 'shipboard services'.
frequencies variables=shipserv.

*SHIPBOARD LIFE: PHYSICAL ENVIRONMENT.

compute shipenvr = mean.3 (q20bb to q20jj),
variable labels shipenvr 'shipboard environment'.
frequencies variables=shipenvr.

*SHIPBOARD LIFE: SOCIAL AND OTHER FACTORS.

compute shipsoc=mean.3 (q20kk to q20ss).
variable labels shipsoc 'shipboard social and other factors'.
frequencies variables=shipsoc.

*PERSON'S OWN HEALTH AND HEALTH CARE

compute health1=mean.3 (q25a to q25g).
variable labels health1 'person" own health and health care'
frequencies variables=health1.

DEPENDENTS HEALTH CARE

compute health2= mean.3 (q25j to q25L5).
variable labels health2 'dependent"s health care'.
frequencies variables=health2.

DEPLOYMENT PREPAREDNESS.

count deploy=q28a to q28l(1).
variable labels deploy 'preparedness to deploy on short notice.'
frequencies variables=deploy.

*JOB PREPAREDNESS.

compute jobprep1=mean.3 (q30 to q30i).
variable labels jobprep1 'readiness to do job (Scale 1)'.
frequencies variables=jobprep1.

compute jobprep2=mean.3 (q65a to q65f).
variable labels jobprep2 'readiness to do job (Scale 2)'.
frequencies variables=jobprep2.

*RESIDENCE

compute resid=mean.3 (q37a to q37o).
variable labels resid 'satisfaction with current housing ashore'.
frequencies variables=resid.

*NEIGHBORHOOD.

compute neigh=mean.3(q40a to q40L).
variable labels neigh 'satisfaction with neighborhood'.

frequencies variables=neigh.

*LEISURE AND RECREATION.

compute leisure=mean.3 (q43q to q43h).
variable labels leisure 'satisfaction with leisure and recreation'.
frequencies variables=leisure.

*FRIENDS AND FRIENDSHIPS.

compute friends=mean.3 (q47a to q47d).
variable labels friends 'satisfaction with friends and friendships'.
frequencies variables=friends.

*RELATIONSHIP WITH RELATIVES.

compute relative=mean.3 (q52a to q52e).
variable labels relative 'relationship with relatives'.
frequencies variables=relative.

*MARRIAGE/INTIMATE RELATIONSHIP.

compute marry=mean.3 (q56a to q56h).
variable labels marry 'marriage-intimate relationship'.
frequencies variables=marry.

*RELATIONSHIP WITH CHILDREN.

compute child=mean.3 (q61a to q61i).
variable labels child 'relationship with your children'.
frequencies variables=child.

*PERSONAL DEVELOPMENT.

compute develop=mean.3 (q66a to q66i).
variable labels develop 'personal development'.
frequencies variables=develop.

STANDARD OF LIVING/INCOME

compute standliv=mean.3 (q69a to q69d).
variable labels standliv 'standard of living/income'.
frequencies variables=standliv.

***SPIRITUAL WELL-BEING.**

compute spirit=mean.3 (q78a to q78L).
variable labels spirit 'spiritual well-being'.
frequencies variables=spirit.

***OVERALL QUALITY OF LIFE (SCALE 1).**

compute QOL1 = mean.3 (q81 to q83).
variable labels QOL1 'overall quality of life--Scale 1'.
frequencies variables=QOL1.

***OVERALL QUALITY OF LIFE (SCALE 2).**

compute QOL2=mean.3 (q86a to q86o).
variable labels QOL2 'overall quality of life--Scale 2'.
frequencies variables=QOL2.

**Appendix R:
Item Frequencies for Unweighted Data**

Frequency Table

Q1 Career plan when you joined the Navy

		Frequency	Percent	Valid Percent	Cumulative Percent
Valid	1 complete initial enlistment-obligation, then leave	1345	26.3	26.5	26.5
	2 complete training in trade-skill, then leave	421	8.2	8.3	34.8
	3 make Navy a career (20 years)	1239	24.2	24.4	59.1
	4 unsure when I joined	1884	36.8	37.1	96.2
	5 other	193	3.8	3.8	100.0
	Total	5082	99.4	100.0	
Missing	System	32	.6		
Total		5114	100.0		

Q2 long-term career intentions

		Frequency	Percent	Valid Percent	Cumulative Percent
Valid	1 definitely will NOT stay until retirement	569	11.1	13.1	13.1
	2 probably will NOT stay until retirement	543	10.6	12.5	25.5
	3 dont know	798	15.6	18.3	43.9
	4 probably will stay until retirement	795	15.5	18.3	62.1
	5 definitely will stay until retirement	1649	32.2	37.9	100.0
	Total	4354	85.1	100.0	
Missing	99 not applicable	738	14.4		
	System	22	.4		
	Total	760	14.9		
Total		5114	100.0		

Q3 if eligible to retire, career plans

		Frequency	Percent	Valid Percent	Cumulative Percent
Valid	1 have decided to leave now	342	6.7	27.0	27.0
	2 have made no decision yet	475	9.3	37.5	64.5
	3 have decided to stay	450	8.8	35.5	100.0
	Total	1267	24.8	100.0	
Missing	99 not applicable	3730	72.9		
	System	117	2.3		
	Total	3847	75.2		
Total		5114	100.0		

Q4 time left in enlistment or obligation

		Frequency	Percent	Valid Percent	Cumulative Percent
Valid	1 less than 3 months	344	6.7	6.8	6.8
	2 3 months to less than 7 months	309	6.0	6.1	12.9
	3 7 months to less than 1 year	412	8.1	8.1	21.0
	4 1 year to less than 2 years	1259	24.6	24.9	45.9
	5 2 years to less than 3 years	1270	24.8	25.1	70.9
	6 3 years or more	1472	28.8	29.1	100.0
	Total	5066	99.1	100.0	
Missing	System	48	.9		
Total		5114	100.0		

Q5 career plans at next decision point

		Frequency	Percent	Valid Percent	Cumulative Percent
Valid	1 very unlikely	741	14.5	15.0	15.0
	2 unlikely	501	9.8	10.1	25.1
	3 undecided	852	16.7	17.2	42.4
	4 likely	818	16.0	16.6	58.9
	5 very likely	2030	39.7	41.1	100.0
	Total	4942	96.6	100.0	
Missing	99 not applicable	144	2.8		
	System	28	.5		
	Total	172	3.4		
Total		5114	100.0		

Q6 how many days since October 1, 2000 have you been away from your permanent duty station

		Frequency	Percent	Valid Percent	Cumulative Percent
Valid	1 none	1292	25.3	25.4	25.4
	2 1-30 (one month or less)	1277	25.0	25.1	50.6
	3 31-60 (between one and two months)	605	11.8	11.9	62.5
	4 61-120 (between three and four months)	698	13.6	13.7	76.2
	5 121-180 (between five and six months)	577	11.3	11.4	87.6
	6 181-240 (between seven and eight months)	443	8.7	8.7	96.3
	7 More than 240 days (more than eight months)	189	3.7	3.7	100.0
	Total	5081	99.4	100.0	
Missing	System	33	.6		
	Total	5114	100.0		

Q7 hours in workweek

		Frequency	Percent	Valid Percent	Cumulative Percent
Valid	1 40 hours or less	709	13.9	14.0	14.0
	2 41-50 hours	1805	35.3	35.6	49.5
	3 51-60 hours	1281	25.0	25.2	74.8
	4 61-70 hours	633	12.4	12.5	87.3
	5 71-80 hours	300	5.9	5.9	93.2
	6 81 or more hours	346	6.8	6.8	100.0
	Total	5074	99.2	100.0	
Missing	System	40	.8		
	Total	5114	100.0		

Q8A happy to spend rest of career in Navy

		Frequency	Percent	Valid Percent	Cumulative Percent
Valid	1 completely disagree	515	10.1	10.2	10.2
	2 disagree	434	8.5	8.6	18.7
	3 somewhat disagree	354	6.9	7.0	25.7
	4 neutral	613	12.0	12.1	37.8
	5 somewhat agree	800	15.6	15.8	53.6
	6 agree	1148	22.4	22.7	76.3
	7 completely agree	1203	23.5	23.7	100.0
	Total	5067	99.1	100.0	
Missing	System	47	.9		
	Total	5114	100.0		

Q8B enjoy discussing Navy with civilians

		Frequency	Percent	Valid Percent	Cumulative Percent
Valid	1 completely disagree	168	3.3	3.3	3.3
	2 disagree	197	3.9	3.9	7.2
	3 somewhat disagree	250	4.9	4.9	12.1
	4 neutral	613	12.0	12.1	24.2
	5 somewhat agree	861	16.8	17.0	41.2
	6 agree	1611	31.5	31.8	73.0
	7 completely agree	1370	26.8	27.0	100.0
	Total	5070	99.1	100.0	
Missing	System	44	.9		
Total		5114	100.0		

Q8C I own the Navys problems

		Frequency	Percent	Valid Percent	Cumulative Percent
Valid	1 completely disagree	374	7.3	7.4	7.4
	2 disagree	541	10.6	10.8	18.2
	3 somewhat disagree	440	8.6	8.7	26.9
	4 neutral	920	18.0	18.3	45.2
	5 somewhat agree	1285	25.1	25.5	70.8
	6 agree	1059	20.7	21.0	91.8
	7 completely agree	412	8.1	8.2	100.0
	Total	5031	98.4	100.0	
Missing	System	83	1.6		
Total		5114	100.0		

Q8D Could not become attached to another organization

		Frequency	Percent	Valid Percent	Cumulative Percent
Valid	1 completely disagree	597	11.7	11.8	11.8
	2 disagree	807	15.8	15.9	27.7
	3 somewhat disagree	578	11.3	11.4	39.1
	4 neutral	877	17.1	17.3	56.4
	5 somewhat agree	808	15.8	15.9	72.3
	6 agree	882	17.2	17.4	89.7
	7 completely agree	520	10.2	10.3	100.0
	Total	5069	99.1	100.0	
Missing	System	45	.9		
Total		5114	100.0		

Q8E Feel like part of the Navy family

		Frequency	Percent	Valid Percent	Cumulative Percent
Valid	1 completely disagree	393	7.7	7.8	7.8
	2 disagree	456	8.9	9.0	16.8
	3 somewhat disagree	463	9.1	9.2	25.9
	4 neutral	767	15.0	15.2	41.1
	5 somewhat agree	1192	23.3	23.6	64.7
	6 agree	1157	22.6	22.9	87.6
	7 completely agree	629	12.3	12.4	100.0
	Total	5057	98.9	100.0	
Missing	System	57	1.1		
Total		5114	100.0		

Q8F Am emotionally attached to Navy

		Frequency	Percent	Valid Percent	Cumulative Percent
Valid	1 completely disagree	551	10.8	10.9	10.9
	2 disagree	610	11.9	12.1	22.9
	3 somewhat disagree	475	9.3	9.4	32.3
	4 neutral	778	15.2	15.4	47.7
	5 somewhat agree	1055	20.6	20.8	68.6
	6 agree	996	19.5	19.7	88.2
	7 completely agree	595	11.6	11.8	100.0
	Total	5060	98.9	100.0	
Missing	System	54	1.1		
Total		5114	100.0		

Q8G Navy is personally meaningful

		Frequency	Percent	Valid Percent	Cumulative Percent
Valid	1 completely disagree	238	4.7	4.7	4.7
	2 disagree	290	5.7	5.7	10.4
	3 somewhat disagree	281	5.5	5.6	16.0
	4 neutral	689	13.5	13.6	29.6
	5 somewhat agree	1086	21.2	21.4	51.0
	6 agree	1445	28.3	28.5	79.6
	7 completely agree	1034	20.2	20.4	100.0
	Total	5063	99.0	100.0	
Missing	System	51	1.0		
Total		5114	100.0		

Q8H Feel strong sense of belonging

		Frequency	Percent	Valid Percent	Cumulative Percent
Valid	1 completely disagree	328	6.4	6.5	6.5
	2 disagree	362	7.1	7.1	13.6
	3 somewhat disagree	344	6.7	6.8	20.4
	4 neutral	748	14.6	14.8	35.2
	5 somewhat agree	1044	20.4	20.6	55.8
	6 agree	1343	26.3	26.5	82.2
	7 completely agree	900	17.6	17.8	100.0
	Total	5069	99.1	100.0	
Missing	System	45	.9		
Total		5114	100.0		

Q9A co-workers

		Frequency	Percent	Valid Percent	Cumulative Percent
Valid	1 completely dissatisfied	136	2.7	2.7	2.7
	2 dissatisfied	247	4.8	4.9	7.6
	3 somewhat dissatisfied	508	9.9	10.0	17.6
	4 neutral	440	8.6	8.7	26.3
	5 somewhat satisfied	1084	21.2	21.4	47.7
	6 satisfied	2006	39.2	39.6	87.4
	7 completely satisfied	640	12.5	12.6	100.0
	Total	5061	99.0	100.0	
Missing	System	53	1.0		
Total		5114	100.0		

Q9B pay

		Frequency	Percent	Valid Percent	Cumulative Percent
Valid	1 completely dissatisfied	242	4.7	4.8	4.8
	2 dissatisfied	460	9.0	9.1	13.9
	3 somewhat dissatisfied	706	13.8	14.0	27.8
	4 neutral	432	8.4	8.5	36.4
	5 somewhat satisfied	1383	27.0	27.3	63.7
	6 satisfied	1498	29.3	29.6	93.3
	7 completely satisfied	339	6.6	6.7	100.0
	Total	5060	98.9	100.0	
Missing	System	54	1.1		
Total		5114	100.0		

Q9C benefits

		Frequency	Percent	Valid Percent	Cumulative Percent
Valid	1 completely dissatisfied	86	1.7	1.7	1.7
	2 dissatisfied	204	4.0	4.1	5.8
	3 somewhat dissatisfied	421	8.2	8.5	14.3
	4 neutral	391	7.6	7.9	22.2
	5 somewhat satisfied	1159	22.7	23.3	45.5
	6 satisfied	1968	38.5	39.6	85.1
	7 completely satisfied	742	14.5	14.9	100.0
	Total	4971	97.2	100.0	
Missing	System	143	2.8		
Total		5114	100.0		

Q9D support, guidance from supervisor'

		Frequency	Percent	Valid Percent	Cumulative Percent
Valid	1 completely dissatisfied	405	7.9	8.0	8.0
	2 dissatisfied	425	8.3	8.4	16.4
	3 somewhat dissatisfied	516	10.1	10.2	26.7
	4 neutral	630	12.3	12.5	39.1
	5 somewhat satisfied	984	19.2	19.5	58.6
	6 satisfied	1493	29.2	29.6	88.2
	7 completely satisfied	595	11.6	11.8	100.0
	Total	5048	98.7	100.0	
Missing	System	66	1.3		
Total		5114	100.0		

Q9E job security

		Frequency	Percent	Valid Percent	Cumulative Percent
Valid	1 completely dissatisfied	55	1.1	1.1	1.1
	2 dissatisfied	79	1.5	1.6	2.7
	3 somewhat dissatisfied	120	2.3	2.4	5.0
	4 neutral	414	8.1	8.2	13.2
	5 somewhat satisfied	595	11.6	11.8	25.0
	6 satisfied	2028	39.7	40.1	65.1
	7 completely satisfied	1762	34.5	34.9	100.0
	Total	5053	98.8	100.0	
Missing	System	61	1.2		
Total		5114	100.0		

Q9F opportunity for personal growth

		Frequency	Percent	Valid Percent	Cumulative Percent
Valid	1 completely dissatisfied	285	5.6	5.6	5.6
	2 dissatisfied	346	6.8	6.8	12.5
	3 somewhat dissatisfied	459	9.0	9.1	21.5
	4 neutral	493	9.6	9.7	31.3
	5 somewhat satisfied	1087	21.3	21.5	52.8
	6 satisfied	1637	32.0	32.3	85.1
	7 completely satisfied	754	14.7	14.9	100.0
	Total	5061	99.0	100.0	
Missing	System	53	1.0		
Total		5114	100.0		

Q9G respect, fairness from superiors

		Frequency	Percent	Valid Percent	Cumulative Percent
Valid	1 completely dissatisfied	385	7.5	7.6	7.6
	2 dissatisfied	411	8.0	8.1	15.7
	3 somewhat dissatisfied	499	9.8	9.9	25.6
	4 neutral	516	10.1	10.2	35.8
	5 somewhat satisfied	847	16.6	16.7	52.5
	6 satisfied	1636	32.0	32.3	84.9
	7 completely satisfied	766	15.0	15.1	100.0
	Total	5060	98.9	100.0	
Missing	System	54	1.1		
Total		5114	100.0		

Q9H Amount of challenge on job

		Frequency	Percent	Valid Percent	Cumulative Percent
Valid	1 completely dissatisfied	171	3.3	3.4	3.4
	2 dissatisfied	242	4.7	4.8	8.2
	3 somewhat dissatisfied	308	6.0	6.1	14.3
	4 neutral	552	10.8	10.9	25.2
	5 somewhat satisfied	941	18.4	18.6	43.9
	6 satisfied	1849	36.2	36.6	80.5
	7 completely satisfied	984	19.2	19.5	100.0
	Total	5047	98.7	100.0	
Missing	System	67	1.3		
Total		5114	100.0		

Q9I Feeling of accomplishment

		Frequency	Percent	Valid Percent	Cumulative Percent
Valid	1 completely dissatisfied	181	3.5	3.6	3.6
	2 dissatisfied	237	4.6	4.7	8.3
	3 somewhat dissatisfied	335	6.6	6.6	14.9
	4 neutral	475	9.3	9.4	24.3
	5 somewhat satisfied	1014	19.8	20.1	44.4
	6 satisfied	1726	33.8	34.1	78.5
	7 completely satisfied	1087	21.3	21.5	100.0
	Total	5055	98.8	100.0	
Missing	System	59	1.2		
Total		5114	100.0		

Q9J Leadership provided by your superiors

		Frequency	Percent	Valid Percent	Cumulative Percent
Valid	1 completely dissatisfied	415	8.1	8.2	8.2
	2 dissatisfied	476	9.3	9.4	17.7
	3 somewhat dissatisfied	601	11.8	11.9	29.6
	4 neutral	614	12.0	12.2	41.8
	5 somewhat satisfied	1096	21.4	21.7	63.5
	6 satisfied	1351	26.4	26.8	90.3
	7 completely satisfied	491	9.6	9.7	100.0
	Total	5044	98.6	100.0	
Missing	System	70	1.4		
Total		5114	100.0		

Q9K Ability to work independently

		Frequency	Percent	Valid Percent	Cumulative Percent
Valid	1 completely dissatisfied	121	2.4	2.4	2.4
	2 dissatisfied	159	3.1	3.2	5.6
	3 somewhat dissatisfied	215	4.2	4.3	9.9
	4 neutral	460	9.0	9.2	19.1
	5 somewhat satisfied	742	14.5	14.8	34.0
	6 satisfied	1902	37.2	38.1	72.0
	7 completely satisfied	1398	27.3	28.0	100.0
	Total	4997	97.7	100.0	
Missing	System	117	2.3		
Total		5114	100.0		

Q9L A job free from problems

		Frequency	Percent	Valid Percent	Cumulative Percent
Valid	1 completely dissatisfied	416	8.1	8.2	8.2
	2 dissatisfied	449	8.8	8.9	17.1
	3 somewhat dissatisfied	617	12.1	12.2	29.4
	4 neutral	772	15.1	15.3	44.7
	5 somewhat satisfied	1072	21.0	21.2	65.9
	6 satisfied	1334	26.1	26.4	92.4
	7 completely satisfied	386	7.5	7.6	100.0
	Total	5046	98.7	100.0	
Missing	System	68	1.3		
Total		5114	100.0		

Q9M Physical environment where works takes place

		Frequency	Percent	Valid Percent	Cumulative Percent
Valid	1 completely dissatisfied	210	4.1	4.2	4.2
	2 dissatisfied	341	6.7	6.8	10.9
	3 somewhat dissatisfied	535	10.5	10.6	21.5
	4 neutral	610	11.9	12.1	33.6
	5 somewhat satisfied	1012	19.8	20.0	53.6
	6 satisfied	1715	33.5	34.0	87.6
	7 completely satisfied	628	12.3	12.4	100.0
	Total	5051	98.8	100.0	
Missing	System	63	1.2		
Total		5114	100.0		

Q9N The pace of your work

		Frequency	Percent	Valid Percent	Cumulative Percent
Valid	1 completely dissatisfied	118	2.3	2.3	2.3
	2 dissatisfied	280	5.5	5.6	7.9
	3 somewhat dissatisfied	534	10.4	10.6	18.5
	4 neutral	681	13.3	13.5	32.0
	5 somewhat satisfied	1092	21.4	21.7	53.7
	6 satisfied	1824	35.7	36.2	89.9
	7 completely satisfied	509	10.0	10.1	100.0
	Total	5038	98.5	100.0	
Missing	System	76	1.5		
Total		5114	100.0		

Q9O Number of people available to get the job done

		Frequency	Percent	Valid Percent	Cumulative Percent
Valid	1 completely dissatisfied	391	7.6	7.7	7.7
	2 dissatisfied	571	11.2	11.3	19.1
	3 somewhat dissatisfied	898	17.6	17.8	36.8
	4 neutral	553	10.8	11.0	47.8
	5 somewhat satisfied	1017	19.9	20.1	67.9
	6 satisfied	1259	24.6	24.9	92.9
	7 completely satisfied	359	7.0	7.1	100.0
	Total	5048	98.7	100.0	
Missing	System	66	1.3		
Total		5114	100.0		

Q9P Number of Quick response tasks

		Frequency	Percent	Valid Percent	Cumulative Percent
Valid	1 completely dissatisfied	305	6.0	6.1	6.1
	2 dissatisfied	489	9.6	9.7	15.8
	3 somewhat dissatisfied	731	14.3	14.5	30.3
	4 neutral	1103	21.6	21.9	52.3
	5 somewhat satisfied	970	19.0	19.3	71.5
	6 satisfied	1180	23.1	23.5	95.0
	7 completely satisfied	251	4.9	5.0	100.0
	Total	5029	98.3	100.0	
Missing	System	85	1.7		
Total		5114	100.0		

Q9Q The time available to do a good job

		Frequency	Percent	Valid Percent	Cumulative Percent
Valid	1 completely dissatisfied	218	4.3	4.3	4.3
	2 dissatisfied	416	8.1	8.2	12.6
	3 somewhat dissatisfied	657	12.8	13.0	25.6
	4 neutral	694	13.6	13.8	39.4
	5 somewhat satisfied	1166	22.8	23.1	62.5
	6 satisfied	1506	29.4	29.9	92.3
	7 completely satisfied	386	7.5	7.7	100.0
	Total	5043	98.6	100.0	
Missing	System	71	1.4		
Total		5114	100.0		

Q9R The availability of equipment

		Frequency	Percent	Valid Percent	Cumulative Percent
Valid	1 completely dissatisfied	388	7.6	7.7	7.7
	2 dissatisfied	567	11.1	11.3	19.0
	3 somewhat dissatisfied	819	16.0	16.3	35.4
	4 neutral	615	12.0	12.3	47.6
	5 somewhat satisfied	1062	20.8	21.2	68.8
	6 satisfied	1238	24.2	24.7	93.5
	7 completely satisfied	326	6.4	6.5	100.0
	Total	5015	98.1	100.0	
Missing	System	99	1.9		
Total		5114	100.0		

Q9S The age of the equipment you use in your work

		Frequency	Percent	Valid Percent	Cumulative Percent
Valid	1 completely dissatisfied	576	11.3	11.4	11.4
	2 dissatisfied	667	13.0	13.2	24.7
	3 somewhat dissatisfied	811	15.9	16.1	40.8
	4 neutral	637	12.5	12.6	53.4
	5 somewhat satisfied	916	17.9	18.2	71.6
	6 satisfied	1095	21.4	21.7	93.3
	7 completely satisfied	336	6.6	6.7	100.0
	Total	5038	98.5	100.0	
Missing	System	76	1.5		
Total		5114	100.0		

Q9T The availability of repair parts

		Frequency	Percent	Valid Percent	Cumulative Percent
Valid	1 completely dissatisfied	343	6.7	7.6	7.6
	2 dissatisfied	433	8.5	9.7	17.3
	3 somewhat dissatisfied	636	12.4	14.2	31.5
	4 neutral	777	15.2	17.3	48.8
	5 somewhat satisfied	925	18.1	20.6	69.4
	6 satisfied	1098	21.5	24.5	93.9
	7 completely satisfied	273	5.3	6.1	100.0
	Total	4485	87.7	100.0	
Missing	99 not applicable	550	10.8		
	System	79	1.5		
	Total	629	12.3		
Total		5114	100.0		

Q9U The availability of tools

		Frequency	Percent	Valid Percent	Cumulative Percent
Valid	1 completely dissatisfied	457	8.9	9.1	9.1
	2 dissatisfied	539	10.5	10.7	19.8
	3 somewhat dissatisfied	785	15.4	15.6	35.4
	4 neutral	622	12.2	12.4	47.8
	5 somewhat satisfied	1077	21.1	21.4	69.2
	6 satisfied	1222	23.9	24.3	93.5
	7 completely satisfied	328	6.4	6.5	100.0
	Total	5030	98.4	100.0	
Missing	System	84	1.6		
Total		5114	100.0		

Q9V The availability of supplies

		Frequency	Percent	Valid Percent	Cumulative Percent
Valid	1 completely dissatisfied	490	9.6	11.6	11.6
	2 dissatisfied	521	10.2	12.4	24.0
	3 somewhat dissatisfied	625	12.2	14.8	38.8
	4 neutral	868	17.0	20.6	59.4
	5 somewhat satisfied	737	14.4	17.5	76.9
	6 satisfied	773	15.1	18.3	95.3
	7 completely satisfied	199	3.9	4.7	100.0
	Total	4213	82.4	100.0	
Missing	99 not applicable	826	16.2		
	System	75	1.5		
	Total	901	17.6		
Total		5114	100.0		

Q9W The availability of outside maintenance support

		Frequency	Percent	Valid Percent	Cumulative Percent
Valid	1 completely dissatisfied	306	6.0	6.1	6.1
	2 dissatisfied	405	7.9	8.1	14.2
	3 somewhat dissatisfied	534	10.4	10.7	24.9
	4 neutral	1375	26.9	27.5	52.3
	5 somewhat satisfied	1027	20.1	20.5	72.8
	6 satisfied	1083	21.2	21.6	94.4
	7 completely satisfied	278	5.4	5.6	100.0
	Total	5008	97.9	100.0	
Missing	System	106	2.1		
Total		5114	100.0		

Q10A My current assignment is career enhancing

		Frequency	Percent	Valid Percent	Cumulative Percent
Valid	1 completely disagree	399	7.8	8.0	8.0
	2 disagree	406	7.9	8.1	16.1
	3 somewhat disagree	435	8.5	8.7	24.8
	4 neutral	607	11.9	12.1	36.9
	5 somewhat agree	933	18.2	18.6	55.6
	6 agree	1320	25.8	26.4	81.9
	7 completely agree	904	17.7	18.1	100.0
	Total	5004	97.8	100.0	
Missing	System	110	2.2		
Total		5114	100.0		

Q10B I have been adequately recognized for my accomplishments on my EVALS and FITREPS

		Frequency	Percent	Valid Percent	Cumulative Percent
Valid	1 completely disagree	380	7.4	7.6	7.6
	2 disagree	355	6.9	7.1	14.7
	3 somewhat disagree	427	8.3	8.6	23.3
	4 neutral	617	12.1	12.4	35.6
	5 somewhat agree	822	16.1	16.5	52.1
	6 agree	1482	29.0	29.7	81.8
	7 completely agree	909	17.8	18.2	100.0
	Total	4992	97.6	100.0	
Missing	System	122	2.4		
Total		5114	100.0		

Q10C I have made sufficient progress & advancement in my designator, rating, or community

		Frequency	Percent	Valid Percent	Cumulative Percent
Valid	1 completely disagree	253	4.9	5.1	5.1
	2 disagree	269	5.3	5.4	10.5
	3 somewhat disagree	326	6.4	6.5	17.0
	4 neutral	587	11.5	11.8	28.7
	5 somewhat agree	822	16.1	16.5	45.2
	6 agree	1645	32.2	32.9	78.1
	7 completely agree	1091	21.3	21.9	100.0
	Total	4993	97.6	100.0	
Missing	System	121	2.4		
Total		5114	100.0		

Q10D I expect to be advanced within my current term of service, commitment or obligated service

		Frequency	Percent	Valid Percent	Cumulative Percent
Valid	1 completely disagree	526	10.3	10.6	10.6
	2 disagree	418	8.2	8.4	18.9
	3 somewhat disagree	216	4.2	4.3	23.3
	4 neutral	730	14.3	14.6	37.9
	5 somewhat agree	546	10.7	11.0	48.9
	6 agree	1358	26.6	27.2	76.1
	7 completely agree	1190	23.3	23.9	100.0
	Total	4984	97.5	100.0	
Missing	System	130	2.5		
Total		5114	100.0		

Q11 Impact of career development on ability to perform job

		Frequency	Percent	Valid Percent	Cumulative Percent
Valid	1 greatly decreases job performance	54	1.1	1.1	1.1
	2 decreases job performance	189	3.7	3.8	4.9
	3 no effect on job performance	1405	27.5	28.2	33.1
	4 increases job performance	2193	42.9	44.0	77.1
	5 greatly increases job performance	1140	22.3	22.9	100.0
	Total	4981	97.4	100.0	
Missing	System	133	2.6		
Total		5114	100.0		

Q12 Impact of career development on decision to stay in Navy or leave

		Frequency	Percent	Valid Percent	Cumulative Percent
Valid	1 greatly decreases desire to stay	253	4.9	5.1	5.1
	2 decreases desire to stay	422	8.3	8.5	13.6
	3 No effect on desire to stay	1444	28.2	29.0	42.5
	4 increases desire to stay	1701	33.3	34.1	76.7
	5 greatly increases desire to stay	1161	22.7	23.3	100.0
	Total	4981	97.4	100.0	
Missing	System	133	2.6		
Total		5114	100.0		

Q13 Impact of current job on decision to stay in Navy or leave

		Frequency	Percent	Valid Percent	Cumulative Percent
Valid	1 greatly decreases desire to stay	541	10.6	10.8	10.8
	2 decreases desire to stay	920	18.0	18.4	29.3
	3 No effect on desire to stay	1711	33.5	34.3	63.5
	4 increases desire to stay	1233	24.1	24.7	88.2
	5 greatly increases desire to stay	587	11.5	11.8	100.0
	Total	4992	97.6	100.0	
Missing	System	122	2.4		
Total		5114	100.0		

Q14 How many times have you been on deployment during last 5 years

		Frequency	Percent	Valid Percent	Cumulative Percent
Valid	1 none	1985	38.8	39.4	39.4
	2 one	1212	23.7	24.1	63.4
	3 two	1080	21.1	21.4	84.9
	4 three	424	8.3	8.4	93.3
	5 Four or more	338	6.6	6.7	100.0
	Total	5039	98.5	100.0	
Missing	System	75	1.5		
Total		5114	100.0		

Q15 Are you now or have you ever served aboard ship for 90 days (surfacee)-60 days (submariners) or more

		Frequency	Percent	Valid Percent	Cumulative Percent
Valid	1 yes, currently serving aboard ship	1289	25.2	25.6	25.6
	2 yes, on ship in past, but am not currently	2187	42.8	43.5	69.2
	3 No, have never served aboard ship	1550	30.3	30.8	100.0
	Total	5026	98.3	100.0	
Missing	System	88	1.7		
Total		5114	100.0		

Q16 why are you currently serving aboard ship

		Frequency	Percent	Valid Percent	Cumulative Percent
Valid	1 presently on deployment	425	8.3	33.5	33.5
	2 living and working aboard ship in port	197	3.9	15.5	49.1
	3 working aboard ship in port and living elsewhere	596	11.7	47.0	96.1
	4 am assigned to ship, but living and working ashore	50	1.0	3.9	100.0
	Total	1268	24.8	100.0	
Missing	97 ignored skip	32	.6		
	System	3814	74.6		
	Total	3846	75.2		
Total		5114	100.0		

Q17 How long is your scheduled deployment for

		Frequency	Percent	Valid Percent	Cumulative Percent
Valid	1 2 months	77	1.5	15.9	15.9
	2 3 months	21	.4	4.3	20.2
	3 4 months	18	.4	3.7	23.9
	4 5 months	13	.3	2.7	26.6
	5 6 months or more	356	7.0	73.4	100.0
	Total	485	9.5	100.0	
Missing	97 ignored skip	18	.4		
	System	4611	90.2		
	Total	4629	90.5		
Total		5114	100.0		

Q18 How much time is remaining in your deployment

		Frequency	Percent	Valid Percent	Cumulative Percent
Valid	1 1 month or less	205	4.0	43.4	43.4
	2 2 months	38	.7	8.1	51.5
	3 3 months	71	1.4	15.0	66.5
	4 4 months	71	1.4	15.0	81.6
	5 5 months	27	.5	5.7	87.3
	6 6 months or more	60	1.2	12.7	100.0
	Total	472	9.2	100.0	
Missing	97 ignored skip	16	.3		
	System	4626	90.5		
	Total	4642	90.8		
Total		5114	100.0		

Q19 When did you last live aboard ship for 90 days (surface)— 60 days (submariners) or more days

		Frequency	Percent	Valid Percent	Cumulative Percent
Valid	1 currently serving aboard ship	832	16.3	24.0	24.0
	2 within the last year	615	12.0	17.8	41.8
	3 1-2 years ago	767	15.0	22.1	63.9
	4 3-4 years ago	542	10.6	15.6	79.6
	5 5-6 years ago	268	5.2	7.7	87.3
	97	440	8.6	12.7	100.0
	Total	3464	67.7	100.0	
Missing	System	1650	32.3		
Total		5114	100.0		

Q20A The working area

		Frequency	Percent	Valid Percent	Cumulative Percent
Valid	1 completely dissatisfied	144	2.8	4.9	4.9
	2 dissatisfied	252	4.9	8.7	13.6
	3 somewhat dissatisfied	371	7.3	12.7	26.3
	4 neutral	377	7.4	13.0	39.3
	5 somewhat satisfied	787	15.4	27.0	66.3
	6 satisfied	862	16.9	29.6	95.9
	7 completely satisfied	118	2.3	4.1	100.0
	Total	2911	56.9	100.0	
Missing	97 skip ignored	14	.3		
	System	2189	42.8		
	Total	2203	43.1		
Total		5114	100.0		

Q20B The berthing area

		Frequency	Percent	Valid Percent	Cumulative Percent
Valid	1 completely dissatisfied	370	7.2	12.7	12.7
	2 dissatisfied	365	7.1	12.5	25.2
	3 somewhat dissatisfied	476	9.3	16.3	41.5
	4 neutral	295	5.8	10.1	51.6
	5 somewhat satisfied	626	12.2	21.5	73.1
	6 satisfied	609	11.9	20.9	94.0
	7 completely satisfied	121	2.4	4.1	98.1
	99 not applicable	55	1.1	1.9	100.0
	Total	2917	57.0	100.0	
Missing	97 skip ignored	16	.3		
	System	2181	42.6		
	Total	2197	43.0		
Total		5114	100.0		

Q20C Pillows and bed linens

		Frequency	Percent	Valid Percent	Cumulative Percent
Valid	1 completely dissatisfied	346	6.8	11.9	11.9
	2 dissatisfied	370	7.2	12.7	24.5
	3 somewhat dissatisfied	466	9.1	16.0	40.5
	4 neutral	415	8.1	14.2	54.7
	5 somewhat satisfied	560	11.0	19.2	73.9
	6 satisfied	588	11.5	20.1	94.0
	7 completely satisfied	115	2.2	3.9	98.0
	99 not applicable	59	1.2	2.0	100.0
	Total	2919	57.1	100.0	
Missing	97 skip ignored	16	.3		
	System	2179	42.6		
	Total	2195	42.9		
Total		5114	100.0		

Q20D Mattresses

		Frequency	Percent	Valid Percent	Cumulative Percent
Valid	1 completely dissatisfied	487	9.5	16.7	16.7
	2 dissatisfied	431	8.4	14.8	31.5
	3 somewhat dissatisfied	476	9.3	16.3	47.8
	4 neutral	364	7.1	12.5	60.3
	5 somewhat satisfied	526	10.3	18.0	78.3
	6 satisfied	479	9.4	16.4	94.7
	7 completely satisfied	112	2.2	3.8	98.6
	99 not applicable	42	.8	1.4	100.0
	Total	2917	57.0	100.0	
Missing	97 skip ignored	16	.3		
	System	2181	42.6		
	Total	2197	43.0		
Total		5114	100.0		

Q20E space in your rack'

		Frequency	Percent	Valid Percent	Cumulative Percent
Valid	1 completely dissatisfied	528	10.3	18.1	18.1
	2 dissatisfied	419	8.2	14.4	32.5
	3 somewhat dissatisfied	496	9.7	17.0	49.5
	4 neutral	303	5.9	10.4	59.9
	5 somewhat satisfied	470	9.2	16.1	76.0
	6 satisfied	517	10.1	17.7	93.7
	7 completely satisfied	118	2.3	4.0	97.8
	99 not applicable	65	1.3	2.2	100.0
	Total	2916	57.0	100.0	
Missing	97 skip ignored	16	.3		
	System	2182	42.7		
	Total	2198	43.0		
Total		5114	100.0		

Q20F The shower and head spaces

		Frequency	Percent	Valid Percent	Cumulative Percent
Valid	1 completely dissatisfied	575	11.2	19.7	19.7
	2 dissatisfied	491	9.6	16.8	36.6
	3 somewhat dissatisfied	499	9.8	17.1	53.7
	4 neutral	339	6.6	11.6	65.3
	5 somewhat satisfied	523	10.2	17.9	83.3
	6 satisfied	400	7.8	13.7	97.0
	7 completely satisfied	87	1.7	3.0	100.0
	Total	2914	57.0	100.0	
Missing	97 skip ignored	15	.3		
	System	2185	42.7		
	Total	2200	43.0		
Total		5114	100.0		

Q20G shower and head fixtures'

		Frequency	Percent	Valid Percent	Cumulative Percent
Valid	1 completely dissatisfied	461	9.0	15.8	15.8
	2 dissatisfied	431	8.4	14.8	30.6
	3 somewhat dissatisfied	449	8.8	15.4	46.1
	4 neutral	405	7.9	13.9	60.0
	5 somewhat satisfied	564	11.0	19.4	79.4
	6 satisfied	497	9.7	17.1	96.4
	7 completely satisfied	104	2.0	3.6	100.0
	Total	2911	56.9	100.0	
Missing	97 skip ignored	15	.3		
	System	2188	42.8		
	Total	2203	43.1		
Total		5114	100.0		

Q20H Number of showers and heads

		Frequency	Percent	Valid Percent	Cumulative Percent
Valid	1 completely dissatisfied	477	9.3	16.4	16.4
	2 dissatisfied	420	8.2	14.5	30.9
	3 somewhat dissatisfied	471	9.2	16.2	47.1
	4 neutral	401	7.8	13.8	60.9
	5 somewhat satisfied	541	10.6	18.6	79.5
	6 satisfied	503	9.8	17.3	96.8
	7 completely satisfied	92	1.8	3.2	100.0
	Total	2905	56.8	100.0	
Missing	97 skip ignored	15	.3		
	System	2194	42.9		
	Total	2209	43.2		
Total		5114	100.0		

Q20I Personal storage space

		Frequency	Percent	Valid Percent	Cumulative Percent
Valid	1 completely dissatisfied	593	11.6	20.4	20.4
	2 dissatisfied	410	8.0	14.1	34.4
	3 somewhat dissatisfied	493	9.6	16.9	51.3
	4 neutral	301	5.9	10.3	61.7
	5 somewhat satisfied	469	9.2	16.1	77.8
	6 satisfied	494	9.7	17.0	94.7
	7 completely satisfied	119	2.3	4.1	98.8
	99 not applicable	35	.7	1.2	100.0
	Total	2914	57.0	100.0	
Missing	97 skip ignored	16	.3		
	System	2184	42.7		
	Total	2200	43.0		
Total		5114	100.0		

Q20J The mess area

		Frequency	Percent	Valid Percent	Cumulative Percent
Valid	1 completely dissatisfied	122	2.4	4.2	4.2
	2 dissatisfied	155	3.0	5.3	9.5
	3 somewhat dissatisfied	247	4.8	8.5	18.0
	4 neutral	415	8.1	14.3	32.3
	5 somewhat satisfied	762	14.9	26.2	58.5
	6 satisfied	1003	19.6	34.5	93.0
	7 completely satisfied	203	4.0	7.0	100.0
	Total	2907	56.8	100.0	
Missing	97 skip ignored	15	.3		
	System	2192	42.9		
	Total	2207	43.2		
Total		5114	100.0		

Q20K Food

		Frequency	Percent	Valid Percent	Cumulative Percent
Valid	1 completely dissatisfied	254	5.0	8.7	8.7
	2 dissatisfied	269	5.3	9.3	18.0
	3 somewhat dissatisfied	442	8.6	15.2	33.2
	4 neutral	318	6.2	10.9	44.1
	5 somewhat satisfied	673	13.2	23.2	67.3
	6 satisfied	743	14.5	25.6	92.8
	7 completely satisfied	208	4.1	7.2	100.0
	Total	2907	56.8	100.0	
Missing	97 skip ignored	15	.3		
	System	2192	42.9		
	Total	2207	43.2		
Total	5114	100.0			

Q20L Drinking water

		Frequency	Percent	Valid Percent	Cumulative Percent
Valid	1 completely dissatisfied	188	3.7	6.5	6.5
	2 dissatisfied	179	3.5	6.2	12.6
	3 somewhat dissatisfied	281	5.5	9.7	22.3
	4 neutral	391	7.6	13.5	35.8
	5 somewhat satisfied	634	12.4	21.8	57.6
	6 satisfied	952	18.6	32.8	90.3
	7 completely satisfied	281	5.5	9.7	100.0
	Total	2906	56.8	100.0	
Missing	97 skip ignored	15	.3		
	System	2193	42.9		
	Total	2208	43.2		
Total	5114	100.0			

Q20M Lounges in berthing area

		Frequency	Percent	Valid Percent	Cumulative Percent
Valid	1 completely dissatisfied	381	7.5	13.1	13.1
	2 dissatisfied	264	5.2	9.1	22.2
	3 somewhat dissatisfied	396	7.7	13.6	35.8
	4 neutral	405	7.9	13.9	49.7
	5 somewhat satisfied	399	7.8	13.7	63.4
	6 satisfied	375	7.3	12.9	76.3
	7 completely satisfied	89	1.7	3.1	79.3
	99 not applicable	601	11.8	20.7	100.0
	Total	2910	56.9	100.0	
	Missing	97 skip ignored	15	.3	
System		2189	42.8		
Total		2204	43.1		
Total	5114	100.0			

Q20N Lounges outside berthing area

		Frequency	Percent	Valid Percent	Cumulative Percent
Valid	1 completely dissatisfied	346	6.8	12.0	12.0
	2 dissatisfied	254	5.0	8.8	20.8
	3 somewhat dissatisfied	297	5.8	10.3	31.2
	4 neutral	533	10.4	18.5	49.7
	5 somewhat satisfied	384	7.5	13.3	63.0
	6 satisfied	359	7.0	12.5	75.5
	7 completely satisfied	80	1.6	2.8	78.3
	99 not applicable	626	12.2	21.7	100.0
	Total	2879	56.3	100.0	
Missing	97 skip ignored	15	.3		
	System	2220	43.4		
	Total	2235	43.7		
Total		5114	100.0		

Q20O The gym and physical fitness equipment aboard ship

		Frequency	Percent	Valid Percent	Cumulative Percent
Valid	1 completely dissatisfied	175	3.4	6.0	6.0
	2 dissatisfied	188	3.7	6.4	12.4
	3 somewhat dissatisfied	291	5.7	10.0	22.4
	4 neutral	357	7.0	12.2	34.7
	5 somewhat satisfied	740	14.5	25.4	60.0
	6 satisfied	809	15.8	27.7	87.8
	7 completely satisfied	279	5.5	9.6	97.3
	99 not applicable	78	1.5	2.7	100.0
	Total	2917	57.0	100.0	
Missing	97 skip ignored	15	.3		
	System	2182	42.7		
	Total	2197	43.0		
Total		5114	100.0		

Q20P Recreational activities

		Frequency	Percent	Valid Percent	Cumulative Percent
Valid	1 completely dissatisfied	210	4.1	7.2	7.2
	2 dissatisfied	229	4.5	7.9	15.1
	3 somewhat dissatisfied	294	5.7	10.1	25.2
	4 neutral	610	11.9	21.0	46.2
	5 somewhat satisfied	679	13.3	23.4	69.6
	6 satisfied	596	11.7	20.5	90.1
	7 completely satisfied	152	3.0	5.2	95.3
	99 not applicable	137	2.7	4.7	100.0
	Total	2907	56.8	100.0	
Missing	97 skip ignored	15	.3		
	System	2192	42.9		
	Total	2207	43.2		
Total		5114	100.0		

Q20Q Movies

		Frequency	Percent	Valid Percent	Cumulative Percent
Valid	1 completely dissatisfied	91	1.8	3.1	3.1
	2 dissatisfied	89	1.7	3.1	6.2
	3 somewhat dissatisfied	144	2.8	5.0	11.2
	4 neutral	473	9.2	16.3	27.4
	5 somewhat satisfied	756	14.8	26.0	53.5
	6 satisfied	951	18.6	32.7	86.2
	7 completely satisfied	301	5.9	10.4	96.6
	99 not applicable	100	2.0	3.4	100.0
	Total	2905	56.8	100.0	
Missing	97 skip ignored	15	.3		
	System	2194	42.9		
	Total	2209	43.2		
Total		5114	100.0		

Q20R The Library Multimedia Resource Center

		Frequency	Percent	Valid Percent	Cumulative Percent
Valid	1 completely dissatisfied	164	3.2	5.6	5.6
	2 dissatisfied	160	3.1	5.5	11.1
	3 somewhat dissatisfied	249	4.9	8.6	19.7
	4 neutral	673	13.2	23.1	42.8
	5 somewhat satisfied	610	11.9	20.9	63.7
	6 satisfied	675	13.2	23.2	86.9
	7 completely satisfied	179	3.5	6.1	93.1
	99 not applicable	202	3.9	6.9	100.0
	Total	2912	56.9	100.0	
Missing	97 skip ignored	15	.3		
	System	2187	42.8		
	Total	2202	43.1		
Total		5114	100.0		

Q20S Internet access

		Frequency	Percent	Valid Percent	Cumulative Percent
Valid	1 completely dissatisfied	424	8.3	14.5	14.5
	2 dissatisfied	282	5.5	9.7	24.2
	3 somewhat dissatisfied	322	6.3	11.0	35.3
	4 neutral	276	5.4	9.5	44.7
	5 somewhat satisfied	509	10.0	17.5	62.2
	6 satisfied	569	11.1	19.5	81.7
	7 completely satisfied	222	4.3	7.6	89.3
	99 not applicable	311	6.1	10.7	100.0
	Total	2915	57.0	100.0	
Missing	97 skip ignored	15	.3		
	System	2184	42.7		
	Total	2199	43.0		
Total		5114	100.0		

Q20T email access

		Frequency	Percent	Valid Percent	Cumulative Percent
Valid	1 completely dissatisfied	164	3.2	5.6	5.6
	2 dissatisfied	158	3.1	5.4	11.1
	3 somewhat dissatisfied	218	4.3	7.5	18.5
	4 neutral	267	5.2	9.2	27.7
	5 somewhat satisfied	627	12.3	21.5	49.2
	6 satisfied	901	17.6	30.9	80.2
	7 completely satisfied	438	8.6	15.0	95.2
	99 not applicable	140	2.7	4.8	100.0
	Total	2913	57.0	100.0	
Missing	97 skip ignored	15	.3		
	System	2186	42.7		
	Total	2201	43.0		
Total		5114	100.0		

Q20U Personal computers

		Frequency	Percent	Valid Percent	Cumulative Percent
Valid	1 completely dissatisfied	239	4.7	8.2	8.2
	2 dissatisfied	204	4.0	7.0	15.2
	3 somewhat dissatisfied	292	5.7	10.0	25.3
	4 neutral	484	9.5	16.6	41.9
	5 somewhat satisfied	511	10.0	17.6	59.5
	6 satisfied	581	11.4	20.0	79.4
	7 completely satisfied	213	4.2	7.3	86.7
	99 not applicable	386	7.5	13.3	100.0
	Total	2910	56.9	100.0	
Missing	97 skip ignored	15	.3		
	System	2189	42.8		
	Total	2204	43.1		
Total		5114	100.0		

Q20V Ships store

		Frequency	Percent	Valid Percent	Cumulative Percent
Valid	1 completely dissatisfied	123	2.4	4.2	4.2
	2 dissatisfied	169	3.3	5.8	10.0
	3 somewhat dissatisfied	283	5.5	9.7	19.7
	4 neutral	454	8.9	15.6	35.3
	5 somewhat satisfied	786	15.4	26.9	62.2
	6 satisfied	781	15.3	26.8	89.0
	7 completely satisfied	195	3.8	6.7	95.7
	99 not applicable	126	2.5	4.3	100.0
	Total	2917	57.0	100.0	
Missing	97 skip ignored	15	.3		
	System	2182	42.7		
	Total	2197	43.0		
Total		5114	100.0		

Q20W Barber ship

		Frequency	Percent	Valid Percent	Cumulative Percent
Valid	1 completely dissatisfied	193	3.8	6.6	6.6
	2 dissatisfied	176	3.4	6.1	12.7
	3 somewhat dissatisfied	200	3.9	6.9	19.6
	4 neutral	551	10.8	19.0	38.5
	5 somewhat satisfied	435	8.5	15.0	53.5
	6 satisfied	582	11.4	20.0	73.5
	7 completely satisfied	164	3.2	5.6	79.2
	99 not applicable	606	11.8	20.8	100.0
	Total	2907	56.8	100.0	
Missing	97 skip ignored	15	.3		
	System	2192	42.9		
	Total	2207	43.2		
Total		5114	100.0		

Q20X Post office

		Frequency	Percent	Valid Percent	Cumulative Percent
Valid	1 completely dissatisfied	48	.9	1.6	1.6
	2 dissatisfied	55	1.1	1.9	3.5
	3 somewhat dissatisfied	119	2.3	4.1	7.6
	4 neutral	450	8.8	15.4	23.1
	5 somewhat satisfied	613	12.0	21.0	44.1
	6 satisfied	1080	21.1	37.1	81.2
	7 completely satisfied	297	5.8	10.2	91.4
	99 not applicable	252	4.9	8.6	100.0
	Total	2914	57.0	100.0	
Missing	97 skip ignored	15	.3		
	System	2185	42.7		
	Total	2200	43.0		
Total		5114	100.0		

Q20Y snack bar'

		Frequency	Percent	Valid Percent	Cumulative Percent
Valid	1 completely dissatisfied	115	2.2	4.0	4.0
	2 dissatisfied	87	1.7	3.0	7.0
	3 somewhat dissatisfied	132	2.6	4.5	11.5
	4 neutral	553	10.8	19.0	30.5
	5 somewhat satisfied	398	7.8	13.7	44.2
	6 satisfied	530	10.4	18.2	62.5
	7 completely satisfied	107	2.1	3.7	66.1
	99 not applicable	984	19.2	33.9	100.0
	Total	2906	56.8	100.0	
Missing	97 skip ignored	15	.3		
	System	2193	42.9		
	Total	2208	43.2		
Total		5114	100.0		

Q20Z Vending machines

		Frequency	Percent	Valid Percent	Cumulative Percent
Valid	1 completely dissatisfied	147	2.9	5.0	5.0
	2 dissatisfied	159	3.1	5.5	10.5
	3 somewhat dissatisfied	219	4.3	7.5	18.0
	4 neutral	530	10.4	18.2	36.2
	5 somewhat satisfied	688	13.5	23.6	59.8
	6 satisfied	718	14.0	24.6	84.5
	7 completely satisfied	163	3.2	5.6	90.1
	99 not applicable	289	5.7	9.9	100.0
	Total	2913	57.0	100.0	
Missing	97 skip ignored	15	.3		
	System	2186	42.7		
	Total	2201	43.0		
Total		5114	100.0		

Q20AA Laundry

		Frequency	Percent	Valid Percent	Cumulative Percent
Valid	1 completely dissatisfied	459	9.0	15.7	15.7
	2 dissatisfied	370	7.2	12.7	28.4
	3 somewhat dissatisfied	399	7.8	13.7	42.1
	4 neutral	373	7.3	12.8	54.9
	5 somewhat satisfied	580	11.3	19.9	74.8
	6 satisfied	506	9.9	17.4	92.1
	7 completely satisfied	146	2.9	5.0	97.2
	99 not applicable	83	1.6	2.8	100.0
	Total	2916	57.0	100.0	
Missing	97 skip ignored	15	.3		
	System	2183	42.7		
	Total	2198	43.0		
Total		5114	100.0		

Q20BB Lighting

		Frequency	Percent	Valid Percent	Cumulative Percent
Valid	1 completely dissatisfied	50	1.0	1.7	1.7
	2 dissatisfied	88	1.7	3.0	4.8
	3 somewhat dissatisfied	176	3.4	6.1	10.8
	4 neutral	500	9.8	17.2	28.1
	5 somewhat satisfied	620	12.1	21.4	49.4
	6 satisfied	1232	24.1	42.5	91.9
	7 completely satisfied	235	4.6	8.1	100.0
	Total	2901	56.7	100.0	
Missing	97 skip ignored	38	.7		
	System	2175	42.5		
	Total	2213	43.3		
Total		5114	100.0		

Q20CC Temperature

		Frequency	Percent	Valid Percent	Cumulative Percent
Valid	1 completely dissatisfied	156	3.1	5.4	5.4
	2 dissatisfied	242	4.7	8.3	13.7
	3 somewhat dissatisfied	476	9.3	16.4	30.1
	4 neutral	413	8.1	14.2	44.4
	5 somewhat satisfied	707	13.8	24.4	68.7
	6 satisfied	788	15.4	27.2	95.9
	7 completely satisfied	119	2.3	4.1	100.0
	Total	2901	56.7	100.0	
Missing	97 skip ignored	35	.7		
	System	2178	42.6		
	Total	2213	43.3		
Total		5114	100.0		

Q20DD Ventilation

		Frequency	Percent	Valid Percent	Cumulative Percent
Valid	1 completely dissatisfied	148	2.9	5.1	5.1
	2 dissatisfied	263	5.1	9.1	14.2
	3 somewhat dissatisfied	481	9.4	16.6	30.7
	4 neutral	415	8.1	14.3	45.1
	5 somewhat satisfied	691	13.5	23.8	68.9
	6 satisfied	767	15.0	26.4	95.3
	7 completely satisfied	136	2.7	4.7	100.0
	Total	2901	56.7	100.0	
Missing	97 skip ignored	34	.7		
	System	2179	42.6		
	Total	2213	43.3		
Total		5114	100.0		

Q20EE Cleanliness

		Frequency	Percent	Valid Percent	Cumulative Percent
Valid	1 completely dissatisfied	157	3.1	5.4	5.4
	2 dissatisfied	191	3.7	6.6	12.0
	3 somewhat dissatisfied	383	7.5	13.2	25.2
	4 neutral	422	8.3	14.5	39.7
	5 somewhat satisfied	739	14.5	25.4	65.2
	6 satisfied	845	16.5	29.1	94.2
	7 completely satisfied	167	3.3	5.8	100.0
	Total	2904	56.8	100.0	
Missing	97 skip ignored	34	.7		
	System	2176	42.5		
	Total	2210	43.2		
Total		5114	100.0		

Q20FF Odor

		Frequency	Percent	Valid Percent	Cumulative Percent
Valid	1 completely dissatisfied	221	4.3	7.6	7.6
	2 dissatisfied	289	5.7	10.0	17.6
	3 somewhat dissatisfied	579	11.3	20.0	37.6
	4 neutral	547	10.7	18.9	56.4
	5 somewhat satisfied	553	10.8	19.1	75.5
	6 satisfied	609	11.9	21.0	96.5
	7 completely satisfied	102	2.0	3.5	100.0
	Total	2900	56.7	100.0	
Missing	97 skip ignored	32	.6		
	System	2182	42.7		
	Total	2214	43.3		
Total		5114	100.0		

Q20GG Noise

		Frequency	Percent	Valid Percent	Cumulative Percent
Valid	1 completely dissatisfied	316	6.2	10.9	10.9
	2 dissatisfied	405	7.9	14.0	24.9
	3 somewhat dissatisfied	649	12.7	22.4	47.2
	4 neutral	528	10.3	18.2	65.4
	5 somewhat satisfied	484	9.5	16.7	82.1
	6 satisfied	435	8.5	15.0	97.1
	7 completely satisfied	84	1.6	2.9	100.0
	Total	2901	56.7	100.0	
Missing	97 skip ignored	33	.6		
	System	2180	42.6		
	Total	2213	43.3		
Total		5114	100.0		

Q20HH Motion

		Frequency	Percent	Valid Percent	Cumulative Percent
Valid	1 completely dissatisfied	90	1.8	3.1	3.1
	2 dissatisfied	98	1.9	3.4	6.5
	3 somewhat dissatisfied	160	3.1	5.5	12.0
	4 neutral	831	16.2	28.7	40.8
	5 somewhat satisfied	585	11.4	20.2	61.0
	6 satisfied	933	18.2	32.3	93.2
	7 completely satisfied	196	3.8	6.8	100.0
	Total	2893	56.6	100.0	
Missing	97 skip ignored	30	.6		
	System	2191	42.8		
	Total	2221	43.4		
Total		5114	100.0		

Q20II Vibration

		Frequency	Percent	Valid Percent	Cumulative Percent
Valid	1 completely dissatisfied	100	2.0	3.5	3.5
	2 dissatisfied	114	2.2	3.9	7.4
	3 somewhat dissatisfied	219	4.3	7.6	15.0
	4 neutral	879	17.2	30.4	45.4
	5 somewhat satisfied	561	11.0	19.4	64.7
	6 satisfied	865	16.9	29.9	94.6
	7 completely satisfied	155	3.0	5.4	100.0
	Total	2893	56.6	100.0	
Missing	97 skip ignored	31	.6		
	System	2190	42.8		
	Total	2221	43.4		
Total		5114	100.0		

Q20JJ safety'

		Frequency	Percent	Valid Percent	Cumulative Percent
Valid	1 completely dissatisfied	75	1.5	2.6	2.6
	2 dissatisfied	65	1.3	2.2	4.8
	3 somewhat dissatisfied	155	3.0	5.4	10.2
	4 neutral	489	9.6	16.9	27.1
	5 somewhat satisfied	635	12.4	22.0	49.1
	6 satisfied	1186	23.2	41.0	90.1
	7 completely satisfied	287	5.6	9.9	100.0
	Total	2892	56.6	100.0	
Missing	97 skip ignored	32	.6		
	System	2190	42.8		
	Total	2222	43.4		
Total		5114	100.0		

Q20KK Privacy

		Frequency	Percent	Valid Percent	Cumulative Percent
Valid	1 completely dissatisfied	543	10.6	18.7	18.7
	2 dissatisfied	398	7.8	13.7	32.4
	3 somewhat dissatisfied	476	9.3	16.4	48.8
	4 neutral	349	6.8	12.0	60.8
	5 somewhat satisfied	492	9.6	16.9	77.8
	6 satisfied	478	9.3	16.5	94.2
	7 completely satisfied	102	2.0	3.5	97.8
	99 not applicable	65	1.3	2.2	100.0
	Total	2903	56.8	100.0	
	Missing	97 skip ignored	40	.8	
System		2171	42.5		
Total		2211	43.2		
Total		5114	100.0		

Q20LL Amount of room in berthing area

		Frequency	Percent	Valid Percent	Cumulative Percent
Valid	1 completely dissatisfied	522	10.2	18.0	18.0
	2 dissatisfied	416	8.1	14.3	32.3
	3 somewhat dissatisfied	519	10.1	17.9	50.1
	4 neutral	294	5.7	10.1	60.2
	5 somewhat satisfied	451	8.8	15.5	75.7
	6 satisfied	480	9.4	16.5	92.3
	7 completely satisfied	113	2.2	3.9	96.1
	99 not applicable	112	2.2	3.9	100.0
	Total	2907	56.8	100.0	
Missing	97 skip ignored	36	.7		
	System	2171	42.5		
	Total	2207	43.2		
Total		5114	100.0		

Q20MM Amount of room in working area

		Frequency	Percent	Valid Percent	Cumulative Percent
Valid	1	282	5.5	9.7	9.7
	2	306	6.0	10.6	20.3
	3	503	9.8	17.4	37.6
	4	390	7.6	13.5	51.1
	5	632	12.4	21.8	72.9
	6	656	12.8	22.6	95.5
	7	129	2.5	4.5	100.0
	Total	2898	56.7	100.0	
Missing	97 skip ignored	33	.6		
	System	2183	42.7		
	Total	2216	43.3		
Total		5114	100.0		

Q20NN Ability to get in touch with your family and friends ashore

		Frequency	Percent	Valid Percent	Cumulative Percent
Valid	1 completely dissatisfied	240	4.7	8.2	8.2
	2 dissatisfied	237	4.6	8.1	16.4
	3 somewhat dissatisfied	370	7.2	12.7	29.1
	4 neutral	351	6.9	12.1	41.2
	5 somewhat satisfied	699	13.7	24.0	65.2
	6 satisfied	753	14.7	25.9	91.1
	7 completely satisfied	203	4.0	7.0	98.0
	99 not applicable	57	1.1	2.0	100.0
	Total	2910	56.9	100.0	
Missing	97 skip ignored	34	.7		
	System	2170	42.4		
	Total	2204	43.1		
Total		5114	100.0		

Q2000 The opportunity to feel part of a work team or division

		Frequency	Percent	Valid Percent	Cumulative Percent
Valid	1 completely dissatisfied	113	2.2	3.9	3.9
	2 dissatisfied	101	2.0	3.5	7.4
	3 somewhat dissatisfied	194	3.8	6.7	14.1
	4 neutral	406	7.9	14.0	28.1
	5 somewhat satisfied	652	12.7	22.5	50.6
	6 satisfied	1033	20.2	35.6	86.2
	7 completely satisfied	401	7.8	13.8	100.0
	Total	2900	56.7	100.0	
Missing	97 skip ignored	31	.6		
	System	2183	42.7		
	Total	2214	43.3		
Total		5114	100.0		

Q20PP The opportunity to get together with friends aboard ship

		Frequency	Percent	Valid Percent	Cumulative Percent
Valid	1 completely dissatisfied	112	2.2	3.9	3.9
	2 dissatisfied	113	2.2	3.9	7.8
	3 somewhat dissatisfied	217	4.2	7.5	15.3
	4 neutral	556	10.9	19.2	34.5
	5 somewhat satisfied	651	12.7	22.5	57.0
	6 satisfied	967	18.9	33.4	90.4
	7 completely satisfied	277	5.4	9.6	100.0
	Total	2893	56.6	100.0	
Missing	97 skip ignored	29	.6		
	System	2192	42.9		
	Total	2221	43.4		
Total		5114	100.0		

Q20QQ Ability to move about the ship

		Frequency	Percent	Valid Percent	Cumulative Percent
Valid	1 completely dissatisfied	63	1.2	2.2	2.2
	2 dissatisfied	49	1.0	1.7	3.9
	3 somewhat dissatisfied	119	2.3	4.1	8.0
	4 neutral	457	8.9	15.8	23.8
	5 somewhat satisfied	692	13.5	23.9	47.8
	6 satisfied	1150	22.5	39.8	87.5
	7 completely satisfied	360	7.0	12.5	100.0
	Total	2890	56.5	100.0	
Missing	97 skip ignored	28	.5		
	System	2196	42.9		
	Total	2224	43.5		
Total		5114	100.0		

Q20RR Quality of port calls

		Frequency	Percent	Valid Percent	Cumulative Percent
Valid	1 completely dissatisfied	328	6.4	11.3	11.3
	2 dissatisfied	251	4.9	8.7	20.0
	3 somewhat dissatisfied	325	6.4	11.2	31.2
	4 neutral	314	6.1	10.8	42.0
	5 somewhat satisfied	576	11.3	19.9	61.9
	6 satisfied	706	13.8	24.3	86.2
	7 completely satisfied	297	5.8	10.2	96.4
	99 not applicable	103	2.0	3.6	100.0
	Total	2900	56.7	100.0	
Missing	97 skip ignored	33	.6		
	System	2181	42.6		
	Total	2214	43.3		
Total		5114	100.0		

Q20SS number of port calls

		Frequency	Percent	Valid Percent	Cumulative Percent
Valid	1 completely dissatisfied	483	9.4	16.7	16.7
	2 dissatisfied	333	6.5	11.5	28.1
	3 somewhat dissatisfied	425	8.3	14.7	42.8
	4 neutral	358	7.0	12.3	55.2
	5 somewhat satisfied	445	8.7	15.4	70.5
	6 satisfied	524	10.2	18.1	88.6
	7 completely satisfied	231	4.5	8.0	96.6
	99 not applicable	100	2.0	3.4	100.0
	Total	2899	56.7	100.0	
Missing	97 skip ignored	32	.6		
	System	2183	42.7		
	Total	2215	43.3		
Total		5114	100.0		

Q21 Impact of shipboard life on your ability to perform your job

		Frequency	Percent	Valid Percent	Cumulative Percent
Valid	1 greatly decreases job performance	105	2.1	3.6	3.6
	2 decreases job performance	632	12.4	21.6	25.1
	3 no effect on job performance	1050	20.5	35.8	60.9
	4 increases job performance	784	15.3	26.7	87.7
	5 greatly increases job performance	361	7.1	12.3	100.0
	Total	2932	57.3	100.0	
Missing	System	2182	42.7		
Total		5114	100.0		

Q22 Impact of shipboard life on desire to stay in the Navy

		Frequency	Percent	Valid Percent	Cumulative Percent
Valid	1 greatly decreases desire to stay	432	8.4	14.7	14.7
	2 decreases desire to stay	839	16.4	28.5	43.2
	3 No effect on desire to stay	997	19.5	33.9	77.2
	4 increases desire to stay	408	8.0	13.9	91.1
	5 greatly increases desire to stay	263	5.1	8.9	100.0
Total		2939	57.5	100.0	
Missing	System	2175	42.5		
Total		5114	100.0		

Q23 state of your health'

		Frequency	Percent	Valid Percent	Cumulative Percent
Valid	1 very poor	11	.2	.2	.2
	2 poor	59	1.2	1.2	1.4
	3 fair	436	8.5	8.7	10.1
	4 good	2229	43.6	44.5	54.6
	5 excellent	2276	44.5	45.4	100.0
	Total	5011	98.0	100.0	
Missing	System	103	2.0		
Total		5114	100.0		

Q24A Who do you see for the majority of your medical care

		Frequency	Percent	Valid Percent	Cumulative Percent
Valid	1 military provider	4798	93.8	96.2	96.2
	2 civilian provider	190	3.7	3.8	100.0
	Total	4988	97.5	100.0	
Missing	99 not applicable	28	.5		
	System	98	1.9		
	Total	126	2.5		
Total		5114	100.0		

Q24B Who do you see for the majority of your dental care

		Frequency	Percent	Valid Percent	Cumulative Percent
Valid	1 military provider	4840	94.6	96.8	96.8
	2 civilian provider	159	3.1	3.2	100.0
	Total	4999	97.8	100.0	
Missing	99 not applicable	16	.3		
	System	99	1.9		
	Total	115	2.2		
Total		5114	100.0		

Q24C Who do your dependents see for the majority of their medical care

		Frequency	Percent	Valid Percent	Cumulative Percent
Valid	1 military provider	1946	38.1	60.8	60.8
	2 civilian provider	1255	24.5	39.2	100.0
	Total	3201	62.6	100.0	
Missing	99 not applicable	1806	35.3		
	System	107	2.1		
	Total	1913	37.4		
Total		5114	100.0		

Q24D Who do your dependents see for the majority of their dental care

		Frequency	Percent	Valid Percent	Cumulative Percent
Valid	1 military provider	642	12.6	21.0	21.0
	2 civilian provider	2421	47.3	79.0	100.0
	Total	3063	59.9	100.0	
Missing	99 not applicable	1946	38.1		
	System	105	2.1		
	Total	2051	40.1		
Total		5114	100.0		

Q25A satisfaction with your current weight

		Frequency	Percent	Valid Percent	Cumulative Percent
Valid	1 completely dissatisfied	242	4.7	4.8	4.8
	2 dissatisfied	477	9.3	9.5	14.3
	3 somewhat dissatisfied	976	19.1	19.4	33.8
	4 neutral	303	5.9	6.0	39.8
	5 somewhat satisfied	923	18.0	18.4	58.2
	6 satisfied	1377	26.9	27.4	85.6
	7 completely satisfied	723	14.1	14.4	100.0
	Total	5021	98.2	100.0	
Missing	System	93	1.8		
Total		5114	100.0		

Q25B satisfaction with your level of energy

		Frequency	Percent	Valid Percent	Cumulative Percent
Valid	1 completely dissatisfied	144	2.8	2.9	2.9
	2 dissatisfied	371	7.3	7.4	10.3
	3 somewhat dissatisfied	786	15.4	15.7	25.9
	4 neutral	379	7.4	7.6	33.5
	5 somewhat satisfied	1070	20.9	21.3	54.8
	6 satisfied	1692	33.1	33.7	88.6
	7 completely satisfied	573	11.2	11.4	100.0
	Total	5015	98.1	100.0	
Missing	System	99	1.9		
Total		5114	100.0		

Q25C satisfaction with how well you sleep

		Frequency	Percent	Valid Percent	Cumulative Percent
Valid	1 completely dissatisfied	247	4.8	4.9	4.9
	2 dissatisfied	443	8.7	8.8	13.8
	3 somewhat dissatisfied	794	15.5	15.9	29.6
	4 neutral	416	8.1	8.3	37.9
	5 somewhat satisfied	984	19.2	19.6	57.6
	6 satisfied	1560	30.5	31.2	88.7
	7 completely satisfied	564	11.0	11.3	100.0
	Total	5008	97.9	100.0	
Missing	System	106	2.1		
Total		5114	100.0		

Q25D satisfaction with the amount of sleep you get

		Frequency	Percent	Valid Percent	Cumulative Percent
Valid	1 completely dissatisfied	290	5.7	5.8	5.8
	2 dissatisfied	469	9.2	9.4	15.2
	3 somewhat dissatisfied	907	17.7	18.1	33.3
	4 neutral	513	10.0	10.2	43.5
	5 somewhat satisfied	1061	20.7	21.2	64.7
	6 satisfied	1399	27.4	27.9	92.6
	7 completely satisfied	369	7.2	7.4	100.0
	Total	5008	97.9	100.0	
Missing	System	106	2.1		
Total		5114	100.0		

Q25E satisfaction with your endurance

		Frequency	Percent	Valid Percent	Cumulative Percent
Valid	1 completely dissatisfied	109	2.1	2.2	2.2
	2 dissatisfied	256	5.0	5.1	7.3
	3 somewhat dissatisfied	662	12.9	13.2	20.5
	4 neutral	514	10.1	10.3	30.8
	5 somewhat satisfied	1235	24.1	24.7	55.5
	6 satisfied	1648	32.2	32.9	88.4
	7 completely satisfied	581	11.4	11.6	100.0
	Total	5005	97.9	100.0	
Missing	System	109	2.1		
Total		5114	100.0		

Q25F satisfaction with your physical fitness

		Frequency	Percent	Valid Percent	Cumulative Percent
Valid	1 completely dissatisfied	129	2.5	2.6	2.6
	2 dissatisfied	315	6.2	6.3	8.9
	3 somewhat dissatisfied	822	16.1	16.5	25.4
	4 neutral	433	8.5	8.7	34.1
	5 somewhat satisfied	1269	24.8	25.5	59.6
	6 satisfied	1485	29.0	29.8	89.4
	7 completely satisfied	530	10.4	10.6	100.0
	Total	4983	97.4	100.0	
Missing	System	131	2.6		
Total		5114	100.0		

Q25G satisfaction with the amount of stress in your life

		Frequency	Percent	Valid Percent	Cumulative Percent
Valid	1 completely dissatisfied	586	11.5	11.7	11.7
	2 dissatisfied	686	13.4	13.7	25.4
	3 somewhat dissatisfied	937	18.3	18.7	44.1
	4 neutral	825	16.1	16.5	60.6
	5 somewhat satisfied	873	17.1	17.4	78.0
	6 satisfied	882	17.2	17.6	95.7
	7 completely satisfied	217	4.2	4.3	100.0
	Total	5006	97.9	100.0	
Missing	System	108	2.1		
Total		5114	100.0		

Q25H satisfaction with your medical care

		Frequency	Percent	Valid Percent	Cumulative Percent
Valid	1 completely dissatisfied	206	4.0	4.1	4.1
	2 dissatisfied	283	5.5	5.7	9.8
	3 somewhat dissatisfied	524	10.2	10.5	20.3
	4 neutral	568	11.1	11.4	31.7
	5 somewhat satisfied	1093	21.4	21.9	53.5
	6 satisfied	1739	34.0	34.8	88.3
	7 completely satisfied	582	11.4	11.7	100.0
	Total	4995	97.7	100.0	
Missing	99 not applicable	6	.1		
	System	113	2.2		
	Total	119	2.3		
Total		5114	100.0		

Q25I satisfaction with your dental care

		Frequency	Percent	Valid Percent	Cumulative Percent
Valid	1 completely dissatisfied	116	2.3	2.3	2.3
	2 dissatisfied	129	2.5	2.6	4.9
	3 somewhat dissatisfied	343	6.7	6.9	11.8
	4 neutral	505	9.9	10.1	21.9
	5 somewhat satisfied	1013	19.8	20.3	42.3
	6 satisfied	2048	40.0	41.1	83.4
	7 completely satisfied	829	16.2	16.6	100.0
	Total	4983	97.4	100.0	
Missing	99 not applicable	9	.2		
	System	122	2.4		
	Total	131	2.6		
Total		5114	100.0		

Q25J satisfaction with your dependents medical care

		Frequency	Percent	Valid Percent	Cumulative Percent
Valid	1 completely dissatisfied	155	3.0	4.9	4.9
	2 dissatisfied	175	3.4	5.6	10.5
	3 somewhat dissatisfied	297	5.8	9.4	19.9
	4 neutral	325	6.4	10.3	30.2
	5 somewhat satisfied	679	13.3	21.5	51.8
	6 satisfied	1096	21.4	34.8	86.5
	7 completely satisfied	424	8.3	13.5	100.0
	Total	3151	61.6	100.0	
Missing	99 not applicable	1835	35.9		
	System	128	2.5		
	Total	1963	38.4		
Total		5114	100.0		

Q25K satisfaction with your dependents dental care

		Frequency	Percent	Valid Percent	Cumulative Percent
Valid	1 completely dissatisfied	158	3.1	5.4	5.4
	2 dissatisfied	159	3.1	5.4	10.8
	3 somewhat dissatisfied	224	4.4	7.6	18.5
	4 neutral	413	8.1	14.1	32.5
	5 somewhat satisfied	555	10.9	18.9	51.5
	6 satisfied	987	19.3	33.7	85.1
	7 completely satisfied	436	8.5	14.9	100.0
	Total	2932	57.3	100.0	
Missing	99 not applicable	1981	38.7		
	System	201	3.9		
	Total	2182	42.7		
Total		5114	100.0		

Q25L1 satisfaction with TRICARE—Overall

		Frequency	Percent	Valid Percent	Cumulative Percent
Valid	1 completely dissatisfied	277	5.4	7.0	7.0
	2 dissatisfied	311	6.1	7.9	14.9
	3 somewhat dissatisfied	372	7.3	9.5	24.4
	4 neutral	710	13.9	18.0	42.4
	5 somewhat satisfied	818	16.0	20.8	63.2
	6 satisfied	1157	22.6	29.4	92.6
	7 completely satisfied	290	5.7	7.4	100.0
	Total	3935	76.9	100.0	
Missing	99 not applicable	1004	19.6		
	System	175	3.4		
	Total	1179	23.1		
Total		5114	100.0		

Q25L2 satisfaction with TRICARE—How claims are handled

		Frequency	Percent	Valid Percent	Cumulative Percent
Valid	1 completely dissatisfied	280	5.5	8.2	8.2
	2 dissatisfied	285	5.6	8.3	16.5
	3 somewhat dissatisfied	388	7.6	11.3	27.8
	4 neutral	780	15.3	22.8	50.6
	5 somewhat satisfied	594	11.6	17.4	68.0
	6 satisfied	852	16.7	24.9	92.9
	7 completely satisfied	243	4.8	7.1	100.0
	Total	3422	66.9	100.0	
Missing	99 not applicable	1505	29.4		
	System	187	3.7		
	Total	1692	33.1		
Total		5114	100.0		

Q25L3 satisfaction with TRICARE—Customer service

		Frequency	Percent	Valid Percent	Cumulative Percent
Valid	1 completely dissatisfied	336	6.6	8.7	8.7
	2 dissatisfied	322	6.3	8.4	17.1
	3 somewhat dissatisfied	440	8.6	11.4	28.5
	4 neutral	746	14.6	19.4	47.9
	5 somewhat satisfied	750	14.7	19.5	67.4
	6 satisfied	967	18.9	25.1	92.5
	7 completely satisfied	287	5.6	7.5	100.0
	Total	3848	75.2	100.0	
Missing	99 not applicable	1076	21.0		
	System	190	3.7		
	Total	1266	24.8		
Total		5114	100.0		

Q25L4 satisfaction with TRICARE—Amount of paperwork

		Frequency	Percent	Valid Percent	Cumulative Percent
Valid	1 completely dissatisfied	304	5.9	8.3	8.3
	2 dissatisfied	264	5.2	7.2	15.5
	3 somewhat dissatisfied	361	7.1	9.9	25.4
	4 neutral	935	18.3	25.6	51.0
	5 somewhat satisfied	640	12.5	17.5	68.5
	6 satisfied	891	17.4	24.4	92.9
	7 completely satisfied	259	5.1	7.1	100.0
	Total	3654	71.5	100.0	
Missing	99 not applicable	1263	24.7		
	System	197	3.9		
	Total	1460	28.5		
Total		5114	100.0		

Q25L5 satisfaction with TRICARE—Medical services available

		Frequency	Percent	Valid Percent	Cumulative Percent
Valid	1 completely dissatisfied	309	6.0	7.9	7.9
	2 dissatisfied	317	6.2	8.2	16.1
	3 somewhat dissatisfied	410	8.0	10.5	26.7
	4 neutral	738	14.4	19.0	45.6
	5 somewhat satisfied	705	13.8	18.1	63.8
	6 satisfied	1103	21.6	28.4	92.2
	7 completely satisfied	305	6.0	7.8	100.0
	Total	3887	76.0	100.0	
Missing	99 not applicable	1037	20.3		
	System	190	3.7		
	Total	1227	24.0		
Total		5114	100.0		

Q26 Impact of your personal health on your ability to perform your job

		Frequency	Percent	Valid Percent	Cumulative Percent
Valid	1 greatly decreases job performance	88	1.7	1.8	1.8
	2 decreases job performance	551	10.8	11.0	12.7
	3 no effect on job performance	1233	24.1	24.6	37.3
	4 increases job performance	1811	35.4	36.1	73.4
	5 greatly increases job performance	1334	26.1	26.6	100.0
	Total	5017	98.1	100.0	
Missing	System	97	1.9		
Total		5114	100.0		

Q27 Impact of your personal health on your desire to stay in the Navy

		Frequency	Percent	Valid Percent	Cumulative Percent
Valid	1 greatly decreases desire to stay	172	3.4	3.4	3.4
	2 decreases desire to stay	466	9.1	9.3	12.8
	3 No effect on desire to stay	2556	50.0	51.1	63.9
	4 increases desire to stay	1149	22.5	23.0	86.8
	5 greatly increases desire to stay	659	12.9	13.2	100.0
	Total	5002	97.8	100.0	
Missing	System	112	2.2		
Total		5114	100.0		

Q28A If you have to deploy on short notice, have you made provisions for a will

		Frequency	Percent	Valid Percent	Cumulative Percent
Valid	1 yes	2727	53.3	54.6	54.6
	2 no	2267	44.3	45.4	100.0
	Total	4994	97.7	100.0	
Missing	System	120	2.3		
Total		5114	100.0		

Q28B If you have to deploy on short notice, have you made provisions for a joint checking account

		Frequency	Percent	Valid Percent	Cumulative Percent
Valid	1 yes	2951	57.7	80.2	80.2
	2 no	727	14.2	19.8	100.0
	Total	3678	71.9	100.0	
Missing	99 not applicable	1325	25.9		
	System	111	2.2		
	Total	1436	28.1		
Total		5114	100.0		

Q28C If you have to deploy on short notice, have you made provisions for a power of attorney

		Frequency	Percent	Valid Percent	Cumulative Percent
Valid	1 yes	2601	50.9	52.2	52.2
	2 no	2377	46.5	47.8	100.0
	Total	4978	97.3	100.0	
Missing	System	136	2.7		
Total		5114	100.0		

Q28D If you have to deploy on short notice, have you made provisions for childcare

		Frequency	Percent	Valid Percent	Cumulative Percent
Valid	1 yes	1911	37.4	87.5	87.5
	2 no	274	5.4	12.5	100.0
	Total	2185	42.7	100.0	
Missing	99 not applicable	2814	55.0		
	System	115	2.2		
	Total	2929	57.3		
Total		5114	100.0		

Q28E If you have to deploy on short notice, have you made provisions for elder care

		Frequency	Percent	Valid Percent	Cumulative Percent
Valid	1 yes	274	5.4	48.5	48.5
	2 no	291	5.7	51.5	100.0
	Total	565	11.0	100.0	
Missing	99 not applicable	4435	86.7		
	System	114	2.2		
	Total	4549	89.0		
Total		5114	100.0		

Q28F If you have to deploy on short notice, have you made provisions for care for pets

		Frequency	Percent	Valid Percent	Cumulative Percent
Valid	1 yes	1608	31.4	79.1	79.1
	2 no	426	8.3	20.9	100.0
	Total	2034	39.8	100.0	
Missing	99 not applicable	2958	57.8		
	System	122	2.4		
	Total	3080	60.2		
Total		5114	100.0		

Q28G If you have to deploy on short notice, have you made provisions for an updated SGLI

		Frequency	Percent	Valid Percent	Cumulative Percent
Valid	1 yes	4554	89.0	91.4	91.4
	2 no	428	8.4	8.6	100.0
	Total	4982	97.4	100.0	
Missing	System	132	2.6		
Total		5114	100.0		

Q28H If you have to deploy on short notice, have you made provisions for an updated Page 2

		Frequency	Percent	Valid Percent	Cumulative Percent
Valid	1 yes	4651	90.9	93.3	93.3
	2 no	335	6.6	6.7	100.0
	Total	4986	97.5	100.0	
Missing	System	128	2.5		
Total		5114	100.0		

Q28I If you have to deploy on short notice, have you made provisions for storage of possessions

		Frequency	Percent	Valid Percent	Cumulative Percent
Valid	1 yes	2322	45.4	65.3	65.3
	2 no	1235	24.1	34.7	100.0
	Total	3557	69.6	100.0	
Missing	99 not applicable	1442	28.2		
	System	115	2.2		
	Total	1557	30.4		
Total		5114	100.0		

Q28J If you have to deploy on short notice, have you made provisions for payment of bills

		Frequency	Percent	Valid Percent	Cumulative Percent
Valid	1 yes	3768	73.7	79.8	79.8
	2 no	951	18.6	20.2	100.0
	Total	4719	92.3	100.0	
Missing	99 not applicable	286	5.6		
	System	109	2.1		
	Total	395	7.7		
Total		5114	100.0		

Q28K If you have to deploy on short notice, have you made provisions for management of investments

		Frequency	Percent	Valid Percent	Cumulative Percent
Valid	1 yes	3131	61.2	81.7	81.7
	2 no	699	13.7	18.3	100.0
	Total	3830	74.9	100.0	
Missing	99 not applicable	1175	23.0		
	System	109	2.1		
	Total	1284	25.1		
Total		5114	100.0		

Q28L If you have to deploy on short notice, have you made provisions for family healthcare

		Frequency	Percent	Valid Percent	Cumulative Percent
Valid	1 yes	2909	56.9	90.5	90.5
	2 no	305	6.0	9.5	100.0
	Total	3214	62.8	100.0	
Missing	99 not applicable	1783	34.9		
	System	117	2.3		
	Total	1900	37.2		
Total		5114	100.0		

Q29A Not deployed

		Frequency	Percent	Valid Percent	Cumulative Percent
Valid	1 option selected	4279	83.7	83.7	83.7
	98 not selected	835	16.3	16.3	100.0
	Total	5114	100.0	100.0	

Q29B Deployed: Lost time from work due to education

		Frequency	Percent	Valid Percent	Cumulative Percent
Valid	1 option selected	136	2.7	2.7	2.7
	98 not selected	4978	97.3	97.3	100.0
	Total	5114	100.0	100.0	

Q29C Deployed: Lost time from work due to emergency leave

		Frequency	Percent	Valid Percent	Cumulative Percent
Valid	1 option selected	119	2.3	2.3	2.3
	98 not selected	4995	97.7	97.7	100.0
	Total	5114	100.0	100.0	

Q29D Deployed: Lost time from work due to medical-dental needs

		Frequency	Percent	Valid Percent	Cumulative Percent
Valid	1 option selected	194	3.8	3.8	3.8
	98 not selected	4920	96.2	96.2	100.0
	Total	5114	100.0	100.0	

Q29E Deployed: Lost time from work—other reasons

	Frequency	Percent	Valid Percent	Cumulative Percent
Valid 1 option selected	65	1.3	1.3	1.3
98 not selected	5049	98.7	98.7	100.0
Total	5114	100.0	100.0	

Q30A My Navy training-education has been effective

	Frequency	Percent	Valid Percent	Cumulative Percent
Valid 1 completely disagree	69	1.3	1.4	1.4
2 disagree	154	3.0	3.1	4.5
3 somewhat disagree	280	5.5	5.6	10.1
4 neutral	345	6.7	6.9	17.0
5 somewhat agree	1142	22.3	22.9	39.9
6 agree	2146	42.0	43.0	82.8
7 completely agree	857	16.8	17.2	100.0
Total	4993	97.6	100.0	
Missing System	121	2.4		
Total	5114	100.0		

Q30B My job matches my level of ability

	Frequency	Percent	Valid Percent	Cumulative Percent
Valid 1 completely disagree	284	5.6	5.7	5.7
2 disagree	397	7.8	8.0	13.6
3 somewhat disagree	632	12.4	12.7	26.3
4 neutral	381	7.5	7.6	33.9
5 somewhat agree	841	16.4	16.9	50.8
6 agree	1745	34.1	35.0	85.8
7 completely agree	711	13.9	14.2	100.0
Total	4991	97.6	100.0	
Missing System	123	2.4		
Total	5114	100.0		

Q30C My job matches my level of training

	Frequency	Percent	Valid Percent	Cumulative Percent
Valid 1 completely disagree	229	4.5	4.6	4.6
2 disagree	376	7.4	7.6	12.2
3 somewhat disagree	627	12.3	12.6	24.8
4 neutral	480	9.4	9.7	34.4
5 somewhat agree	992	19.4	20.0	54.4
6 agree	1618	31.6	32.5	86.9
7 completely agree	649	12.7	13.1	100.0
Total	4971	97.2	100.0	
Missing System	143	2.8		
Total	5114	100.0		

Q30D My job matches my level of experience

		Frequency	Percent	Valid Percent	Cumulative Percent
Valid	1 completely disagree	225	4.4	4.5	4.5
	2 disagree	351	6.9	7.0	11.6
	3 somewhat disagree	548	10.7	11.0	22.6
	4 neutral	509	10.0	10.2	32.8
	5 somewhat agree	967	18.9	19.4	52.2
	6 agree	1690	33.0	33.9	86.1
	7 completely agree	691	13.5	13.9	100.0
	Total	4981	97.4	100.0	
Missing	System	133	2.6		
Total		5114	100.0		

Q30E My Navy training-education has allowed me to excel on the job

		Frequency	Percent	Valid Percent	Cumulative Percent
Valid	1 completely disagree	183	3.6	3.7	3.7
	2 disagree	290	5.7	5.8	9.5
	3 somewhat disagree	480	9.4	9.6	19.1
	4 neutral	673	13.2	13.5	32.6
	5 somewhat agree	1146	22.4	23.0	55.6
	6 agree	1544	30.2	31.0	86.6
	7 completely agree	666	13.0	13.4	100.0
	Total	4982	97.4	100.0	
Missing	System	132	2.6		
Total		5114	100.0		

Q30F I am satisfied with the operational training received in the Navy

		Frequency	Percent	Valid Percent	Cumulative Percent
Valid	1 completely disagree	156	3.1	3.1	3.1
	2 disagree	236	4.6	4.7	7.9
	3 somewhat disagree	397	7.8	8.0	15.8
	4 neutral	464	9.1	9.3	25.1
	5 somewhat agree	1090	21.3	21.8	46.9
	6 agree	1885	36.9	37.8	84.7
	7 completely agree	764	14.9	15.3	100.0
	Total	4992	97.6	100.0	
Missing	System	122	2.4		
Total		5114	100.0		

Q30G My other duties, such as collateral duties or working parties, take away from my primary duties

		Frequency	Percent	Valid Percent	Cumulative Percent
Valid	1 completely agree	649	12.7	13.0	13.0
	2 agree	942	18.4	18.9	31.9
	3 somewhat agree	964	18.9	19.3	51.3
	4 neutral	1023	20.0	20.5	71.8
	5 somewhat disagree	572	11.2	11.5	83.3
	6 disagree	572	11.2	11.5	94.8
	7 completely disagree	260	5.1	5.2	100.0
	Total	4982	97.4	100.0	
Missing	System	132	2.6		
Total		5114	100.0		

Q30H The majority of my time has been spent working in my rating (enlisted) or my major field or specialty (officers)

		Frequency	Percent	Valid Percent	Cumulative Percent
Valid	1 completely disagree	233	4.6	4.7	4.7
	2 disagree	320	6.3	6.4	11.1
	3 somewhat disagree	360	7.0	7.2	18.3
	4 neutral	359	7.0	7.2	25.5
	5 somewhat agree	718	14.0	14.4	39.9
	6 agree	1863	36.4	37.3	77.2
	7 completely agree	1137	22.2	22.8	100.0
	Total	4990	97.6	100.0	
Missing	System	124	2.4		
Total		5114	100.0		

Q30I The time I spend away from homeport-permanent duty station increases my desire to leave the Navy

		Frequency	Percent	Valid Percent	Cumulative Percent
Valid	1 completely agree	688	13.5	13.8	13.8
	2 agree	661	12.9	13.3	27.1
	3 somewhat agree	609	11.9	12.2	39.4
	4 neutral	1360	26.6	27.3	66.7
	5 somewhat disagree	496	9.7	10.0	76.7
	6 disagree	657	12.8	13.2	89.9
	7 completely disagree	502	9.8	10.1	100.0
	Total	4973	97.2	100.0	
Missing	System	141	2.8		
Total		5114	100.0		

Q31 Where have you been located for the past month

		Frequency	Percent	Valid Percent	Cumulative Percent
Valid	1 onshore	3644	71.3	73.9	73.9
	2 onshore and deployed	730	14.3	14.8	88.7
	3 deployed	560	11.0	11.3	100.0
	Total	4934	96.5	100.0	
Missing	System	180	3.5		
Total		5114	100.0		

Q32A In past month, how much time did you take off for FAMILY reasons: To care for children

		Frequency	Percent	Valid Percent	Cumulative Percent
Valid	1 none	3216	62.9	74.1	74.1
	2 less than 1 hour	168	3.3	3.9	77.9
	3 1-2 hours	280	5.5	6.4	84.4
	4 3-4 hours	181	3.5	4.2	88.5
	5 5-7 hours	65	1.3	1.5	90.0
	6 1 day	213	4.2	4.9	94.9
	7 2-5 days	157	3.1	3.6	98.5
	8 more than 5 days	63	1.2	1.5	100.0
	Total	4343	84.9	100.0	
Missing	97 skip ignored	40	.8		
	System	731	14.3		
	Total	771	15.1		
Total		5114	100.0		

Q32B In past month, how much time did you take off for FAMILY reasons: Helping spouse

		Frequency	Percent	Valid Percent	Cumulative Percent
Valid	1 none	3634	71.1	83.7	83.7
	2 less than 1 hour	135	2.6	3.1	86.8
	3 1-2 hours	201	3.9	4.6	91.5
	4 3-4 hours	107	2.1	2.5	93.9
	5 5-7 hours	38	.7	.9	94.8
	6 1 day	116	2.3	2.7	97.5
	7 2-5 days	70	1.4	1.6	99.1
	8 more than 5 days	39	.8	.9	100.0
	Total	4340	84.9	100.0	
Missing	97 skip ignored	38	.7		
	System	736	14.4		
	Total	774	15.1		
Total		5114	100.0		

Q32C In past month, how much time did you take off for FAMILY reasons: Family business

		Frequency	Percent	Valid Percent	Cumulative Percent
Valid	1 none	3125	61.1	72.1	72.1
	2 less than 1 hour	209	4.1	4.8	76.9
	3 1-2 hours	385	7.5	8.9	85.8
	4 3-4 hours	194	3.8	4.5	90.2
	5 5-7 hours	82	1.6	1.9	92.1
	6 1 day	185	3.6	4.3	96.4
	7 2-5 days	104	2.0	2.4	98.8
	8 more than 5 days	52	1.0	1.2	100.0
	Total	4336	84.8	100.0	
Missing	97 skip ignored	39	.8		
	System	739	14.5		
	Total	778	15.2		
Total		5114	100.0		

Q32D In past month, how much time did you take off for FAMILY reasons: Family transportation

		Frequency	Percent	Valid Percent	Cumulative Percent
Valid	1 none	3642	71.2	84.0	84.0
	2 less than 1 hour	230	4.5	5.3	89.3
	3 1-2 hours	201	3.9	4.6	93.9
	4 3-4 hours	107	2.1	2.5	96.4
	5 5-7 hours	43	.8	1.0	97.4
	6 1 day	62	1.2	1.4	98.8
	7 2-5 days	27	.5	.6	99.4
	8 more than 5 days	24	.5	.6	100.0
	Total	4336	84.8	100.0	
Missing	97 skip ignored	40	.8		
	System	738	14.4		
	Total	778	15.2		
Total		5114	100.0		

Q32E In past month, how much time did you take off for FAMILY reasons: Other family matters

		Frequency	Percent	Valid Percent	Cumulative Percent
Valid	1 none	3223	63.0	74.3	74.3
	2 less than 1 hour	218	4.3	5.0	79.3
	3 1-2 hours	274	5.4	6.3	85.7
	4 3-4 hours	154	3.0	3.6	89.2
	5 5-7 hours	52	1.0	1.2	90.4
	6 1 day	160	3.1	3.7	94.1
	7 2-5 days	124	2.4	2.9	97.0
	8 more than 5 days	132	2.6	3.0	100.0
	Total	4337	84.8	100.0	
Missing	97 skip ignored	39	.8		
	System	738	14.4		
	Total	777	15.2		
Total		5114	100.0		

Q33A In past month, how much time did you take off for PERSONAL reasons: Your education (if not part of military duties)

		Frequency	Percent	Valid Percent	Cumulative Percent
Valid	1 none	3878	75.8	88.8	88.8
	2 less than 1 hour	110	2.2	2.5	91.3
	3 1-2 hours	154	3.0	3.5	94.8
	4 3-4 hours	66	1.3	1.5	96.3
	5 5-7 hours	41	.8	.9	97.3
	6 1 day	38	.7	.9	98.1
	7 2-5 days	53	1.0	1.2	99.4
	8 more than 5 days	28	.5	.6	100.0
	Total	4368	85.4	100.0	
Missing	97 skip ignored	55	1.1		
	System	691	13.5		
	Total	746	14.6		
Total		5114	100.0		

Q33B In past month, how much time did you take off for PERSONAL reasons: Your transportation

		Frequency	Percent	Valid Percent	Cumulative Percent
Valid	1 none	3712	72.6	84.9	84.9
	2 less than 1 hour	270	5.3	6.2	91.1
	3 1-2 hours	210	4.1	4.8	95.9
	4 3-4 hours	77	1.5	1.8	97.7
	5 5-7 hours	16	.3	.4	98.0
	6 1 day	68	1.3	1.6	99.6
	7 2-5 days	16	.3	.4	100.0
	8 more than 5 days	2	.0	.0	100.0
	Total	4371	85.5	100.0	
Missing	97 skip ignored	55	1.1		
	System	688	13.5		
	Total	743	14.5		
Total		5114	100.0		

Q33C In past month, how much time did you take off for PERSONAL reasons: Pregnancy

		Frequency	Percent	Valid Percent	Cumulative Percent
Valid	1 none	4105	80.3	94.3	94.3
	2 less than 1 hour	31	.6	.7	95.0
	3 1-2 hours	61	1.2	1.4	96.4
	4 3-4 hours	43	.8	1.0	97.4
	5 5-7 hours	23	.4	.5	97.9
	6 1 day	22	.4	.5	98.4
	7 2-5 days	26	.5	.6	99.0
	8 more than 5 days	42	.8	1.0	100.0
	Total	4353	85.1	100.0	
Missing	97 skip ignored	54	1.1		
	System	707	13.8		
	Total	761	14.9		
Total		5114	100.0		

Q33D In past month, how much time did you take off for PERSONAL reasons: health (sick or doctor or dental appointment)

		Frequency	Percent	Valid Percent	Cumulative Percent
Valid	1 none	2346	45.9	53.8	53.8
	2 less than 1 hour	284	5.6	6.5	60.3
	3 1-2 hours	684	13.4	15.7	76.0
	4 3-4 hours	383	7.5	8.8	84.8
	5 5-7 hours	131	2.6	3.0	87.8
	6 1 day	237	4.6	5.4	93.2
	7 2-5 days	215	4.2	4.9	98.1
	8 more than 5 days	82	1.6	1.9	100.0
	Total	4362	85.3	100.0	
Missing	97 skip ignored	55	1.1		
	System	697	13.6		
	Total	752	14.7		
Total		5114	100.0		

Q33E In past month, how much time did you take off for PERSONAL reasons: Personal business

		Frequency	Percent	Valid Percent	Cumulative Percent
Valid	1 none	3037	59.4	69.6	69.6
	2 less than 1 hour	373	7.3	8.6	78.2
	3 1-2 hours	456	8.9	10.5	88.6
	4 3-4 hours	185	3.6	4.2	92.9
	5 5-7 hours	74	1.4	1.7	94.6
	6 1 day	149	2.9	3.4	98.0
	7 2-5 days	60	1.2	1.4	99.4
	8 more than 5 days	27	.5	.6	100.0
	Total	4361	85.3	100.0	
Missing	97 skip ignored	55	1.1		
	System	698	13.6		
	Total	753	14.7		
Total		5114	100.0		

Q33F In past month, how much time did you take off for PERSONAL reasons: Other personal reasons

		Frequency	Percent	Valid Percent	Cumulative Percent
Valid	1 none	2910	56.9	66.9	66.9
	2 less than 1 hour	362	7.1	8.3	75.2
	3 1-2 hours	430	8.4	9.9	85.1
	4 3-4 hours	168	3.3	3.9	89.0
	5 5-7 hours	64	1.3	1.5	90.5
	6 1 day	206	4.0	4.7	95.2
	7 2-5 days	113	2.2	2.6	97.8
	8 more than 5 days	96	1.9	2.2	100.0
	Total	4349	85.0	100.0	
Missing	97 skip ignored	52	1.0		
	System	713	13.9		
	Total	765	15.0		
Total		5114	100.0		

Q34 Impact of preparedness on desire to stay in the Navy

		Frequency	Percent	Valid Percent	Cumulative Percent
Valid	1 greatly decreases desire to stay	99	1.9	2.0	2.0
	2 decreases desire to stay	262	5.1	5.3	7.3
	3 No effect on desire to stay	2763	54.0	56.0	63.3
	4 increases desire to stay	1304	25.5	26.4	89.7
	5 greatly increases desire to stay	509	10.0	10.3	100.0
	Total	4937	96.5	100.0	
Missing	System	177	3.5		
Total		5114	100.0		

Q35 Where do you live at your permanent duty station

		Frequency	Percent	Valid Percent	Cumulative Percent
Valid	1 aboard ship in port	254	5.0	5.1	5.1
	2 barracks-dorm	303	5.9	6.1	11.2
	3 geographic bachelors barracks	46	.9	.9	12.1
	4 military family housing (on base)	494	9.7	9.9	22.0
	5 military family housing (off base)	274	5.4	5.5	27.5
	6 private public venture housing	48	.9	1.0	28.5
	7 own my home, off base	1587	31.0	31.9	60.4
	8 rent housing, off base	1887	36.9	37.9	98.3
	9 other	86	1.7	1.7	100.0
	Total	4979	97.4	100.0	
Missing	System	135	2.6		
Total		5114	100.0		

Q36A1 Why did you choose to live there? Quality of neighborhood

		Frequency	Percent	Valid Percent	Cumulative Percent
Valid	1 option selected	2980	58.3	58.3	58.3
	98 not selected	2133	41.7	41.7	100.0
	Total	5113	100.0	100.0	
Missing	97	1	.0		
Total		5114	100.0		

Q36A2 Why did you choose to live there? Sense of community

		Frequency	Percent	Valid Percent	Cumulative Percent
Valid	1 option selected	1065	20.8	20.8	20.8
	98 not selected	4046	79.1	79.2	100.0
	Total	5111	99.9	100.0	
Missing	97	3	.1		
Total		5114	100.0		

Q36A3 Why did you choose to live there? Sense of support for spouse/family

		Frequency	Percent	Valid Percent	Cumulative Percent
Valid	1 option selected	733	14.3	14.3	14.3
	98 not selected	4381	85.7	85.7	100.0
	Total	5114	100.0	100.0	

Q36A4 Why did you choose to live there? Schools

		Frequency	Percent	Valid Percent	Cumulative Percent
Valid	1 option selected	1170	22.9	22.9	22.9
	98 not selected	3942	77.1	77.1	100.0
	Total	5112	100.0	100.0	
Missing	97	2	.0		
Total		5114	100.0		

Q36A5 Why did you choose to live there? Commute convenience for service member

		Frequency	Percent	Valid Percent	Cumulative Percent
Valid	1 option selected	2537	49.6	49.6	49.6
	98 not selected	2575	50.4	50.4	100.0
	Total	5112	100.0	100.0	
Missing	97	2	.0		
Total		5114	100.0		

Q36A6 Why did you choose to live there? Commute convenience for spouse & family member (e.g., spouses job, childrens school, etc)

		Frequency	Percent	Valid Percent	Cumulative Percent
Valid	1 option selected	1098	21.5	21.5	21.5
	98 not selected	4015	78.5	78.5	100.0
	Total	5113	100.0	100.0	
Missing	97	1	.0		
Total		5114	100.0		

Q36A7 Why did you choose to live there? Proximity to child care

		Frequency	Percent	Valid Percent	Cumulative Percent
Valid	1 option selected	377	7.4	7.4	7.4
	98 not selected	4737	92.6	92.6	100.0
	Total	5114	100.0	100.0	

Q36A8 Why did you choose to live there? Privacy

		Frequency	Percent	Valid Percent	Cumulative Percent
Valid	1 option selected	1867	36.5	36.5	36.5
	98 not selected	3246	63.5	63.5	100.0
	Total	5113	100.0	100.0	
Missing	97	1	.0		
Total		5114	100.0		

Q36A9 Why did you choose to live there? Security

		Frequency	Percent	Valid Percent	Cumulative Percent
Valid	1 option selected	1855	36.3	36.3	36.3
	98 not selected	3256	63.7	63.7	100.0
	Total	5111	99.9	100.0	
Missing	97	3	.1		
Total		5114	100.0		

Q36A10 Why did you choose to live there? Convenience of community services and amenities

		Frequency	Percent	Valid Percent	Cumulative Percent
Valid	1 option selected	1373	26.8	26.8	26.8
	98 not selected	3741	73.2	73.2	100.0
	Total	5114	100.0	100.0	

Q36A11 Why did you choose to live there? Desire to get away from the military

		Frequency	Percent	Valid Percent	Cumulative Percent
Valid	1 option selected	1627	31.8	31.8	31.8
	98 not selected	3486	68.2	68.2	100.0
	Total	5113	100.0	100.0	
Missing	97	1	.0		
Total		5114	100.0		

Q36B1 Why did you choose to live there? Utilities included in the rent

		Frequency	Percent	Valid Percent	Cumulative Percent
Valid	1 option selected	788	15.4	15.4	15.4
	98 not selected	4324	84.6	84.6	100.0
	Total	5112	100.0	100.0	
Missing	97	2	.0		
Total		5114	100.0		

Q36B2 Why did you choose to live there? Insufficient BAH

		Frequency	Percent	Valid Percent	Cumulative Percent
Valid	1 option selected	1021	20.0	20.0	20.0
	98 not selected	4093	80.0	80.0	100.0
	Total	5114	100.0	100.0	

Q36B3 Why did you choose to live there? Own a home already: Cannot afford to buy another one

		Frequency	Percent	Valid Percent	Cumulative Percent
Valid	1 option selected	275	5.4	5.4	5.4
	98 not selected	4838	94.6	94.6	100.0
	Total	5113	100.0	100.0	
Missing	97	1	.0		
Total		5114	100.0		

Q36B4 Why did you choose to live there? Own a home already: Waiting for it to sell

		Frequency	Percent	Valid Percent	Cumulative Percent
Valid	1 option selected	64	1.3	1.3	1.3
	98 not selected	5050	98.7	98.7	100.0
	Total	5114	100.0	100.0	

Q36B5 Why did you choose to live there? Home ownership: An investment

		Frequency	Percent	Valid Percent	Cumulative Percent
Valid	1 option selected	1252	24.5	24.5	24.5
	98 not selected	3862	75.5	75.5	100.0
	Total	5114	100.0	100.0	

Q36B6 Why did you choose to live there? Home ownership: Plan to retire/separate

		Frequency	Percent	Valid Percent	Cumulative Percent
Valid	1 option selected	414	8.1	8.1	8.1
	98 not selected	4700	91.9	91.9	100.0
	Total	5114	100.0	100.0	

Q36B7 Why did you choose to live there? Do not like to rent

		Frequency	Percent	Valid Percent	Cumulative Percent
Valid	1 option selected	866	16.9	16.9	16.9
	98 not selected	4247	83.0	83.1	100.0
	Total	5113	100.0	100.0	
Missing	97	1	.0		
Total		5114	100.0		

Q36B8 Why did you choose to live there? No adequate rental housing available

		Frequency	Percent	Valid Percent	Cumulative Percent
Valid	1 option selected	472	9.2	9.2	9.2
	98 not selected	4640	90.7	90.8	100.0
	Total	5112	100.0	100.0	
Missing	97	2	.0		
Total		5114	100.0		

Q36C1 Why did you choose to live there? Short or no waiting list

		Frequency	Percent	Valid Percent	Cumulative Percent
Valid	1 option selected	396	7.7	7.7	7.7
	98 not selected	4718	92.3	92.3	100.0
	Total	5114	100.0	100.0	

Q36C2 Why did you choose to live there? Government housing benefits (e g, property maintenance, access to self-help)

	Frequency	Percent	Valid Percent	Cumulative Percent
Valid 1 option selected	630	12.3	12.3	12.3
98 not selected	4484	87.7	87.7	100.0
Total	5114	100.0	100.0	

Q36C3 Why did you choose to live there? Other

	Frequency	Percent	Valid Percent	Cumulative Percent
Valid 1 option selected	518	10.1	10.1	10.1
98 not selected	4593	89.8	89.9	100.0
Total	5111	99.9	100.0	
Missing 97	3	.1		
Total	5114	100.0		

Q36D1 Why did you choose to live there? Currently waiting for government housing

	Frequency	Percent	Valid Percent	Cumulative Percent
Valid 1 option selected	97	1.9	1.9	1.9
98 not selected	5017	98.1	98.1	100.0
Total	5114	100.0	100.0	

Q36D2 Why did you choose to live there? Waiting list for government housing too long

	Frequency	Percent	Valid Percent	Cumulative Percent
Valid 1 option selected	714	14.0	14.0	14.0
98 not selected	4399	86.0	86.0	100.0
Total	5113	100.0	100.0	
Missing 97	1	.0		
Total	5114	100.0		

Q36D3 Why did you choose to live there? Government housing not available

	Frequency	Percent	Valid Percent	Cumulative Percent
Valid 1 option selected	481	9.4	9.4	9.4
98 not selected	4632	90.6	90.6	100.0
Total	5113	100.0	100.0	
Missing 97	1	.0		
Total	5114	100.0		

Q36D4 Why did you choose to live there? Government housing not immediately available – did not want to move more than once

	Frequency	Percent	Valid Percent	Cumulative Percent
Valid 1 option selected	564	11.0	11.0	11.0
98 not selected	4549	89.0	89.0	100.0
Total	5113	100.0	100.0	
Missing 97	1	.0		
Total	5114	100.0		

Q36E1 Why did you choose to live there? Large housing

		Frequency	Percent	Valid Percent	Cumulative Percent
Valid	1 option selected	1626	31.8	31.8	31.8
	98 not selected	3486	68.2	68.2	100.0
	Total	5112	100.0	100.0	
Missing	97	2	.0		
Total		5114	100.0		

Q36E2 Why did you choose to live there? Better Quality

		Frequency	Percent	Valid Percent	Cumulative Percent
Valid	1 option selected	1921	37.6	37.6	37.6
	98 not selected	3192	62.4	62.4	100.0
	Total	5113	100.0	100.0	
Missing	97	1	.0		
Total		5114	100.0		

Q36E3 Why did you choose to live there? Attractiveness of housing

		Frequency	Percent	Valid Percent	Cumulative Percent
Valid	1 option selected	1542	30.2	30.2	30.2
	98 not selected	3572	69.8	69.8	100.0
	Total	5114	100.0	100.0	

Q37A How satisfied are you with the attractiveness of the exterior of your housing

		Frequency	Percent	Valid Percent	Cumulative Percent
Valid	1 completely dissatisfied	119	2.3	2.6	2.6
	2 dissatisfied	135	2.6	3.0	5.6
	3 somewhat dissatisfied	257	5.0	5.7	11.3
	4 neutral	617	12.1	13.7	25.0
	5 somewhat satisfied	682	13.3	15.1	40.1
	6 satisfied	1698	33.2	37.7	77.8
	7 completely satisfied	1001	19.6	22.2	100.0
	Total	4509	88.2	100.0	
Missing	97 skip ignored	7	.1		
	System	598	11.7		
	Total	605	11.8		
Total		5114	100.0		

Q37B How satisfied are you with the floor plan of your housing

		Frequency	Percent	Valid Percent	Cumulative Percent
Valid	1 completely dissatisfied	115	2.2	2.6	2.6
	2 dissatisfied	166	3.2	3.7	6.2
	3 somewhat dissatisfied	276	5.4	6.1	12.4
	4 neutral	486	9.5	10.8	23.2
	5 somewhat satisfied	837	16.4	18.6	41.8
	6 satisfied	1695	33.1	37.7	79.4
	7 completely satisfied	926	18.1	20.6	100.0
	Total	4501	88.0	100.0	
Missing	97 skip ignored	5	.1		
	System	608	11.9		
	Total	613	12.0		
Total		5114	100.0		

Q37C How satisfied are you with the privacy of your housing

		Frequency	Percent	Valid Percent	Cumulative Percent
Valid	1 completely dissatisfied	144	2.8	3.2	3.2
	2 dissatisfied	147	2.9	3.3	6.5
	3 somewhat dissatisfied	298	5.8	6.7	13.2
	4 neutral	384	7.5	8.6	21.8
	5 somewhat satisfied	698	13.6	15.6	37.4
	6 satisfied	1674	32.7	37.5	75.0
	7 completely satisfied	1117	21.8	25.0	100.0
	Total	4462	87.3	100.0	
Missing	97 skip ignored	5	.1		
	System	647	12.7		
	Total	652	12.7		
Total		5114	100.0		

Q37D How satisfied are you with the comfort of your housing

		Frequency	Percent	Valid Percent	Cumulative Percent
Valid	1 completely dissatisfied	115	2.2	2.6	2.6
	2 dissatisfied	161	3.1	3.6	6.1
	3 somewhat dissatisfied	297	5.8	6.6	12.7
	4 neutral	409	8.0	9.1	21.8
	5 somewhat satisfied	634	12.4	14.1	35.9
	6 satisfied	1788	35.0	39.7	75.5
	7 completely satisfied	1102	21.5	24.5	100.0
	Total	4506	88.1	100.0	
Missing	97 skip ignored	5	.1		
	System	603	11.8		
	Total	608	11.9		
Total		5114	100.0		

Q37E How satisfied are you with the condition of your housing

		Frequency	Percent	Valid Percent	Cumulative Percent
Valid	1 completely dissatisfied	98	1.9	2.2	2.2
	2 dissatisfied	139	2.7	3.1	5.3
	3 somewhat dissatisfied	301	5.9	6.7	11.9
	4 neutral	370	7.2	8.2	20.2
	5 somewhat satisfied	719	14.1	16.0	36.1
	6 satisfied	1775	34.7	39.4	75.5
	7 completely satisfied	1102	21.5	24.5	100.0
	Total	4504	88.1	100.0	
Missing	97 skip ignored	5	.1		
	System	605	11.8		
	Total	610	11.9		
Total		5114	100.0		

Q37F How satisfied are you with the Quality of the building

		Frequency	Percent	Valid Percent	Cumulative Percent
Valid	1 completely dissatisfied	951	18.6	21.5	21.5
	2 dissatisfied	1752	34.3	39.6	61.0
	3 somewhat dissatisfied	749	14.6	16.9	77.9
	4 neutral	408	8.0	9.2	87.2
	5 somewhat satisfied	317	6.2	7.2	94.3
	6 satisfied	148	2.9	3.3	97.7
	7 completely satisfied	104	2.0	2.3	100.0
	Total	4429	86.6	100.0	
Missing	97 skip ignored	5	.1		
	System	680	13.3		
	Total	685	13.4		
Total		5114	100.0		

Q37G How satisfied are you with the number of appliances in your housing

		Frequency	Percent	Valid Percent	Cumulative Percent
Valid	1 completely dissatisfied	58	1.1	1.3	1.3
	2 dissatisfied	94	1.8	2.1	3.4
	3 somewhat dissatisfied	180	3.5	4.0	7.4
	4 neutral	431	8.4	9.6	17.0
	5 somewhat satisfied	628	12.3	14.0	31.0
	6 satisfied	1878	36.7	41.8	72.7
	7 completely satisfied	1225	24.0	27.3	100.0
	Total	4494	87.9	100.0	
Missing	97 skip ignored	5	.1		
	System	615	12.0		
	Total	620	12.1		
Total		5114	100.0		

Q37H How satisfied are you with Quality of appliances

		Frequency	Percent	Valid Percent	Cumulative Percent
Valid	1 completely dissatisfied	455	8.9	20.1	20.1
	2 dissatisfied	845	16.5	37.3	57.3
	3 somewhat dissatisfied	370	7.2	16.3	73.6
	4 neutral	335	6.6	14.8	88.4
	5 somewhat satisfied	136	2.7	6.0	94.4
	6 satisfied	72	1.4	3.2	97.6
	7 completely satisfied	55	1.1	2.4	100.0
	Total	2268	44.3	100.0	
Missing	97 skip ignored	5	.1		
	System	2841	55.6		
	Total	2846	55.7		
Total		5114	100.0		

Q37I How satisfied are you with Quality of fixtures

		Frequency	Percent	Valid Percent	Cumulative Percent
Valid	1 completely dissatisfied	99	1.9	2.2	2.2
	2 dissatisfied	148	2.9	3.3	5.5
	3 somewhat dissatisfied	391	7.6	8.7	14.2
	4 neutral	429	8.4	9.6	23.8
	5 somewhat satisfied	825	16.1	18.4	42.2
	6 satisfied	1702	33.3	38.0	80.2
	7 completely satisfied	885	17.3	19.8	100.0
	Total	4479	87.6	100.0	
Missing	97 skip ignored	5	.1		
	System	630	12.3		
	Total	635	12.4		
Total	5114	100.0			

Q37J How satisfied are you with the amount of space in your housing

		Frequency	Percent	Valid Percent	Cumulative Percent
Valid	1 completely dissatisfied	228	4.5	5.1	5.1
	2 dissatisfied	226	4.4	5.0	10.1
	3 somewhat dissatisfied	466	9.1	10.4	20.5
	4 neutral	364	7.1	8.1	28.6
	5 somewhat satisfied	718	14.0	16.0	44.6
	6 satisfied	1499	29.3	33.4	78.0
	7 completely satisfied	990	19.4	22.0	100.0
	Total	4491	87.8	100.0	
Missing	97 skip ignored	5	.1		
	System	618	12.1		
	Total	623	12.2		
Total	5114	100.0			

Q37K How satisfied are you with the amount of storage in your housing

		Frequency	Percent	Valid Percent	Cumulative Percent
Valid	1 completely dissatisfied	271	5.3	6.0	6.0
	2 dissatisfied	310	6.1	6.9	12.9
	3 somewhat dissatisfied	560	11.0	12.5	25.4
	4 neutral	374	7.3	8.3	33.7
	5 somewhat satisfied	777	15.2	17.3	51.0
	6 satisfied	1339	26.2	29.8	80.9
	7 completely satisfied	859	16.8	19.1	100.0
	Total	4490	87.8	100.0	
Missing	97 skip ignored	4	.1		
	System	620	12.1		
	Total	624	12.2		
Total	5114	100.0			

Q37L How satisfied are you with number of bedrooms

		Frequency	Percent	Valid Percent	Cumulative Percent
Valid	1 completely dissatisfied	136	2.7	3.0	3.0
	2 dissatisfied	141	2.8	3.2	6.2
	3 somewhat dissatisfied	224	4.4	5.0	11.2
	4 neutral	432	8.4	9.7	20.9
	5 somewhat satisfied	642	12.6	14.4	35.2
	6 satisfied	1759	34.4	39.4	74.6
	7 completely satisfied	1136	22.2	25.4	100.0
	Total	4470	87.4	100.0	
Missing	97 skip ignored	4	.1		
	System	640	12.5		
	Total	644	12.6		
Total		5114	100.0		

Q37M How satisfied are you with the cost of your housing

		Frequency	Percent	Valid Percent	Cumulative Percent
Valid	1 completely dissatisfied	230	4.5	5.2	5.2
	2 dissatisfied	257	5.0	5.8	11.0
	3 somewhat dissatisfied	479	9.4	10.8	21.8
	4 neutral	643	12.6	14.5	36.4
	5 somewhat satisfied	680	13.3	15.4	51.7
	6 satisfied	1321	25.8	29.9	81.6
	7 completely satisfied	814	15.9	18.4	100.0
	Total	4424	86.5	100.0	
Missing	97 skip ignored	4	.1		
	System	686	13.4		
	Total	690	13.5		
Total		5114	100.0		

Q37N How satisfied are you with distance of housing from duty station

		Frequency	Percent	Valid Percent	Cumulative Percent
Valid	1 completely dissatisfied	122	2.4	2.7	2.7
	2 dissatisfied	159	3.1	3.5	6.3
	3 somewhat dissatisfied	304	5.9	6.8	13.0
	4 neutral	423	8.3	9.4	22.4
	5 somewhat satisfied	620	12.1	13.8	36.2
	6 satisfied	1644	32.1	36.6	72.8
	7 completely satisfied	1221	23.9	27.2	100.0
	Total	4493	87.9	100.0	
Missing	97 skip ignored	4	.1		
	System	617	12.1		
	Total	621	12.1		
Total		5114	100.0		

Q370 How satisfied are you with the location of your housing

		Frequency	Percent	Valid Percent	Cumulative Percent
Valid	1 completely dissatisfied	71	1.4	1.6	1.6
	2 dissatisfied	89	1.7	2.0	3.6
	3 somewhat dissatisfied	155	3.0	3.5	7.0
	4 neutral	405	7.9	9.1	16.1
	5 somewhat satisfied	588	11.5	13.1	29.2
	6 satisfied	1824	35.7	40.8	70.0
	7 completely satisfied	1343	26.3	30.0	100.0
	Total	4475	87.5	100.0	
Missing	97 skip ignored	4	.1		
	System	635	12.4		
	Total	639	12.5		
Total		5114	100.0		

Q38 Impact of your residence on ability to perform your job

		Frequency	Percent	Valid Percent	Cumulative Percent
Valid	1 greatly decreases job performance	30	.6	.6	.6
	2 decreases job performance	228	4.5	4.9	5.5
	3 no effect on job performance	2116	41.4	45.5	51.0
	4 increases job performance	1474	28.8	31.7	82.7
	5 greatly increases job performance	807	15.8	17.3	100.0
	Total	4655	91.0	100.0	
Missing	97 skip ignored	8	.2		
	System	451	8.8		
	Total	459	9.0		
Total		5114	100.0		

Q39 Impact of your residence on desire to stay in the Navy

		Frequency	Percent	Valid Percent	Cumulative Percent
Valid	1 greatly decreases desire to stay	151	3.0	3.2	3.2
	2 decreases desire to stay	333	6.5	7.2	10.4
	3 No effect on desire to stay	2671	52.2	57.4	67.8
	4 increases desire to stay	968	18.9	20.8	88.6
	5 greatly increases desire to stay	528	10.3	11.4	100.0
	Total	4651	90.9	100.0	
Missing	97 skip ignored	8	.2		
	System	455	8.9		
	Total	463	9.1		
Total		5114	100.0		

Q40A How satisfied are you with the safety of your neighborhood

		Frequency	Percent	Valid Percent	Cumulative Percent
Valid	1 completely dissatisfied	82	1.6	1.8	1.8
	2 dissatisfied	87	1.7	1.9	3.7
	3 somewhat dissatisfied	217	4.2	4.7	8.4
	4 neutral	364	7.1	7.9	16.4
	5 somewhat satisfied	675	13.2	14.7	31.1
	6 satisfied	2061	40.3	45.0	76.1
	7 completely satisfied	1093	21.4	23.9	100.0
	Total	4579	89.5	100.0	
Missing	System	535	10.5		
	Total				
Total		5114	100.0		

Q40B How satisfied are you with the public services in your neighborhood

		Frequency	Percent	Valid Percent	Cumulative Percent
Valid	1 completely dissatisfied	61	1.2	1.3	1.3
	2 dissatisfied	68	1.3	1.5	2.8
	3 somewhat dissatisfied	166	3.2	3.6	6.4
	4 neutral	387	7.6	8.5	14.9
	5 somewhat satisfied	639	12.5	14.0	28.9
	6 satisfied	2146	42.0	46.9	75.8
	7 completely satisfied	1109	21.7	24.2	100.0
	Total	4576	89.5	100.0	
Missing	System	538	10.5		
Total		5114	100.0		

Q40C How satisfied are you with the appearance of your neighborhood

		Frequency	Percent	Valid Percent	Cumulative Percent
Valid	1 completely dissatisfied	76	1.5	1.7	1.7
	2 dissatisfied	101	2.0	2.2	3.9
	3 somewhat dissatisfied	259	5.1	5.7	9.5
	4 neutral	391	7.6	8.6	18.1
	5 somewhat satisfied	704	13.8	15.4	33.5
	6 satisfied	1954	38.2	42.7	76.2
	7 completely satisfied	1088	21.3	23.8	100.0
	Total	4573	89.4	100.0	
Missing	System	541	10.6		
Total		5114	100.0		

Q40D How satisfied are you with condition of other dwellings in the neighborhood

		Frequency	Percent	Valid Percent	Cumulative Percent
Valid	1 completely dissatisfied	86	1.7	1.9	1.9
	2 dissatisfied	101	2.0	2.2	4.1
	3 somewhat dissatisfied	259	5.1	5.7	9.8
	4 neutral	487	9.5	10.7	20.4
	5 somewhat satisfied	734	14.4	16.1	36.5
	6 satisfied	1932	37.8	42.3	78.8
	7 completely satisfied	969	18.9	21.2	100.0
	Total	4568	89.3	100.0	
Missing	System	546	10.7		
Total		5114	100.0		

Q40E How satisfied are you with the friendliness of people living in your neighborhood

		Frequency	Percent	Valid Percent	Cumulative Percent
Valid	1 completely dissatisfied	74	1.4	1.6	1.6
	2 dissatisfied	94	1.8	2.1	3.7
	3 somewhat dissatisfied	212	4.1	4.6	8.3
	4 neutral	676	13.2	14.8	23.1
	5 somewhat satisfied	783	15.3	17.1	40.2
	6 satisfied	1852	36.2	40.5	80.8
	7 completely satisfied	878	17.2	19.2	100.0
	Total	4569	89.3	100.0	
Missing	System	545	10.7		
Total		5114	100.0		

Q40F How satisfied are you with the transportation services in your neighborhood

		Frequency	Percent	Valid Percent	Cumulative Percent
Valid	1 completely dissatisfied	251	4.9	5.6	5.6
	2 dissatisfied	185	3.6	4.1	9.7
	3 somewhat dissatisfied	307	6.0	6.8	16.5
	4 neutral	1418	27.7	31.5	48.1
	5 somewhat satisfied	583	11.4	13.0	61.0
	6 satisfied	1270	24.8	28.3	89.3
	7 completely satisfied	481	9.4	10.7	100.0
	Total	4495	87.9	100.0	
Missing	System	619	12.1		
Total		5114	100.0		

Q40G How satisfied are you with the sense of community in your neighborhood

		Frequency	Percent	Valid Percent	Cumulative Percent
Valid	1 completely dissatisfied	111	2.2	2.4	2.4
	2 dissatisfied	160	3.1	3.5	6.0
	3 somewhat dissatisfied	358	7.0	7.9	13.8
	4 neutral	1155	22.6	25.4	39.2
	5 somewhat satisfied	795	15.5	17.5	56.7
	6 satisfied	1412	27.6	31.1	87.8
	7 completely satisfied	556	10.9	12.2	100.0
	Total	4547	88.9	100.0	
Missing	System	567	11.1		
Total		5114	100.0		

Q40H How satisfied are you with availability of retail services in your neighborhood

		Frequency	Percent	Valid Percent	Cumulative Percent
Valid	1 completely dissatisfied	111	2.2	2.4	2.4
	2 dissatisfied	155	3.0	3.4	5.8
	3 somewhat dissatisfied	277	5.4	6.1	11.9
	4 neutral	500	9.8	11.0	22.9
	5 somewhat satisfied	787	15.4	17.3	40.2
	6 satisfied	1841	36.0	40.4	80.6
	7 completely satisfied	882	17.2	19.4	100.0
	Total	4553	89.0	100.0	
Missing	System	561	11.0		
Total		5114	100.0		

Q40I How satisfied are you with length of time it takes to get to work

		Frequency	Percent	Valid Percent	Cumulative Percent
Valid	1 completely dissatisfied	158	3.1	3.5	3.5
	2 dissatisfied	205	4.0	4.5	8.0
	3 somewhat dissatisfied	351	6.9	7.7	15.7
	4 neutral	422	8.3	9.3	24.9
	5 somewhat satisfied	646	12.6	14.2	39.1
	6 satisfied	1692	33.1	37.1	76.2
	7 completely satisfied	1086	21.2	23.8	100.0
	Total	4560	89.2	100.0	
Missing	System	554	10.8		
Total		5114	100.0		

Q40J How satisfied are you with the recreational programs & facilities in your neighborhood

		Frequency	Percent	Valid Percent	Cumulative Percent
Valid	1 completely dissatisfied	137	2.7	3.0	3.0
	2 dissatisfied	171	3.3	3.8	6.8
	3 somewhat dissatisfied	326	6.4	7.2	13.9
	4 neutral	944	18.5	20.7	34.7
	5 somewhat satisfied	764	14.9	16.8	51.5
	6 satisfied	1551	30.3	34.1	85.6
	7 completely satisfied	657	12.8	14.4	100.0
	Total	4550	89.0	100.0	
Missing	System	564	11.0		
Total		5114	100.0		

Q40K How satisfied are you with availability of parking in your neighborhood

		Frequency	Percent	Valid Percent	Cumulative Percent
Valid	1 completely dissatisfied	224	4.4	4.9	4.9
	2 dissatisfied	201	3.9	4.4	9.3
	3 somewhat dissatisfied	379	7.4	8.3	17.6
	4 neutral	465	9.1	10.2	27.8
	5 somewhat satisfied	571	11.2	12.5	40.4
	6 satisfied	1718	33.6	37.7	78.1
	7 completely satisfied	1000	19.6	21.9	100.0
	Total	4558	89.1	100.0	
Missing	System	556	10.9		
Total		5114	100.0		

Q40L How satisfied are you with the Quality of schools in your neighborhood

		Frequency	Percent	Valid Percent	Cumulative Percent
Valid	1 completely dissatisfied	132	2.6	4.7	4.7
	2 dissatisfied	92	1.8	3.3	8.0
	3 somewhat dissatisfied	132	2.6	4.7	12.8
	4 neutral	578	11.3	20.7	33.5
	5 somewhat satisfied	337	6.6	12.1	45.5
	6 satisfied	942	18.4	33.8	79.3
	7 completely satisfied	578	11.3	20.7	100.0
	Total	2791	54.6	100.0	
Missing	99 not applicable	1787	34.9		
	System	536	10.5		
	Total	2323	45.4		
Total		5114	100.0		

Q41 Impact of neighborhood on ability to perform job

		Frequency	Percent	Valid Percent	Cumulative Percent
Valid	1 greatly decreases job performance	38	.7	.8	.8
	2 decreases job performance	173	3.4	3.7	4.5
	3 no effect on job performance	2728	53.3	58.8	63.4
	4 increases job performance	1284	25.1	27.7	91.1
	5 greatly increases job performance	415	8.1	8.9	100.0
	Total	4638	90.7	100.0	
Missing	System	476	9.3		
Total		5114	100.0		

Q42 Impact of neighborhood on desire to stay in the Navy

		Frequency	Percent	Valid Percent	Cumulative Percent
Valid	1 greatly decreases desire to stay	110	2.2	2.4	2.4
	2 decreases desire to stay	291	5.7	6.3	8.6
	3 No effect on desire to stay	3063	59.9	65.8	74.4
	4 increases desire to stay	855	16.7	18.4	92.8
	5 greatly increases desire to stay	335	6.6	7.2	100.0
	Total	4654	91.0	100.0	
Missing	System	460	9.0		
Total		5114	100.0		

Q43A How satisfied are you with the variety of leisure activities

		Frequency	Percent	Valid Percent	Cumulative Percent
Valid	1 completely dissatisfied	116	2.3	2.4	2.4
	2 dissatisfied	196	3.8	4.0	6.4
	3 somewhat dissatisfied	334	6.5	6.9	13.3
	4 neutral	1094	21.4	22.5	35.7
	5 somewhat satisfied	1041	20.4	21.4	57.1
	6 satisfied	1678	32.8	34.5	91.6
	7 completely satisfied	410	8.0	8.4	100.0
	Total	4869	95.2	100.0	
Missing	System	245	4.8		
Total		5114	100.0		

Q43B How satisfied are you with the cost of leisure activities

		Frequency	Percent	Valid Percent	Cumulative Percent
Valid	1 completely dissatisfied	107	2.1	2.2	2.2
	2 dissatisfied	175	3.4	3.6	5.8
	3 somewhat dissatisfied	377	7.4	7.8	13.6
	4 neutral	1137	22.2	23.4	37.0
	5 somewhat satisfied	1016	19.9	20.9	57.9
	6 satisfied	1644	32.1	33.8	91.7
	7 completely satisfied	403	7.9	8.3	100.0
	Total	4859	95.0	100.0	
Missing	System	255	5.0		
Total		5114	100.0		

Q43C How satisfied are you with facilities provided

		Frequency	Percent	Valid Percent	Cumulative Percent
Valid	1 completely dissatisfied	115	2.2	2.4	2.4
	2 dissatisfied	176	3.4	3.6	6.0
	3 somewhat dissatisfied	402	7.9	8.3	14.3
	4 neutral	1001	19.6	20.6	34.9
	5 somewhat satisfied	1088	21.3	22.4	57.3
	6 satisfied	1681	32.9	34.7	92.0
	7 completely satisfied	388	7.6	8.0	100.0
	Total	4851	94.9	100.0	
Missing	System	263	5.1		
Total		5114	100.0		

Q43D How satisfied are you with equipment provided for leisure activities

		Frequency	Percent	Valid Percent	Cumulative Percent
Valid	1 completely dissatisfied	101	2.0	2.1	2.1
	2 dissatisfied	161	3.1	3.3	5.4
	3 somewhat dissatisfied	366	7.2	7.6	13.0
	4 neutral	1074	21.0	22.2	35.2
	5 somewhat satisfied	1068	20.9	22.1	57.2
	6 satisfied	1686	33.0	34.8	92.0
	7 completely satisfied	386	7.5	8.0	100.0
	Total	4842	94.7	100.0	
Missing	System	272	5.3		
Total		5114	100.0		

Q43E How satisfied are you with the amount of leisure time you have

		Frequency	Percent	Valid Percent	Cumulative Percent
Valid	1 completely dissatisfied	440	8.6	9.1	9.1
	2 dissatisfied	596	11.7	12.3	21.4
	3 somewhat dissatisfied	876	17.1	18.1	39.5
	4 neutral	745	14.6	15.4	54.9
	5 somewhat satisfied	932	18.2	19.3	74.2
	6 satisfied	1008	19.7	20.8	95.0
	7 completely satisfied	240	4.7	5.0	100.0
	Total	4837	94.6	100.0	
Missing	System	277	5.4		
Total		5114	100.0		

Q43F How satisfied are you with Quality of leisure activities for your children

		Frequency	Percent	Valid Percent	Cumulative Percent
Valid	1 completely dissatisfied	99	1.9	4.0	4.0
	2 dissatisfied	127	2.5	5.2	9.2
	3 somewhat dissatisfied	220	4.3	8.9	18.1
	4 neutral	644	12.6	26.1	44.2
	5 somewhat satisfied	517	10.1	21.0	65.2
	6 satisfied	676	13.2	27.4	92.7
	7 completely satisfied	181	3.5	7.3	100.0
	Total	2464	48.2	100.0	
Missing	99 not applicable	2420	47.3		
	System	230	4.5		
	Total	2650	51.8		
Total		5114	100.0		

Q43G How satisfied are you with the availability of leisure activities for your children

		Frequency	Percent	Valid Percent	Cumulative Percent
Valid	1 completely dissatisfied	101	2.0	4.1	4.1
	2 dissatisfied	135	2.6	5.5	9.6
	3 somewhat dissatisfied	237	4.6	9.7	19.3
	4 neutral	624	12.2	25.5	44.8
	5 somewhat satisfied	510	10.0	20.8	65.6
	6 satisfied	660	12.9	26.9	92.5
	7 completely satisfied	184	3.6	7.5	100.0
	Total	2451	47.9	100.0	
Missing	99 not applicable	2438	47.7		
	System	225	4.4		
	Total	2663	52.1		
Total		5114	100.0		

Q43H How satisfied are you with the variety of leisure activities for your children

		Frequency	Percent	Valid Percent	Cumulative Percent
Valid	1 completely dissatisfied	99	1.9	4.1	4.1
	2 dissatisfied	142	2.8	5.8	9.9
	3 somewhat dissatisfied	245	4.8	10.0	19.9
	4 neutral	642	12.6	26.3	46.2
	5 somewhat satisfied	502	9.8	20.5	66.7
	6 satisfied	632	12.4	25.9	92.6
	7 completely satisfied	181	3.5	7.4	100.0
	Total	2443	47.8	100.0	
Missing	99 not applicable	2435	47.6		
	System	236	4.6		
	Total	2671	52.2		
Total		5114	100.0		

Q44 Impact of leisure and recreation activities on ability to perform job

		Frequency	Percent	Valid Percent	Cumulative Percent
Valid	1 greatly decreases job performance	28	.5	.6	.6
	2 decreases job performance	210	4.1	4.3	4.9
	3 no effect on job performance	2480	48.5	50.8	55.6
	4 increases job performance	1699	33.2	34.8	90.4
	5 greatly increases job performance	468	9.2	9.6	100.0
	Total	4885	95.5	100.0	
Missing	System	229	4.5		
Total		5114	100.0		

Q45 Impact of leisure and recreation activities on decision to stay in Navy or leave

		Frequency	Percent	Valid Percent	Cumulative Percent
Valid	1 greatly decreases desire to stay	88	1.7	1.8	1.8
	2 decreases desire to stay	280	5.5	5.7	7.5
	3 No effect on desire to stay	2832	55.4	58.0	65.6
	4 increases desire to stay	1321	25.8	27.1	92.6
	5 greatly increases desire to stay	359	7.0	7.4	100.0
	Total	4880	95.4	100.0	
Missing	System	234	4.6		
Total		5114	100.0		

Q46A Are your close friends fellow Sailors at this location

		Frequency	Percent	Valid Percent	Cumulative Percent
Valid	1 option selected	2646	51.7	51.7	51.7
	98 not selected	2468	48.3	48.3	100.0
Total		5114	100.0	100.0	

Q46B Are your close friends Sailors stationed at other locations

		Frequency	Percent	Valid Percent	Cumulative Percent
Valid	1 option selected	2184	42.7	42.7	42.7
	98 not selected	2930	57.3	57.3	100.0
Total		5114	100.0	100.0	

Q46C Are your close friends Civilians in this area

	Frequency	Percent	Valid Percent	Cumulative Percent
Valid 1 option selected	1825	35.7	35.7	35.7
98 not selected	3289	64.3	64.3	100.0
Total	5114	100.0	100.0	

Q46D Are your close friends civilians back home or elsewhere

	Frequency	Percent	Valid Percent	Cumulative Percent
Valid 1 option selected	2555	50.0	50.0	50.0
98 not selected	2559	50.0	50.0	100.0
Total	5114	100.0	100.0	

Q46E Members of other military services

	Frequency	Percent	Valid Percent	Cumulative Percent
Valid 1 option selected	827	16.2	16.2	16.2
98 not selected	4287	83.8	83.8	100.0
Total	5114	100.0	100.0	

Q46F Close friends—other

	Frequency	Percent	Valid Percent	Cumulative Percent
Valid 1 option selected	205	4.0	4.0	4.0
98 not selected	4909	96.0	96.0	100.0
Total	5114	100.0	100.0	

Q47A Amount of time you socialize with your close friends

	Frequency	Percent	Valid Percent	Cumulative Percent
Valid 1 completely dissatisfied	240	4.7	4.9	4.9
2 dissatisfied	470	9.2	9.6	14.5
3 somewhat dissatisfied	835	16.3	17.0	31.5
4 neutral	606	11.8	12.4	43.9
5 somewhat satisfied	1104	21.6	22.5	66.4
6 satisfied	1373	26.8	28.0	94.4
7 completely satisfied	272	5.3	5.6	100.0
Total	4900	95.8	100.0	
Missing System	214	4.2		
Total	5114	100.0		

Q47B The support and encouragement received from your close friends

	Frequency	Percent	Valid Percent	Cumulative Percent
Valid 1 completely dissatisfied	38	.7	.8	.8
2 dissatisfied	55	1.1	1.1	1.9
3 somewhat dissatisfied	133	2.6	2.7	4.6
4 neutral	625	12.2	12.8	17.4
5 somewhat satisfied	853	16.7	17.4	34.9
6 satisfied	2244	43.9	45.9	80.8
7 completely satisfied	941	18.4	19.2	100.0
Total	4889	95.6	100.0	
Missing System	225	4.4		
Total	5114	100.0		

Q47C The opportunities you have to make new friends

		Frequency	Percent	Valid Percent	Cumulative Percent
Valid	1 completely dissatisfied	146	2.9	3.0	3.0
	2 dissatisfied	229	4.5	4.7	7.7
	3 somewhat dissatisfied	468	9.2	9.6	17.2
	4 neutral	755	14.8	15.4	32.7
	5 somewhat satisfied	961	18.8	19.7	52.4
	6 satisfied	1848	36.1	37.8	90.2
	7 completely satisfied	481	9.4	9.8	100.0
	Total	4888	95.6	100.0	
Missing	System	226	4.4		
Total		5114	100.0		

Q47D Your ability to maintain your close friendships

		Frequency	Percent	Valid Percent	Cumulative Percent
Valid	1 completely dissatisfied	211	4.1	4.3	4.3
	2 dissatisfied	346	6.8	7.1	11.4
	3 somewhat dissatisfied	815	15.9	16.7	28.1
	4 neutral	684	13.4	14.0	42.1
	5 somewhat satisfied	985	19.3	20.2	62.3
	6 satisfied	1440	28.2	29.5	91.8
	7 completely satisfied	402	7.9	8.2	100.0
	Total	4883	95.5	100.0	
Missing	System	231	4.5		
Total		5114	100.0		

Q48 Impact of friendships on ability to perform job

		Frequency	Percent	Valid Percent	Cumulative Percent
Valid	1 greatly decreases job performance	23	.4	.5	.5
	2 decreases job performance	164	3.2	3.3	3.8
	3 no effect on job performance	2255	44.1	46.0	49.9
	4 increases job performance	1877	36.7	38.3	88.2
	5 greatly increases job performance	579	11.3	11.8	100.0
	Total	4898	95.8	100.0	
Missing	System	216	4.2		
Total		5114	100.0		

Q49 Impact of friendships on desire to stay in the Navy

		Frequency	Percent	Valid Percent	Cumulative Percent
Valid	1 greatly decreases desire to stay	155	3.0	3.2	3.2
	2 decreases desire to stay	492	9.6	10.1	13.2
	3 No effect on desire to stay	2728	53.3	55.7	68.9
	4 increases desire to stay	1147	22.4	23.4	92.4
	5 greatly increases desire to stay	373	7.3	7.6	100.0
	Total	4895	95.7	100.0	
Missing	System	219	4.3		
Total		5114	100.0		

Q50 Do you have any living relatives

		Frequency	Percent	Valid Percent	Cumulative Percent
Valid	1 yes	4692	91.7	95.8	95.8
	2 no	207	4.0	4.2	100.0
	Total	4899	95.8	100.0	
Missing	System	215	4.2		
Total		5114	100.0		

Q51A How satisfied are you with the amount of time you spend with parents

		Frequency	Percent	Valid Percent	Cumulative Percent
Valid	1 completely dissatisfied	731	14.3	15.6	15.6
	2 dissatisfied	931	18.2	19.9	35.5
	3 somewhat dissatisfied	850	16.6	18.1	53.6
	4 neutral	367	7.2	7.8	61.4
	5 somewhat satisfied	652	12.7	13.9	75.3
	6 satisfied	714	14.0	15.2	90.6
	7 completely satisfied	206	4.0	4.4	95.0
	99 not applicable	236	4.6	5.0	100.0
	Total	4687	91.7	100.0	
	Missing	97 skip ignored	15	.3	
System		412	8.1		
Total		427	8.3		
Total		5114	100.0		

Q51B How satisfied are you with the amount of time you spend with grandparents

		Frequency	Percent	Valid Percent	Cumulative Percent
Valid	1 completely dissatisfied	553	10.8	11.9	11.9
	2 dissatisfied	535	10.5	11.5	23.3
	3 somewhat dissatisfied	516	10.1	11.1	34.4
	4 neutral	359	7.0	7.7	42.1
	5 somewhat satisfied	300	5.9	6.4	48.5
	6 satisfied	322	6.3	6.9	55.4
	7 completely satisfied	83	1.6	1.8	57.2
	99 not applicable	1995	39.0	42.8	100.0
	Total	4663	91.2	100.0	
	Missing	97 skip ignored	15	.3	
System		436	8.5		
Total		451	8.8		
Total		5114	100.0		

Q51C How satisfied are you with the amount of time you spend with brothers and sisters

		Frequency	Percent	Valid Percent	Cumulative Percent
Valid	1 completely dissatisfied	755	14.8	16.1	16.1
	2 dissatisfied	942	18.4	20.1	36.2
	3 somewhat dissatisfied	914	17.9	19.5	55.7
	4 neutral	437	8.5	9.3	65.1
	5 somewhat satisfied	613	12.0	13.1	78.2
	6 satisfied	624	12.2	13.3	91.5
	7 completely satisfied	159	3.1	3.4	94.9
	99 not applicable	240	4.7	5.1	100.0
	Total	4684	91.6	100.0	
	Missing	97 skip ignored	15	.3	
System		415	8.1		
Total		430	8.4		
Total		5114	100.0		

Q51D How satisfied are you with the amount of time you spend with in-laws

		Frequency	Percent	Valid Percent	Cumulative Percent
Valid	1 completely dissatisfied	341	6.7	7.3	7.3
	2 dissatisfied	412	8.1	8.8	16.1
	3 somewhat dissatisfied	479	9.4	10.3	26.4
	4 neutral	541	10.6	11.6	38.0
	5 somewhat satisfied	443	8.7	9.5	47.5
	6 satisfied	635	12.4	13.6	61.0
	7 completely satisfied	205	4.0	4.4	65.4
	99 not applicable	1614	31.6	34.6	100.0
	Total	4670	91.3	100.0	
Missing	97 skip ignored	15	.3		
	System	429	8.4		
	Total	444	8.7		
Total		5114	100.0		

Q51E How satisfied are you with the amount of time you spend with other close relatives

		Frequency	Percent	Valid Percent	Cumulative Percent
Valid	1 completely dissatisfied	629	12.3	13.5	13.5
	2 dissatisfied	738	14.4	15.9	29.4
	3 somewhat dissatisfied	771	15.1	16.6	45.9
	4 neutral	692	13.5	14.9	60.8
	5 somewhat satisfied	562	11.0	12.1	72.9
	6 satisfied	558	10.9	12.0	84.9
	7 completely satisfied	123	2.4	2.6	87.5
	99 not applicable	580	11.3	12.5	100.0
	Total	4653	91.0	100.0	
Missing	97 skip ignored	15	.3		
	System	446	8.7		
	Total	461	9.0		
Total		5114	100.0		

Q52A How satisfied are you with the amount of contact you have with your relatives

		Frequency	Percent	Valid Percent	Cumulative Percent
Valid	1 completely dissatisfied	202	3.9	4.3	4.3
	2 dissatisfied	534	10.4	11.4	15.8
	3 somewhat dissatisfied	907	17.7	19.4	35.2
	4 neutral	452	8.8	9.7	44.9
	5 somewhat satisfied	1005	19.7	21.5	66.4
	6 satisfied	1255	24.5	26.9	93.3
	7 completely satisfied	313	6.1	6.7	100.0
	Total	4668	91.3	100.0	
Missing	97 skip ignored	14	.3		
	System	432	8.4		
	Total	446	8.7		
Total		5114	100.0		

Q52B How satisfied are you with how well you and your relatives get along

		Frequency	Percent	Valid Percent	Cumulative Percent
Valid	1 completely dissatisfied	39	.8	.8	.8
	2 dissatisfied	75	1.5	1.6	2.4
	3 somewhat dissatisfied	150	2.9	3.2	5.7
	4 neutral	428	8.4	9.2	14.8
	5 somewhat satisfied	626	12.2	13.4	28.2
	6 satisfied	2015	39.4	43.2	71.4
	7 completely satisfied	1335	26.1	28.6	100.0
	Total	4668	91.3	100.0	
Missing	97 skip ignored	16	.3		
	System	430	8.4		
	Total	446	8.7		
Total		5114	100.0		

Q52C How satisfied are you with their support of your military career

		Frequency	Percent	Valid Percent	Cumulative Percent
Valid	1 completely dissatisfied	31	.6	.7	.7
	2 dissatisfied	51	1.0	1.1	1.8
	3 somewhat dissatisfied	103	2.0	2.2	4.0
	4 neutral	414	8.1	8.9	12.9
	5 somewhat satisfied	430	8.4	9.2	22.1
	6 satisfied	1902	37.2	40.8	62.9
	7 completely satisfied	1729	33.8	37.1	100.0
	Total	4660	91.1	100.0	
Missing	97 skip ignored	15	.3		
	System	439	8.6		
	Total	454	8.9		
Total		5114	100.0		

Q52D How satisfied are you with your relatives respect for your independence

		Frequency	Percent	Valid Percent	Cumulative Percent
Valid	1 completely dissatisfied	22	.4	.5	.5
	2 dissatisfied	44	.9	.9	1.4
	3 somewhat dissatisfied	80	1.6	1.7	3.1
	4 neutral	381	7.5	8.2	11.3
	5 somewhat satisfied	378	7.4	8.1	19.4
	6 satisfied	1988	38.9	42.6	62.0
	7 completely satisfied	1770	34.6	38.0	100.0
	Total	4663	91.2	100.0	
Missing	97 skip ignored	14	.3		
	System	437	8.5		
	Total	451	8.8		
Total		5114	100.0		

Q52E How satisfied are you with the ease with which you can visit your relatives

		Frequency	Percent	Valid Percent	Cumulative Percent
Valid	1 completely dissatisfied	588	11.5	12.6	12.6
	2 dissatisfied	790	15.4	17.0	29.6
	3 somewhat dissatisfied	888	17.4	19.1	48.6
	4 neutral	432	8.4	9.3	57.9
	5 somewhat satisfied	625	12.2	13.4	71.3
	6 satisfied	833	16.3	17.9	89.2
	7 completely satisfied	502	9.8	10.8	100.0
	Total	4658	91.1	100.0	
Missing	97 skip ignored	14	.3		
	System	442	8.6		
	Total	456	8.9		
Total		5114	100.0		

Q53 Impact of relationship with relatives on ability to perform job

		Frequency	Percent	Valid Percent	Cumulative Percent
Valid	1 greatly decreases job performance	40	.8	.9	.9
	2 decreases job performance	314	6.1	6.7	7.6
	3 no effect on job performance	2599	50.8	55.7	63.3
	4 increases job performance	1275	24.9	27.3	90.7
	5 greatly increases job performance	436	8.5	9.3	100.0
	Total	4664	91.2	100.0	
Missing	97 skip ignored	14	.3		
	System	436	8.5		
	Total	450	8.8		
Total		5114	100.0		

Q54 Impact of relationship with relatives on desire to stay in the Navy

		Frequency	Percent	Valid Percent	Cumulative Percent
Valid	1 greatly decreases desire to stay	308	6.0	6.6	6.6
	2 decreases desire to stay	849	16.6	18.2	24.8
	3 No effect on desire to stay	2428	47.5	52.1	76.9
	4 increases desire to stay	796	15.6	17.1	94.0
	5 greatly increases desire to stay	282	5.5	6.0	100.0
	Total	4663	91.2	100.0	
Missing	97 skip ignored	14	.3		
	System	437	8.5		
	Total	451	8.8		
Total		5114	100.0		

Q55 At this time are you married, seriously involved, or not seriously involved

		Frequency	Percent	Valid Percent	Cumulative Percent
Valid	1 married	2911	56.9	59.6	59.6
	2 involved in serious intimate relationship, but not married	837	16.4	17.1	76.7
	3 not seriously involved with anyone	1138	22.3	23.3	100.0
	Total	4886	95.5	100.0	
Missing	System	228	4.5		
Total		5114	100.0		

Q56A Marriage-Intimate Relation: Satisfaction with love and understanding

		Frequency	Percent	Valid Percent	Cumulative Percent
Valid	1 completely dissatisfied	72	1.4	1.9	1.9
	2 dissatisfied	92	1.8	2.5	4.4
	3 somewhat dissatisfied	126	2.5	3.4	7.8
	4 neutral	139	2.7	3.8	11.6
	5 somewhat satisfied	379	7.4	10.2	21.8
	6 satisfied	1124	22.0	30.3	52.1
	7 completely satisfied	1774	34.7	47.9	100.0
	Total	3706	72.5	100.0	
Missing	97 skip ignored	8	.2		
	System	1400	27.4		
	Total	1408	27.5		
Total		5114	100.0		

Q56B Marriage-Intimate Relation: Satisfaction with communication

		Frequency	Percent	Valid Percent	Cumulative Percent
Valid	1 completely dissatisfied	82	1.6	2.2	2.2
	2 dissatisfied	94	1.8	2.5	4.8
	3 somewhat dissatisfied	197	3.9	5.3	10.1
	4 neutral	154	3.0	4.2	14.2
	5 somewhat satisfied	474	9.3	12.8	27.1
	6 satisfied	1240	24.2	33.5	60.6
	7 completely satisfied	1459	28.5	39.4	100.0
	Total	3700	72.4	100.0	
Missing	97 skip ignored	7	.1		
	System	1407	27.5		
	Total	1414	27.6		
Total		5114	100.0		

Q56C Marriage-Intimate Relation: Satisfaction with the way conflicts are resolved

		Frequency	Percent	Valid Percent	Cumulative Percent
Valid	1 completely dissatisfied	84	1.6	2.3	2.3
	2 dissatisfied	97	1.9	2.6	4.9
	3 somewhat dissatisfied	232	4.5	6.3	11.2
	4 neutral	206	4.0	5.6	16.8
	5 somewhat satisfied	523	10.2	14.2	30.9
	6 satisfied	1219	23.8	33.0	63.9
	7 completely satisfied	1332	26.0	36.1	100.0
	Total	3693	72.2	100.0	
Missing	97 skip ignored	7	.1		
	System	1414	27.6		
	Total	1421	27.8		
Total		5114	100.0		

Q56D Marriage-Intimate Relation: Satisfaction with partners support of your military career

		Frequency	Percent	Valid Percent	Cumulative Percent
Valid	1 completely dissatisfied	86	1.7	2.3	2.3
	2 dissatisfied	88	1.7	2.4	4.7
	3 somewhat dissatisfied	109	2.1	2.9	7.6
	4 neutral	210	4.1	5.7	13.3
	5 somewhat satisfied	351	6.9	9.5	22.8
	6 satisfied	1063	20.8	28.7	51.5
	7 completely satisfied	1796	35.1	48.5	100.0
	Total	3703	72.4	100.0	
Missing	97 skip ignored	7	.1		
	System	1404	27.5		
	Total	1411	27.6		
Total		5114	100.0		

Q56E Marriage-Intimate Relation: Satisfaction with compatibility of interests

		Frequency	Percent	Valid Percent	Cumulative Percent
Valid	1 completely dissatisfied	66	1.3	1.8	1.8
	2 dissatisfied	73	1.4	2.0	3.8
	3 somewhat dissatisfied	153	3.0	4.1	7.9
	4 neutral	186	3.6	5.0	12.9
	5 somewhat satisfied	418	8.2	11.3	24.3
	6 satisfied	1252	24.5	33.9	58.2
	7 completely satisfied	1544	30.2	41.8	100.0
	Total	3692	72.2	100.0	
Missing	97 skip ignored	7	.1		
	System	1415	27.7		
	Total	1422	27.8		
Total		5114	100.0		

Q56F Marriage-Intimate Relation: Satisfaction with level of respect

		Frequency	Percent	Valid Percent	Cumulative Percent
Valid	1 completely dissatisfied	63	1.2	1.7	1.7
	2 dissatisfied	55	1.1	1.5	3.2
	3 somewhat dissatisfied	108	2.1	2.9	6.1
	4 neutral	155	3.0	4.2	10.3
	5 somewhat satisfied	303	5.9	8.2	18.5
	6 satisfied	1148	22.4	31.0	49.5
	7 completely satisfied	1867	36.5	50.5	100.0
	Total	3699	72.3	100.0	
Missing	97 skip ignored	7	.1		
	System	1408	27.5		
	Total	1415	27.7		
Total		5114	100.0		

Q56G Marriage-Intimate Relation: Satisfaction with physical aspect

		Frequency	Percent	Valid Percent	Cumulative Percent
Valid	1 completely dissatisfied	103	2.0	2.8	2.8
	2 dissatisfied	91	1.8	2.5	5.3
	3 somewhat dissatisfied	179	3.5	4.8	10.1
	4 neutral	194	3.8	5.3	15.4
	5 somewhat satisfied	358	7.0	9.7	25.0
	6 satisfied	1089	21.3	29.5	54.5
	7 completely satisfied	1639	32.0	44.4	98.9
	99 not applicable	40	.8	1.1	100.0
	Total	3693	72.2	100.0	
Missing	97 skip ignored	9	.2		
	System	1412	27.6		
	Total	1421	27.8		
Total		5114	100.0		

Q56H Marriage-Intimate Relation: Satisfaction with impact of time away from home

		Frequency	Percent	Valid Percent	Cumulative Percent
Valid	1 completely dissatisfied	687	13.4	18.6	18.6
	2 dissatisfied	509	10.0	13.8	32.4
	3 somewhat dissatisfied	575	11.2	15.6	47.9
	4 neutral	567	11.1	15.3	63.3
	5 somewhat satisfied	428	8.4	11.6	74.9
	6 satisfied	612	12.0	16.6	91.4
	7 completely satisfied	317	6.2	8.6	100.0
	Total	3695	72.3	100.0	
Missing	97 skip ignored	7	.1		
	System	1412	27.6		
	Total	1419	27.7		
Total		5114	100.0		

Q57 Impact of Marriage-Intimate Relation on ability to perform your job

		Frequency	Percent	Valid Percent	Cumulative Percent
Valid	1 greatly decreases job performance	72	1.4	1.9	1.9
	2 decreases job performance	347	6.8	9.3	11.3
	3 no effect on job performance	1025	20.0	27.6	38.8
	4 increases job performance	1213	23.7	32.6	71.5
	5 greatly increases job performance	1060	20.7	28.5	100.0
	Total	3717	72.7	100.0	
Missing	97 skip ignored	22	.4		
	System	1375	26.9		
	Total	1397	27.3		
Total		5114	100.0		

Q58 Marriage-Intimate Relation on desire to stay in the Navy

		Frequency	Percent	Valid Percent	Cumulative Percent
Valid	1 greatly decreases desire to stay	498	9.7	13.4	13.4
	2 decreases desire to stay	784	15.3	21.1	34.5
	3 No effect on desire to stay	1042	20.4	28.0	62.5
	4 increases desire to stay	749	14.6	20.1	82.6
	5 greatly increases desire to stay	646	12.6	17.4	100.0
	Total	3719	72.7	100.0	
Missing	97 skip ignored	21	.4		
	System	1374	26.9		
	Total	1395	27.3		
Total		5114	100.0		

Q59 Are there children under the age of 21 living in your household

		Frequency	Percent	Valid Percent	Cumulative Percent
Valid	1 yes	2322	45.4	47.9	47.9
	2 no	2530	49.5	52.1	100.0
	Total	4852	94.9	100.0	
Missing	System	262	5.1		
Total		5114	100.0		

Q60A How many children in each of the following age groups live in your household: Under 1 year

		Frequency	Percent	Valid Percent	Cumulative Percent
Valid	1 1 child	358	7.0	97.0	97.0
	2 2 children	8	.2	2.2	99.2
	3 3 or more children	3	.1	.8	100.0
	Total	369	7.2	100.0	
Missing	97 skip ignored	1	.0		
	System	4744	92.8		
	Total	4745	92.8		
Total		5114	100.0		

Q60B How many children in each of the following age groups live in your household: 1 to 4 years 11 months

		Frequency	Percent	Valid Percent	Cumulative Percent
Valid	1 1 child	735	14.4	81.1	81.1
	2 2 children	156	3.1	17.2	98.3
	3 3 or more children	15	.3	1.7	100.0
	Total	906	17.7	100.0	
Missing	System	4208	82.3		
Total		5114	100.0		

Q60C How many children in each of the following age groups live in your household: 5 to 11 years 11 months

		Frequency	Percent	Valid Percent	Cumulative Percent
Valid	1 1 child	750	14.7	62.9	62.9
	2 2 children	382	7.5	32.0	95.0
	3 3 or more children	60	1.2	5.0	100.0
	Total	1192	23.3	100.0	
Missing	97 skip ignored	1	.0		
	System	3921	76.7		
	Total	3922	76.7		
Total		5114	100.0		

Q60D How many children in each of the following age groups live in your household: 12 to 14 years 11 months

		Frequency	Percent	Valid Percent	Cumulative Percent
Valid	1 1 child	458	9.0	82.1	82.1
	2 2 children	89	1.7	15.9	98.0
	3 3 or more children	11	.2	2.0	100.0
	Total	558	10.9	100.0	
Missing	97 skip ignored	1	.0		
	System	4555	89.1		
	Total	4556	89.1		
Total		5114	100.0		

Q60E How many children in each of the following age groups live in your household: 15 to 18 years 11 months

		Frequency	Percent	Valid Percent	Cumulative Percent
Valid	1 1 child	330	6.5	76.6	76.6
	2 2 children	87	1.7	20.2	96.8
	3 3 or more children	14	.3	3.2	100.0
	Total	431	8.4	100.0	
Missing	System	4683	91.6		
Total		5114	100.0		

Q60F How many children in each of the following age household: 19 years to 20 years 11 months

		Frequency	Percent	Valid Percent	Cumulative Percent
Valid	1 1 child	98	1.9	84.5	84.5
	2 2 children	13	.3	11.2	95.7
	3 3 or more children	5	.1	4.3	100.0
	Total	116	2.3	100.0	
Missing	97 skip ignored	1	.0		
	System	4997	97.7		
	Total	4998	97.7		
Total		5114	100.0		

Q61A Relation with Children: Satisfaction with amount of time with them

		Frequency	Percent	Valid Percent	Cumulative Percent
Valid	1 completely dissatisfied	282	5.5	12.2	12.2
	2 dissatisfied	353	6.9	15.3	27.5
	3 somewhat dissatisfied	506	9.9	21.9	49.5
	4 neutral	79	1.5	3.4	52.9
	5 somewhat satisfied	433	8.5	18.8	71.7
	6 satisfied	499	9.8	21.6	93.3
	7 completely satisfied	154	3.0	6.7	100.0
	Total	2306	45.1	100.0	
Missing	97 skip ignored	6	.1		
	System	2802	54.8		
	Total	2808	54.9		
Total		5114	100.0		

Q61B Relation with Children: Satisfaction with Quality of time spent with them

		Frequency	Percent	Valid Percent	Cumulative Percent
Valid	1 completely dissatisfied	121	2.4	5.3	5.3
	2 dissatisfied	159	3.1	6.9	12.2
	3 somewhat dissatisfied	252	4.9	10.9	23.1
	4 neutral	91	1.8	4.0	27.1
	5 somewhat satisfied	494	9.7	21.5	48.5
	6 satisfied	818	16.0	35.5	84.0
	7 completely satisfied	368	7.2	16.0	100.0
	Total	2303	45.0	100.0	
Missing	97 skip ignored	6	.1		
	System	2805	54.8		
	Total	2811	55.0		
Total		5114	100.0		

Q61C Relation with Children: Satisfaction with love and understanding between you and your children

		Frequency	Percent	Valid Percent	Cumulative Percent
Valid	1 completely dissatisfied	23	.4	1.0	1.0
	2 dissatisfied	28	.5	1.2	2.2
	3 somewhat dissatisfied	49	1.0	2.1	4.3
	4 neutral	94	1.8	4.1	8.4
	5 somewhat satisfied	285	5.6	12.4	20.8
	6 satisfied	880	17.2	38.3	59.1
	7 completely satisfied	940	18.4	40.9	100.0
	Total	2299	45.0	100.0	
Missing	97 skip ignored	6	.1		
	System	2809	54.9		
	Total	2815	55.0		
Total		5114	100.0		

Q61D Relation with Children: Satisfaction with impact of your time away from home

		Frequency	Percent	Valid Percent	Cumulative Percent
Valid	1 completely dissatisfied	393	7.7	17.1	17.1
	2 dissatisfied	393	7.7	17.1	34.1
	3 somewhat dissatisfied	476	9.3	20.7	54.8
	4 neutral	295	5.8	12.8	67.6
	5 somewhat satisfied	249	4.9	10.8	78.4
	6 satisfied	379	7.4	16.4	94.8
	7 completely satisfied	119	2.3	5.2	100.0
	Total	2304	45.1	100.0	
Missing	97 skip ignored	6	.1		
	System	2804	54.8		
	Total	2810	54.9		
Total		5114	100.0		

Q61E Relation with Children: Satisfaction with the care and attention they receive while you are at work

		Frequency	Percent	Valid Percent	Cumulative Percent
Valid	1 completely dissatisfied	28	.5	1.2	1.2
	2 dissatisfied	41	.8	1.8	3.0
	3 somewhat dissatisfied	110	2.2	4.8	7.8
	4 neutral	152	3.0	6.6	14.4
	5 somewhat satisfied	294	5.7	12.8	27.1
	6 satisfied	967	18.9	42.0	69.1
	7 completely satisfied	711	13.9	30.9	100.0
	Total	2303	45.0	100.0	
Missing	97 skip ignored	4	.1		
	System	2807	54.9		
	Total	2811	55.0		
Total		5114	100.0		

Q61F Relation with Children: Satisfaction with the educational value of your childrens activities

		Frequency	Percent	Valid Percent	Cumulative Percent
Valid	1 completely dissatisfied	30	.6	1.3	1.3
	2 dissatisfied	35	.7	1.5	2.8
	3 somewhat dissatisfied	104	2.0	4.5	7.4
	4 neutral	172	3.4	7.5	14.9
	5 somewhat satisfied	379	7.4	16.5	31.4
	6 satisfied	1033	20.2	45.0	76.4
	7 completely satisfied	543	10.6	23.6	100.0
	Total	2296	44.9	100.0	
Missing	97 skip ignored	4	.1		
	System	2814	55.0		
	Total	2818	55.1		
Total		5114	100.0		

Q61G Relation with Children: Satisfaction with the level of respect between you and your children

		Frequency	Percent	Valid Percent	Cumulative Percent
Valid	1 completely dissatisfied	20	.4	.9	.9
	2 dissatisfied	21	.4	.9	1.8
	3 somewhat dissatisfied	47	.9	2.1	3.8
	4 neutral	96	1.9	4.2	8.0
	5 somewhat satisfied	225	4.4	9.8	17.9
	6 satisfied	979	19.1	42.7	60.6
	7 completely satisfied	903	17.7	39.4	100.0
	Total	2291	44.8	100.0	
Missing	97 skip ignored	5	.1		
	System	2818	55.1		
	Total	2823	55.2		
Total		5114	100.0		

Q61H Relation with Children: Satisfaction with the way conflicts are resolved with your children

		Frequency	Percent	Valid Percent	Cumulative Percent
Valid	1 completely dissatisfied	22	.4	1.0	1.0
	2 dissatisfied	28	.5	1.2	2.2
	3 somewhat dissatisfied	89	1.7	3.9	6.1
	4 neutral	151	3.0	6.6	12.7
	5 somewhat satisfied	319	6.2	14.0	26.7
	6 satisfied	1007	19.7	44.1	70.7
	7 completely satisfied	669	13.1	29.3	100.0
	Total	2285	44.7	100.0	
Missing	97 skip ignored	5	.1		
	System	2824	55.2		
	Total	2829	55.3		
Total		5114	100.0		

Q61I Relation with Children: Satisfaction with how well your children act when you tell them to do something

		Frequency	Percent	Valid Percent	Cumulative Percent
Valid	1 completely dissatisfied	27	.5	1.2	1.2
	2 dissatisfied	41	.8	1.8	3.0
	3 somewhat dissatisfied	114	2.2	5.0	8.0
	4 neutral	156	3.1	6.8	14.8
	5 somewhat satisfied	418	8.2	18.3	33.1
	6 satisfied	946	18.5	41.4	74.4
	7 completely satisfied	585	11.4	25.6	100.0
	Total	2287	44.7	100.0	
Missing	97 skip ignored	4	.1		
	System	2823	55.2		
	Total	2827	55.3		
Total		5114	100.0		

Q62 Impact of relationship with your children on ability to perform your job

		Frequency	Percent	Valid Percent	Cumulative Percent
Valid	1 greatly decreases job performance	35	.7	1.5	1.5
	2 decreases job performance	185	3.6	8.0	9.5
	3 no effect on job performance	802	15.7	34.8	44.3
	4 increases job performance	781	15.3	33.9	78.2
	5 greatly increases job performance	503	9.8	21.8	100.0
	Total	2306	45.1	100.0	
Missing	97 skip ignored	10	.2		
	System	2798	54.7		
	Total	2808	54.9		
Total		5114	100.0		

Q63 Impact of relationship with your children on decision to stay in the Navy or leave

		Frequency	Percent	Valid Percent	Cumulative Percent
Valid	1 greatly decreases desire to stay	296	5.8	12.9	12.9
	2 decreases desire to stay	505	9.9	22.0	34.8
	3 No effect on desire to stay	672	13.1	29.2	64.0
	4 increases desire to stay	451	8.8	19.6	83.7
	5 greatly increases desire to stay	376	7.4	16.3	100.0
	Total	2300	45.0	100.0	
Missing	97 skip ignored	11	.2		
	System	2803	54.8		
	Total	2814	55.0		
Total		5114	100.0		

Q64 What is the highest level of education you received while in the Navy?

		Frequency	Percent	Valid Percent	Cumulative Percent
Valid	1 none	1054	20.6	21.8	21.8
	2 alternate degree-GED-homestudy-adult-school certification	37	.7	.8	22.5
	3 completed vocational training	66	1.3	1.4	23.9
	4 high school diploma-graduate	240	4.7	5.0	28.9
	5 some college, no degree	1244	24.3	25.7	54.6
	6 Associates degree or other 2-year degree	314	6.1	6.5	61.1
	7 Bachelors degree	551	10.8	11.4	72.5
	8 some graduate school courses	281	5.5	5.8	78.3
	9 Masters degree	895	17.5	18.5	96.8
	10 doctoral-professional degree	157	3.1	3.2	100.0
	Total	4839	94.6	100.0	
Missing	System	275	5.4		
Total		5114	100.0		

Q65A Agree or disagree: I have access to adequate military technical training

		Frequency	Percent	Valid Percent	Cumulative Percent
Valid	1 completely disagree	139	2.7	2.9	2.9
	2 disagree	289	5.7	5.9	8.8
	3 somewhat disagree	425	8.3	8.7	17.5
	4 neutral	591	11.6	12.1	29.6
	5 somewhat agree	1063	20.8	21.8	51.4
	6 agree	1824	35.7	37.4	88.9
	7 completely agree	543	10.6	11.1	100.0
	Total	4874	95.3	100.0	
Missing	System	240	4.7		
Total		5114	100.0		

Q65B Agree or disagree: I have access to adequate general military training-education

		Frequency	Percent	Valid Percent	Cumulative Percent
Valid	1 completely disagree	94	1.8	1.9	1.9
	2 disagree	159	3.1	3.3	5.2
	3 somewhat disagree	284	5.6	5.8	11.0
	4 neutral	581	11.4	11.9	23.0
	5 somewhat agree	1126	22.0	23.1	46.1
	6 agree	2025	39.6	41.6	87.7
	7 completely agree	601	11.8	12.3	100.0
	Total	4870	95.2	100.0	
Missing	System	244	4.8		
Total		5114	100.0		

Q65C Agree or disagree: I have access to training opportunities to upgrade my military skills and Qualifications

		Frequency	Percent	Valid Percent	Cumulative Percent
Valid	1 completely disagree	159	3.1	3.3	3.3
	2 disagree	281	5.5	5.8	9.0
	3 somewhat disagree	504	9.9	10.3	19.4
	4 neutral	543	10.6	11.1	30.5
	5 somewhat agree	1097	21.5	22.5	53.0
	6 agree	1746	34.1	35.8	88.9
	7 completely agree	543	10.6	11.1	100.0
	Total	4873	95.3	100.0	
Missing	System	241	4.7		
Total		5114	100.0		

Q65D Agree or disagree: I am satisfied with amount of time I am given to upgrade my skills

		Frequency	Percent	Valid Percent	Cumulative Percent
Valid	1 completely disagree	281	5.5	5.8	5.8
	2 disagree	455	8.9	9.3	15.1
	3 somewhat disagree	815	15.9	16.7	31.8
	4 neutral	729	14.3	15.0	46.8
	5 somewhat agree	911	17.8	18.7	65.5
	6 agree	1311	25.6	26.9	92.4
	7 completely agree	368	7.2	7.6	100.0
	Total	4870	95.2	100.0	
Missing	System	244	4.8		
Total		5114	100.0		

Q65E Agree or disagree: Navy training-education has prepared me well for my current job

		Frequency	Percent	Valid Percent	Cumulative Percent
Valid	1 completely disagree	222	4.3	4.6	4.6
	2 disagree	316	6.2	6.5	11.1
	3 somewhat disagree	519	10.1	10.7	21.7
	4 neutral	647	12.7	13.3	35.0
	5 somewhat agree	1105	21.6	22.7	57.7
	6 agree	1536	30.0	31.6	89.3
	7 completely agree	522	10.2	10.7	100.0
	Total	4867	95.2	100.0	
Missing	System	247	4.8		
Total		5114	100.0		

Q65F Agree or disagree: Navy training-education has prepared the members of my workgroup or squadron to do their jobs

		Frequency	Percent	Valid Percent	Cumulative Percent
Valid	1 completely disagree	176	3.4	3.6	3.6
	2 disagree	264	5.2	5.4	9.1
	3 somewhat disagree	506	9.9	10.4	19.5
	4 neutral	841	16.4	17.3	36.8
	5 somewhat agree	1186	23.2	24.4	61.3
	6 agree	1483	29.0	30.6	91.9
	7 completely agree	395	7.7	8.1	100.0
	Total	4851	94.9	100.0	
Missing	System	263	5.1		
Total		5114	100.0		

Q66A How satisfied are you with the progress you have made with your ability to get along with others

		Frequency	Percent	Valid Percent	Cumulative Percent
Valid	1 completely dissatisfied	30	.6	.6	.6
	2 dissatisfied	44	.9	.9	1.5
	3 somewhat dissatisfied	101	2.0	2.1	3.6
	4 neutral	266	5.2	5.5	9.1
	5 somewhat satisfied	611	11.9	12.6	21.6
	6 satisfied	2496	48.8	51.3	73.0
	7 completely satisfied	1315	25.7	27.0	100.0
Total		4863	95.1	100.0	
Missing	System	251	4.9		
Total		5114	100.0		

Q66B How satisfied are you with the progress you have made with your ability to solve problems

		Frequency	Percent	Valid Percent	Cumulative Percent
Valid	1 completely dissatisfied	14	.3	.3	.3
	2 dissatisfied	22	.4	.5	.7
	3 somewhat dissatisfied	79	1.5	1.6	2.4
	4 neutral	198	3.9	4.1	6.4
	5 somewhat satisfied	567	11.1	11.7	18.1
	6 satisfied	2613	51.1	53.8	71.9
	7 completely satisfied	1362	26.6	28.1	100.0
	Total	4855	94.9	100.0	
Missing	System	259	5.1		
Total		5114	100.0		

Q66C How satisfied are you with the progress you have made with your ability to make good decisions

		Frequency	Percent	Valid Percent	Cumulative Percent
Valid	1 completely dissatisfied	11	.2	.2	.2
	2 dissatisfied	16	.3	.3	.6
	3 somewhat dissatisfied	56	1.1	1.2	1.7
	4 neutral	200	3.9	4.1	5.8
	5 somewhat satisfied	547	10.7	11.3	17.1
	6 satisfied	2629	51.4	54.1	71.2
	7 completely satisfied	1401	27.4	28.8	100.0
	Total	4860	95.0	100.0	
Missing	System	254	5.0		
Total		5114	100.0		

Q66D How satisfied are you with the progress you have made in their intellectual growth

		Frequency	Percent	Valid Percent	Cumulative Percent
Valid	1 completely dissatisfied	57	1.1	1.2	1.2
	2 dissatisfied	93	1.8	1.9	3.1
	3 somewhat dissatisfied	208	4.1	4.3	7.4
	4 neutral	273	5.3	5.6	13.0
	5 somewhat satisfied	844	16.5	17.4	30.4
	6 satisfied	2251	44.0	46.4	76.7
	7 completely satisfied	1130	22.1	23.3	100.0
	Total	4856	95.0	100.0	
Missing	System	258	5.0		
Total		5114	100.0		

Q66E How satisfied are you with the progress you have made with your physical appearance

		Frequency	Percent	Valid Percent	Cumulative Percent
Valid	1 completely dissatisfied	90	1.8	1.9	1.9
	2 dissatisfied	175	3.4	3.6	5.5
	3 somewhat dissatisfied	528	10.3	10.9	16.3
	4 neutral	427	8.3	8.8	25.1
	5 somewhat satisfied	968	18.9	19.9	45.1
	6 satisfied	1866	36.5	38.4	83.5
	7 completely satisfied	800	15.6	16.5	100.0
	Total	4854	94.9	100.0	
Missing	System	260	5.1		
Total		5114	100.0		

Q66F How satisfied are you with the progress you have made towards your educational goals

		Frequency	Percent	Valid Percent	Cumulative Percent
Valid	1 completely dissatisfied	159	3.1	3.3	3.3
	2 dissatisfied	289	5.7	6.0	9.2
	3 somewhat dissatisfied	622	12.2	12.8	22.0
	4 neutral	486	9.5	10.0	32.1
	5 somewhat satisfied	921	18.0	19.0	51.0
	6 satisfied	1547	30.3	31.9	82.9
	7 completely satisfied	830	16.2	17.1	100.0
	Total	4854	94.9	100.0	
Missing	System	260	5.1		
Total		5114	100.0		

Q66G How satisfied are you with the progress you have made with general competence

		Frequency	Percent	Valid Percent	Cumulative Percent
Valid	1 completely dissatisfied	25	.5	.5	.5
	2 dissatisfied	18	.4	.4	.9
	3 somewhat dissatisfied	75	1.5	1.5	2.4
	4 neutral	352	6.9	7.3	9.7
	5 somewhat satisfied	588	11.5	12.1	21.8
	6 satisfied	2461	48.1	50.8	72.6
	7 completely satisfied	1329	26.0	27.4	100.0
	Total	4848	94.8	100.0	
Missing	System	266	5.2		
Total		5114	100.0		

Q66H How satisfied are you with the progress you have made with your self-discipline

		Frequency	Percent	Valid Percent	Cumulative Percent
Valid	1 completely dissatisfied	21	.4	.4	.4
	2 dissatisfied	32	.6	.7	1.1
	3 somewhat dissatisfied	143	2.8	2.9	4.0
	4 neutral	273	5.3	5.6	9.7
	5 somewhat satisfied	738	14.4	15.2	24.9
	6 satisfied	2349	45.9	48.4	73.3
	7 completely satisfied	1293	25.3	26.7	100.0
	Total	4849	94.8	100.0	
Missing	System	265	5.2		
Total		5114	100.0		

Q66I How satisfied are you with the progress you have made towards your personal goals

		Frequency	Percent	Valid Percent	Cumulative Percent
Valid	1 completely dissatisfied	107	2.1	2.2	2.2
	2 dissatisfied	185	3.6	3.8	6.0
	3 somewhat dissatisfied	448	8.8	9.3	15.3
	4 neutral	410	8.0	8.5	23.8
	5 somewhat satisfied	1004	19.6	20.8	44.5
	6 satisfied	1887	36.9	39.0	83.5
	7 completely satisfied	796	15.6	16.5	100.0
	Total	4837	94.6	100.0	
Missing	System	277	5.4		
Total		5114	100.0		

Q67 Impact of your personal development on ability to perform you job

		Frequency	Percent	Valid Percent	Cumulative Percent
Valid	1 greatly decreases job performance	44	.9	.9	.9
	2 decreases job performance	273	5.3	5.6	6.6
	3 no effect on job performance	1140	22.3	23.6	30.1
	4 increases job performance	2179	42.6	45.0	75.2
	5 greatly increases job performance	1201	23.5	24.8	100.0
	Total	4837	94.6	100.0	
Missing	System	277	5.4		
Total		5114	100.0		

Q68 Impact of your personal development on your decision to stay in the Navy or leave

		Frequency	Percent	Valid Percent	Cumulative Percent
Valid	1 greatly decreases desire to stay	255	5.0	5.3	5.3
	2 decreases desire to stay	552	10.8	11.4	16.6
	3 No effect on desire to stay	1669	32.6	34.4	51.0
	4 increases desire to stay	1614	31.6	33.2	84.2
	5 greatly increases desire to stay	767	15.0	15.8	100.0
	Total	4857	95.0	100.0	
Missing	System	257	5.0		
Total		5114	100.0		

Q69A How satisfied are you with the money available for essentials

		Frequency	Percent	Valid Percent	Cumulative Percent
Valid	1 completely dissatisfied	98	1.9	2.0	2.0
	2 dissatisfied	136	2.7	2.8	4.8
	3 somewhat dissatisfied	285	5.6	5.8	10.7
	4 neutral	255	5.0	5.2	15.9
	5 somewhat satisfied	868	17.0	17.8	33.7
	6 satisfied	1973	38.6	40.5	74.2
	7 completely satisfied	1258	24.6	25.8	100.0
	Total	4873	95.3	100.0	
Missing	System	241	4.7		
Total		5114	100.0		

Q69B How satisfied are you with the money available for extras

		Frequency	Percent	Valid Percent	Cumulative Percent
Valid	1 completely dissatisfied	247	4.8	5.1	5.1
	2 dissatisfied	333	6.5	6.8	11.9
	3 somewhat dissatisfied	775	15.2	15.9	27.8
	4 neutral	361	7.1	7.4	35.3
	5 somewhat satisfied	1171	22.9	24.1	59.3
	6 satisfied	1411	27.6	29.0	88.3
	7 completely satisfied	570	11.1	11.7	100.0
	Total	4868	95.2	100.0	
Missing	System	246	4.8		
Total		5114	100.0		

Q69C How satisfied are you with the money available for savings

		Frequency	Percent	Valid Percent	Cumulative Percent
Valid	1 completely dissatisfied	361	7.1	7.4	7.4
	2 dissatisfied	457	8.9	9.4	16.8
	3 somewhat dissatisfied	916	17.9	18.8	35.6
	4 neutral	392	7.7	8.1	43.7
	5 somewhat satisfied	1087	21.3	22.3	66.0
	6 satisfied	1157	22.6	23.8	89.8
	7 completely satisfied	496	9.7	10.2	100.0
	Total	4866	95.2	100.0	
Missing	System	248	4.8		
Total		5114	100.0		

Q69D How satisfied are you with the money available for investments

		Frequency	Percent	Valid Percent	Cumulative Percent
Valid	1 completely dissatisfied	506	9.9	10.4	10.4
	2 dissatisfied	539	10.5	11.1	21.5
	3 somewhat dissatisfied	903	17.7	18.6	40.1
	4 neutral	497	9.7	10.2	50.4
	5 somewhat satisfied	975	19.1	20.1	70.4
	6 satisfied	987	19.3	20.3	90.8
	7 completely satisfied	449	8.8	9.2	100.0
	Total	4856	95.0	100.0	
Missing	System	258	5.0		
Total		5114	100.0		

Q70 Your financial situation at the present time'

		Frequency	Percent	Valid Percent	Cumulative Percent
Valid	1 In over my-our head	58	1.1	1.2	1.2
	2 Tough to make ends meet but keeping my-our head above water	347	6.8	7.1	8.3
	3 Occasionally have some difficulty making ends meet	924	18.1	19.0	27.4
	4 Able to make ends meet without much difficulty	2284	44.7	47.0	74.4
	5 Very comfortable and secure	1242	24.3	25.6	100.0
	Total	4855	94.9	100.0	
Missing	System	259	5.1		
Total		5114	100.0		

Q71A Percent of family income from your Navy job

		Frequency	Percent	Valid Percent	Cumulative Percent
Valid	1 0%	33	.6	.7	.7
	2 1-20%	76	1.5	1.6	2.3
	3 21-40%	196	3.8	4.0	6.3
	4 41-60%	719	14.1	14.8	21.1
	5 61-80%	634	12.4	13.1	34.2
	6 81-100%	3185	62.3	65.8	100.0
Total	4843	94.7	100.0		
Missing	System	271	5.3		
Total		5114	100.0		

Q71B Percent of family income from civilian 2nd job

		Frequency	Percent	Valid Percent	Cumulative Percent
Valid	1 0%	3532	69.1	91.8	91.8
	2 1-20%	223	4.4	5.8	97.6
	3 21-40%	34	.7	.9	98.4
	4 41-60%	25	.5	.6	99.1
	5 61-80%	15	.3	.4	99.5
	6 81-100%	20	.4	.5	100.0
	Total	3849	75.3	100.0	
Missing	System	1265	24.7		
Total		5114	100.0		

Q71C Percent of family income from spouse income

		Frequency	Percent	Valid Percent	Cumulative Percent
Valid	1 0%	2179	42.6	52.3	52.3
	2 1-20%	592	11.6	14.2	66.6
	3 21-40%	519	10.1	12.5	79.0
	4 41-60%	620	12.1	14.9	93.9
	5 61-80%	103	2.0	2.5	96.4
	6 81-100%	150	2.9	3.6	100.0
	Total	4163	81.4	100.0	
Missing	System	951	18.6		
Total		5114	100.0		

Q71D Percent of family income from return on financial investments

		Frequency	Percent	Valid Percent	Cumulative Percent
Valid	1 0%	2840	55.5	70.2	70.2
	2 1-20%	1094	21.4	27.1	97.3
	3 21-40%	66	1.3	1.6	98.9
	4 41-60%	19	.4	.5	99.4
	5 61-80%	11	.2	.3	99.7
	6 81-100%	13	.3	.3	100.0
	Total	4043	79.1	100.0	
Missing	System	1071	20.9		
Total		5114	100.0		

Q71E Percent of family income from other financial assistance

		Frequency	Percent	Valid Percent	Cumulative Percent
Valid	1 0%	3678	71.9	92.6	92.6
	2 1-20%	236	4.6	5.9	98.5
	3 21-40%	27	.5	.7	99.2
	4 41-60%	9	.2	.2	99.4
	5 61-80%	6	.1	.2	99.5
	6 81-100%	18	.4	.5	100.0
	Total	3974	77.7	100.0	
Missing	System	1140	22.3		
Total		5114	100.0		

Q72 How much do you (and your spouse) owe on personal unsecured debt

		Frequency	Percent	Valid Percent	Cumulative Percent
Valid	1 none	1023	20.0	21.1	21.1
	2 less than \$1,000	700	13.7	14.4	35.6
	3 \$1,000 to \$4,999	1121	21.9	23.1	58.7
	4 \$5,000 to \$9,999	785	15.4	16.2	74.9
	5 \$10,000 to \$24,999	812	15.9	16.8	91.7
	6 \$25,000 to \$49,999	319	6.2	6.6	98.2
	7 \$50,000 to \$74,999	50	1.0	1.0	99.3
	8 \$75,000 or more	35	.7	.7	100.0
	Total	4845	94.7	100.0	
Missing	System	269	5.3		
Total		5114	100.0		

Q73 How much do you (and your spouse) owe on personal secured debt

		Frequency	Percent	Valid Percent	Cumulative Percent
Valid	1 none	1209	23.6	24.9	24.9
	2 less than \$10,000	711	13.9	14.7	39.6
	3 \$10,000 to \$24,999	761	14.9	15.7	55.3
	4 \$25,000 to \$49,999	338	6.6	7.0	62.3
	5 \$50,000 to \$74,999	142	2.8	2.9	65.2
	6 \$75,000 to \$99,999	188	3.7	3.9	69.1
	7 \$100,000 to \$124,999	262	5.1	5.4	74.5
	8 \$125,000 to \$149,999	259	5.1	5.3	79.8
	9 \$150,000 or more	977	19.1	20.2	100.0
	Total	4847	94.8	100.0	
Missing	System	267	5.2		
Total		5114	100.0		

Q74A Has the following happened to you during the last year: indebtedness letter to your command

		Frequency	Percent	Valid Percent	Cumulative Percent
Valid	1 option selected	114	2.2	2.2	2.2
	98 not selected	5000	97.8	97.8	100.0
Total		5114	100.0	100.0	

Q74B Has the following happened to you during the last year: Repossession

		Frequency	Percent	Valid Percent	Cumulative Percent
Valid	1 option selected	20	.4	.4	.4
	98 not selected	5094	99.6	99.6	100.0
Total		5114	100.0	100.0	

Q74C Has the following happened to you during the last year: Bankruptcy

		Frequency	Percent	Valid Percent	Cumulative Percent
Valid	1 option selected	42	.8	.8	.8
	98 not selected	5072	99.2	99.2	100.0
Total		5114	100.0	100.0	

Q74D Has the following happened to you during the last year: Crisis loan from military relief organization

	Frequency	Percent	Valid Percent	Cumulative Percent
Valid 1 option selected	124	2.4	2.4	2.4
98 not selected	4990	97.6	97.6	100.0
Total	5114	100.0	100.0	

Q74E Has the following happened to you during the last year: Trouble over child support payments

	Frequency	Percent	Valid Percent	Cumulative Percent
Valid 1 option selected	30	.6	.6	.6
98 not selected	5084	99.4	99.4	100.0
Total	5114	100.0	100.0	

Q74F Has the following happened to you during the last year: none of the above

	Frequency	Percent	Valid Percent	Cumulative Percent
Valid 1 option selected	4587	89.7	89.7	89.7
98 not selected	527	10.3	10.3	100.0
Total	5114	100.0	100.0	

Q75 Impact of standard of living-income on ability to perform job

	Frequency	Percent	Valid Percent	Cumulative Percent
Valid 1 greatly decreases job performance	105	2.1	2.2	2.2
2 decreases job performance	589	11.5	12.1	14.3
3 no effect on job performance	1790	35.0	36.9	51.1
4 increases job performance	1485	29.0	30.6	81.7
5 greatly increases job performance	888	17.4	18.3	100.0
Total	4857	95.0	100.0	
Missing System	257	5.0		
Total	5114	100.0		

Q76 Impact of standard of living-income on desire to stay in the Navy

	Frequency	Percent	Valid Percent	Cumulative Percent
Valid 1 greatly decreases desire to stay	417	8.2	8.6	8.6
2 decreases desire to stay	950	18.6	19.6	28.1
3 No effect on desire to stay	1252	24.5	25.8	53.9
4 increases desire to stay	1400	27.4	28.8	82.7
5 greatly increases desire to stay	838	16.4	17.3	100.0
Total	4857	95.0	100.0	
Missing System	257	5.0		
Total	5114	100.0		

Q77 Religion or spirituality an important factor in your life

	Frequency	Percent	Valid Percent	Cumulative Percent
Valid 1 yes	3090	60.4	63.7	63.7
2 no	1758	34.4	36.3	100.0
Total	4848	94.8	100.0	
Missing System	266	5.2		
Total	5114	100.0		

Q78A My life has meaning and purpose

		Frequency	Percent	Valid Percent	Cumulative Percent
Valid	1 completely disagree	7	.1	.2	.2
	2 disagree	9	.2	.3	.5
	3 somewhat disagree	24	.5	.8	1.3
	4 neutral	60	1.2	1.9	3.2
	5 somewhat agree	193	3.8	6.2	9.5
	6 agree	1118	21.9	36.2	45.7
	7 completely agree	1679	32.8	54.3	100.0
	Total	3090	60.4	100.0	
Missing	97 skip ignored	17	.3		
	System	2007	39.2		
	Total	2024	39.6		
Total		5114	100.0		

Q78B I am a spiritually minded person

		Frequency	Percent	Valid Percent	Cumulative Percent
Valid	2 disagree	4	.1	.1	.1
	3 somewhat disagree	17	.3	.6	.7
	4 neutral	150	2.9	4.9	5.5
	5 somewhat agree	541	10.6	17.5	23.1
	6 agree	1232	24.1	39.9	63.0
	7 completely agree	1141	22.3	37.0	100.0
	Total	3085	60.3	100.0	
Missing	97 skip ignored	17	.3		
	System	2012	39.3		
	Total	2029	39.7		
Total		5114	100.0		

Q78C Participating in a faith community is important to me

		Frequency	Percent	Valid Percent	Cumulative Percent
Valid	1 completely disagree	36	.7	1.2	1.2
	2 disagree	83	1.6	2.7	3.9
	3 somewhat disagree	93	1.8	3.0	6.9
	4 neutral	479	9.4	15.5	22.4
	5 somewhat agree	543	10.6	17.6	40.0
	6 agree	918	18.0	29.8	69.8
	7 completely agree	931	18.2	30.2	100.0
	Total	3083	60.3	100.0	
Missing	97 skip ignored	16	.3		
	System	2015	39.4		
	Total	2031	39.7		
Total		5114	100.0		

Q78D Prayer, or meditation, or reflection is important to me

		Frequency	Percent	Valid Percent	Cumulative Percent
Valid	1 completely disagree	4	.1	.1	.1
	2 disagree	8	.2	.3	.4
	3 somewhat disagree	36	.7	1.2	1.6
	4 neutral	231	4.5	7.5	9.0
	5 somewhat agree	497	9.7	16.1	25.1
	6 agree	1114	21.8	36.1	61.2
	7 completely agree	1196	23.4	38.8	100.0
	Total	3086	60.3	100.0	
Missing	97 skip ignored	16	.3		
	System	2012	39.3		
	Total	2028	39.7		
Total		5114	100.0		

Q78E I am a spiritually fit person

		Frequency	Percent	Valid Percent	Cumulative Percent
Valid	1 completely disagree	9	.2	.3	.3
	2 disagree	33	.6	1.1	1.4
	3 somewhat disagree	187	3.7	6.1	7.4
	4 neutral	330	6.5	10.7	18.2
	5 somewhat agree	868	17.0	28.2	46.4
	6 agree	1013	19.8	32.9	79.3
	7 completely agree	638	12.5	20.7	100.0
	Total	3078	60.2	100.0	
Missing	97 skip ignored	17	.3		
	System	2019	39.5		
	Total	2036	39.8		
Total		5114	100.0		

Q78F I have hope because of my faith

		Frequency	Percent	Valid Percent	Cumulative Percent
Valid	1 completely disagree	10	.2	.3	.3
	2 disagree	15	.3	.5	.8
	3 somewhat disagree	38	.7	1.2	2.1
	4 neutral	232	4.5	7.6	9.6
	5 somewhat agree	479	9.4	15.6	25.2
	6 agree	1116	21.8	36.3	61.5
	7 completely agree	1182	23.1	38.5	100.0
	Total	3072	60.1	100.0	
Missing	97 skip ignored	17	.3		
	System	2025	39.6		
	Total	2042	39.9		
Total		5114	100.0		

Q78G spiritually speaking, I am never alone'

		Frequency	Percent	Valid Percent	Cumulative Percent
Valid	1 completely disagree	10	.2	.3	.3
	2 disagree	10	.2	.3	.6
	3 somewhat disagree	52	1.0	1.7	2.3
	4 neutral	251	4.9	8.1	10.5
	5 somewhat agree	361	7.1	11.7	22.2
	6 agree	1031	20.2	33.5	55.6
	7 completely agree	1367	26.7	44.4	100.0
	Total	3082	60.3	100.0	
Missing	97 skip ignored	17	.3		
	System	2015	39.4		
	Total	2032	39.7		
Total		5114	100.0		

Q78H My spirituality helps me cope with stress

		Frequency	Percent	Valid Percent	Cumulative Percent
Valid	1 completely disagree	14	.3	.5	.5
	2 disagree	26	.5	.8	1.3
	3 somewhat disagree	65	1.3	2.1	3.4
	4 neutral	268	5.2	8.7	12.1
	5 somewhat agree	539	10.5	17.5	29.6
	6 agree	1021	20.0	33.1	62.7
	7 completely agree	1152	22.5	37.3	100.0
	Total	3085	60.3	100.0	
Missing	97 skip ignored	16	.3		
	System	2013	39.4		
	Total	2029	39.7		
Total		5114	100.0		

Q78I Feeling accepted by my (God) higher power is important to me

		Frequency	Percent	Valid Percent	Cumulative Percent
Valid	1 completely disagree	13	.3	.4	.4
	2 disagree	14	.3	.5	.9
	3 somewhat disagree	34	.7	1.1	2.0
	4 neutral	242	4.7	7.9	9.9
	5 somewhat agree	331	6.5	10.8	20.6
	6 agree	1004	19.6	32.7	53.3
	7 completely agree	1434	28.0	46.7	100.0
	Total	3072	60.1	100.0	
Missing	97 skip ignored	16	.3		
	System	2026	39.6		
	Total	2042	39.9		
Total		5114	100.0		

Q78J I feel in touch with or connected to people and the world around me

		Frequency	Percent	Valid Percent	Cumulative Percent
Valid	1 completely disagree	26	.5	.8	.8
	2 disagree	57	1.1	1.9	2.7
	3 somewhat disagree	104	2.0	3.4	6.1
	4 neutral	423	8.3	13.7	19.8
	5 somewhat agree	664	13.0	21.6	41.4
	6 agree	1088	21.3	35.3	76.7
	7 completely agree	718	14.0	23.3	100.0
	Total	3080	60.2	100.0	
Missing	97 skip ignored	17	.3		
	System	2017	39.4		
	Total	2034	39.8		
Total		5114	100.0		

Q78K My spiritual well being is up to me

		Frequency	Percent	Valid Percent	Cumulative Percent
Valid	1 completely disagree	5	.1	.2	.2
	2 disagree	11	.2	.4	.5
	3 somewhat disagree	35	.7	1.1	1.7
	4 neutral	143	2.8	4.6	6.3
	5 somewhat agree	397	7.8	12.9	19.2
	6 agree	1209	23.6	39.2	58.4
	7 completely agree	1282	25.1	41.6	100.0
	Total	3082	60.3	100.0	
Missing	97 skip ignored	16	.3		
	System	2016	39.4		
	Total	2032	39.7		
Total		5114	100.0		

Q78L I am able to meet my spiritual needs in the Navy

		Frequency	Percent	Valid Percent	Cumulative Percent
Valid	1 completely disagree	101	2.0	3.3	3.3
	2 disagree	125	2.4	4.1	7.3
	3 somewhat disagree	247	4.8	8.0	15.4
	4 neutral	373	7.3	12.1	27.5
	5 somewhat agree	562	11.0	18.3	45.7
	6 agree	999	19.5	32.4	78.2
	7 completely agree	672	13.1	21.8	100.0
	Total	3079	60.2	100.0	
Missing	97 skip ignored	19	.4		
	System	2016	39.4		
	Total	2035	39.8		
Total		5114	100.0		

Q79 Impact of spiritual well-being on your ability to perform your job

		Frequency	Percent	Valid Percent	Cumulative Percent
Valid	1 greatly decreases job performance	9	.2	.3	.3
	2 decreases job performance	67	1.3	2.1	2.4
	3 no effect on job performance	1054	20.6	33.7	36.1
	4 increases job performance	1268	24.8	40.6	76.7
	5 greatly increases job performance	729	14.3	23.3	100.0
	Total	3127	61.1	100.0	
Missing	System	1987	38.9		
Total		5114	100.0		

Q80 Impact of spiritual well-being on desire to stay in the Navy

		Frequency	Percent	Valid Percent	Cumulative Percent
Valid	1 greatly decreases desire to stay	303	5.9	9.7	9.7
	2 decreases desire to stay	583	11.4	18.7	28.4
	3 No effect on desire to stay	1924	37.6	61.6	90.0
	4 increases desire to stay	217	4.2	7.0	97.0
	5 greatly increases desire to stay	95	1.9	3.0	100.0
	Total	3122	61.0	100.0	
Missing	System	1992	39.0		
Total		5114	100.0		

Q81 How satisfied are you with your life overall

		Frequency	Percent	Valid Percent	Cumulative Percent
Valid	1 completely dissatisfied	37	.7	.8	.8
	2 dissatisfied	102	2.0	2.1	2.8
	3 somewhat dissatisfied	270	5.3	5.5	8.4
	4 neutral	199	3.9	4.1	12.5
	5 somewhat satisfied	1151	22.5	23.6	36.1
	6 satisfied	2486	48.6	51.0	87.0
	7 completely satisfied	634	12.4	13.0	100.0
Total	4879	95.4	100.0		
Missing	System	235	4.6		
Total		5114	100.0		

Q82 How satisfied are you with the military way of life

		Frequency	Percent	Valid Percent	Cumulative Percent
Valid	1 completely dissatisfied	204	4.0	4.2	4.2
	2 dissatisfied	364	7.1	7.5	11.6
	3 somewhat dissatisfied	626	12.2	12.8	24.5
	4 neutral	345	6.7	7.1	31.5
	5 somewhat satisfied	1385	27.1	28.4	59.9
	6 satisfied	1702	33.3	34.9	94.8
	7 completely satisfied	252	4.9	5.2	100.0
Total	4878	95.4	100.0		
Missing	System	236	4.6		
Total		5114	100.0		

Q83 How do you feel about your life at the present time

		Frequency	Percent	Valid Percent	Cumulative Percent
Valid	1 very pessimistic	62	1.2	1.3	1.3
	2 pessimistic	246	4.8	5.1	6.3
	3 neither optimistic nor pessimistic	761	14.9	15.6	22.0
	4 optimistic	2787	54.5	57.2	79.2
	5 very optimistic	1014	19.8	20.8	100.0
Total	4870	95.2	100.0		
Missing	System	244	4.8		
Total		5114	100.0		

Q84 Impact of Quality of life in the Navy on your ability to perform your job

		Frequency	Percent	Valid Percent	Cumulative Percent
Valid	1 greatly decreases job performance	143	2.8	2.9	2.9
	2 decreases job performance	680	13.3	14.0	16.9
	3 no effect on job performance	1097	21.5	22.6	39.5
	4 increases job performance	2017	39.4	41.5	80.9
	5 greatly increases job performance	927	18.1	19.1	100.0
	Total	4864	95.1	100.0	
Missing	System	250	4.9		
Total		5114	100.0		

Q85 Impact of Quality of life in the Navy on your decision to stay in the Navy or leave

		Frequency	Percent	Valid Percent	Cumulative Percent
Valid	1 greatly decreases desire to stay	448	8.8	9.2	9.2
	2 decreases desire to stay	914	17.9	18.8	28.0
	3 No effect on desire to stay	1134	22.2	23.3	51.3
	4 increases desire to stay	1608	31.4	33.1	84.4
	5 greatly increases desire to stay	761	14.9	15.6	100.0
	Total	4865	95.1	100.0	
Missing	System	249	4.9		
Total		5114	100.0		

Q86A How satisfied are you overall with your Career Development

		Frequency	Percent	Valid Percent	Cumulative Percent
Valid	1 completely dissatisfied	169	3.3	3.5	3.5
	2 dissatisfied	274	5.4	5.7	9.2
	3 somewhat dissatisfied	433	8.5	9.0	18.1
	4 neutral	347	6.8	7.2	25.3
	5 somewhat satisfied	1152	22.5	23.8	49.1
	6 satisfied	1935	37.8	40.0	89.2
	7 completely satisfied	524	10.2	10.8	100.0
	Total	4834	94.5	100.0	
Missing	System	280	5.5		
Total		5114	100.0		

Q86B How satisfied are you overall with your Current Job

		Frequency	Percent	Valid Percent	Cumulative Percent
Valid	1 completely dissatisfied	284	5.6	5.9	5.9
	2 dissatisfied	329	6.4	6.8	12.7
	3 somewhat dissatisfied	509	10.0	10.5	23.2
	4 neutral	343	6.7	7.1	30.3
	5 somewhat satisfied	1031	20.2	21.3	51.6
	6 satisfied	1767	34.6	36.6	88.2
	7 completely satisfied	571	11.2	11.8	100.0
	Total	4834	94.5	100.0	
Missing	System	280	5.5		
Total		5114	100.0		

Q86C How satisfied are you overall with Shipboard Life

		Frequency	Percent	Valid Percent	Cumulative Percent
Valid	1 completely dissatisfied	331	6.5	10.9	10.9
	2 dissatisfied	333	6.5	11.0	21.8
	3 somewhat dissatisfied	504	9.9	16.6	38.4
	4 neutral	460	9.0	15.1	53.6
	5 somewhat satisfied	662	12.9	21.8	75.3
	6 satisfied	659	12.9	21.7	97.0
	7 completely satisfied	91	1.8	3.0	100.0
	Total	3040	59.4	100.0	
Missing	99 not applicable	1778	34.8		
	System	296	5.8		
	Total	2074	40.6		
Total		5114	100.0		

Q86D How satisfied are you overall with your Personal Health

		Frequency	Percent	Valid Percent	Cumulative Percent
Valid	1 completely dissatisfied	71	1.4	1.5	1.5
	2 dissatisfied	128	2.5	2.7	4.1
	3 somewhat dissatisfied	425	8.3	8.8	12.9
	4 neutral	386	7.5	8.0	20.9
	5 somewhat satisfied	1109	21.7	23.0	43.9
	6 satisfied	2117	41.4	43.9	87.8
	7 completely satisfied	587	11.5	12.2	100.0
	Total	4823	94.3	100.0	
Missing	System	291	5.7		
Total		5114	100.0		

Q86E How satisfied are you overall with your Preparedness to do you job

		Frequency	Percent	Valid Percent	Cumulative Percent
Valid	1 completely dissatisfied	68	1.3	1.4	1.4
	2 dissatisfied	101	2.0	2.1	3.5
	3 somewhat dissatisfied	286	5.6	5.9	9.4
	4 neutral	457	8.9	9.5	18.9
	5 somewhat satisfied	1170	22.9	24.2	43.1
	6 satisfied	2171	42.5	44.9	88.1
	7 completely satisfied	577	11.3	11.9	100.0
	Total	4830	94.4	100.0	
Missing	System	284	5.6		
Total		5114	100.0		

Q86F How satisfied are you overall with your Residence

		Frequency	Percent	Valid Percent	Cumulative Percent
Valid	1 completely dissatisfied	170	3.3	3.5	3.5
	2 dissatisfied	167	3.3	3.5	7.0
	3 somewhat dissatisfied	259	5.1	5.4	12.4
	4 neutral	401	7.8	8.3	20.7
	5 somewhat satisfied	855	16.7	17.7	38.4
	6 satisfied	2173	42.5	45.0	83.4
	7 completely satisfied	800	15.6	16.6	100.0
	Total	4825	94.3	100.0	
Missing	System	289	5.7		
Total		5114	100.0		

Q86G How satisfied are you overall with your Neighborhood

		Frequency	Percent	Valid Percent	Cumulative Percent
Valid	1 completely dissatisfied	115	2.2	2.4	2.4
	2 dissatisfied	114	2.2	2.4	4.8
	3 somewhat dissatisfied	211	4.1	4.4	9.1
	4 neutral	550	10.8	11.4	20.6
	5 somewhat satisfied	798	15.6	16.6	37.1
	6 satisfied	2248	44.0	46.7	83.8
	7 completely satisfied	778	15.2	16.2	100.0
	Total	4814	94.1	100.0	
Missing	System	300	5.9		
Total		5114	100.0		

Q86H How satisfied are you overall with your Leisure and Recreation

		Frequency	Percent	Valid Percent	Cumulative Percent
Valid	1 completely dissatisfied	113	2.2	2.3	2.3
	2 dissatisfied	153	3.0	3.2	5.5
	3 somewhat dissatisfied	456	8.9	9.5	15.0
	4 neutral	648	12.7	13.4	28.4
	5 somewhat satisfied	1207	23.6	25.0	53.5
	6 satisfied	1840	36.0	38.2	91.6
	7 completely satisfied	404	7.9	8.4	100.0
	Total	4821	94.3	100.0	
Missing	System	293	5.7		
Total		5114	100.0		

Q86I How satisfied are you overall with your Friends and Friendship

		Frequency	Percent	Valid Percent	Cumulative Percent
Valid	1 completely dissatisfied	66	1.3	1.4	1.4
	2 dissatisfied	108	2.1	2.2	3.6
	3 somewhat dissatisfied	302	5.9	6.3	9.9
	4 neutral	410	8.0	8.5	18.4
	5 somewhat satisfied	1105	21.6	22.9	41.3
	6 satisfied	2079	40.7	43.1	84.4
	7 completely satisfied	750	14.7	15.6	100.0
	Total	4820	94.3	100.0	
Missing	System	294	5.7		
Total		5114	100.0		

Q86J How satisfied are you overall with your Relationships with Relatives

		Frequency	Percent	Valid Percent	Cumulative Percent
Valid	1 completely dissatisfied	108	2.1	2.3	2.3
	2 dissatisfied	184	3.6	3.8	6.1
	3 somewhat dissatisfied	403	7.9	8.4	14.5
	4 neutral	396	7.7	8.3	22.8
	5 somewhat satisfied	959	18.8	20.1	42.9
	6 satisfied	1961	38.3	41.0	83.9
	7 completely satisfied	769	15.0	16.1	100.0
	Total	4780	93.5	100.0	
Missing	99 not applicable	35	.7		
	System	299	5.8		
	Total	334	6.5		
Total		5114	100.0		

Q86K How satisfied are you overall with your Marriage-Intimate Relationship

		Frequency	Percent	Valid Percent	Cumulative Percent
Valid	1 completely dissatisfied	170	3.3	4.2	4.2
	2 dissatisfied	139	2.7	3.5	7.7
	3 somewhat dissatisfied	241	4.7	6.0	13.7
	4 neutral	211	4.1	5.3	19.0
	5 somewhat satisfied	485	9.5	12.1	31.1
	6 satisfied	1438	28.1	35.9	66.9
	7 completely satisfied	1327	25.9	33.1	100.0
	Total	4011	78.4	100.0	
Missing	99 not applicable	805	15.7		
	System	298	5.8		
	Total	1103	21.6		
Total		5114	100.0		

Q86L How satisfied are you overall with your Relationship with Your Children

		Frequency	Percent	Valid Percent	Cumulative Percent
Valid	1 completely dissatisfied	54	1.1	2.1	2.1
	2 dissatisfied	53	1.0	2.0	4.1
	3 somewhat dissatisfied	113	2.2	4.3	8.4
	4 neutral	125	2.4	4.8	13.1
	5 somewhat satisfied	321	6.3	12.2	25.3
	6 satisfied	1063	20.8	40.4	65.8
	7 completely satisfied	899	17.6	34.2	100.0
	Total	2628	51.4	100.0	
Missing	99 not applicable	2188	42.8		
	System	298	5.8		
	Total	2486	48.6		
Total		5114	100.0		

Q86M How satisfied are you overall with your Personal Development

		Frequency	Percent	Valid Percent	Cumulative Percent
Valid	1 completely dissatisfied	85	1.7	1.8	1.8
	2 dissatisfied	165	3.2	3.4	5.2
	3 somewhat dissatisfied	380	7.4	7.9	13.1
	4 neutral	421	8.2	8.8	21.9
	5 somewhat satisfied	1223	23.9	25.4	47.3
	6 satisfied	2026	39.6	42.2	89.5
	7 completely satisfied	506	9.9	10.5	100.0
	Total	4806	94.0	100.0	
Missing	System	308	6.0		
Total		5114	100.0		

Q86N How satisfied are you overall with your Standard of Living-Income

		Frequency	Percent	Valid Percent	Cumulative Percent
Valid	1 completely dissatisfied	312	6.1	6.5	6.5
	2 dissatisfied	340	6.6	7.1	13.5
	3 somewhat dissatisfied	653	12.8	13.6	27.1
	4 neutral	378	7.4	7.9	35.0
	5 somewhat satisfied	1166	22.8	24.2	59.2
	6 satisfied	1553	30.4	32.3	91.4
	7 completely satisfied	413	8.1	8.6	100.0
	Total	4815	94.2	100.0	
Missing	System	299	5.8		
Total		5114	100.0		

Q860 How satisfied are you overall with your Spiritual Well-Being

		Frequency	Percent	Valid Percent	Cumulative Percent
Valid	1 completely dissatisfied	41	.8	1.0	1.0
	2 dissatisfied	57	1.1	1.4	2.4
	3 somewhat dissatisfied	143	2.8	3.6	6.0
	4 neutral	557	10.9	13.9	19.9
	5 somewhat satisfied	745	14.6	18.6	38.5
	6 satisfied	1766	34.5	44.0	82.5
	7 completely satisfied	704	13.8	17.5	100.0
	Total	4013	78.5	100.0	
Missing	99 not applicable	793	15.5		
	System	308	6.0		
	Total	1101	21.5		
Total		5114	100.0		

Q87 What gender are you

		Frequency	Percent	Valid Percent	Cumulative Percent
Valid	1 male	2610	51.0	53.6	53.6
	2 female	2258	44.2	46.4	100.0
	Total	4868	95.2	100.0	
Missing	System	246	4.8		
Total		5114	100.0		

Q88 Are you Spanish-Hispanic-Latino

		Frequency	Percent	Valid Percent	Cumulative Percent
Valid	1 no, not Spanish-Hispanic-Latino	4388	85.8	90.9	90.9
	2 yes, Mexican, Mexican American, Chicano	197	3.9	4.1	95.0
	3 yes, Puerto Rican	83	1.6	1.7	96.7
	4 yes, Cuban	12	.2	.2	97.0
	5 yes, other Spanish-Hispanic-Latino	145	2.8	3.0	100.0
	Total	4825	94.3	100.0	
	Missing	System	289	5.7	
Total		5114	100.0		

Q89A What is your race: American Indian or Alaska Native

		Frequency	Percent	Valid Percent	Cumulative Percent
Valid	1 option selected	147	2.9	2.9	2.9
	98 not selected	4967	97.1	97.1	100.0
Total		5114	100.0	100.0	

Q89B What is your race: Asian (Asian Indian, Chinese, Filipino, Japanese, Korean Vietnamese

		Frequency	Percent	Valid Percent	Cumulative Percent
Valid	1 option selected	344	6.7	6.7	6.7
	98 not selected	4770	93.3	93.3	100.0
Total		5114	100.0	100.0	

Q89C What is your race: Black or African-American

	Frequency	Percent	Valid Percent	Cumulative Percent
Valid 1 option selected	786	15.4	15.4	15.4
98 not selected	4328	84.6	84.6	100.0
Total	5114	100.0	100.0	

Q89D What is your race: Native Hawaiian or other Pacific Islander

	Frequency	Percent	Valid Percent	Cumulative Percent
Valid 1 option selected	40	.8	.8	.8
98 not selected	5074	99.2	99.2	100.0
Total	5114	100.0	100.0	

Q89E What is your race: White

	Frequency	Percent	Valid Percent	Cumulative Percent
Valid 1 option selected	3480	68.0	68.0	68.0
98 not selected	1634	32.0	32.0	100.0
Total	5114	100.0	100.0	

Q91 What was your age on your last birthday

		Frequency	Percent	Valid Percent	Cumulative Percent
Valid	17	1	.0	.0	.0
	18	3	.1	.1	.1
	19	94	1.8	1.9	2.0
	20	211	4.1	4.4	6.4
	21	226	4.4	4.7	11.1
	22	194	3.8	4.0	15.1
	23	197	3.9	4.1	19.2
	24	210	4.1	4.4	23.5
	25	192	3.8	4.0	27.5
	26	177	3.5	3.7	31.2
	27	188	3.7	3.9	35.1
	28	162	3.2	3.4	38.4
	29	158	3.1	3.3	41.7
	30	139	2.7	2.9	44.6
	31	169	3.3	3.5	48.1
	32	176	3.4	3.6	51.7
	33	134	2.6	2.8	54.5
	34	148	2.9	3.1	57.6
	35	171	3.3	3.5	61.1
	36	182	3.6	3.8	64.9
	37	195	3.8	4.0	68.9
	38	192	3.8	4.0	72.9
	39	172	3.4	3.6	76.5
	40	159	3.1	3.3	79.8
	41	152	3.0	3.1	82.9
	42	137	2.7	2.8	85.7
	43	115	2.2	2.4	88.1
	44	76	1.5	1.6	89.7
	45	96	1.9	2.0	91.7
	46	63	1.2	1.3	93.0
	47	73	1.4	1.5	94.5
	48	70	1.4	1.5	96.0
	49	45	.9	.9	96.9
	50	30	.6	.6	97.5
	51	33	.6	.7	98.2
	52	22	.4	.5	98.7
	53	17	.3	.4	99.0
	54	11	.2	.2	99.2
	55	16	.3	.3	99.6
	56	6	.1	.1	99.7
	57	4	.1	.1	99.8
	58	2	.0	.0	99.8
	60	2	.0	.0	99.9
	63	1	.0	.0	99.9
	65	1	.0	.0	99.9
	66	2	.0	.0	99.9
	67	2	.0	.0	100.0
	69	1	.0	.0	100.0
	Total	4827	94.4	100.0	
Missing	0 missing	213	4.2		
	98 out of range	10	.2		
	System	64	1.3		
	Total	287	5.6		
Total		5114	100.0		

Q92 What is your marital status

	Frequency	Percent	Valid Percent	Cumulative Percent
Valid 1 single, never married	1492	29.2	30.8	30.8
2 Married for the first time	2243	43.9	46.3	77.1
3 Remarried	568	11.1	11.7	88.8
4 Legally separated or filing for divorce	132	2.6	2.7	91.6
5 Divorced	391	7.6	8.1	99.6
6 Widowed	17	.3	.4	100.0
Total	4843	94.7	100.0	
Missing System	271	5.3		
Total	5114	100.0		

Q93A What is your spouses employment situation: I do not have a spouse

	Frequency	Percent	Valid Percent	Cumulative Percent
Valid 1 selected option	1883	36.8	36.8	36.8
98 not selected	3231	63.2	63.2	100.0
Total	5114	100.0	100.0	

Q93B What is your spouses employment situation: In the military

	Frequency	Percent	Valid Percent	Cumulative Percent
Valid 1 selected option	571	11.2	11.2	11.2
98 not selected	4543	88.8	88.8	100.0
Total	5114	100.0	100.0	

Q93C What is your spouses employment situation: Self-employed

	Frequency	Percent	Valid Percent	Cumulative Percent
Valid 1 selected option	170	3.3	3.3	3.3
98 not selected	4944	96.7	96.7	100.0
Total	5114	100.0	100.0	

Q93D What is your spouses employment situation: A civilian job part-time

	Frequency	Percent	Valid Percent	Cumulative Percent
Valid 1 selected option	378	7.4	7.4	7.4
98 not selected	4736	92.6	92.6	100.0
Total	5114	100.0	100.0	

Q93E What is your spouses employment situation" A civilian job full-time

	Frequency	Percent	Valid Percent	Cumulative Percent
Valid 1 selected option	909	17.8	17.8	17.8
98 not selected	4205	82.2	82.2	100.0
Total	5114	100.0	100.0	

Q93F What is your spouses employment situation: Unemployed by choice

	Frequency	Percent	Valid Percent	Cumulative Percent
Valid 1 selected option	751	14.7	14.7	14.7
98 not selected	4363	85.3	85.3	100.0
Total	5114	100.0	100.0	

Q93G What is your spouses employment situation: Unemployed but actively seeking employment

	Frequency	Percent	Valid Percent	Cumulative Percent
Valid 1 selected option	221	4.3	4.3	4.3
98 not selected	4893	95.7	95.7	100.0
Total	5114	100.0	100.0	

Q94A Which dependents do you have living with you: None

	Frequency	Percent	Valid Percent	Cumulative Percent
Valid 1 selected option	1858	36.3	36.3	36.3
98 not selected	3256	63.7	63.7	100.0
Total	5114	100.0	100.0	

Q94B Which dependents do you have living with you: Spouse (non-military)

	Frequency	Percent	Valid Percent	Cumulative Percent
Valid 1 selected option	1943	38.0	38.0	38.0
98 not selected	3171	62.0	62.0	100.0
Total	5114	100.0	100.0	

Q94C Which dependents do you have living with you: Former spouse (non-military)

	Frequency	Percent	Valid Percent	Cumulative Percent
Valid 1 selected option	40	.8	.8	.8
98 not selected	5074	99.2	99.2	100.0
Total	5114	100.0	100.0	

Q94D Which dependents do you have living with you: Children living part-time with me

	Frequency	Percent	Valid Percent	Cumulative Percent
Valid 1 selected option	2412	47.2	47.2	47.2
98 not selected	2702	52.8	52.8	100.0
Total	5114	100.0	100.0	

Q94E Which dependents do you have living with you: Legal wards

	Frequency	Percent	Valid Percent	Cumulative Percent
Valid 1 selected option	22	.4	.4	.4
98 not selected	5092	99.6	99.6	100.0
Total	5114	100.0	100.0	

Q94F Which dependents do you have living with you: Parents or other relatives

	Frequency	Percent	Valid Percent	Cumulative Percent
Valid 1 selected option	108	2.1	2.1	2.1
98 not selected	5006	97.9	97.9	100.0
Total	5114	100.0	100.0	

Q95 What is your paygrade

	Frequency	Percent	Valid Percent	Cumulative Percent
Valid 1 E1	5	.1	.1	.1
2 E2	21	.4	.4	.5
3 E3	385	7.5	8.0	8.5
4 E4	655	12.8	13.6	22.1
5 E5	668	13.1	13.9	36.0
6 E6	658	12.9	13.7	49.6
7 E7	226	4.4	4.7	54.3
8 E8	84	1.6	1.7	56.1
9 E9	39	.8	.8	56.9
10 W2	29	.6	.6	57.5
11 W3	24	.5	.5	58.0
12 W4	18	.4	.4	58.4
13 O1E	29	.6	.6	59.0
14 O2E	60	1.2	1.2	60.2
15 O3E	184	3.6	3.8	64.0
16 O1	101	2.0	2.1	66.1
17 O2	150	2.9	3.1	69.2
18 O3	424	8.3	8.8	78.0
19 O4	501	9.8	10.4	88.4
20 O5	360	7.0	7.5	95.9
21 O6	192	3.8	4.0	99.9
22 O7 or above	6	.1	.1	100.0
Total	4819	94.2	100.0	
Missing System	295	5.8		
Total	5114	100.0		

Q96A How many years have you been in your present paygrade

	Frequency	Percent	Valid Percent	Cumulative Percent
Valid 0	1233	24.1	25.6	25.6
1	1056	20.6	21.9	47.5
2	723	14.1	15.0	62.5
3	587	11.5	12.2	74.7
4	411	8.0	8.5	83.2
5	281	5.5	5.8	89.0
6	190	3.7	3.9	93.0
7	109	2.1	2.3	95.2
8	57	1.1	1.2	96.4
9	40	.8	.8	97.3
10	63	1.2	1.3	98.6
11	40	.8	.8	99.4
12	18	.4	.4	99.8
13	11	.2	.2	100.0
Total	4819	94.2	100.0	
Missing 98 out of range	39	.8		
System	256	5.0		
Total	295	5.8		
Total	5114	100.0		

Q96B How many additional months

		Frequency	Percent	Valid Percent	Cumulative Percent
Valid	0	858	16.8	17.5	17.5
	1	348	6.8	7.1	24.6
	2	309	6.0	6.3	30.9
	3	275	5.4	5.6	36.6
	4	450	8.8	9.2	45.7
	5	380	7.4	7.8	53.5
	6	474	9.3	9.7	63.2
	7	304	5.9	6.2	69.4
	8	303	5.9	6.2	75.6
	9	322	6.3	6.6	82.2
	10	445	8.7	9.1	91.2
	11	429	8.4	8.8	100.0
	Total	4897	95.8	100.0	
Missing	98 out of range	7	.1		
	System	210	4.1		
	Total	217	4.2		
Total		5114	100.0		

Q97A How many years have you been on active duty in the Navy

	Frequency	Percent	Valid Percent	Cumulative Percent
Valid 0	236	4.6	4.7	4.7
1	356	7.0	7.0	11.7
2	458	9.0	9.1	20.8
3	351	6.9	6.9	27.7
4	210	4.1	4.2	31.9
5	211	4.1	4.2	36.1
6	206	4.0	4.1	40.1
7	159	3.1	3.1	43.3
8	161	3.1	3.2	46.5
9	172	3.4	3.4	49.9
10	150	2.9	3.0	52.8
11	157	3.1	3.1	55.9
12	170	3.3	3.4	59.3
13	147	2.9	2.9	62.2
14	159	3.1	3.1	65.4
15	198	3.9	3.9	69.3
16	219	4.3	4.3	73.6
17	216	4.2	4.3	77.9
18	204	4.0	4.0	81.9
19	242	4.7	4.8	86.7
20	170	3.3	3.4	90.1
21	112	2.2	2.2	92.3
22	93	1.8	1.8	94.1
23	64	1.3	1.3	95.4
24	61	1.2	1.2	96.6
25	53	1.0	1.0	97.6
26	32	.6	.6	98.3
27	23	.4	.5	98.7
28	12	.2	.2	99.0
29	19	.4	.4	99.3
30	12	.2	.2	99.6
31	1	.0	.0	99.6
32	5	.1	.1	99.7
33	5	.1	.1	99.8
34	2	.0	.0	99.8
35	1	.0	.0	99.9
36	2	.0	.0	99.9
37	1	.0	.0	99.9
40	3	.1	.1	100.0
42	1	.0	.0	100.0
Total	5054	98.8	100.0	
Missing System	60	1.2		
Total	5114	100.0		

Q97B How many additional months

	Frequency	Percent	Valid Percent	Cumulative Percent
Valid 0	855	16.7	17.3	17.3
1	301	5.9	6.1	23.4
2	302	5.9	6.1	29.5
3	235	4.6	4.8	34.3
4	298	5.8	6.0	40.3
5	311	6.1	6.3	46.6
6	411	8.0	8.3	54.9
7	326	6.4	6.6	61.5
8	423	8.3	8.6	70.1
9	416	8.1	8.4	78.5
10	487	9.5	9.9	88.3
11	577	11.3	11.7	100.0
Total	4942	96.6	100.0	
Missing 98 out of range	4	.1		
System	168	3.3		
Total	172	3.4		
Total	5114	100.0		

Q98 If enlisted, are you in your first enlistment or extension or if any officer, are you in your initial obligation or extension

	Frequency	Percent	Valid Percent	Cumulative Percent
Valid 1 yes	1596	31.2	35.7	35.7
2 no	2874	56.2	64.3	100.0
Total	4470	87.4	100.0	
Missing System	644	12.6		
Total	5114	100.0		

Q99A How many years have you been in your present assignment or duty station

	Frequency	Percent	Valid Percent	Cumulative Percent
Valid 1	1870	36.6	36.6	36.6
2	1067	20.9	20.9	57.4
3	367	7.2	7.2	64.6
4	64	1.3	1.3	65.9
5	26	.5	.5	66.4
6	12	.2	.2	66.6
7	11	.2	.2	66.8
8	3	.1	.1	66.9
9	2	.0	.0	66.9
10	41	.8	.8	67.7
11	10	.2	.2	67.9
12	1	.0	.0	67.9
13	1	.0	.0	68.0
14	1	.0	.0	68.0
15	1	.0	.0	68.0
99 missing response	1637	32.0	32.0	100.0
Total	5114	100.0	100.0	

Q99B How many additional months

	Frequency	Percent	Valid Percent	Cumulative Percent
Valid 1	328	6.4	6.4	6.4
2	312	6.1	6.1	12.6
3	301	5.9	5.9	18.5
4	325	6.4	6.4	24.9
5	379	7.4	7.4	32.3
6	524	10.2	10.3	42.6
7	388	7.6	7.6	50.2
8	427	8.3	8.4	58.6
9	448	8.8	8.8	67.4
10	492	9.6	9.7	77.1
11	298	5.8	5.9	82.9
99 missing	868	17.0	17.1	100.0
Total	5090	99.5	100.0	
Missing 98 out of range	24	.5		
Total	5114	100.0		

Q100 What is your current billet

	Frequency	Percent	Valid Percent	Cumulative Percent
Valid 1 shore duty, CONUS	2382	46.6	46.6	46.6
2 shore duty, OCONUS	428	8.4	8.4	54.9
3 sea duty, CONUS	1456	28.5	28.5	83.4
4 sea duty, OCONUS	372	7.3	7.3	90.7
5 Duty under Instruction	71	1.4	1.4	92.1
6 Other	118	2.3	2.3	94.4
99 missing response	287	5.6	5.6	100.0
Total	5114	100.0	100.0	

Q101 To what type of ship or activity are you currently assigned

	Frequency	Percent	Valid Percent	Cumulative Percent
Valid 1 shore	2170	42.4	42.4	42.4
2 shore – training	403	7.9	7.9	50.3
3 afloat staff	74	1.4	1.4	51.8
4 aviation squadron	447	8.7	8.7	60.5
5 carrier-based aviation squadron-detachment	121	2.4	2.4	62.9
6 aircraft carrier	332	6.5	6.5	69.4
7 cruiser	80	1.6	1.6	70.9
8 destroyer types	265	5.2	5.2	76.1
9 minecraft	18	.4	.4	76.5
10 submarine	107	2.1	2.1	78.5
11 tender-repair ship	24	.5	.5	79.0
12 reserve unit	12	.2	.2	79.3
13 service force ship	16	.3	.3	79.6
14 amphibious ship	224	4.4	4.4	83.9
15 amphibious craft	12	.2	.2	84.2
16 other	485	9.5	9.5	93.7
99 missing response	324	6.3	6.3	100.0
Total	5114	100.0	100.0	

Q102A What month did you complete this survey

	Frequency	Percent	Valid Percent	Cumulative Percent
Valid 4	2158	42.2	42.5	42.5
5	1803	35.3	35.5	78.0
6	283	5.5	5.6	83.6
7	491	9.6	9.7	93.2
8	62	1.2	1.2	94.5
99 missing	281	5.5	5.5	100.0
Total	5078	99.3	100.0	
Missing 98 out of range	36	.7		
Total	5114	100.0		

Q102B What day did you complete this survey

	Frequency	Percent	Valid Percent	Cumulative Percent
Valid 1	213	4.2	4.2	4.2
2	144	2.8	2.8	7.0
3	136	2.7	2.7	9.6
4	75	1.5	1.5	11.1
5	100	2.0	2.0	13.1
6	142	2.8	2.8	15.8
7	113	2.2	2.2	18.0
8	105	2.1	2.1	20.1
9	119	2.3	2.3	22.4
10	116	2.3	2.3	24.7
11	92	1.8	1.8	26.5
12	93	1.8	1.8	28.3
13	111	2.2	2.2	30.5
14	74	1.4	1.4	31.9
15	140	2.7	2.7	34.7
16	168	3.3	3.3	38.0
17	195	3.8	3.8	41.8
18	224	4.4	4.4	46.1
19	202	3.9	3.9	50.1
20	148	2.9	2.9	53.0
21	123	2.4	2.4	55.4
22	341	6.7	6.7	62.1
23	311	6.1	6.1	68.1
24	226	4.4	4.4	72.6
25	224	4.4	4.4	76.9
26	174	3.4	3.4	80.3
27	75	1.5	1.5	81.8
28	124	2.4	2.4	84.2
29	267	5.2	5.2	89.5
30	225	4.4	4.4	93.9
31	38	.7	.7	94.6
99 missing response	276	5.4	5.4	100.0
Total	5114	100.0	100.0	

Q102C What year did you complete this survey

	Frequency	Percent	Valid Percent	Cumulative Percent
Valid 2	4799	93.8	100.0	100.0
Missing 99 missing or out of range	315	6.2		
Total	5114	100.0		

Q103 Q103 current location

	Frequency	Percent	Valid Percent	Cumulative Percent
Valid 1 Annapolis U.S. Naval Academy/Naval Station	35	.7	.7	.7
2 Dahlgren Naval Surface Warfare Center	7	.1	.1	.8
3 Dam Neck Fleet Combat Training Center, Atlantic	34	.7	.7	1.5
4 Indian Head Naval Surface Warfare Center	3	.1	.1	1.5
5 Little Creek Naval Amphibious Base	83	1.6	1.6	3.2
6 Newport News Shipyard	55	1.1	1.1	4.2
7 Norfolk Naval Shipyard	40	.8	.8	5.0
8 Norfolk Naval Station	479	9.4	9.4	14.4
9 Oceana Naval Air Station	111	2.2	2.2	16.6
10 Patuxent River Naval Air Station	42	.8	.8	17.4
11 Portsmouth Naval Medical Center	41	.8	.8	18.2
12 Sugar Grove Naval Security Group Activity	4	.1	.1	18.3
13 Yorktown Naval Weapons Stat	8	.2	.2	18.4
14 Other (Please specify)	85	1.7	1.7	20.1
16 Brunswick Naval Air Station	36	.7	.7	20.8
17 Earle Naval Weapons Station	20	.4	.4	21.2
18 Lakehurst Naval Air Engineering Station	4	.1	.1	21.3
19 New London Naval Submarine Base	44	.9	.9	22.1
20 Newport Naval Station	43	.8	.8	23.0
21 Portsmouth Naval Shipyard	10	.2	.2	23.2
22 Other (Please specify)	76	1.5	1.5	24.6
23 Anacostia Naval Station	6	.1	.1	24.8
24 Bethesda Naval Medical Center	35	.7	.7	25.4
25 Bureau of Naval Medicine and Surgery, Washington, DC	11	.2	.2	25.7
26 Bureau of Naval Medicine, Bethesda	1	.0	.0	25.7
27 Naval Air Facility at Andrews Air Force Base	4	.1	.1	25.8
30 Navy Annex	7	.1	.1	25.9
31 Nebraska Avenue Complex	7	.1	.1	26.0
32 Pentagon - OPNAV	36	.7	.7	26.7
33 Pentagon - Other Navy	10	.2	.2	26.9
34 Washington Navy Yard	43	.8	.8	27.8
35 Other (Please specify)	111	2.2	2.2	29.9
36 Corry Station	10	.2	.2	30.1
37 Naval Air Station Pensacola	52	1.0	1.0	31.1
38 Saufley Field	2	.0	.0	31.2
39 Whiting Field Naval Air Station	11	.2	.2	31.4
40 Other (Please specify)	20	.4	.4	31.8
41 Atlanta Naval Air Station	7	.1	.1	31.9
42 Charleston Naval Weapons Station	33	.6	.6	32.6
43 Guantanamo Bay Naval Base	8	.2	.2	32.7
44 Gulfport Naval Construction Battalion Center	15	.3	.3	33.0
45 Jacksonville Naval Air Station	142	2.8	2.8	35.8
46 Key West Naval Air Station	8	.2	.2	36.0
48 Kings Bay Naval Submarine Base	43	.8	.8	36.8
49 Mayport Naval Station	165	3.2	3.2	40.0
50 Mid-South Naval Support Activity (Memphis/ Millington)	46	.9	.9	40.9
51 Meridian Naval Air Station	13	.3	.3	41.2
52 Orlando Training Systems Division	2	.0	.0	41.2
53 Panama City Naval Coastal Systems Station	5	.1	.1	41.3
54 Pascagoula Naval Station	12	.2	.2	41.6
55 Roosevelt Roads Naval Station	29	.6	.6	42.1

Q103 Q103 current location

	Frequency	Percent	Valid Percent	Cumulative Percent
Valid 56 Other (Please specify)	124	2.4	2.4	44.5
57 China Lake Naval Air Weapons Station	14	.3	.3	44.8
58 Concord Naval Weapons Station	1	.0	.0	44.8
59 Coronado Naval Base	241	4.7	4.7	49.6
60 El Centro Naval Air Facility	4	.1	.1	49.6
61 Fallon Naval Air Station	17	.3	.3	50.0
62 Lemoore Naval Air Station	66	1.3	1.3	51.3
63 Monterey Naval Post-Graduate School	19	.4	.4	51.6
64 San Diego, Fleet Combat Training Center, Pacific	11	.2	.2	51.8
65 San Diego Naval Medical Center	75	1.5	1.5	53.3
66 San Diego Naval Station (32nd Street)	271	5.3	5.3	58.6
67 San Diego Naval Submarine Base (Point Loma)	21	.4	.4	59.0
68 San Diego, Pacific Fleet ASW Training Center	3	.1	.1	59.1
70 Ventura County Naval Base	59	1.2	1.2	60.2
71 Other (Please specify)	198	3.9	3.9	64.1
72 Bangor Naval Submarine Base	63	1.2	1.2	65.3
73 Bremerton Naval Station	57	1.1	1.1	66.4
74 Everett Naval Station	61	1.2	1.2	67.6
75 Indian Island Magazine	1	.0	.0	67.7
76 Whidbey Island Naval Air Station	115	2.2	2.2	69.9
77 Other (Please specify)	36	.7	.7	70.6
78 Naval Computer Telecommunications Area Master Station	4	.1	.1	70.7
80 Naval Magazine Westloch	1	.0	.0	70.7
81 Naval Security Group Activity (NSGA) Kunia	28	.5	.5	71.3
82 Pearl Harbor Naval Station	99	1.9	1.9	73.2
83 Other (Please specify)	85	1.7	1.7	74.9
84 Crane Naval Surface Warfare Center	3	.1	.1	74.9
85 Great Lakes Naval Training Center	75	1.5	1.5	76.4
86 Other (Please specify)	77	1.5	1.5	77.9
87 Corpus Christi Naval Air Station	32	.6	.6	78.5
88 Ingleside Naval Station	19	.4	.4	78.9
89 Kingsville Naval Air Station	14	.3	.3	79.2
90 New Orleans Naval Air Station	2	.0	.0	79.2
91 New Orleans Naval Support Activity	14	.3	.3	79.5
92 Other (Please specify)	53	1.0	1.0	80.5
93 Gaeta, Italy	15	.3	.3	80.8
94 Germany	6	.1	.1	80.9
95 Keflavik Naval Air Station	18	.4	.4	81.3
96 La Maddalena, Italy	15	.3	.3	81.6
97 London CINCUSNAVEUR	12	.2	.2	81.8
98 Naples, Italy	56	1.1	1.1	82.9
99 Rota Naval Station	35	.7	.7	83.6
100 Sigonella Naval Air Station	43	.8	.8	84.4
101 St. Mawgan United Kingdom/Joint Maritime Facility	10	.2	.2	84.6
102 United Kingdom Naval Activities	14	.3	.3	84.9
103 Other (Please specify)	33	.6	.6	85.5
104 Atsugi Naval Air Facility	41	.8	.8	86.3
105 Diego Garcia Naval Support Activity	7	.1	.1	86.5
106 Misawa Naval Air Facility	5	.1	.1	86.6
107 Okinawa Fleet Activities	20	.4	.4	87.0
108 Sasebo Fleet Activities	35	.7	.7	87.6
109 Yokosuka Fleet Activities	118	2.3	2.3	89.9

Q103 Q103 current location

	Frequency	Percent	Valid Percent	Cumulative Percent
Valid 110 Other (Please specify)	27	.5	.5	90.5
111 Bahrain Naval Support Activity	18	.4	.4	90.8
112 Singapore (NAVLOGGRP WESTPAC)	2	.0	.0	90.9
113 U.S. Naval Forces Korea	5	.1	.1	91.0
114 Guam Naval Support Activity	23	.4	.4	91.4
115 Other (Please specify)	37	.7	.7	92.1
999 no response	402	7.9	7.9	100.0
Total	5114	100.0	100.0	

MODE

	Frequency	Percent	Valid Percent	Cumulative Percent
Valid 1 paper version	3584	70.1	70.1	70.1
2 Web version	1530	29.9	29.9	100.0
Total	5114	100.0	100.0	

PAYBAND paygrades grouped into small bands

	Frequency	Percent	Valid Percent	Cumulative Percent
Valid 1 E1-E3	411	8.0	8.5	8.5
2 E4-E6	1981	38.7	41.2	49.7
3 E7-E9	349	6.8	7.3	56.9
4 CWO	71	1.4	1.5	58.4
5 O1-O3	948	18.5	19.7	78.1
6 O4-O6	1053	20.6	21.9	100.0
Total	4813	94.1	100.0	
Missing 99	301	5.9		
Total	5114	100.0		

WHITENH 1 'white non-hispanic'

	Frequency	Percent	Valid Percent	Cumulative Percent
Valid 1 selected	3261	63.8	63.8	63.8
99 not selected	1853	36.2	36.2	100.0
Total	5114	100.0	100.0	

MINHIS 1 'minority hispanic'

	Frequency	Percent	Valid Percent	Cumulative Percent
Valid 1 selected	56	1.1	1.1	1.1
99 not selected	5058	98.9	98.9	100.0
Total	5114	100.0	100.0	

MINORNH 1 'minority non-hispanic'

	Frequency	Percent	Valid Percent	Cumulative Percent
Valid 1 selected	1194	23.3	23.3	23.3
99 not selected	3920	76.7	76.7	100.0
Total	5114	100.0	100.0	

WHITEH 1 'white hispanic'

	Frequency	Percent	Valid Percent	Cumulative Percent
Valid 1 selected	201	3.9	3.9	3.9
99 not selected	4913	96.1	96.1	100.0
Total	5114	100.0	100.0	

PERSGRP Number of enlisted and officers

	Frequency	Percent	Valid Percent	Cumulative Percent
Valid 1 enlisted	2741	53.6	56.9	56.9
2 officers	2072	40.5	43.1	100.0
Total	4813	94.1	100.0	
Missing System	301	5.9		
Total	5114	100.0		

SEASHORE q100: Type of billet

	Frequency	Percent	Valid Percent	Cumulative Percent
Valid 1 shore duty	2810	54.9	60.6	60.6
2 sea duty	1828	35.7	39.4	100.0
Total	4638	90.7	100.0	
Missing System	476	9.3		
Total	5114	100.0		

PARENT

	Frequency	Percent	Valid Percent	Cumulative Percent
Valid 0 nonparent	2798	54.7	54.7	54.7
1 parent	2316	45.3	45.3	100.0
Total	5114	100.0	100.0	

FAMSTAT family status

	Frequency	Percent	Valid Percent	Cumulative Percent
Valid 1 never married and no children	1371	26.8	28.4	28.4
2 never married and children living in household	121	2.4	2.5	30.9
3 married and no children	897	17.5	18.6	49.5
4 married and children living in household	1914	37.4	39.7	89.2
5 legally separ, filing 4 divorce, divorced, no kids	287	5.6	5.9	95.1
6 legally separ, filing 4 divorce, divorced, kids	236	4.6	4.9	100.0
Total	4826	94.4	100.0	
Missing System	288	5.6		
Total	5114	100.0		

STRATUM1 strata of sampling design'

	Frequency	Percent	Valid Percent	Cumulative Percent
Valid 1	10	.2	.2	.2
2	121	2.4	2.4	2.6
3	5	.1	.1	2.7
4	94	1.8	1.8	4.5
5	5	.1	.1	4.6
6	70	1.4	1.4	6.0
7	4	.1	.1	6.0
8	44	.9	.9	6.9
9	46	.9	.9	7.8
10	483	9.4	9.4	17.2
11	14	.3	.3	17.5
12	341	6.7	6.7	24.2
13	41	.8	.8	25.0
14	623	12.2	12.2	37.2
15	15	.3	.3	37.5
16	268	5.2	5.2	42.7
17	2	.0	.0	42.7
18	76	1.5	1.5	44.2
19	1	.0	.0	44.3
20	26	.5	.5	44.8
21	5	.1	.1	44.9
22	163	3.2	3.2	48.0
23	2	.0	.0	48.1
24	57	1.1	1.1	49.2
26	5	.1	.1	49.3
28	3	.1	.1	49.4
29	3	.1	.1	49.4
30	35	.7	.7	50.1
31	1	.0	.0	50.1
32	21	.4	.4	50.5
33	16	.3	.3	50.8
34	315	6.2	6.2	57.0
35	4	.1	.1	57.1
36	63	1.2	1.2	58.3
37	18	.4	.4	58.7
38	372	7.3	7.3	65.9
39	5	.1	.1	66.0
40	120	2.3	2.3	68.4
41	16	.3	.3	68.7
42	373	7.3	7.3	76.0
43	2	.0	.0	76.0
44	70	1.4	1.4	77.4
45	23	.4	.4	77.8
46	469	9.2	9.2	87.0
47	2	.0	.0	87.1
48	67	1.3	1.3	88.4
49	527	10.3	10.3	98.7
99	68	1.3	1.3	100.0
Total	5114	100.0	100.0	

WEIGHT

	Frequency	Percent	Valid Percent	Cumulative Percent
Valid 3.00	3	.1	.1	.1
3.62	16	.3	.3	.4
4.44	16	.3	.3	.7
4.71	70	1.4	1.4	2.1
5.14	315	6.2	6.2	8.2
5.49	373	7.3	7.3	15.5
5.67	3	.1	.1	15.6
6.32	63	1.2	1.2	16.8
7.40	5	.1	.1	16.9
12.00	1	.0	.0	16.9
13.86	21	.4	.4	17.3
15.25	4	.1	.1	17.4
15.30	23	.4	.4	17.9
16.41	68	1.3	1.3	19.2
16.77	120	2.3	2.3	21.5
17.00	2	.0	.0	21.6
17.52	594	11.6	11.6	33.2
19.00	76	1.5	1.5	34.7
21.06	483	9.4	9.4	44.1
24.85	26	.5	.5	44.6
25.50	341	6.7	6.7	51.3
26.50	2	.0	.0	51.3
26.89	35	.7	.7	52.0
29.44	18	.4	.4	52.4
31.78	469	9.2	9.2	61.5
34.11	46	.9	.9	62.4
34.17	121	2.4	2.4	64.8
37.01	372	7.3	7.3	72.1
44.04	94	1.8	1.8	73.9
48.29	14	.3	.3	74.2
51.00	1	.0	.0	74.2
78.00	2	.0	.0	74.2
81.70	10	.2	.2	74.4
82.40	5	.1	.1	74.5
104.80	5	.1	.1	74.6
108.75	57	1.1	1.1	75.8
127.86	163	3.2	3.2	78.9
144.87	623	12.2	12.2	91.1
155.19	268	5.2	5.2	96.4
158.00	5	.1	.1	96.5
232.50	2	.0	.0	96.5
254.40	15	.3	.3	96.8
259.00	164	3.2	3.2	100.0
Total	5114	100.0	100.0	

```

descriptives variables=commit job_sat wrkplace shipfac shipserv shipenvr
shipsoc health1 health2 deploy jobprep1 jobprep2 resid neigh leisure1
leisure2 friends relative marry child develop standliv spirit qol1 qol2
/statistics=mean stddev range min max.

```

Descriptives

Descriptive Statistics

	N	Range	Minimum	Maximum	Mean	Std. Deviation
COMMIT q8a to q8h: Organizational commitment	5074	6.00	1.00	7.00	4.6746	1.4275
JOB_SAT q9a to q9L: Job satisfaction	5071	6.00	1.00	7.00	5.0116	1.1140
WRKPLACE q9m to q9w: Workplace issues	5059	6.00	1.00	7.00	4.4003	1.2392
SHIPFAC q20a to q20i: Shipboard facilities	2933	6.00	1.00	7.00	3.7932	1.4082
SHIPSERV q20j to q20aa: Shipboard services	2933	6.00	1.00	7.00	4.4988	1.0731
SHIPENVR q20bb to q20jj: Shipboard environment	2940	6.00	1.00	7.00	4.5626	1.1290
SHIPSOC q20kk to q20ss: Shipboard social & other factors	2939	6.00	1.00	7.00	4.3681	1.1721
HEALTH1 q25a to q25g: Persons own health and health care	5023	6.00	1.00	7.00	4.5985	1.2846
HEALTH2 q25j to q25L5: Dependent's health care	3899	6.00	1.00	7.00	4.5553	1.4114
DEPLOY q28 to q28L: Preparedness to deploy on short notice	5114	12.00	.00	12.00	6.5325	2.9943
JOBPREP1 q30a to q30i: Readiness to do job (Scale 1)	5000	6.00	1.00	7.00	4.7491	1.0233
JOBPREP2 q65a to q65f: Readiness to do job (Scale 2)	4880	6.00	1.00	7.00	4.8722	1.2727
RESID q37a to q37o: Satisfaction with current housing ashore	4527	5.69	1.31	7.00	5.0884	.9005
NEIGH q40a to q40L: Satisfaction with neighborhood	4587	6.00	1.00	7.00	5.2975	1.0082
LEISURE1 q43a to q43e: Satisfaction with leisure and recreation	4870	6.00	1.00	7.00	4.7593	1.1923
LEISURE2 q43f to q43h: Satisfaction with child's leisure and recreation	2422	6.00	1.00	7.00	4.6405	1.4557
FRIENDS q47a to q47d: Satisfaction with friends and friendships	4895	6.00	1.00	7.00	4.9031	1.1753
RELATIVE q52a to q52e: Relationship with relatives	4685	6.00	1.00	7.00	5.2115	.9780
MARRY q56a to q56h: Marriage-intimate relationship	3714	6.00	1.00	7.00	5.6300	1.1487
CHILD q61a to q61i: Relationship with your children	2315	6.00	1.00	7.00	5.2669	.9377
DEVELOP q66a to q66i: Personal development	4867	6.00	1.00	7.00	5.6537	.8838
STANDLIV q60a to q69d: Standard of living/income	4868	6.00	1.00	7.00	4.7213	1.5078
SPIRIT q78a to q78L: Spiritual well-being	3110	4.83	2.17	7.00	5.8686	.7887
QOL1 q81 to q83: Overall quality of life--Scale 1	4859	5.33	1.00	6.33	4.7238	.9709
QOL2 q86a to q86o: Overall quality of life--Scale 2	4846	6.00	1.00	7.00	5.1860	.9446
Valid N (listwise)	609					

**Appendix S:
SPSS Runstream to Weight the Data**

PURPOSE OF RUN: TO WEIGHT THE DATA OF THE NAVY QOL SURVEY ON 28 NOV 2002;
BASE RATE AND NON-RESPONSE ADJUSTMENTS

Comment "weighting data_11-28-02.sps".

GET

FILE='C:\MIG Data\p14e\2002 Life Needs Survey (Dup of H'+
'-SPSSWIN)\Survey\data\total survey database7_11-26-02.sav'.

compute strat1=817/222 * 222/10.
frequencies variables=strat1.

compute strat2=4135/1100 * 1100/121.
frequencies variables=strat2.

compute strat3=524/144 * 144/5.
frequencies variables=strat3.

compute strat4=4140/1100 * 1100/94.
frequencies variables=strat4.

compute strat5=3586/167 * 167/5.
frequencies variables=strat5.

compute strat6=21984/978 * 978/70.
frequencies variables=strat6.

compute strat7=2403/122 * 122/4.
frequencies variables=strat7.

compute strat8=14096/711 * 711/44.
frequencies variables=strat8.

compute strat9=1569/224 * 224/46.
frequencies variables=strat9.

compute strat10=10172/1455 * 1455/483.
frequencies variables=strat10.

compute strat11=676/100 * 100/14.
frequencies variables=strat11.

compute strat12=8696/1248 * 1248/341.
frequencies variables=strat12.

compute strat13=10637/259 * 259/41.
frequencies variables=strat13.

compute strat14=90253/2172 * 2172/623.
frequencies variables=strat14.

compute strat15=3816/103 * 103/15.
frequencies variables=strat15.

compute strat16=41591/1124 * 1124/268.
frequencies variables=strat16.

compute strat17=53/7 * 7/2.
frequencies variables=strat17.

compute strat18=1444/138 * 138/76.
frequencies variables=strat18.

compute strat19=51/5 * 5/1.
frequencies variables=strat19.

compute strat20=646/63 * 63/26.
frequencies variables=strat20.

compute strat21=790/13 * 13/5.
frequencies variables=strat21.

compute strat22=20841/335 * 335/163.
frequencies variables=strat22.

compute strat23=465/10 * 10/2.
frequencies variables=strat23.

compute strat24=6199/112 * 112/57.
frequencies variables=strat24.

comment Stratum 25 and Stratum 27 dropped out of the design (see footnote for Appendix F, Sampling Allocation Report).

compute strat26=37/16 * 16/5.
frequencies variables=strat26.

compute strat28=17/8 * 8/3.
frequencies variables=strat28.

compute strat29=9/4 * 4/3.
frequencies variables=strat29.

compute strat30=941/63 * 63/35.
frequencies variables=strat30.

compute strat31=12/4 * 4.
frequencies variables=strat31.

compute strat32=291/47 * 47/21.
frequencies variables=strat32.

compute strat33=71/38 * 38/16.
frequencies variables=strat33.

```

compute strat34=1618/805 * 805/315.
frequencies variables=strat34.

compute strat35=61/32 * 32/4.
frequencies variables=strat35.

compute strat36=398/211 * 211/63.
frequencies variables=strat36.

compute strat37=530/43 * 43/18.
frequencies variables=strat37.

compute strat38=13768/1062 * 1062/372.
frequencies variables=strat38.

compute strat39=412/76 * 76/5.
frequencies variables=strat39.

compute strat40=2012/370 * 370/120.
frequencies variables=strat40.

compute strat41=58/25 * 25/16.
frequencies variables=strat41.

compute strat42=2047/834 * 834/373.
frequencies variables=strat42.

compute strat43=34/15 * 15/2.
frequencies variables=strat43.

compute strat44=330/143 * 143/70.
frequencies variables=strat44.

compute strat45=352/23 * 1.
frequencies variables=strat45.

compute strat46=14907/940 * 940/469.
frequencies variables=strat46.

compute strat47=156/25 * 25/2.
frequencies variables=strat47.

compute strat48=1116/168 * 168/68.
frequencies variables=strat48.

compute strat49=1016/58 * 58/58.
frequencies variables=strat49.

compute weight = 1.
if (stratum eq 1) weight = 81.7.
if (stratum eq 2) weight = 34.17.
if (stratum eq 3) weight = 104.8.
if (stratum eq 4) weight =44.04.
if (stratum eq 5) weight = 259.
if (stratum eq 6) weight =259.
if (stratum eq 7) weight = 259.

```

```
if (stratum eq 8) weight =259.
if (stratum eq 9) weight = 34.11.
if (stratum eq 10) weight =21.06.
if (stratum eq 11) weight = 48.29.
if (stratum eq 12) weight =25.5.
if (stratum eq 13) weight = 259.
if (stratum eq 14) weight =144.87.
if (stratum eq 15) weight = 254.4.
if (stratum eq 16) weight =155.19.
if (stratum eq 17) weight = 26.5.
if (stratum eq 18) weight =19.
if (stratum eq 19) weight = 51.
if (stratum eq 20) weight =24.85.
if (stratum eq 21) weight = 158.
if (stratum eq 22) weight =127.86.
if (stratum eq 23) weight = 232.5.
if (stratum eq 24) weight =108.75.
if (stratum eq 26) weight = 7.4.
if (stratum eq 28) weight =5.67.
if (stratum eq 29) weight = 3.
if (stratum eq 30) weight =26.89.
if (stratum eq 31) weight = 12.
if (stratum eq 32) weight =13.86.
if (stratum eq 33) weight = 4.44.
if (stratum eq 34) weight =5.14.
if (stratum eq 35) weight =15.25.
if (stratum eq 36) weight = 6.32.
if (stratum eq 37) weight =29.44.
if (stratum eq 38) weight = 37.01.
if (stratum eq 39) weight =82.4.
if (stratum eq 40) weight = 16.77.
if (stratum eq 41) weight =3.62.
if (stratum eq 42) weight = 5.49.
if (stratum eq 43) weight =17.
if (stratum eq 44) weight = 4.71.
if (stratum eq 45) weight =15.3.
if (stratum eq 46) weight = 31.78.
if (stratum eq 47) weight =78.
if (stratum eq 48) weight = 16.41.
if (stratum eq 49) weight =17.52.
weight by weight.
frequencies variables=weight.
execute.
```

```
save outfile='C:\MIG Data\p14e\2002 Life Needs Survey (Dup of H'+
'-SPSSWIN)\Survey\data\total survey database8wtd_11-28-02.sav'.
```

```
frequencies variables=weight.
```

```
save outfile='H:\Mig Data 11-28-02\MIG Data\p14e\2002 Life Needs Survey (Dup of H'+
'-SPSSWIN)\Survey\data\total survey database8WTD_11-26-02.sav'.
```

```
frequencies variables=weight.
```

Distribution

AIR UNIVERSITY LIBRARY
AIRFORCE ARMSTRONG LABORATORY (CODE 13)
ARMY MANAGEMENT STAFF COLLEGE LIBRARY
ARMY RESEARCH INSTITUTE LIBRARY
ARMY WAR COLLEGE LIBRARY
ASSISTANT DEPUTY CHIEF OF NAVAL OPERATIONS
CANADIAN DEFENSE LIAISON STAFF
CENTER FOR NAVAL ANALYSES LIBRARY
COMMANDER NAVY PERSONNEL COMMAND (PERS-6)
NAWCTSD
HEAD MANPOWER PERSONNEL TRAINING BRANCH (N813)
HUMAN RESOURCES DIRECTORATE TECHNICAL LIBRARY
JOINT FORCES STAFF COLLEGE LIBRARY
MARINE CORPS RESEARCH CENTER
MARINE CORPS UNIVERSITY LIBRARIES
NATIONAL DEFENSE UNIVERSITY LIBRARY
NAVAL HEALTH RESEARCH CENTER WILKINS BIOMEDICAL LIBRARY
NAVAL POSTGRADUATE SCHOOL DUDLEY KNOX LIBRARY
NAVAL RESEARCH LABORATORY RUTH HOOKER RESEARCH LIBRARY
NAVAL WAR COLLEGE LIBRARY
NAVY MANPOWER ANALYSIS CENTER
ONR (CODE 342)
PENTAGON LIBRARY
USAF ACADEMY LIBRARY
US COAST GUARD ACADEMY LIBRARY
US MERCHANT MARINE ACADEMY BLAND LIBRARY
US MILITARY ACADEMY AT WEST POINT LIBRARY
US NAVAL ACADEMY NIMITZ LIBRARY
DEFENSE TECHNICAL INFORMATION CENTER