


***A Comprehensive, Robust Design Simulation
Approach to the Evaluation/Selection of Affordable
Technologies and Systems***



Prepared By:

Dr. Dimitri Mavris

Dr. Dan DeLaurentis

Under Grant N00014-97-1-0783

Aerospace Systems Design Laboratory
School of Aerospace Engineering
Georgia Institute of Technology
Atlanta, GA 30332-0150

Dr. Dimitri Mavris / Dr. Dan DeLaurentis
Georgia Institute of Technology
Atlanta, GA 30332-0150
www.asdl.gatech.edu

1999 ONR Grant Review - Aerospace Systems Design Laboratory (ASDL)



Presentation Outline

- 1. Introduction and Research Setting/Summary***
- 2. Overall Technical Approach for Affordable Systems Design***
- 3. Methods Implementation and Testbed Applications***
- 4. Key Advancements in Method Components***
- 5. Conclusions/Summary***

Dr. Dimitri Mavris / Dr. Dan DeLaurentis
Georgia Institute of Technology
Atlanta, GA 30332-0150
www.asdl.gatech.edu

1999 ONR Grant Review - Aerospace Systems Design Laboratory (ASDL)



DTIC QUALITY INSPECTED 4
DISTRIBUTION STATEMENT A
Approved for Public Release
Distribution Unlimited

19991001 060

Section 1

- 1. Introduction and Research Setting/Summary*
- 2. Overall Technical Approach for Affordable Systems Design*
- 3. Methods Implementation and Testbed Applications*
- 4. Key Advancements in Method Components*
- 5. Conclusions/Summary*

Dr. Dimitri Mavris / Dr. Dan DeLaurentis
Georgia Institute of Technology
Atlanta, GA 30332-0150
www.asdl.gatech.edu

1999 ONR Grant Review- Aerospace Systems Design Laboratory (ASDL)



ONR-AMPP Goals and ASDL Objectives

Overall ONR Goal (AMPP program)

Develop methods for measuring and predicting affordability during S&T investment decision making for optimal resource allocation

Results of Georgia Tech ASDL Research Grant

- A comprehensive, structured, and transparent decision making **methodology** has been developed to guide S&T investment and resource allocation, with the capability for risk reduction, total ownership cost reduction, and performance improvement.
- The baseline tool created to implement this process is called TIES: the *Technology Identification, Evaluation, and Selection* tool
TIES is the research testbed as well as research product !

Dr. Dimitri Mavris / Dr. Dan DeLaurentis
Georgia Institute of Technology
Atlanta, GA 30332-0150
www.asdl.gatech.edu

1999 ONR Grant Review- Aerospace Systems Design Laboratory (ASDL)



REPORT DOCUMENTATION PAGE

Form Approved
OMB No. 0704-0188

Public reporting burden for this collection of information is estimated to average 1 hour per response, including the time for reviewing instructions, searching data sources, gathering and maintaining the data needed, and completing and reviewing the collection of information. Send comments regarding this burden estimate or any other aspect of this collection of information, including suggestions for reducing this burden to Washington Headquarters Service, Directorate for Information Operations and Reports, 1215 Jefferson Davis Highway, Suite 1204, Arlington, VA 22202-4302, and to the Office of Management and Budget, Paperwork Reduction Project (0704-0188) Washington, DC 20503.

PLEASE DO NOT RETURN YOUR FORM TO THE ABOVE ADDRESS.

1. REPORT DATE (DD-MM-YYYY) 30-09-2000 1999		2. REPORT DATE Annual		3. DATES COVERED (From - To) July 1998 - Sept 1999	
4. TITLE AND SUBTITLE A Comprehensive, Robust Design Simulation Approach to the Evaluation/Selection of Affordable Technologies and Systems.				5a. CONTRACT NUMBER	
				5b. GRANT NUMBER N00014-97-0783	
				5c. PROGRAM ELEMENT NUMBER	
6. AUTHOR(S) Dr. Dimitri Mavris Dr. Daniel DeLaurentis				5d. PROJECT NUMBER	
				5e. TASK NUMBER	
				5f. WORK UNIT NUMBER	
7. PERFORMING ORGANIZATION NAME(S) AND ADDRESS(ES) Georgia Institute of Technology School of Aerospace, Aerospace Systems Design Laboratory				8. PERFORMING ORGANIZATION REPORT NUMBER	
9. SPONSORING/MONITORING AGENCY NAME(S) AND ADDRESS(ES) Office of Naval Research, Industrial Programs Division 800 N Quincy St., Arlington, VA 22217-5660				10. SPONSOR/MONITOR'S ACRONYM(S) ONR Code 36	
				11. SPONSORING/MONITORING AGENCY REPORT NUMBER	
12. DISTRIBUTION AVAILABILITY STATEMENT Open					
13. SUPPLEMENTARY NOTES					
14. ABSTRACT This annual report documents the results of basic research in the area of affordability measurement and prediction science. A key result has been the formulation of a comprehensive, rational approach to technology identification, evaluation, and selection, to aid Navy decision-makers in developing new and more affordable systems.					
15. SUBJECT TERMS Affordability, Technologies, Robust Design, Requirements					
16. SECURITY CLASSIFICATION OF:			17. LIMITATION OF ABSTRACT	18. NUMBER OF PAGES 92	19a. NAME OF RESPONSIBLE PERSON Dimitri Mavris
a. REPORT Uncl.	b. ABSTRACT Uncl.	c. THIS PAGE Uncl.			19b. TELEPHONE NUMBER (include area code) 404-894-1557

ASDL-ONR Objective Mapping

AMPP Objectives:

- ☛ Facilitate S&T Resource Allocation Decisions ✓
- ☛ Enable Early Definition/ Assessment of Weapon System Design Trade Spaces ✓
- ☛ Assess Impact of Technology Insertion ✓
- ☛ Perform Total Cost of Ownership Prediction and reduction for Navy Weapon Systems ✓
- ☛ Define Affordability Metrics ✓
- ☛ Predict System Affordability ✓

ASDL Research Thrusts:

- ☛ Multi-Attribute Decision Making
- ☛ Technology Impact Forecasting
- ☛ Technology Identification, Evaluation, and Selection
- ☛ Joint Multivariate Probabilistic Modeling
- ☛ Advances in Soft Computing

Dr. Dimitri Mavris / Dr. Dan DeLaurentis
Georgia Institute of Technology
Atlanta, GA 30332-0150
www.asdl.gatech.edu

1999 ONR Grant Review- Aerospace Systems Design Laboratory (ASDL)



ONR Grant: ASDL Ph.D. Student/Staff Support

Number of Ph.D. Students Supported: 8

- | | |
|----------------------------|----------------------------|
| Ms. Debora Daberkow (ASDL) | Mr. Oliver Bandte (ASDL) |
| Ms. Danielle Soban (ASDL) | Mr. Andy Baker (ASDL) |
| Ms. Elena Garcia (ASDL) | Ms. Linda Wang (ASDL) |
| Ms. Shobana Murali (Math) | Mr. Noppadon Khiripet (EE) |

Number of Masters Students Supported: 8

Multidisciplinary Professional Team: 4

- | | |
|------------------------------|------------------------------|
| Dr. Dimitri Mavris (AE) | Dr. Daniel DeLaurentis (AE) |
| Dr. Dan Schrage (AE) | Dr. Mark Hale (AE) |
| Dr. Leonid Bunimovich (Math) | Dr. George Vachtsevanos (EE) |
| Dr. Jimmy Tai (AE) | Dr. Ivan Burdun (AE) |

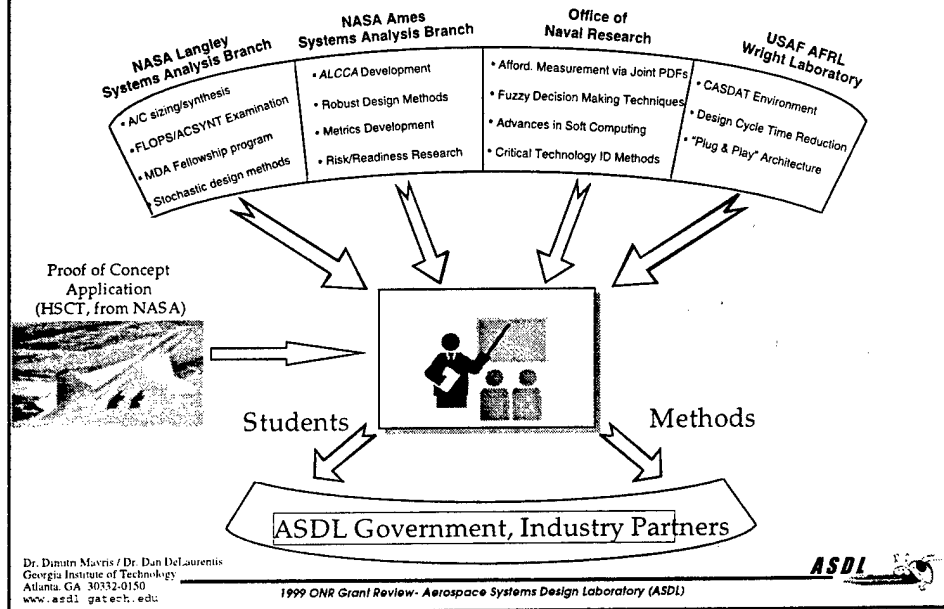
+ Over 40 students exposed to methods in graduate design curriculum

Dr. Dimitri Mavris / Dr. Dan DeLaurentis
Georgia Institute of Technology
Atlanta, GA 30332-0150
www.asdl.gatech.edu

1999 ONR Grant Review- Aerospace Systems Design Laboratory (ASDL)



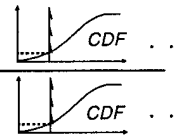
Collaborative Research Sponsorship



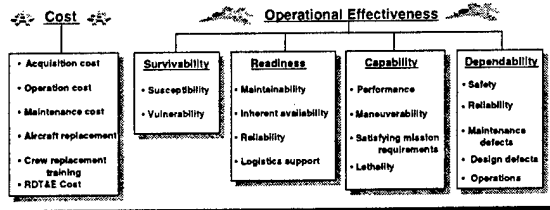
Definition of Affordability

Affordability: The ratio of benefits provided or gained from the system over the cost of achieving those benefits
In a probabilistic, Modeling & Simulation approach, Risk is inherent in these estimates


$$S \ \& \ T \ \text{Affordability} = \frac{\text{Weapon System Effectiveness}}{\text{Investment to Achieve This Effectiveness}}$$



Weapon System Effectiveness- Aircraft Example



$$\text{Effectiveness} = k_1(\text{Capability}) + k_2(\text{Survivability}) + k_3(\text{Readiness}) + k_4(\text{Dependability}) + k_5(\text{Life Cycle Cost})$$



Dr. Dimitri Mavris / Dr. Dan DeLaurentis
Georgia Institute of Technology
Atlanta, GA 30332-0150
www.asdl.gatech.edu

1999 ONR Grant Review - Aerospace Systems Design Laboratory (ASDL)

Science & Technology Return on Investment (ROI)

An Alternate Evaluation Criterion:

$$\frac{\partial \text{Benefit}}{\partial \text{S\&T Investment}} ; \frac{\partial \text{Cost Savings}}{\partial \text{S\&T Investment}} ; \frac{\partial \text{Risk Reduction}}{\partial \text{S\&T Investment}}$$

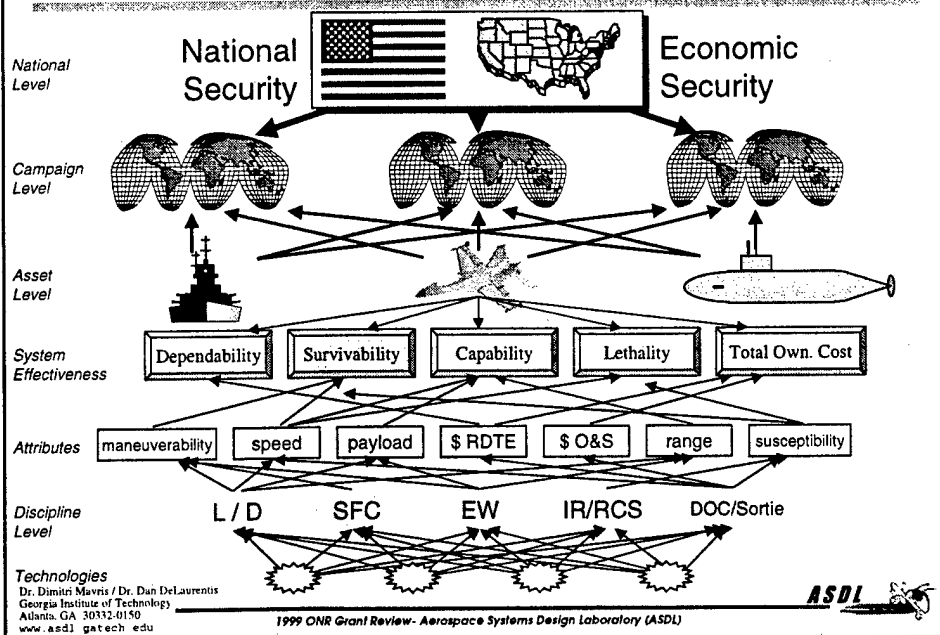
ROI Assesses the impact that the S&T investment made on the system performance, survivability, safety, ..., developmental, production, support life cycle cost and on averting or reducing risk or by improving the readiness associated with a given technology.

Dr. Dimitri Mavris / Dr. Dan DeLaurentis
Georgia Institute of Technology
Atlanta, GA 30332-0150
www.asdl.gatech.edu

1999 ONR Grant Review- Aerospace Systems Design Laboratory (ASDL)



Problem Definition- Hierarchical Decomposition



Technical Areas of Research

ASDL's research for the ONR presented here falls in the following categories:

- ◆ Decision-Making methods for Affordability, with and without modeling and simulation capabilities. This area includes:
 - ◆ *analysis of alternative concepts and technologies*
 - ◆ *joint multivariate probability models for decision making*
 - ◆ *multi-attribute methods such as TOPSIS*
 - ◆ *decision tree networks with fuzzy inputs.*
- ◆ Affordability measurement and prediction (forecasting) of future technology options, in the presence of a variety of uncertainties. This area includes:
 - ◆ *Use of Response Surface Models of physics-based analyses*
 - ◆ *Uncertainty modeling and use of Fast Probability Integration (FPI)*
 - ◆ *Preliminary research into stochastic models and methods*
- ◆ Concurrent, physics-based modeling of system requirements and technologies
 - ◆ *Nonlinear, constrained equation solver for feasible solutions that trade requirements and technology levels*

All three of these areas are encompassed in the overall TIES environment

Dr. Dimitri Mavris / Dr. Don DeLaurentis
Georgia Institute of Technology
Atlanta, GA 30332-0150
www.asdl.gatech.edu

1999 ONR Grant Review - Aerospace Systems Design Laboratory (ASDL)



Review of Year 1 Results

An innovative, comprehensive method for engineering decision making was created, the Technology Identification, Evaluation, and Selection (TIES) method, populated by:

- ◆ *Problem Definition/Brainstorming Tools: QFD, Morphological Matrix, Pugh Matrix*
- ◆ *Intelligent Modeling & Simulation and Technology Impact Forecast through Response Surface Methods*
- ◆ *Method for rapid assessment of technical feasibility and economic viability*
- ◆ *Multi-attribute decision making methods (MADM)*
- ◆ *Initiation of a Joint Probability Decision Making (JPDM) model*

Investigation of Advanced Math and Soft Computing Techniques

- ◆ *Review and classification of nine emerging techniques*
- ◆ *Comparative study of Neural-Network and Response Surface approximations*
- ◆ *Employment of Fast Probability Integration (FPI) techniques to assist in probabilistic formulation*
- ◆ *Review of advanced tree-network formulations for decision-making under uncertainty and schedule constraints*

Dr. Dimitri Mavris / Dr. Don DeLaurentis
Georgia Institute of Technology
Atlanta, GA 30332-0150
www.asdl.gatech.edu

1999 ONR Grant Review - Aerospace Systems Design Laboratory (ASDL)



Summary of Year 2 Results

1. Significant enhancements to the TIES affordability environment est. in Year 1
 - ◆ *Pilot Studies: Environment prototype for Navy's F-18C, NASA's HSCT, a notional 150 pax transport, and a short-haul civil tiltrotor*
 - ◆ *JPDM incorporation and validation; n-variate math model constructed*
 - ◆ *Genetic Algorithm for technology combinatorial selection problems*
 - ◆ *Fuzzy Decision tree constructed to treat stochastic affordable technology selection problem, an evolution of TIES to include schedule/cost as well as performance*
2. Completion of the investigative research into mathematical and soft computing techniques and stochastics, resulting in:
 - ◆ *Web-based database of advanced math and soft computing techniques relevant to affordability measurement and prediction, including current investigators, computer codes, and transition status*
 - ◆ *Several implementations of methods (Fuzzy sets, GA's, Neural Networks)*
 - ◆ *Roadmap towards stochastic methods established, research goals prioritized*
3. A powerful mathematical tool to examine the simultaneous impact of vehicle requirements & technologies has been created and initially tested on a F/A-18C case, including carrier suitability constraints.
4. Methods have been integrated in Graduate level curriculum

Dr. Dimitri Mavris / Dr. Dan DeLaurentis
Georgia Institute of Technology
Atlanta, GA 30332-0150
www.asdl.gatech.edu

1999 ONR Grant Review - Aerospace Systems Design Laboratory (ASDL)



Research Payoffs: Value Added to USN

- Tradeoff requirements vs. technologies *early in design and procurement* phases, with implications for Navy Total Cost of Ownership (TOC) reduction
 - Ability to identify and assess the impact of new technologies for *Resource allocation planning*
 - *Probabilistic assessment of design, technological, and operational uncertainty*
 - *Efficient system feasibility and economic viability assessment*
 - *Reduction in design cycle time and cost*
 - *Design for affordability* in an IPPD environment
 - Design for "cost as an independent variable" (CAIV) as a stochastic process
 - Initial implementation of affordability methods to F/A-18C and NASA's HSCT, with further validation on Navy systems proposed



Dr. Dimitri Mavris / Dr. Dan DeLaurentis
Georgia Institute of Technology
Atlanta, GA 30332-0150
www.asdl.gatech.edu

1999 ONR Grant Review - Aerospace Systems Design Laboratory (ASDL)



Section 2

1. *Introduction and Research Setting/Summary*
2. *Overall Technical Approach for Affordable Systems Design
- Feasibility/Viability Examination and the TIES
Method for Affordable Technology Investment*
3. *Methods Implementation and Testbed Applications*
4. *Key Advancements in Method Components*
5. *Conclusions/Summary*

Dr. Dimitri Mavris / Dr. Dan DeLaurentis
Georgia Institute of Technology
Atlanta, GA 30332-0150
www.asdl.gatech.edu

1999 ONR Grant Review - Aerospace Systems Design Laboratory (ASDL)



Decision Making:

Two Avenues for Technology Assessment

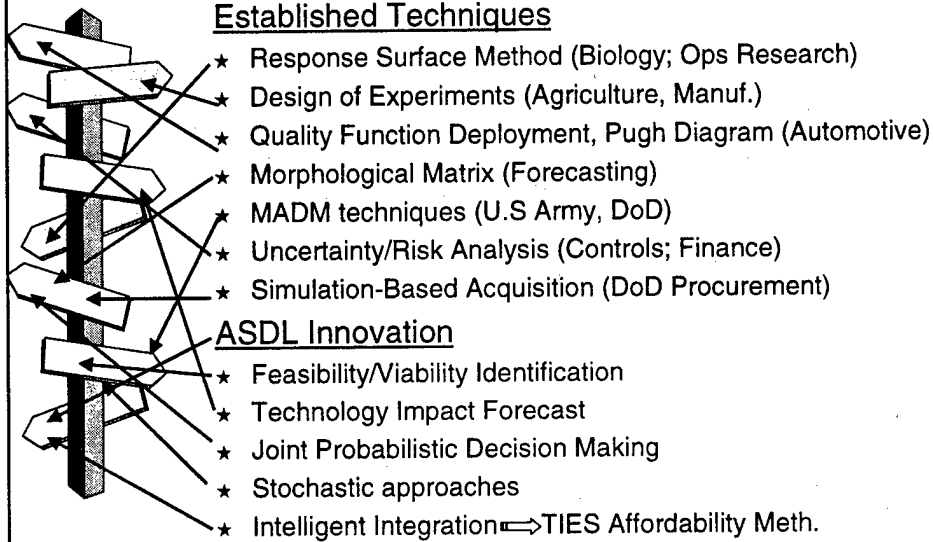
- 1) Subjective Rankings through QFD, Pugh Diagrams, and Multi-Attribute Decision Making (MADM)
 - DoD guiding documents (e.g. DTAPS) & expert opinion are used to establish a mapping of the Navy's warfighting structure
 - Through Quality Function Deployment (QFD) and Pugh Diagrams, this mapping is used to subjectively assign importance weights to various technologies accounting for joint warfighting needs
 - Multi-Attribute Decision Making (MADM) techniques use results to guide the decision maker to the best solutions
- 2) Modeling & Simulation (M&S) and Joint Probabilistic Decision Making (JPDM)
 - Engineering analyses and physics-based models of technologies are employed in order to obtain objective estimates of technology impacts
 - Probabilistic analysis techniques captures uncertainty and risk among multiple, inter-related decision criteria

Dr. Dimitri Mavris / Dr. Dan DeLaurentis
Georgia Institute of Technology
Atlanta, GA 30332-0150
www.asdl.gatech.edu

1999 ONR Grant Review - Aerospace Systems Design Laboratory (ASDL)



Established Techniques + Innovative Methods = *The TIES Affordability Approach*

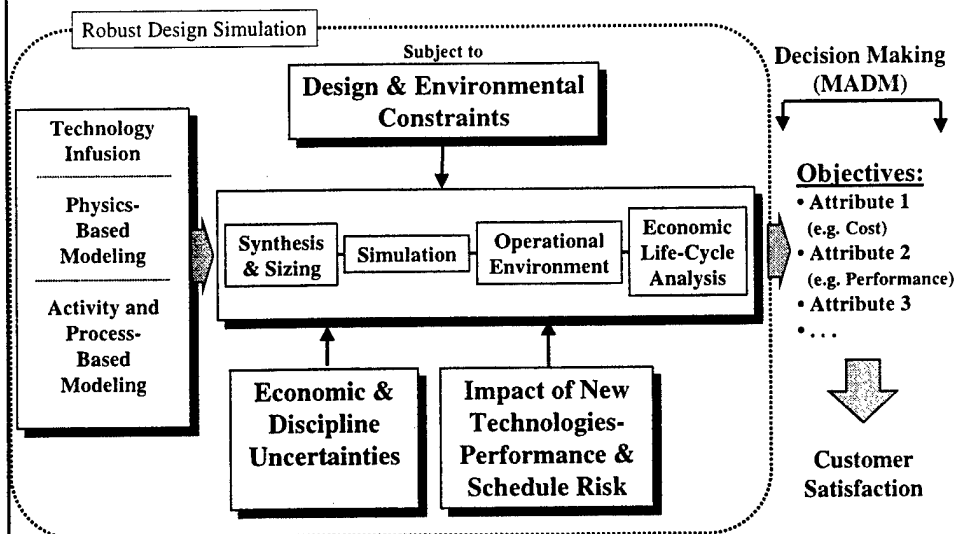


Dr. Dimitri Mavris / Dr. Dan DeLaurentis
Georgia Institute of Technology
Atlanta, GA 30332-0150
www.asdl.gatech.edu

1999 ONR Grant Review - Aerospace Systems Design Laboratory (ASDL)



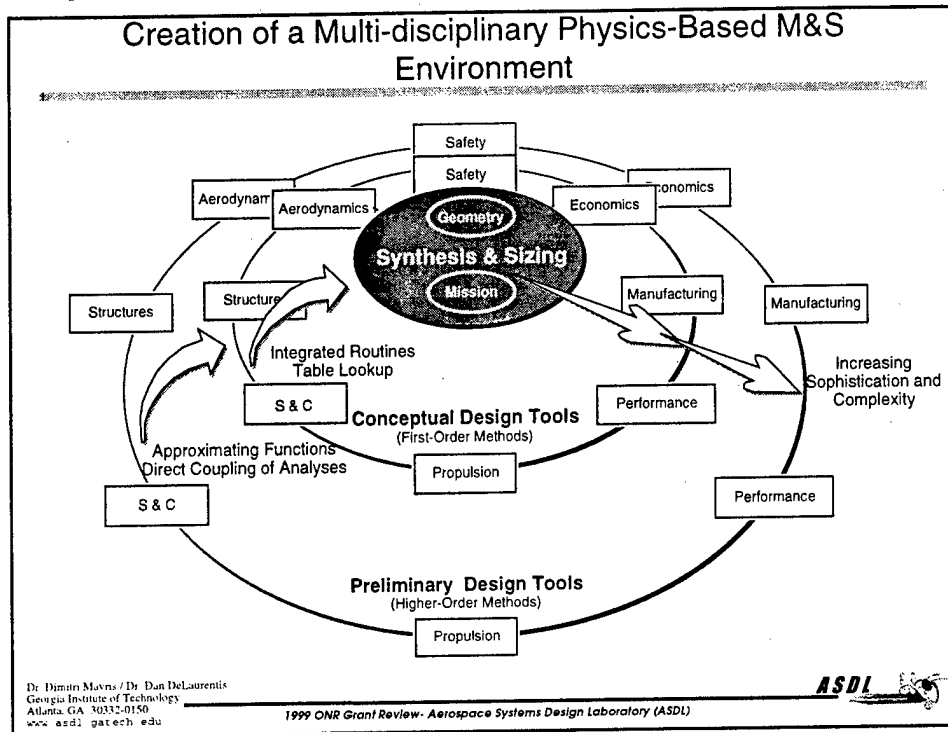
Physics-Based Modeling and Simulation Environment



Dr. Dimitri Mavris / Dr. Dan DeLaurentis
Georgia Institute of Technology
Atlanta, GA 30332-0150
www.asdl.gatech.edu

1999 ONR Grant Review - Aerospace Systems Design Laboratory (ASDL)





Response Surface Methodology (RSM)

- RSM is a multivariate regression technique developed to model the response of a complex system using a simplified equation
- RSM is based on the design of experiments methodology which gives the maximum power for a given amount of experimental effort
- Typically, the response is modeled using a second order quadratic equation of the form:

$$R = b_0 + \sum_{i=1}^k b_i x_i + \sum_{i=1}^k b_{ii} x_i^2 + \sum_{i=1}^{k-1} \sum_{j=i+1}^k b_{ij} x_i x_j$$

Where,

- b_i are regression coefficients for the first degree terms
- b_{ii} are coefficients for the pure quadratic terms
- b_{ij} are the coefficients for the cross-product terms

Dr. Dimitri Mavris / Dr. Dan DeLaurentis
Georgia Institute of Technology
Atlanta, GA 30332-0150
www.asdl.gatech.edu

ASDL

1999 ONR Grant Review - Aerospace Systems Design Laboratory (ASDL)

Design of Experiments

Design of Experiments	For 7 Variables	For 12 Variables	Equation
Full Factorial	2,187	531,441	3^n
Central Composite	143	4,121	$2^n + 2n + 1$
Box-Behnken	62	2,187	-
D-Optimal Design	36	91	$(n+1)(n+2)/2$

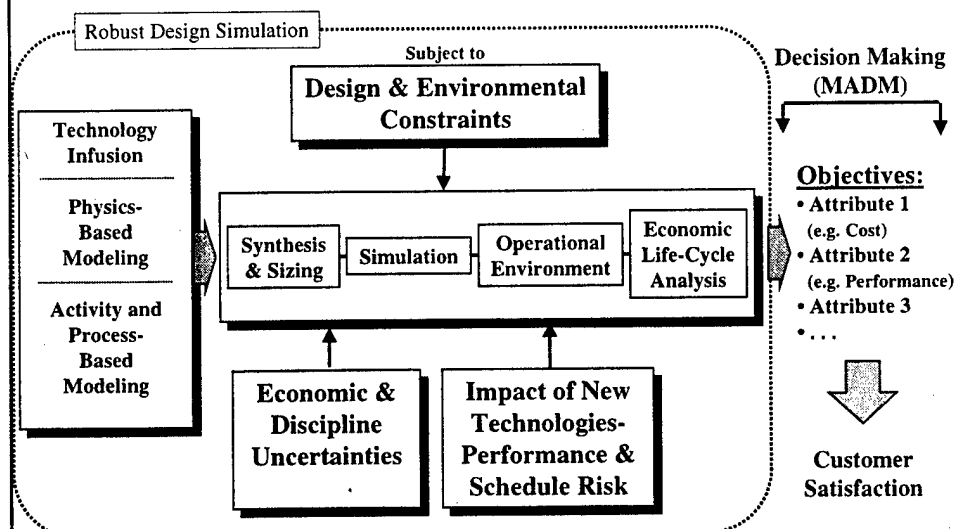
Run	Factors			Response
	X ₁	X ₂	X ₃	
1	-1	-1	-1	y ₁
2	+1	-1	-1	y ₂
3	-1	+1	-1	y ₃
4	+1	+1	-1	y ₄
5	-1	-1	+1	y ₅
6	+1	-1	+1	y ₆
7	-1	+1	+1	y ₇
8	+1	+1	+1	y ₈

Dr. Dimitri Mavris / Dr. Dan DeLaurentis
Georgia Institute of Technology
Atlanta, GA 30332-0150
www.asdl.gatech.edu

1999 ONR Grant Review - Aerospace Systems Design Laboratory (ASDL)



Physics-Based Modeling and Simulation Environment



Dr. Dimitri Mavris / Dr. Dan DeLaurentis
Georgia Institute of Technology
Atlanta, GA 30332-0150
www.asdl.gatech.edu

1999 ONR Grant Review - Aerospace Systems Design Laboratory (ASDL)



Robust Design

Robust Design is the systematic approach to finding *optimum values of design factors* which results in economical designs which *maximize the probability of success*.

A Robust Design is characterized by:

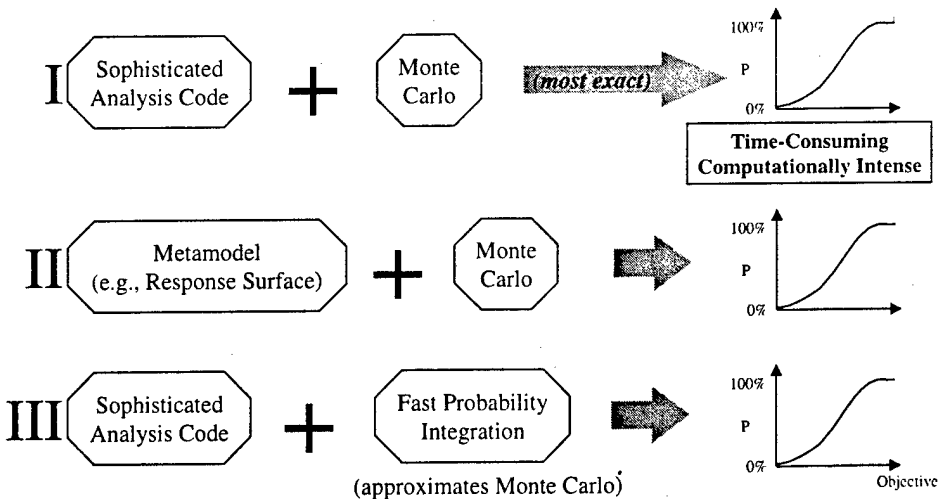
- Technical Feasibility** → satisfies all technical constraints for a given confidence level,
- Viability** → customer's economic targets are also met

Dr. Dimitri Mavris / Dr. Dan DeLaurentis
Georgia Institute of Technology
Atlanta, GA 30332-0150
www.asdl.gatech.edu

1999 ONR Grant Review - Aerospace Systems Design Laboratory (ASDL)



Options for Probabilistic Design

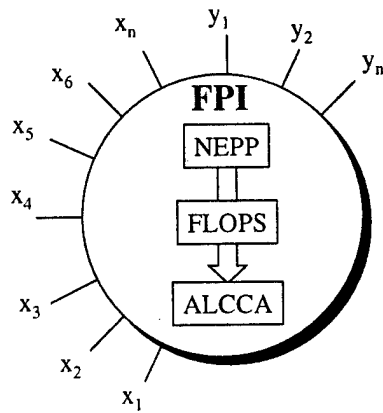


Dr. Dimitri Mavris / Dr. Dan DeLaurentis
Georgia Institute of Technology
Atlanta, GA 30332-0150
www.asdl.gatech.edu

1999 ONR Grant Review - Aerospace Systems Design Laboratory (ASDL)



Fast Probability Integration (FPI)



- FPI manages program execution while handling up to 100 deterministic (x_i) or probabilistic (y_i) variables, with capability for expansion
- Establishes design feasibility
- Identification of most critical constraints
- Creates probabilistic sensitivity derivatives and CDFs for each objective & constraint
- Assessment of new technologies impact deterministically or probabilistically
- Probabilistic solutions for a set of design variables subject to uncertainty
- Identification of feasible and/or robust solutions, by assigning random distributions to each design variable, within the range of applicability, and allowing for operational and manufacturing uncertainty

Dr. Dimitri Mavris / Dr. Dan DeLaurentis
Georgia Institute of Technology
Atlanta, GA 30332-0150
www.asdl.gatech.edu

1999 ONR Grant Review - Aerospace Systems Design Laboratory (ASDL)



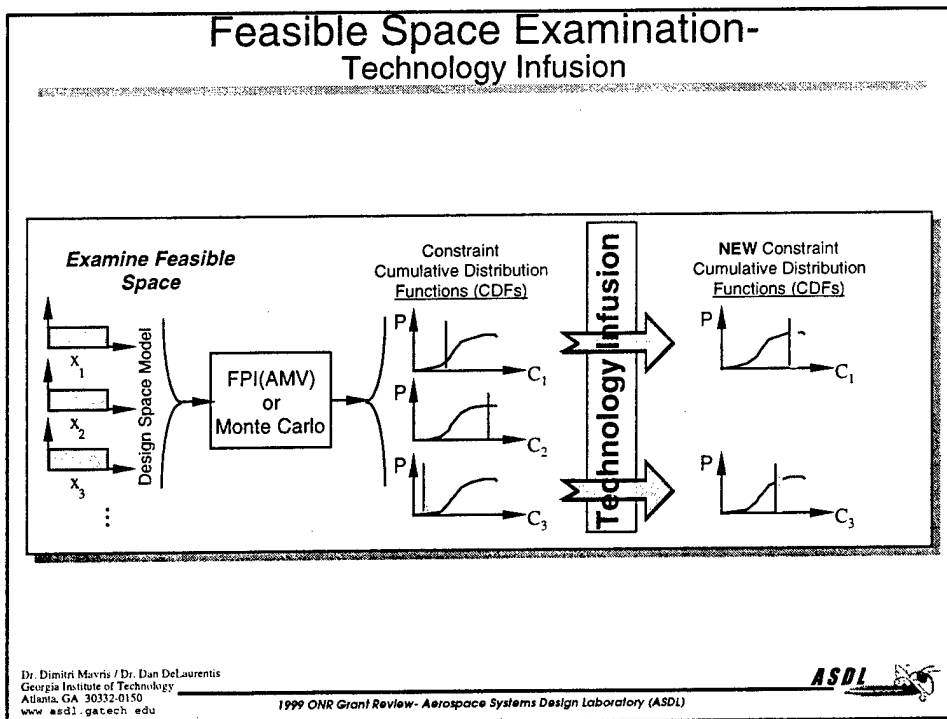
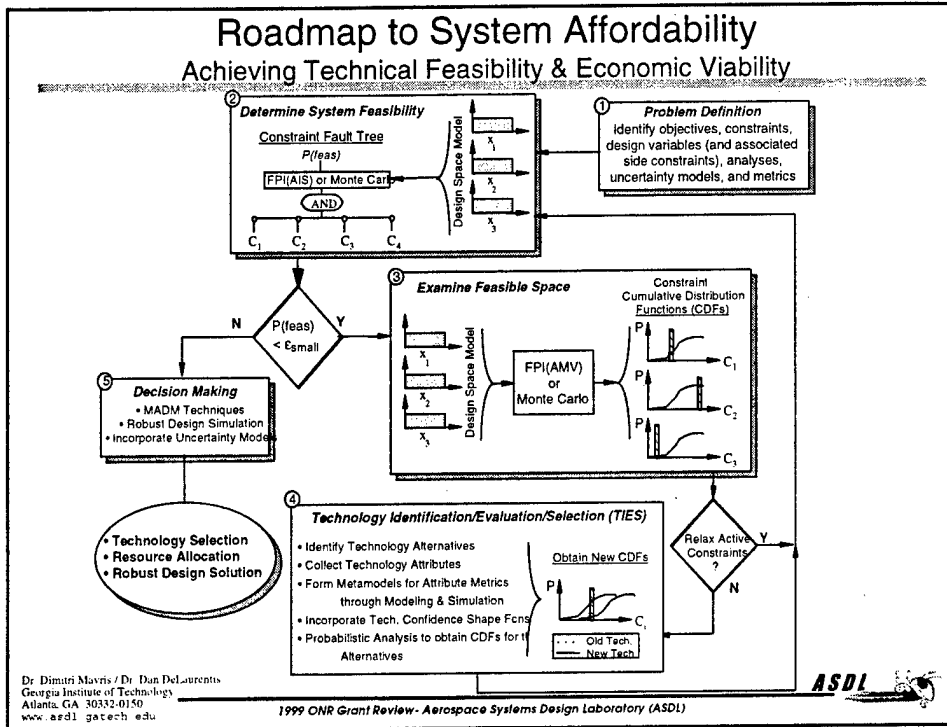
Characterizing the Feasibility/Viability Method

- Q1: What are the measures of success ?
- Q2: Is a new technology needed ? i.e. Can optimization satisfy the requirements ?
- Q3a: What constraints are being violated ?
- Q3b: Can constraints be relaxed ?
- Q3c: Can requirements be relaxed? Can they be manipulated/examined simultaneously ?
- Q3d: What discipline metric is responsible for this violation ?
- Q4a: What is the mapping between technologies and metrics, including adverse effects ?
- Q4b: What is the confidence associated with a technology estimate ?
- Q4c: What is the optimal resource allocation (including combinations of technologies) ?
- Q4d: Multi-Attribute Decision Making methods (MADM) yields best mix of technologies ?
- Q5: With technologies and confidence estimates chosen, return to full analysis. Can final design space exploration and robust design optimization improve the result ?

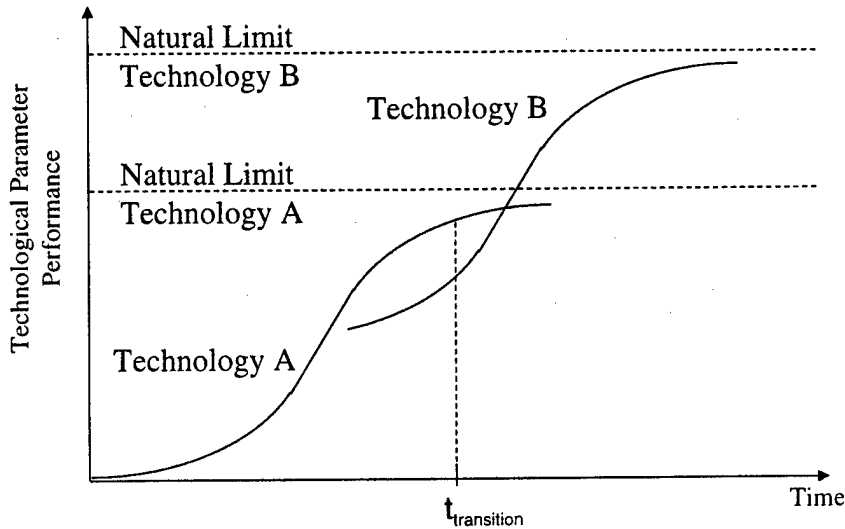
Dr. Dimitri Mavris / Dr. Dan DeLaurentis
Georgia Institute of Technology
Atlanta, GA 30332-0150
www.asdl.gatech.edu

1999 ONR Grant Review - Aerospace Systems Design Laboratory (ASDL)





Technology Substitution



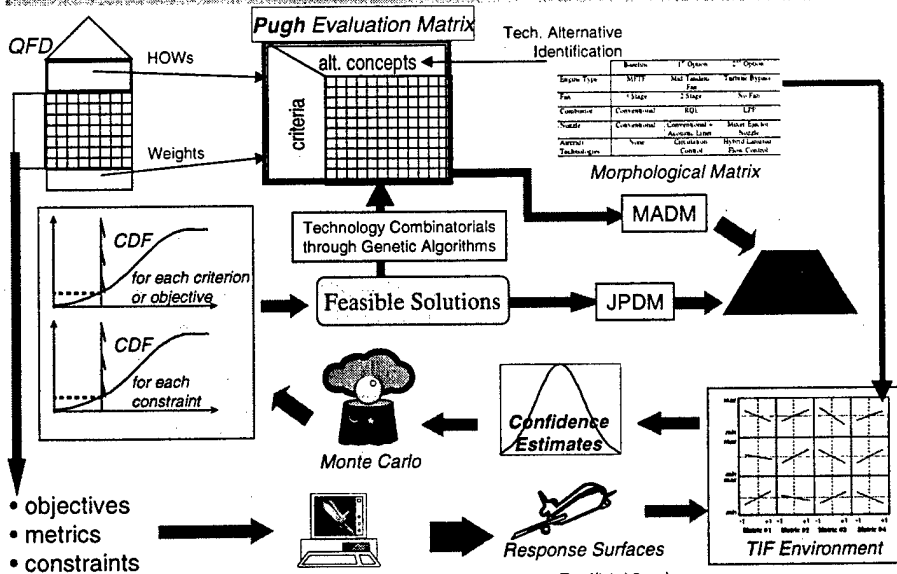
Dr. Dimitri Mavris / Dr. Dan DeLaurentis
Georgia Institute of Technology
Atlanta, GA 30332-0150
www.asdl.gatech.edu

1999 ONR Grant Review - Aerospace Systems Design Laboratory (ASDL)

Reference: Twiss, 1992



Technology Identification Evaluation Selection (TIES)

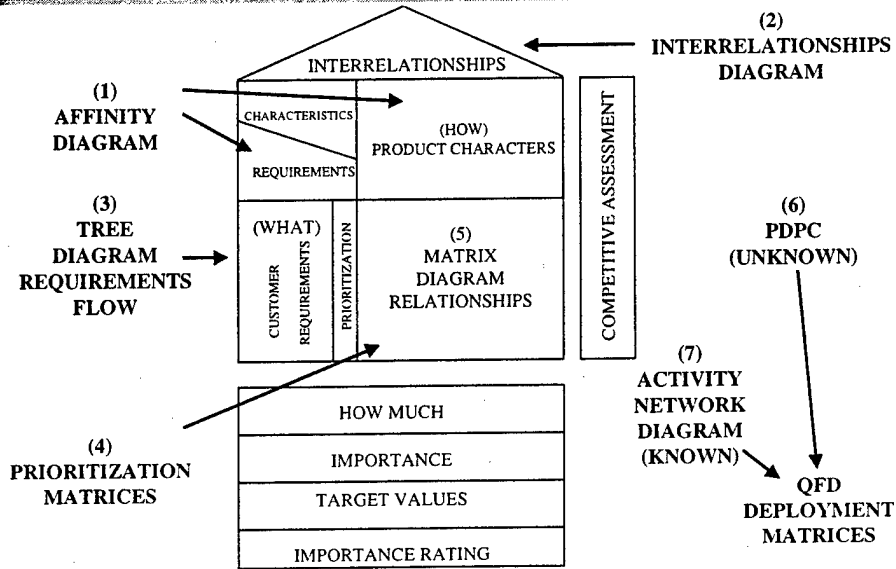


Dr. Dimitri Mavris / Dr. Dan DeLaurentis
Georgia Institute of Technology
Atlanta, GA 30332-0150
www.asdl.gatech.edu

1999 ONR Grant Review - Aerospace Systems Design Laboratory (ASDL)



How the Seven Management and Planning Tools Relate to Quality Function Deployment



Dr. Dimitri Mavris / Dr. Dan DeLaurentis
Georgia Institute of Technology
Atlanta, GA 30332-0150
www.asdi.gatech.edu

1999 ONR Grant Review- Aerospace Systems Design Laboratory (ASDL)



Morphological Matrix

Alternatives	1	2	3	4
Characteristics				
Vehicle	Wing & Tail	Wing & Canard	Wing, Tail & Canard	Wing
Fuselage	Cylindrical	Area Ruled	Oval	
Pilot Visibility	Synthetic Vision	Conventional	Conventional & Nose Droop	
Range (nmi)	5000	6000	6500	
Passengers	250	300	320	
Mach Number	2	2.2	2.4	2.7
Type	MFTF	Turbine Bypass	Mid Tandem Fan	Flade
Fan	None	1 Stage	2 Stage	3 Stage
Combustor	Conventional	RQL	LPP	
Nozzle	Conventional	Conventional & Acoustic Liner	Mixed Ejector	Mixer Ejector & Acoustic Liner
Low Speed	Conventional Flaps	Conventional Flaps & Slots	CC	
High Speed	Conventional	LFC	NLFC	HLFC
Materials	Aluminum	Titanium	High Temp. Composite	
Process	Chordwise Stiffened	Spanwise Stiffened	Monocoque	Hybrid

Dr. Dimitri Mavris / Dr. Dan DeLaurentis
Georgia Institute of Technology
Atlanta, GA 30332-0150
www.asdi.gatech.edu

1999 ONR Grant Review- Aerospace Systems Design Laboratory (ASDL)



Pugh Evaluation Matrix

Qualitative Example		Alternative Concept					
	Evaluation Criteria	1	2	3	4	...	n
Airline Economics	\$/RPM	+	-	-	+		
	Acquisition Price	+	-	+	S		
	Engine Price	-	+	-	-		
	DOC/trip	S	+	+	-		
Manufacturer Economics	Sunk Cost	+	-	-	S		
	Break Even Unit	+	-	-	+		
Environmental	EPNLdB SL_n	+	+	-	-		
	EPNLdB TO_n	-	+	-	-		
	EPNLdB FO_n	+	+	-	-		
Reliability Maintainability	MTBF	+	+	-	+		
	MTTR	+	-	S	+		
	MMH/FH	S	S	+	S		
	Risk	+	S	-	-		
	$\Sigma+$	9	6	3	4	...	
	$\Sigma-$	2	5	9	6	...	
	ΣS	2	2	1	3	...	

Dr. Dimitri Mavris / Dr. Dan DeLaurentis
Georgia Institute of Technology
Atlanta, GA 30332-0150
www.asdl.gatech.edu

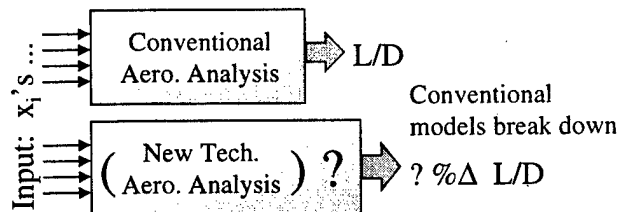
1999 ONR Grant Review - Aerospace Systems Design Laboratory (ASDL)



Mapping Responses to Discipline Metrics via Physics-Based M&S

Purpose: To Open Feasible Space

- ♦ Formulation in terms of elementary variables does not lend itself to disciplinary or multidisciplinary technology assessment



- ♦ The assessment of new technologies must be addressed through the disciplinary metrics (or technology "k" factors) since a mathematical formulation is not yet available

constraints/objectives = $f(k_{L/D_{sub}}, k_{L/D_{sup}}, k_{C_{Lmax}}, k_{TI}, k_{SFC_{sub}}, \dots)$

Dr. Dimitri Mavris / Dr. Dan DeLaurentis
Georgia Institute of Technology
Atlanta, GA 30332-0150
www.asdl.gatech.edu

1999 ONR Grant Review - Aerospace Systems Design Laboratory (ASDL)



Technology Impact on Metrics

- New technology opens the range of the affected metric through a k-factor:
 $L/D_{new} = k_{L/D} L/D_{old}$; where $k_{L/D} = 0.9 \dots 1.2$ is based on Question 10.
- Select ranges for all metrics affected by new technologies
- The technology is applied to a fixed baseline configuration
- Create a DoE to establish for each new technology considered

$k_{L/Dsub}$	$k_{L/Dsup}$	k_{SFC}	k_n	\$/RPM	TOGW	V_{app}	R_n
.9	1.05	0.95		0.125	809,781	119	
.9	1.05	0.85		0.129	825,432	121	
.9	0.85	0.95		0.137	755,593	117	
.95	0.85	0.85		0.133	791,024	122	
:	:	:	:	:	:	:	:

- Create RSE based on uncorrelated metrics, since configuration is fixed and metric improvements (k_m 's) are selected independently

Dr. Dimitris Mavris / Dr. Dan DeLaurentis
 Georgia Institute of Technology
 Atlanta, GA 30332-0150
 www.asdl.gatech.edu

1999 ONR Grant Review - Aerospace Systems Design Laboratory (ASDL)



Technology Estimates

Addressing Technology Benefits, Penalties and Confidence

1. Create functional relationships between Objectives/Constraints and technology metrics

	<u>Objective</u> = $f(L/D_{cruise}, L/D_{TO}, C_{Lmax}, W_{wing}, SFC, MMH/FH, \dots)$
	<u>Constraint</u> = $f(L/D_{cruise}, L/D_{TO}, C_{Lmax}, W_{wing}, SFC, MMH/FH, \dots)$

↓ ↓ ↓ ↓ ↓ ↓

(Step Change in Mean)

+10%	+5%	+7%	-3%	+5%	-5%
------	-----	-----	-----	-----	-----

↓ ↓ ↓ ↓ ↓ ↓

(Variability)

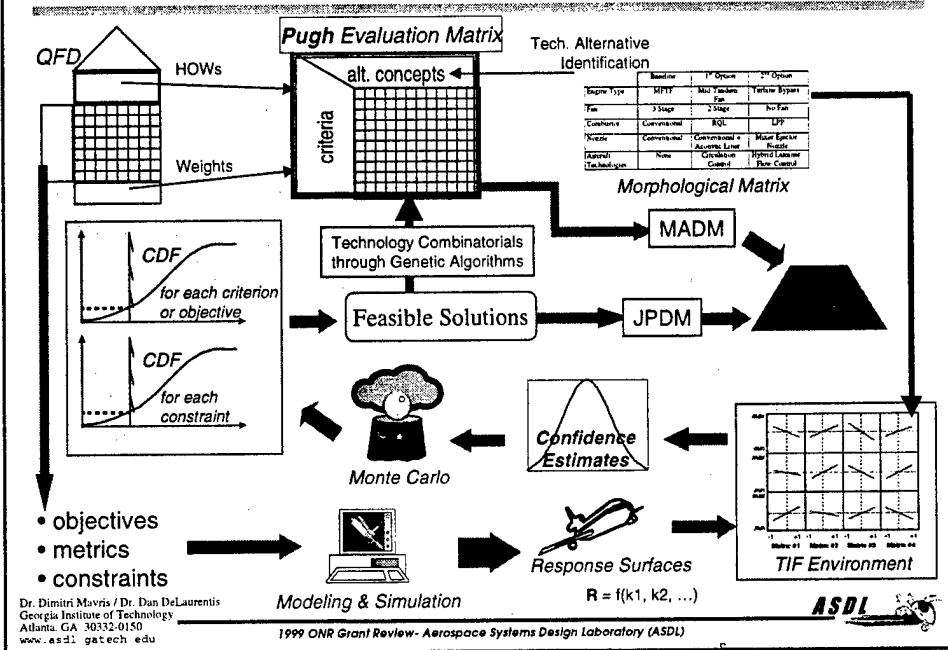
3. Assign probability distributions to the technology metrics to develop confidence estimates and CDFs

Dr. Dimitris Mavris / Dr. Dan DeLaurentis
 Georgia Institute of Technology
 Atlanta, GA 30332-0150
 www.asdl.gatech.edu

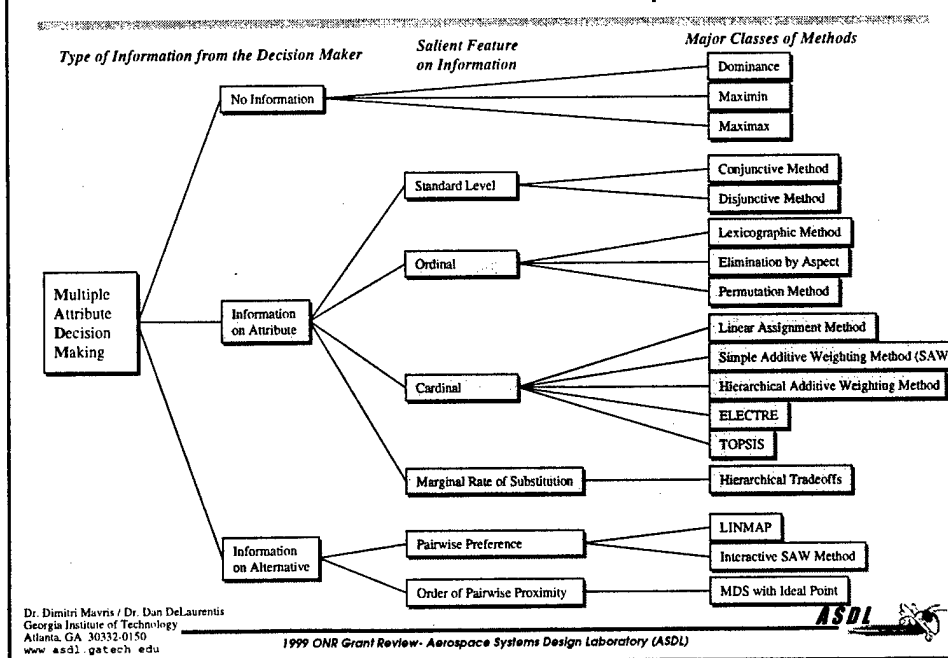
1999 ONR Grant Review - Aerospace Systems Design Laboratory (ASDL)



Technology Identification Evaluation Selection (TIES)



The MADM Techniques



A MADM Choice: TOPSIS

Technique for Order Preference by Similarity to Ideal Solution (TOPSIS)

- compensatory and compromising method utilizing preference in the form of weights w_j for each criterion
- best alternative has shortest distance to ideal solution and farthest away from negative-ideal solution

Advantages:

- simplicity
- indisputable ranking obtained

Disadvantages:

- dependent on cardinal information, such as weights
- solution highly dependent on values
- criteria have to have a monotonically increasing or decreasing utility to the decision-maker


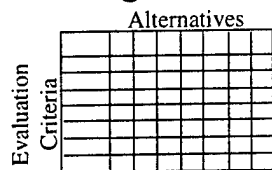
Dr. Dimitri Mavris / Dr. Dan DeLaurentis
Georgia Institute of Technology
Atlanta, GA 30332-0150
www.asdl.gatech.edu

1999 ONR Grant Review - Aerospace Systems Design Laboratory (ASDL)



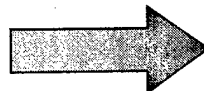
Multi-Attribute Decision Making (MADM)

Pugh Matrix

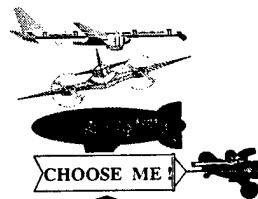


+/- Ideal Solution

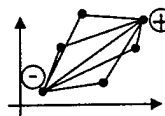
Based on best criteria values



Ranked Alternatives



Euclidean Differences

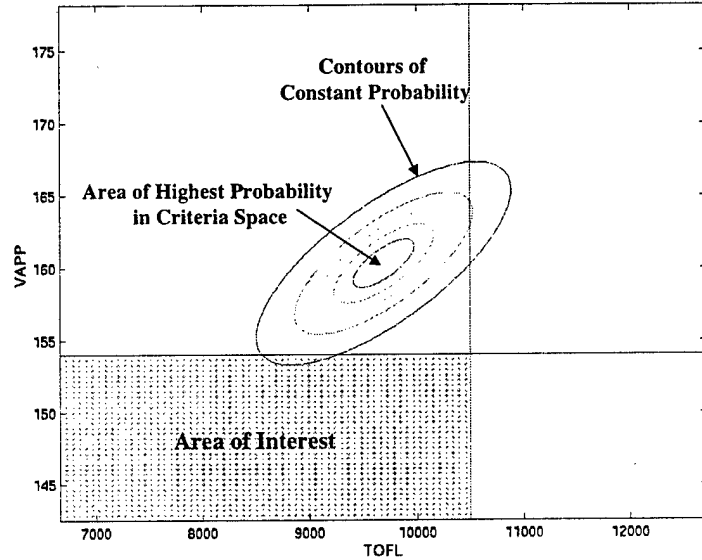


Dr. Dimitri Mavris / Dr. Dan DeLaurentis
Georgia Institute of Technology
Atlanta, GA 30332-0150
www.asdl.gatech.edu

1999 ONR Grant Review - Aerospace Systems Design Laboratory (ASDL)



Joint Probability Density Function - 2D



Dr. Dimitri Mavris / Dr. Dan DeLaurentis
Georgia Institute of Technology
Atlanta, GA 30332-0150
www.asdl.gatech.edu

1999 ONR Grant Review - Aerospace Systems Design Laboratory (ASDL)



Section 3


- 1. Introduction and Research Setting/Summary**
- 2. Overall Technical Approach for Affordable Systems Design**
- 3. Methods Implementation and Testbed Applications**
 - Design Space Exploration (Feasibility Determination for a High Speed Civil Transport)
 - TIES Implementation (Technology Selection for an Advanced 150pax Transport)
 - Joint Probabilistic Decision Making (JPDM)
 - Simultaneous Examination of Requirements and Technologies (F/A-18C Testbed)
- 4. Key Advancements in Method Components**
- 5. Conclusions/Summary**

Dr. Dimitri Mavris / Dr. Dan DeLaurentis
Georgia Institute of Technology
Atlanta, GA 30332-0150
www.asdl.gatech.edu

1999 ONR Grant Review - Aerospace Systems Design Laboratory (ASDL)



High Speed Civil Transport (HSCT)



- Cruise Mach Number of 2.4
- Range of 5000 nm.
- Carry 300 passengers
- Powered by four engines capable of cruising supersonically without afterburner
- Able to make two round trips to Europe or Pacific Rim in the same amount of time as one trip for a subsonic transport

Dr. Dimitri Mavris / Dr. Dan DeLaurentis
Georgia Institute of Technology
Atlanta, GA 30332-0150
www.asdl.gatech.edu

1999 ONR Grant Review - Aerospace Systems Design Laboratory (ASDL)



HSCT Challenges

- Environmental Constraints
 - Engine that is sized to cruise violates FAA noise regulations
 - Nitrogen Oxide emissions harm the ozone layer
- Performance Constraints
 - Poor takeoff and landing characteristics
 - High Mach numbers require special heat-resistant materials
- Economic Constraints
 - Will require a fare premium
 - Will have a high acquisition cost
 - Will require a large initial investment

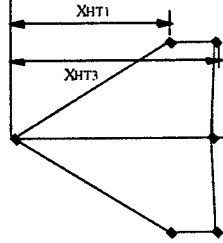
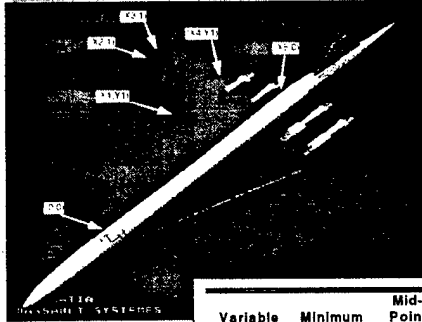


Dr. Dimitri Mavris / Dr. Dan DeLaurentis
Georgia Institute of Technology
Atlanta, GA 30332-0150
www.asdl.gatech.edu

1999 ONR Grant Review - Aerospace Systems Design Laboratory (ASDL)



High Speed Civil Transport (HSCT)



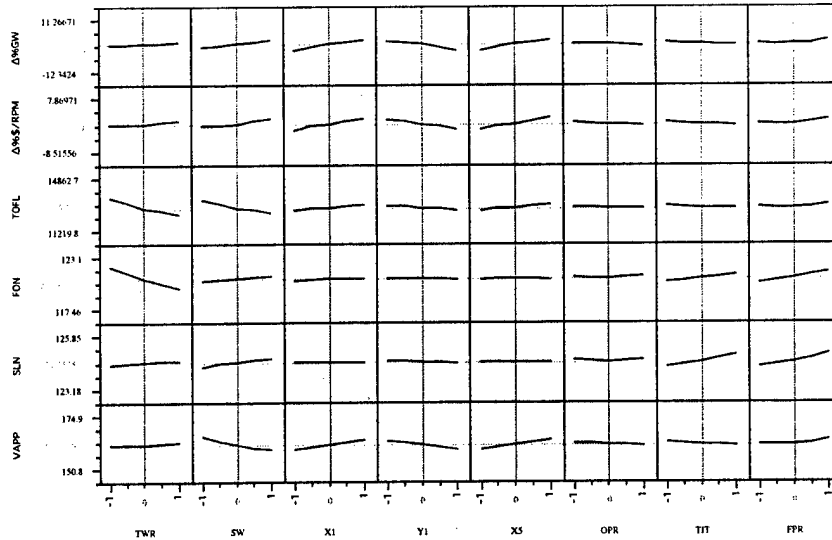
Variable	Minimum	Mid-Point	Maximum	Remarks
X1	1.54	1.615	1.69	Kink LE x-location, normalized by wing semi-span
Y1	0.44	0.51	0.58	Kink LE y-location, normalized by wing semi-span
X2	2.10	2.23	2.36	Tip LE x-location, normalized by wing semi-span
X3	2.40	2.49	2.58	Tip TE x-location, normalized by wing semi-span
X4	2.19	2.275	2.36	Kink TE x-location, normalized by wing semi-span
X5	2.19	2.345	2.50	Root Chord, normalized by wing semi-span
XWING	26%	28%	31%	wing position, % fuselage length
SW	8500	9000	9500	wing ref. area, square feet
XTAIL	82%	84.7%	87.4%	horizontal tail position, % fuselage length
ST	875	922.5	970	horizontal tail ref. area, square feet
XHT1	0.95	1.18	1.20	normalized by HT semi-span
XHT3	1.90	2.00	2.10	normalized by HT semi-span
CG	56%	57.5%	59%	CG, %fuselage

Dr. Dimitri Mavris / Dr. Dan DeLaurentis
 Georgia Institute of Technology
 Atlanta, GA 30332-0150
 www.asdl.gatech.edu

1999 ONR Grant Review - Aerospace Systems Design Laboratory (ASDL)



Prediction Profiles for the HSCT System Level Constraints

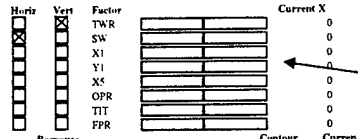


Dr. Dimitri Mavris / Dr. Dan DeLaurentis
 Georgia Institute of Technology
 Atlanta, GA 30332-0150
 www.asdl.gatech.edu

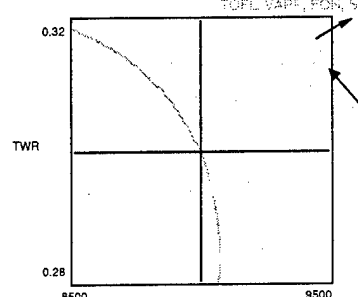

1999 ONR Grant Review - Aerospace Systems Design Laboratory (ASDL)



No Feasible Design Space Due to TOFL, VAPP, FON, and SLN



• The slide bars can be used to adjust the design variable settings, and the design plot is updated in real time.



• The design space plot shows no feasible space.

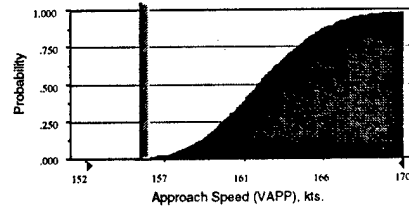
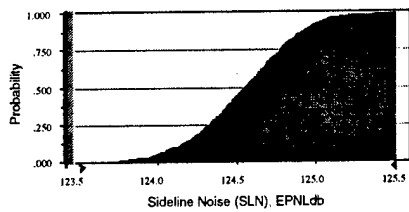
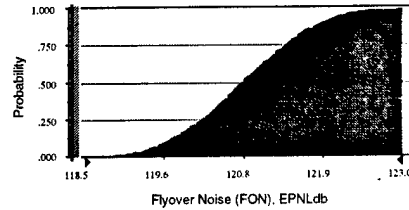
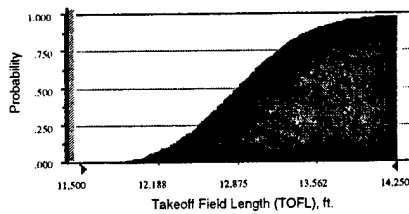
Dr. Dimitri Mavris / Dr. Dan DeLaurentis
Georgia Institute of Technology
Atlanta, GA 30332-0150
www.asdl.gatech.edu

1999 ONR Grant Review - Aerospace Systems Design Laboratory (ASDL)



CDFs for the Four Constraints, from Monte Carlo Simulation (5,000 samples)

All constraints violated throughout initial design space



Dr. Dimitri Mavris / Dr. Dan DeLaurentis
Georgia Institute of Technology
Atlanta, GA 30332-0150
www.asdl.gatech.edu

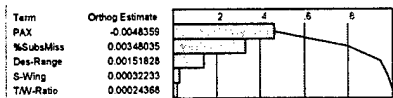
1999 ONR Grant Review - Aerospace Systems Design Laboratory (ASDL)



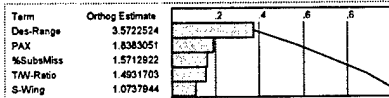
Pareto Charts: Mission Requirements Sensitivities

\$/RPM

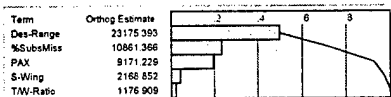
Average Required Yield per Revenue Passenger Mile



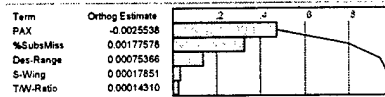
\$-Acquisition Price



Gross Weight



Direct Operating Costs

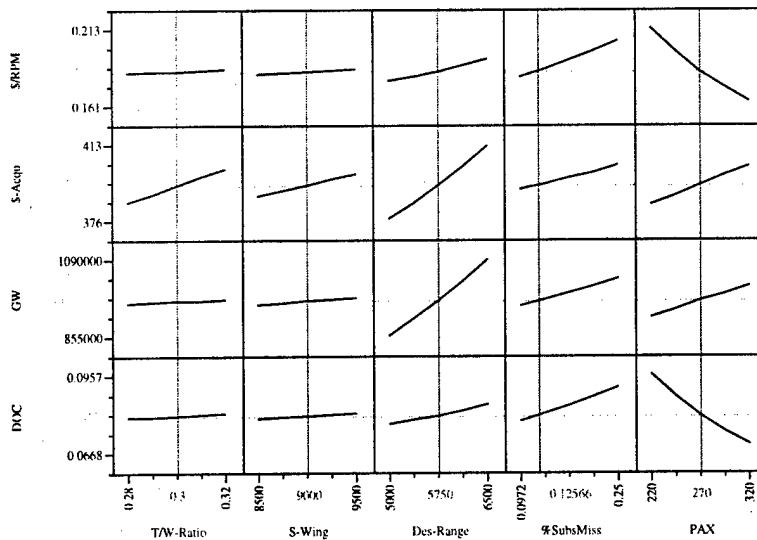


Dr. Dimitri Mavris / Dr. Dan Delaurentis
Georgia Institute of Technology
Atlanta, GA 30332-0150
www.asdl.gatech.edu

1999 ONR Grant Review - Aerospace Systems Design Laboratory (ASDL)



Mission Requirements Sensitivities



Dr. Dimitri Mavris / Dr. Dan Delaurentis
Georgia Institute of Technology
Atlanta, GA 30332-0150
www.asdl.gatech.edu

1999 ONR Grant Review - Aerospace Systems Design Laboratory (ASDL)



Feasibility and Viability Assessment

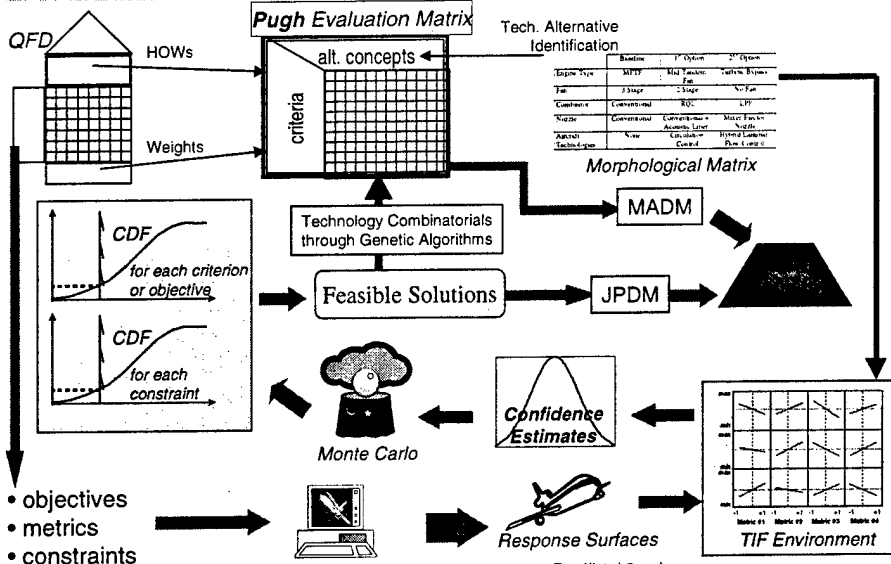
- If design space is not technically feasible or economically viable, the decision maker has 3 options:
 - 1) Open design variable ranges further
 - Design Space Exploration yielded no improvement
 - 2) Relax constraints
 - Non-negotiable in this case
 - 3) Infuse new technologies !!!

Dr. Dimitri Mavris / Dr. Dan DeLaurentis
 Georgia Institute of Technology
 Atlanta, GA 30332-0150
 www.asdl.gatech.edu

1999 ONR Grant Review- Aerospace Systems Design Laboratory (ASDL)



Technology Identification Evaluation Selection (TIES)



Dr. Dimitri Mavris / Dr. Dan DeLaurentis
 Georgia Institute of Technology
 Atlanta, GA 30332-0150
 www.asdl.gatech.edu

1999 ONR Grant Review- Aerospace Systems Design Laboratory (ASDL)



Example Problem

- The implementation of the feasibility aspect of TIES has been performed on various vehicles
- The down-select of the specific technologies is the new dimension of the TIES method and will be applied for the example problem
- The proof of concept is performed on a 150 passenger, medium-range, intra-continental commercial transport and the technologies are evaluated deterministically
- See SAE Paper 98-5547 for the feasibility assessment, SAE Paper 98-5576 for the TIF, and AIAA 99-0183 for the joint probability decision making

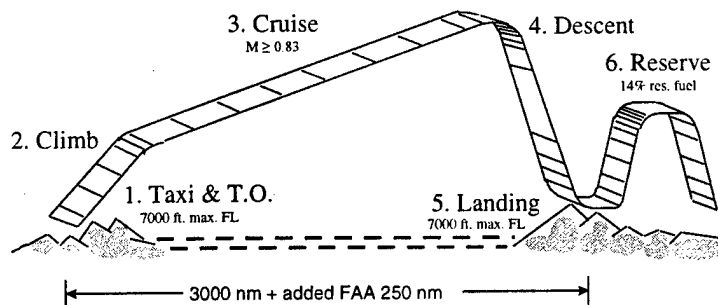
Dr. Dimitri Mavris / Dr. Dan DeLaurentis
Georgia Institute of Technology
Atlanta, GA 30332-0150
www.asdl.gatech.edu

1999 ONR Grant Review - Aerospace Systems Design Laboratory (ASDL)



Problem Definition: 150 passenger concept

Medium Range, Intra-continental Commercial Vehicle



Dr. Dimitri Mavris / Dr. Dan DeLaurentis
Georgia Institute of Technology
Atlanta, GA 30332-0150
www.asdl.gatech.edu

1999 ONR Grant Review - Aerospace Systems Design Laboratory (ASDL)



Problem Definition: Quantitative System Level Metrics

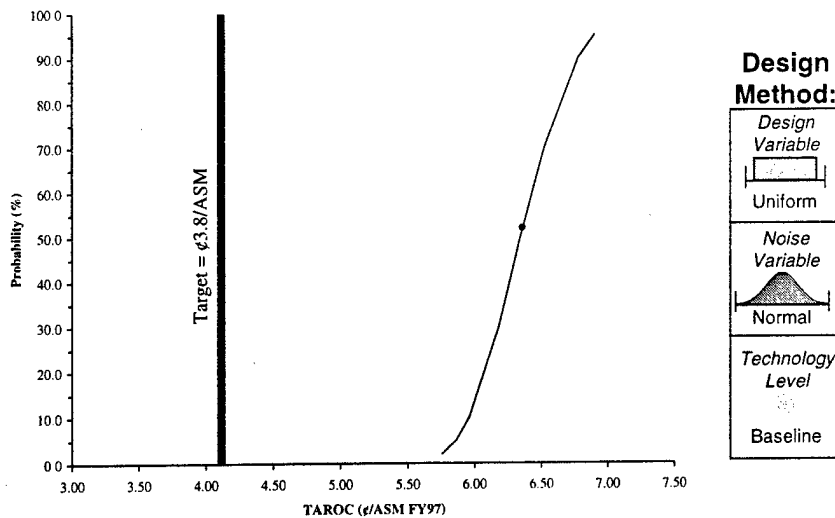
Parameter	Baseline Value	Target	Target Value	Units
<u>Weights and Performance</u>				
V_{app}	115.7	minimize	~	cts
Fuel Burn	44267	-48%	23019	lbs
Landing FL	4944	-21%	3906	ft
OEW	73850	-40%	44310	lbs
TOFL	5970	-21%	4706	ft
TOGW	149618	-31%	103236	lbs
<u>Economics</u>				
DOC-I	5.22	-42%	3.03	¢/ASM
TAROC	6.03	-37%	3.80	¢/ASM

Dr. Dimitri Mavris / Dr. Dan DeLaurentis
 Georgia Institute of Technology
 Atlanta, GA 30332-0150
 www.asdl.gatech.edu

1999 ONR Grant Review - Aerospace Systems Design Laboratory (ASDL)



Viability Assessment: TAROC



Dr. Dimitri Mavris / Dr. Dan DeLaurentis
 Georgia Institute of Technology
 Atlanta, GA 30332-0150
 www.asdl.gatech.edu

1999 ONR Grant Review - Aerospace Systems Design Laboratory (ASDL)



Technology Identification

Compatibility Matrix

Compatibility Matrix
(1: compatible, 0: incompatible)

	Composite Wing	Composite Fuselage	Aircraft Morphing	Natural Laminar Flow Control	Maneuver Load Alleviation	AST Engine Concept	Integrally Stiffened Aluminum Airframe Structures (wing)	HLFC	IHP/TET Engines
Composite Wing	1	1	1	1	1	1	0	0	1
Composite Fuselage	1	1	1	1	1	1	1	1	1
Aircraft Morphing	1	1	1	1	1	1	1	1	1
Natural Laminar Flow Control	1	1	1	1	1	1	0	1	1
Maneuver Load Alleviation	1	1	1	1	1	1	1	1	1
AST Engine Concept	1	1	1	1	1	1	1	0	1
Integrally Stiffened Aluminum Airframe Structures (wing)	1	1	1	1	1	1	1	0	1
HLFC	1	1	1	1	1	1	1	1	1
IHP/TET Engines	1	1	1	1	1	1	1	1	1

Dr. Dimitri Mavris / Dr. Dan DeLaurentis
Georgia Institute of Technology
Atlanta, GA 30332-0150
www.asdl.gatech.edu

1999 ONR Grant Review - Aerospace Systems Design Laboratory (ASDL)



Technology Identification

TIM: Technology Impact Matrix

	Composite Wing	Composite Fuselage	Aircraft Morphing	Natural Laminar Flow Control	Maneuver Load Alleviation	AST Engine Concept	Integrally Stiffened Aluminum Airframe Structures (wing)	HLFC	IHP/TET Engines
Wing area	-	-	-	-	+18%	-	-	-	-
Vertical tail area	-	-	-	-	-40%	-	-	-	-
Horizontal tail area	-	-	-	-	-36%	-	-	-	-
Drag	-2%	-2%	-3%	-5%	-3%	-	-	-10%	-
Subsonic fuel flow	-	-0.5%	-1.5%	-	-	-10%	-	+1%	-5%
Wing weight	-15%	-	-3%	-	-	-	-15%	+4%	-
Fuselage weight	-	-25%	-2%	-	-	-	-	-	-
Electrical weight	-	-	-	-	+5%	+3%	-	+2%	-
Engine weight	-	-	-	-	-	-30%	-	+0.5%	-20%
Hydraulics weight	-	-	-	-	-10%	-	-	-	-
AL wing structure manufacturing costs	-	-	-	-	-	-	-2.5%	-	-
O&S	+2%	+2%	-	-	-3%	-2%	+3%	-3%	-
RDT&E	+2%	+2%	+2%	+2%	+3%	-4%	+4%	+3%	-
Production costs	+10%	+10%	-3%	+1%	-	-3%	-	+1%	-
Utilization	-2%	-2%	-	-	-	+3%	+2%	-2%	+2%

Dr. Dimitri Mavris / Dr. Dan DeLaurentis
Georgia Institute of Technology
Atlanta, GA 30332-0150
www.asdl.gatech.edu

1999 ONR Grant Review - Aerospace Systems Design Laboratory (ASDL)



Technology Impact Matrix

- Potential system and subsystem level benefits and penalties associated with the technologies identified in the Morphological and Compatibility Matrices are established via expert questionnaires, physics-based modeling, or literature reviews
- In general, benefits and penalties are probabilistic (possibly stochastic) in nature
- Technology impact can be simulated in the TIF environment through technology "k_factor" vectors and summarized in a TIM

where a technology can be represented as:

Technical "K" Factor Vector		T1	T2	T3
"K" Factor Elements	k factor 1	+4%	~	-10%
	k factor 2	~	-3%	~
	k factor 3	-1%	~	-2%
	k factor 4	-2%	-2%	+3%

$$T_i = \bar{k}_i = \left\{ \begin{matrix} \mu_{i,1}, \sigma_{i,1} \\ \mu_{i,2}, \sigma_{i,2} \\ \dots \\ \mu_{i,n}, \sigma_{i,n} \end{matrix} \right\}, TRL_i$$

where:
 "i": specific technology
 "n": number of k_factors
 "μ": mean of the k_factor
 "σ": variance of the k_factor
 "TRL": technology readiness level

Dr. Dimitri Mavris / Dr. Dan DeLaurentis
 Georgia Institute of Technology
 Atlanta, GA 30332-0150
 www.asdl.gatech.edu

1999 ONR Grant Review - Aerospace Systems Design Laboratory (ASDL)



Technology Impact Forecasting

**"k" Factor RSE
 Generation**

Technical Metric "K" Factor Elements	Non-dimensional impact	
	Min (%)	Max (%)
Wing area	0	18
Vertical tail area	-40	0
Horizontal tail area	-36	0
Drag	-25	0
Subsonic fuel flow	-17	1
Wing weight	-33	4
Fuselage weight	-27	0
Electrical weight	0	10
Engine weight	-50	0.5
Hydraulics weight	-10	0
AL wing structure manufacturing costs	-2.5	0
O&S	-8	7
RDT&E	-4	18
Production costs	-6	22
Utilization	-6	7

Constraint/Objective = $f(k_1, k_2, \dots, k_n)$ as obtained from a Design of Experiments to obtain a second order equation of the form:

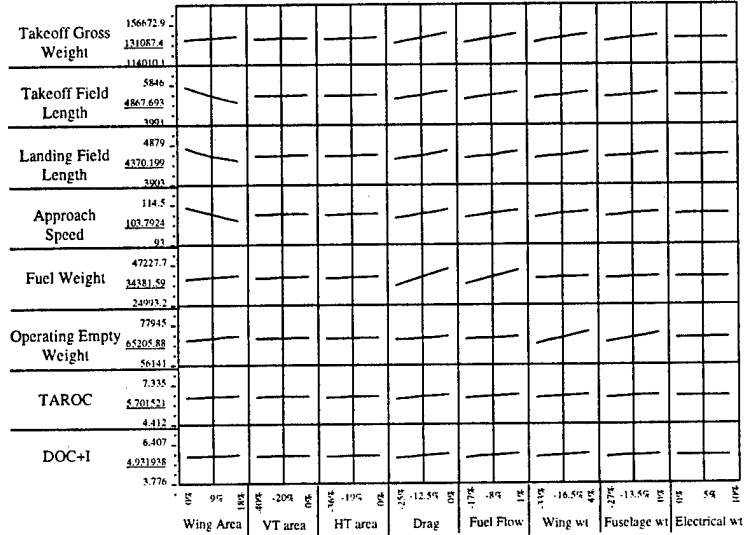
$$R = b_0 + \sum_{i=1}^k b_i k_i + \sum_{i=1}^k b_{ii} k_i^2 + \sum_{i=1}^{k-1} \sum_{j=i+1}^k b_{ij} k_i k_j$$

Dr. Dimitri Mavris / Dr. Dan DeLaurentis
 Georgia Institute of Technology
 Atlanta, GA 30332-0150
 www.asdl.gatech.edu

1999 ONR Grant Review - Aerospace Systems Design Laboratory (ASDL)



TIF Environment (1)

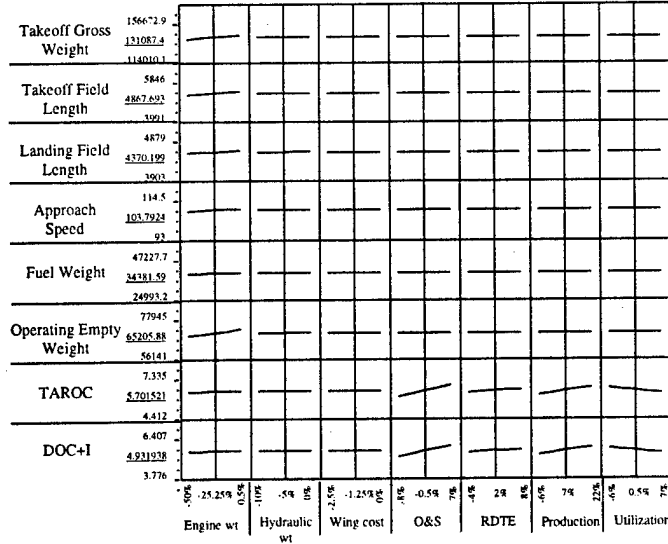


Dr. Dimitri Mavris / Dr. Dan DeLaurentis
Georgia Institute of Technology
Atlanta, GA 30332-0150
www.asdl.gatech.edu

1999 ONR Grant Review - Aerospace Systems Design Laboratory (ASDL)



TIF Environment (2)

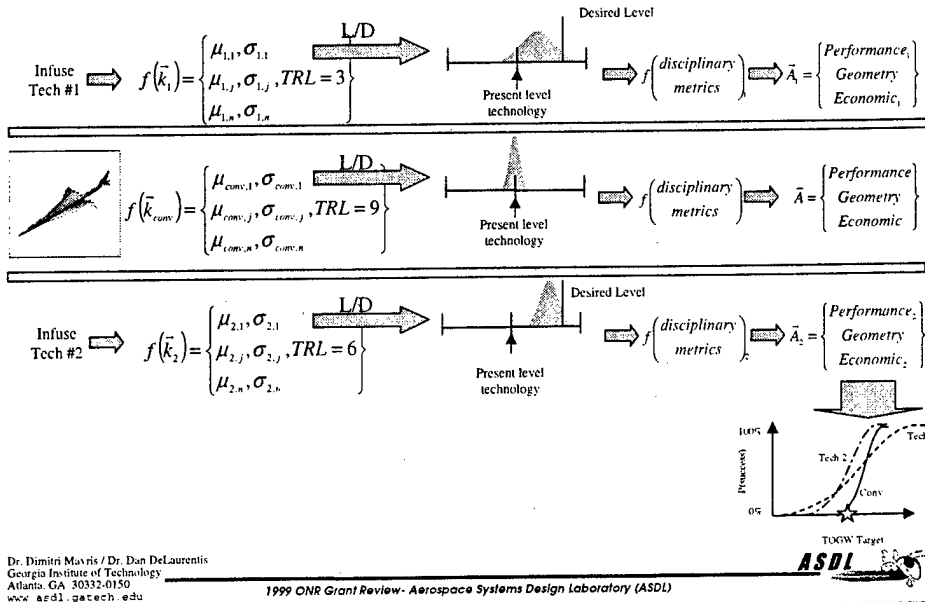


Dr. Dimitri Mavris / Dr. Dan DeLaurentis
Georgia Institute of Technology
Atlanta, GA 30332-0150
www.asdl.gatech.edu

1999 ONR Grant Review - Aerospace Systems Design Laboratory (ASDL)



Technology Mapping



Technology Evaluation

- The identification of the proper mix of technologies for a given system is dominated by the curse of dimensionality
- **Curse of Dimensionality**: the search for the proper mix of technologies which will “best” satisfy the system level metrics or attributes can be enormous
 - 2^n combinations, where “n” is the number of technologies
 - 9 technologies implies 512 combinations
 - 20 technologies implies 1,048,576 combinations
 - Computational expense of the analysis is the primary driver
 - *manageable*: full factorial investigation
 - *unmanageable*: genetic algorithm investigation

Dr. Dimitri Mavris / Dr. Dan DeLaurentis
Georgia Institute of Technology
Atlanta, GA 30332-0150
www.asdl.gatech.edu

1999 ONR Grant Review - Aerospace Systems Design Laboratory (ASDL)



Technology Evaluation: Full Factorial Investigation

Case	T1	T2	T3	T9	Metric ₁	Metric ₂	Metric _n
1	-1	-1	-1	-1	#	#	#
2	-1	1	-1	1	#	#	#
3	-1	-1	-1	1	#	#	#
2*	1	1	1	1	#	#	#

evaluations of Metric RSEs if all technologies are compatible

"1" implies technology applied
"-1" implies no technology

Metric value is determined from the RSEs

Consider an alternative with aircraft morphing (T3) and IHPDET engines (T9)

Recall:	Alternative with: T3	Alternative with: T9	Alternative with: T3+T9
$\bar{k}_i = \begin{bmatrix} k_{i,1} \\ k_{i,2} \\ k_{i,3} \\ k_{i,4} \\ k_{i,5} \\ k_{i,6} \\ k_{i,7} \\ k_{i,8} \\ k_{i,9} \\ k_{i,10} \\ k_{i,11} \\ k_{i,12} \\ k_{i,13} \\ k_{i,14} \\ k_{i,15} \end{bmatrix}$	$\bar{k}_3 = \begin{bmatrix} - \\ - \\ - \\ -3\% \\ -1.5\% \\ -3\% \\ -2\% \\ - \\ - \\ - \\ - \\ - \\ - \\ +2\% \\ -3\% \\ - \end{bmatrix}$	$\bar{k}_9 = \begin{bmatrix} - \\ - \\ - \\ - \\ -5\% \\ - \\ - \\ -20\% \\ - \\ - \\ -3\% \\ +3\% \\ - \\ +2\% \end{bmatrix}$	$\bar{k}_{3+9} = \begin{bmatrix} - \\ - \\ - \\ -3\% \\ -6.5\% \\ -3\% \\ -2\% \\ - \\ -20\% \\ - \\ - \\ -3\% \\ +5\% \\ -3\% \\ +2\% \end{bmatrix}$

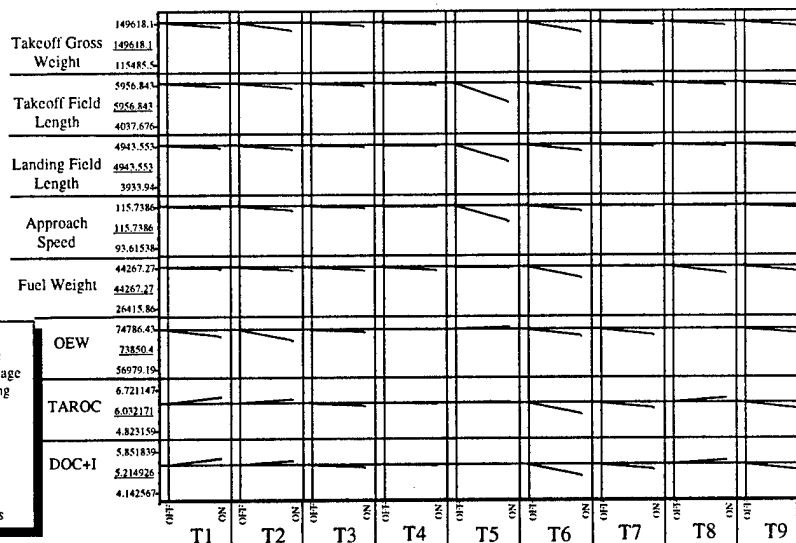
Metric RSE = $f(\bar{k}_{3+9})$

Dr. Dimitri Mavris / Dr. Dan DeLaurentis
Georgia Institute of Technology
Atlanta, GA 30332-0150
www.asdl.gatech.edu

1999 ONR Grant Review: Aerospace Systems Design Laboratory (ASDL)



Full Factorial Technology Evaluation



- Technologies:**
- T1: Composite Wing
 - T2: Composite Fuselage
 - T3: Aircraft Morphing
 - T4: NLFC
 - T5: Maneuver Load
 - T6: AST Concept Engines
 - T7: ISSA Structures
 - T8: HLFC
 - T9: IHPDET Engines

Dr. Dimitri Mavris / Dr. Dan DeLaurentis
Georgia Institute of Technology
Atlanta, GA 30332-0150
www.asdl.gatech.edu

1999 ONR Grant Review: Aerospace Systems Design Laboratory (ASDL)



Technology Resource Allocation

- Based on the TIES method results, the most influential individual technologies can be compared to the baseline metrics in an efficient and rapid manner
- The most influential technologies can be identified so as to optimize program resource allocation for technology research and development to overcome constraints or meet objectives

Dr. Dimitri Mavris / Dr. Dan DeLaurentis
Georgia Institute of Technology
Atlanta, GA 30332-0150
www.asdl.gatech.edu

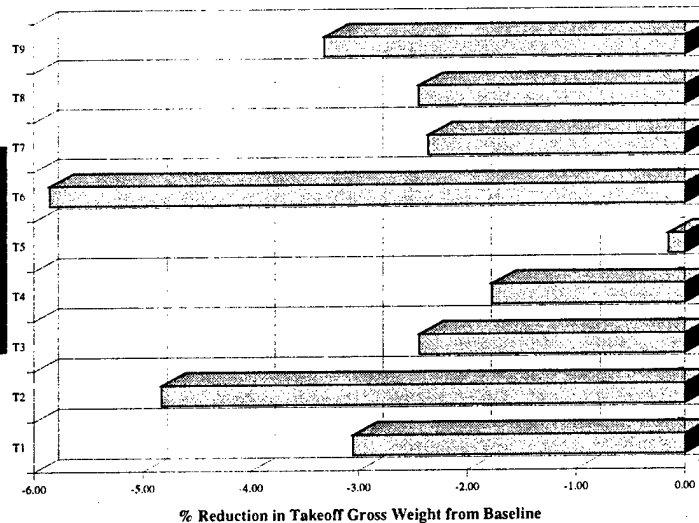
1999 ONR Grant Review - Aerospace Systems Design Laboratory (ASDL)



Technology Resource Allocation

TOGW

Technologies:
T1: Composite Wing
T2: Composite Fuselage
T3: Aircraft Morphing
T4: NLFC
T5: Maneuver Load
T6: AST Concept Engines
T7: ISSA Structures
T8: HLFC
T9: IHPTET Engines



Dr. Dimitri Mavris / Dr. Dan DeLaurentis
Georgia Institute of Technology
Atlanta, GA 30332-0150
www.asdl.gatech.edu

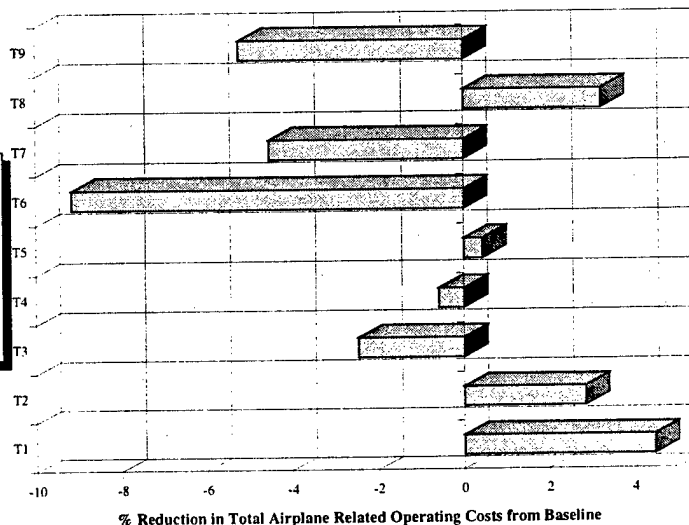
1999 ONR Grant Review - Aerospace Systems Design Laboratory (ASDL)



Technology Resource Allocation

TAROC

- Technologies:**
 T1: Composite Wing
 T2: Composite Fuselage
 T3: Aircraft Morphing
 T4: NLFC
 T5: Maneuver Load
 T6: AST Concept Engines
 T7: ISSA Structures
 T8: HLFC
 T9: IHPTET Engines



Dr. Dimitri Mavris / Dr. Dan DeLaurentis
 Georgia Institute of Technology
 Atlanta, GA 30332-0150
 www.asdl.gatech.edu

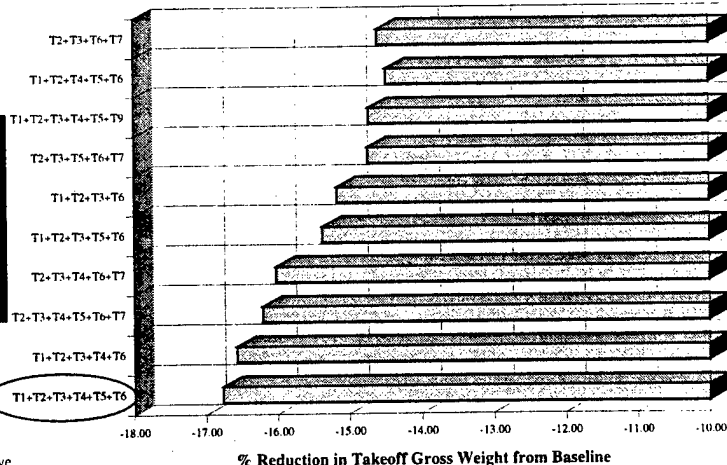
1999 ONR Grant Review - Aerospace Systems Design Laboratory (ASDL)



Top Alternatives

Evaluation Based on Minimum TOGW

- Technologies:**
 T1: Composite Wing
 T2: Composite Fuselage
 T3: Aircraft Morphing
 T4: NLFC
 T5: Maneuver Load
 T6: AST Concept Engines
 T7: ISSA Structures
 T8: HLFC
 T9: IHPTET Engines



"Best" Alternative for Minimum TOGW

Dr. Dimitri Mavris / Dr. Dan DeLaurentis
 Georgia Institute of Technology
 Atlanta, GA 30332-0150
 www.asdl.gatech.edu

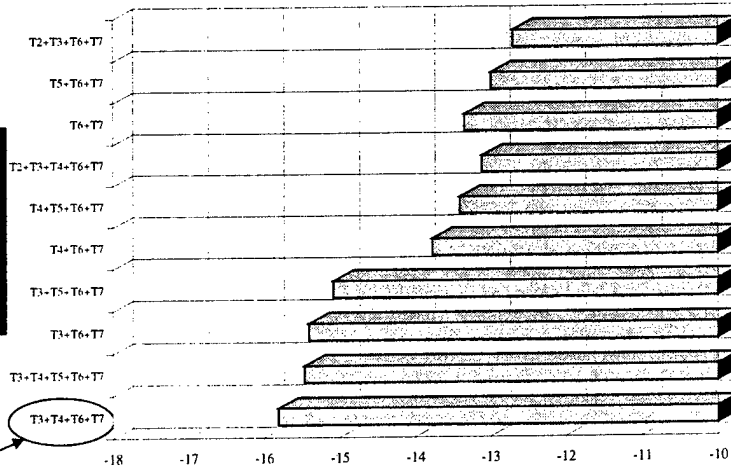
1999 ONR Grant Review - Aerospace Systems Design Laboratory (ASDL)



Top Alternatives

Evaluation Based on Minimum TAROC

- Technologies:**
 T1: Composite Wing
 T2: Composite Fuselage
 T3: Aircraft Morphing
 T4: NLFC
 T5: Maneuver Load
 T6: AST Concept Engines
 T7: ISSA Structures
 T8: HLFC
 T9: IHPTET Engines



"Best" Alternative for Minimum TAROC

% Reduction in Total Airplane Related Operating Costs from Baseline

Dr. Dimitri Mavris / Dr. Dan DeLaurentis
 Georgia Institute of Technology
 Atlanta, GA 30332-0150
 www.asdl.gatech.edu


1999 ONR Grant Review - Aerospace Systems Design Laboratory (ASDL)



"Best" Alternative

Evaluation Based on Minimum TAROC and TOGW

- Technologies:**
 T1: Composite Wing
 T2: Composite Fuselage
 T3: Aircraft Morphing
 T4: NLFC
 T5: Maneuver Load
 T6: AST Concept Engines
 T7: ISSA Structures
 T8: HLFC
 T9: IHPTET Engines



Dr. Dimitri Mavris / Dr. Dan DeLaurentis
 Georgia Institute of Technology
 Atlanta, GA 30332-0150
 www.asdl.gatech.edu

1999 ONR Grant Review - Aerospace Systems Design Laboratory (ASDL)



Genetic Algorithm Investigation

- A simple deterministic proof of concept was performed with a genetic algorithm (GA) for the equal weighting OEC
- The identical mix of technologies from the TOPSIS technique was obtained
- Future work will focus on application of the GA method with probabilistic k_factor vectors and multi-attribute and conflicting objectives

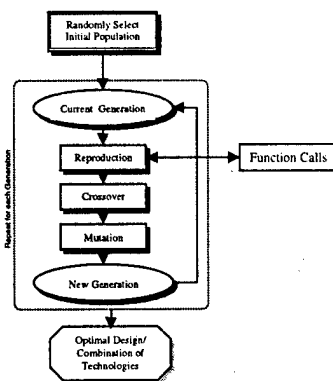
Dr. Dimitri Mavris / Dr. Dan DeLaurentis
Georgia Institute of Technology
Atlanta, GA 30332-0150
www.asdl.gatech.edu

1999 ONR Grant Review- Aerospace Systems Design Laboratory (ASDL)



Genetic Algorithm Implementation

- Identify:
 - Number of Technologies
 - Number of Subsystems
 - Number of Metric Responses
- Specify/Provide:
 - Technology Impact Matrix (TIM)
 - Compatibility Matrix
 - Computation Metamodels for Metric Response
 - Multi-Attribute Decision Making Strategy
- GA yields:
 - best combination of technologies based on identified measures and provided information

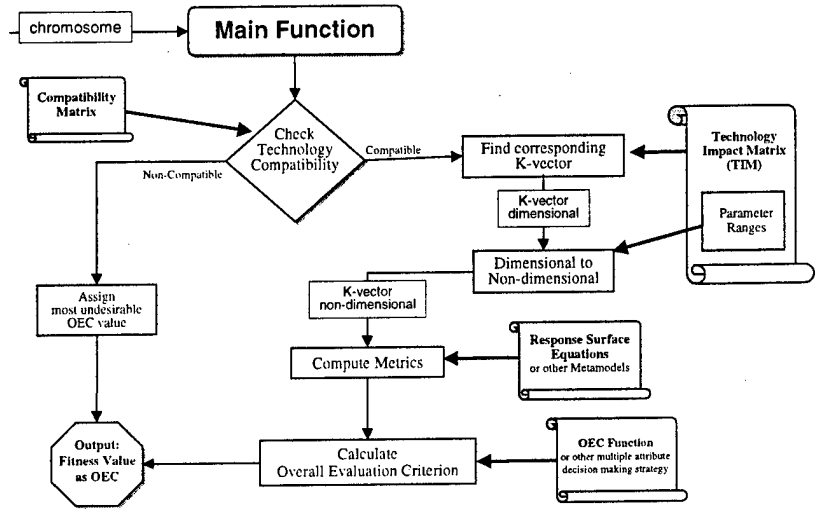


Dr. Dimitri Mavris / Dr. Dan DeLaurentis
Georgia Institute of Technology
Atlanta, GA 30332-0150
www.asdl.gatech.edu

1999 ONR Grant Review- Aerospace Systems Design Laboratory (ASDL)



Genetic Algorithm Function Calls

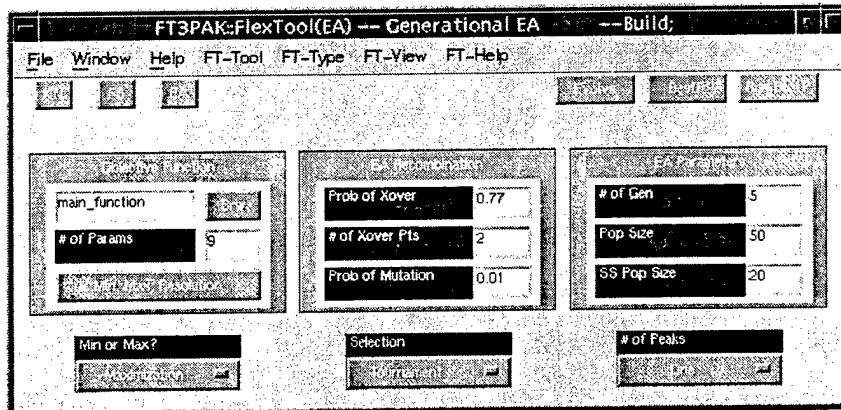


Dr. Dimitri Mavris / Dr. Dan DeLaurentis
 Georgia Institute of Technology
 Atlanta, GA 30332-0150
 www.asdl.gatech.edu

1999 ONR Grant Review - Aerospace Systems Design Laboratory (ASDL)



Specification of GA parameters



Dr. Dimitri Mavris / Dr. Dan DeLaurentis
 Georgia Institute of Technology
 Atlanta, GA 30332-0150
 www.asdl.gatech.edu

1999 ONR Grant Review - Aerospace Systems Design Laboratory (ASDL)



Conclusions

- A methodology for the systematic down-select of the proper mix of technologies which satisfies the imposed system level metrics was established
- Method could be interpreted for resource allocation of various technologies
- Future work will focus on:
 - probabilistic and stochastic evaluation
 - multi-attribute decision making with conflicting objectives
 - more technology combinations for GA implementation
 - other vehicle concepts

Dr. Dimitri Mavris / Dr. Dan DeLaurentis
Georgia Institute of Technology
Atlanta GA 30332-0150
www.asdl.gatech.edu

1999 ONR Grant Review - Aerospace Systems Design Laboratory (ASDL)



Multi Criteria Decision Making Technique for Systems Design: Joint Probabilistic Decision Making (JPDM)

Dr. Dimitri Mavris / Dr. Dan DeLaurentis
Georgia Institute of Technology
Atlanta GA 30332-0150
www.asdl.gatech.edu

1999 ONR Grant Review - Aerospace Systems Design Laboratory (ASDL)



Hypothesis: Multi Criteria Motivation

- Customer needs translate to system characteristics called attributes or constraints which become decision criteria for product selection.
- Complex systems have a multitude of attributes, such as life cycle cost, gross weight, excess power, safety, dependability, etc.
- Decisions based on one criterion/attribute may yield products with poor performance in other attributes.



A design method is needed that accounts for all criteria concurrently.

Dr. Dimitri Mavris / Dr. Dan DeLaurentis
Georgia Institute of Technology
Atlanta, GA 30332-0150
www.asdl.gatech.edu

1999 ONR Grant Review - Aerospace Systems Design Laboratory (ASDL)



Hypothesis: Probabilistic Motivation

- Most assumptions made about the operational environment of the system are uncertain.
- Deterministic assumptions misrepresent the actual behavior/knowledge.
- Computer model fidelity introduces uncertainty in the output prediction.
- Use of new technologies adds uncertainty due to readiness/availability.



A probabilistic formulation of the design process is needed to capture and analyze uncertainties.

Dr. Dimitri Mavris / Dr. Dan DeLaurentis
Georgia Institute of Technology
Atlanta, GA 30332-0150
www.asdl.gatech.edu

1999 ONR Grant Review - Aerospace Systems Design Laboratory (ASDL)



Typical Design Questions

- How to compare different design solutions with multiple objectives on an equal basis.
- How to compare different design solutions despite uncertainty about relevance and accuracy of design assumptions.
- How to trade one requirement for another.
- How to determine optimal solutions based on multiple objectives.

Dr. Dimitri Mavris / Dr. Dan DeLaurentis
 Georgia Institute of Technology
 Atlanta, GA 30332-0150
 www.asdl.gatech.edu

1999 ONR Grant Review - Aerospace Systems Design Laboratory (ASDL)



Shortcomings of Existing Decision Aids

Current multi criteria approaches determine either just the best solution of a small finite set based on many criteria, called Multi Attribute Decision Making (MADM), or the best solution of an infinite set based on just a few criteria, called Multi Objective Decision Making (MODM).

		Alternatives						
		Alt 1	Alt 2	Alt 3	Alt 4	Alt 5	Alt N
Criteria	Crit 1	Value	Value	Value	Value	Value		Value
	Crit 2	Value	Value	Value	Value	Value		Value
	Crit 3	Value	Value	Value	Value	Value		Value
	Crit 4	Value	Value	Value	Value	Value		MODM
	Crit 5	Value	Value	Value	Value	Value		Value
	Crit M	Value	Value	Value	MADM	Value		JPDM

Dr. Dimitri Mavris / Dr. Dan DeLaurentis
 Georgia Institute of Technology
 Atlanta, GA 30332-0150
 www.asdl.gatech.edu

1999 ONR Grant Review - Aerospace Systems Design Laboratory (ASDL)



Proposed Method

Joint Probabilistic Decision Making (JPDM)

- Combines advantages of probabilistic treatment of uncertain information with multi criteria decision making.
- Determines the probability of satisfying all (specified) customer needs/criteria values as an objective function within TIES.
- Facilitates visual trade-offs for two requirements at a time.

Dr. Dimitri Mavris / Dr. Dan DeLaurentis
Georgia Institute of Technology
Atlanta, GA 30332-0150
www.asdl.gatech.edu

1999 ONR Grant Review - Aerospace Systems Design Laboratory (ASDL)



Four Steps for Implementing JPDM

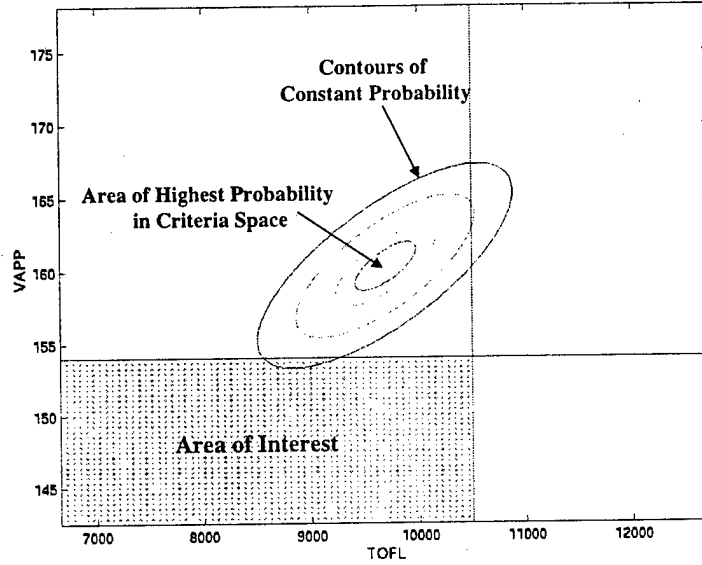
- Step 1:** Determine objectives/requirements of customer and designer.
- Step 2:** Assign probability distributions to design assumptions (fix design/control variables).
- Step 3:** Run analysis and determine joint probability distribution of criteria and requirements.
- Step 4:** Determine solution with highest joint probability (two problems: MADM or MODM).

Dr. Dimitri Mavris / Dr. Dan DeLaurentis
Georgia Institute of Technology
Atlanta, GA 30332-0150
www.asdl.gatech.edu

1999 ONR Grant Review - Aerospace Systems Design Laboratory (ASDL)



Joint Probability Density Function - 2D

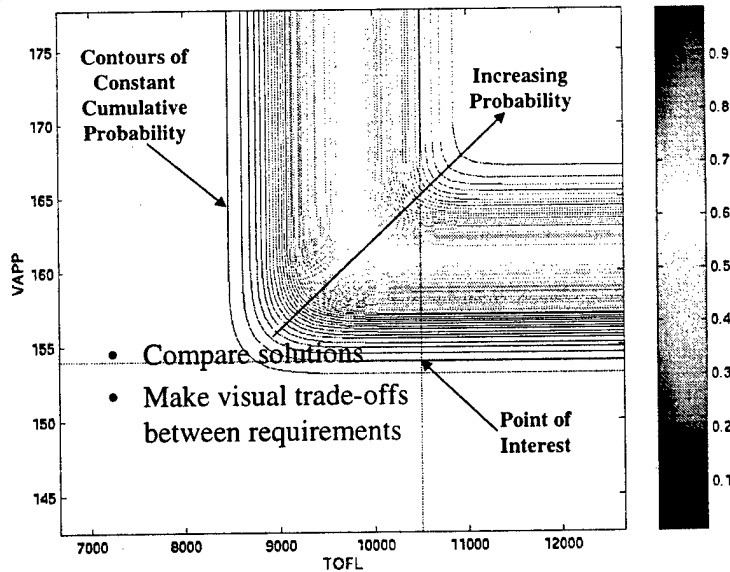


Dr. Dimitri Mavris / Dr. Don DeLaurentis
Georgia Institute of Technology
Atlanta, GA 30332-0150
www.asdl.gatech.edu

1999 ONR Grant Review - Aerospace Systems Design Laboratory (ASDL)



Joint Cumulative Distribution Function - 2D



Dr. Dimitri Mavris / Dr. Don DeLaurentis
Georgia Institute of Technology
Atlanta, GA 30332-0150
www.asdl.gatech.edu

1999 ONR Grant Review - Aerospace Systems Design Laboratory (ASDL)



Implementation (cont'd)

- Step 1:** Determine objectives/requirements of customer and designer.
- Step 2:** Assign probability distributions to design assumptions (fix design/control variables).
- Step 3:** Run analysis and determine joint probability distribution of criteria and requirements.
- Step 4:** Determine solution with highest joint probability (two problems: MADM or MODM).

Dr. Dimitri Mavris / Dr. Dan DeLaurentis
Georgia Institute of Technology
Atlanta, GA 30332-0150
www.asdl.gatech.edu

1999 ONR Grant Review - Aerospace Systems Design Laboratory (ASDL)



Empirical Distribution Function (EDF)

- Estimates probability of occurrence of a specified event based on sample events.
- Counts how many times the event occurred in the sample.
- Denoted for one variable and sample x_i , $i=1$ to n by

$$\text{Density function: } f_X(a) = \frac{1}{n} \sum_{i=1}^n I(x_i = a) \quad I(x_i = a) = \begin{cases} 1 & \text{if true} \\ 0 & \text{if false} \end{cases}$$

$$\text{Cumulative function: } F_X(a) = \frac{1}{n} \sum_{i=1}^n I(x_i \leq a) \quad I(x_i \leq a) = \begin{cases} 1 & \text{if true} \\ 0 & \text{if false} \end{cases}$$

- Joint cumulative formulation, sample (x_i, y_i, z_i) , $i=1$ to n :

$$F_{XYZ}(a, b, c) = \frac{1}{n} \sum_{i=1}^n I(x_i \leq a, y_i \leq b, z_i \leq c)$$

Dr. Dimitri Mavris / Dr. Dan DeLaurentis
Georgia Institute of Technology
Atlanta, GA 30332-0150
www.asdl.gatech.edu

1999 ONR Grant Review - Aerospace Systems Design Laboratory (ASDL)



EDF - Advantages/Disadvantages

- Advantages:
 - Most exact method
 - Does not need approximation with standard distributions
 - Estimates joint probability from data directly

- Disadvantages:
 - Needs large amount of data to be accurate
 - Requires modeling and simulation
 - Availability of data in conceptual and preliminary design may be limited or too expensive
 - Joint probability estimation itself is more time consuming

Dr. Dimitri Mavris / Dr. Dan DeLaurentis
 Georgia Institute of Technology
 Atlanta, GA 30332-0150
 www.asdl.gatech.edu

1999 ONR Grant Review - Aerospace Systems Design Laboratory (ASDL)



Joint Probability Model (JPM)

- Analytical model to estimate multivariate joint probability.
- Uses statistics of marginal distributions (mean μ and standard deviation σ).
- Uses correlation coefficients of criteria.
- Allows continued use of techniques that estimate marginal distributions.
- Example for bivariate normal model:

$$f_{XY}(a,b) = \frac{1}{2\pi\sigma_x\sigma_y\sqrt{1-\rho^2}} \exp\left\{-\frac{1}{2\rho^2-2}\left[\left(\frac{a-\mu_x}{\sigma_x}\right)^2 - 2\rho\left(\frac{a-\mu_x}{\sigma_x}\right)\left(\frac{b-\mu_y}{\sigma_y}\right) + \left(\frac{b-\mu_y}{\sigma_y}\right)^2\right]\right\}$$

- Formulation for n-variate normal model:

$$f(\mathbf{x}; \boldsymbol{\mu}, \boldsymbol{\Sigma}) = \frac{1}{(2\pi)^{n/2} |\boldsymbol{\Sigma}|^{1/2}} e^{-Q_n(\mathbf{x}; \boldsymbol{\mu}, \boldsymbol{\Sigma})/2}, \quad Q_n(\mathbf{x}; \boldsymbol{\mu}, \boldsymbol{\Sigma}) = (\mathbf{x} - \boldsymbol{\mu})' \boldsymbol{\Sigma}^{-1} (\mathbf{x} - \boldsymbol{\mu}),$$

$\mathbf{x} \in \mathcal{R}^n \quad \boldsymbol{\Sigma} = \text{Correlation Coefficient Matrix}$

Dr. Dimitri Mavris / Dr. Dan DeLaurentis
 Georgia Institute of Technology
 Atlanta, GA 30332-0150
 www.asdl.gatech.edu

1999 ONR Grant Review - Aerospace Systems Design Laboratory (ASDL)



JPM - Advantages/Disadvantages

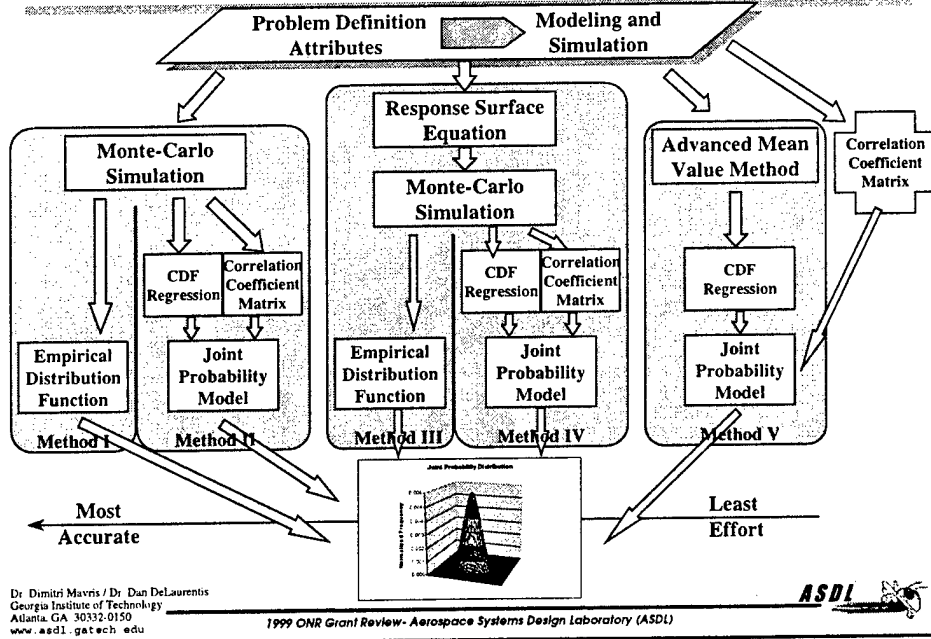
- Advantages:
 - Needs limited information for execution
 - Can employ expert guesses in case of lack of simulation
 - Fast evaluation of joint probability
 - Method can be used in conceptual or preliminary design
- Disadvantages:
 - Requires approximation of actual data by standard distribution
 - Requires correlation coefficient, which may not be available in early stages of design

Dr. Dimitri Mavris / Dr. Dan DeLaurentis
 Georgia Institute of Technology
 Atlanta, GA 30332-0150
 www.asdl.gatech.edu

1999 ONR Grant Review- Aerospace Systems Design Laboratory (ASDL)



Step 3 - Execution Accuracy Vs. Efficiency



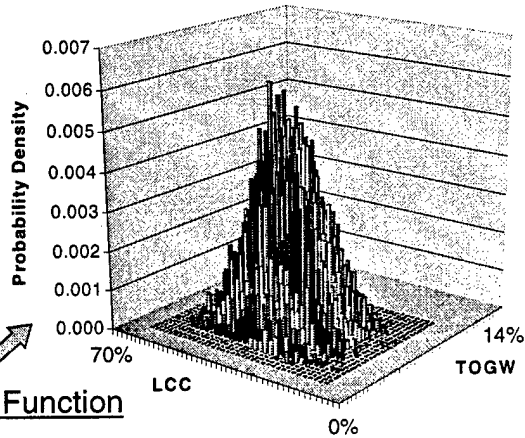
Results - Method I

Monte Carlo Simulation

10,000 samples

LCC	TOGW
10.5%	2.3%
5.3%	1.2%
43.8%	12.5%
•	•
•	•
•	•

Joint Probability Distribution



Empirical Distribution Function

$$f(LCC, TOGW) = \frac{1}{10,000} \sum_{i=1}^{10,000} I(LCC - \epsilon < lcc_i \leq LCC + \epsilon, TOGW - \epsilon < togw_i \leq TOGW + \epsilon)$$

Dr. Dimitri Mavris / Dr. Dan DeLaurentis
Georgia Institute of Technology
Atlanta, GA 30332-0150
www.asdl.gatech.edu

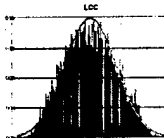
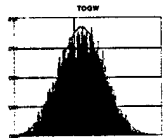
1999 ONR Grant Review - Aerospace Systems Design Laboratory (ASDL)



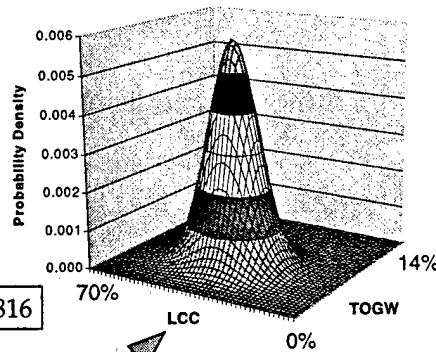
Results - Method II

Monte Carlo Simulation

10,000 samples

LCC	TOGW
10.5%	2.3%
5.3%	1.2%
43.8%	12.5%
	
$\mu=29.23\%$ $\sigma=7.69\%$	$\mu=6.70\%$ $\sigma=1.77\%$

Joint Probability Distribution



$\rho = -0.1816$

$$f_{xy}(a, b) = \frac{1}{2\pi\sigma_x\sigma_y\sqrt{1-\rho^2}} \exp\left\{-\frac{1}{2\rho^2-2}\left[\left(\frac{a-\mu_x}{\sigma_x}\right)^2 - 2\rho\left(\frac{a-\mu_x}{\sigma_x}\right)\left(\frac{b-\mu_y}{\sigma_y}\right) + \left(\frac{b-\mu_y}{\sigma_y}\right)^2\right]\right\}$$

Dr. Dimitri Mavris / Dr. Dan DeLaurentis
Georgia Institute of Technology
Atlanta, GA 30332-0150
www.asdl.gatech.edu

1999 ONR Grant Review - Aerospace Systems Design Laboratory (ASDL)



Results - Method III

DOE (147 cases)

	LCC	TOGW
-1 -1 -1 -1 -1 -1 -1 -1 -1	10.5%	5.1%
-1 1 -1 1 -1 1 -1 1 -1	25.7%	7.9%
1 -1 -1 1 1 -1 -1 1 1	4.8%	1.2%

Response Surface Equation

Monte Carlo Simulation

10,000 samples from RSE

Empirical Distribution Function

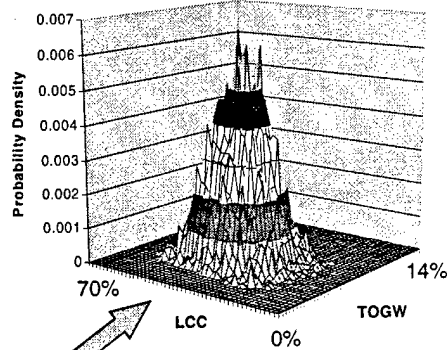
$$f(LCC, TOGW) = \frac{1}{10,000} \sum_{i=1}^{10,000} I(LCC - \varepsilon < lcc_i \leq LCC + \varepsilon, TOGW - \varepsilon < togw_i \leq TOGW + \varepsilon)$$

Dr. Dimitri Mavris / Dr. Dan DeLaurentis
Georgia Institute of Technology
Atlanta, GA 30332-0150
www.asdl.gatech.edu

1999 ONR Grant Review - Aerospace Systems Design Laboratory (ASDL)



Joint Probability Distribution



Results - Method IV


DOE (147 cases)

	LCC	TOGW
-1 -1 -1 -1 -1 -1 -1 -1 -1	10.5%	5.1%
-1 1 -1 1 -1 1 -1 1 -1	25.7%	7.9%
1 -1 -1 1 1 -1 -1 1 1	4.8%	1.2%

Response Surface Equation

Monte Carlo Simulation

10,000 samples from RSE



$$\rho = -0.159$$

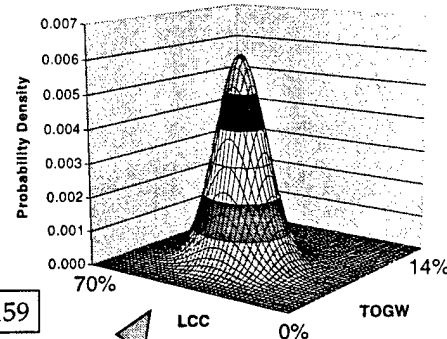
$$f_{XY}(a, b) = \frac{1}{2\pi\sigma_x\sigma_y\sqrt{1-\rho^2}} \exp\left\{-\frac{1}{2\rho^2-2}\left[\left(\frac{a-\mu_x}{\sigma_x}\right)^2 - 2\rho\left(\frac{a-\mu_x}{\sigma_x}\right)\left(\frac{b-\mu_y}{\sigma_y}\right) + \left(\frac{b-\mu_y}{\sigma_y}\right)^2\right]\right\}$$

Dr. Dimitri Mavris / Dr. Dan DeLaurentis
Georgia Institute of Technology
Atlanta, GA 30332-0150
www.asdl.gatech.edu

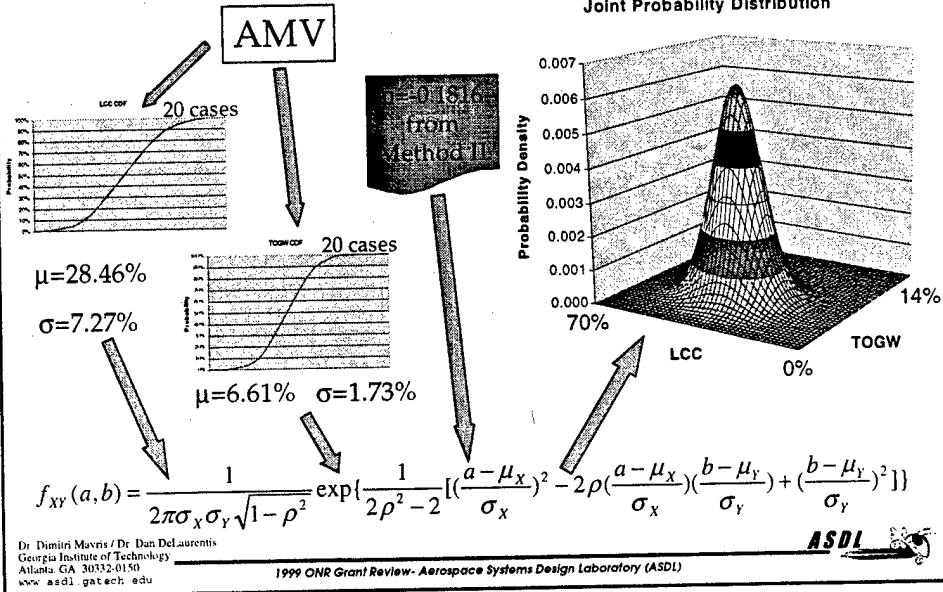
1999 ONR Grant Review - Aerospace Systems Design Laboratory (ASDL)




Joint Probability Distribution



Results - Method V

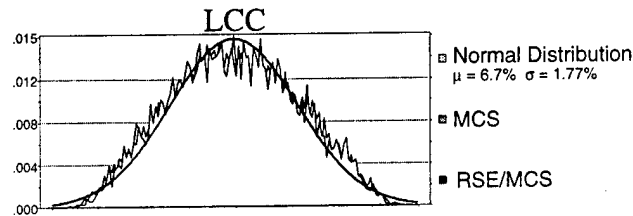


Comparison of all JPFDs



Comparison of Methods

- Good agreement of Response Surface Equation/Monte Carlo Simulation method and Monte Carlo Simulation directly on analysis code.
- Both distributions are approximated well by the normal distribution (due to nine input variables and the Central Limit Theorem).
- Normal approximation will be even better for non-uniform input distributions.



Dr. Dimitri Mavris / Dr. Dan DeLaurentis
Georgia Institute of Technology
Atlanta, GA 30332-0150
www.asdl.gatech.edu

1999 ONR Grant Review - Aerospace Systems Design Laboratory (ASDL)

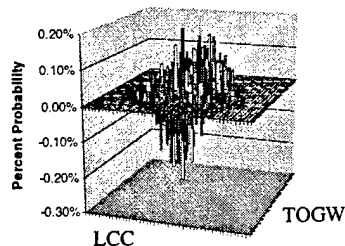


Comparison of Methods (contd.)

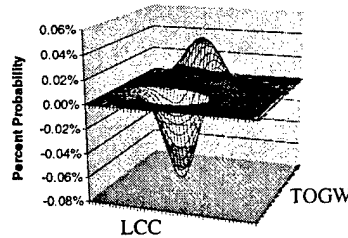
- Comparison of means and standard deviations shows similar prediction capability of methods.

	MCS/JPM	RSE/JPM	% Difference	AMV/JPM	% Difference
μ_{LCC}	29.23%	28.71%	-0.40%	28.46%	-0.60%
μ_{TOGW}	6.70%	6.66%	-0.04%	6.61%	-0.09%
σ_{LCC}	7.69%	7.32%	-4.73%	7.27%	-5.43%
σ_{TOGW}	1.77%	1.76%	-0.60%	1.73%	-2.53%
Correlation	-0.1816	-0.1590	-12.44%	(-0.1816)	-

MCS/EDF - AMV/JPM



MCS/JPM - AMV/JPM



Dr. Dimitri Mavris / Dr. Dan DeLaurentis
Georgia Institute of Technology
Atlanta, GA 30332-0150
www.asdl.gatech.edu

1999 ONR Grant Review - Aerospace Systems Design Laboratory (ASDL)



Implementation (cont'd)

- Step 1:** Determine objectives/requirements of customer and designer.
- Step 2:** Assign probability distributions to design assumptions (fix design/control variables).
- Step 3:** Run analysis and determine joint probability distribution of criteria and requirements.
- Step 4:** Determine solution with highest joint probability (two problems: MADM or MODM).

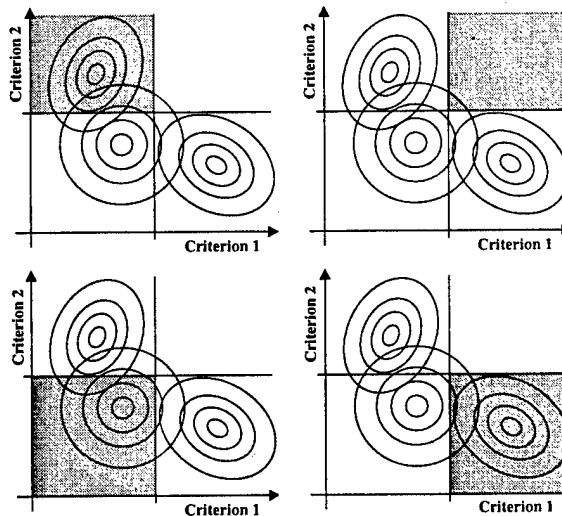
Dr. Dimitri Mavris / Dr. Dan DeLaurentis
Georgia Institute of Technology
Atlanta, GA 30332-0150
www.asdl.gatech.edu

1999 ONR Grant Review - Aerospace Systems Design Laboratory (ASDL)



Step 4 - MADM

- Rank solutions based on joint probability.
- Select solution with highest probability.
- Conduct "What-If" studies for requirements/criteria.



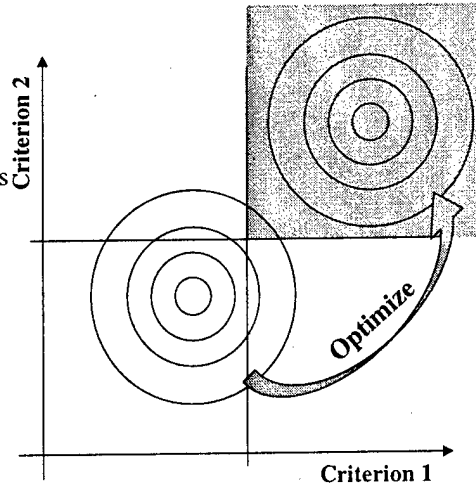
Dr. Dimitri Mavris / Dr. Dan DeLaurentis
Georgia Institute of Technology
Atlanta, GA 30332-0150
www.asdl.gatech.edu

1999 ONR Grant Review - Aerospace Systems Design Laboratory (ASDL)



Step 4 - MODM

- Use joint probability as an objective function for generic optimizer.
- Use design/control variables as independent variables.
- Determine optimal solution with maximum probability of satisfying all requirements/criteria.



Dr. Dimitri Mavris / Dr. Dan DeLaurentis
Georgia Institute of Technology
Atlanta, GA 30332-0150
www.asdl.gatech.edu

1999 ONR Grant Review - Aerospace Systems Design Laboratory (ASDL)



Conclusions

- A four step joint probabilistic decision making technique was introduced as part of the TIES method.
- Five JPDM methods (MCS/EDF, MCS/JPM, RSE/MCS/EDF, RSE/MCS/JPM, and AMV/JPM) were used to determine the joint probability example study with two criteria.
- JPDM technique is capable of treating uncertain information of early stages in design.
- JPDM technique introduces new objective function to multi criteria decision making: *probability of meeting all operational and design requirements concurrently.*
- JPM needs extension to capture other than normal distributions.

Dr. Dimitri Mavris / Dr. Dan DeLaurentis
Georgia Institute of Technology
Atlanta, GA 30332-0150
www.asdl.gatech.edu

1999 ONR Grant Review - Aerospace Systems Design Laboratory (ASDL)



Section 4

- 1. Introduction and Research Setting/Summary*
- 2. Overall Technical Approach for Affordable Systems Design*
- 3. Methods Implementation and Testbed Applications*
- 4. Key Advancements in Method Components*
- 5. Conclusions/Summary*

Dr. Dimitri Mavris / Dr. Dan DeLaurentis
Georgia Institute of Technology
Atlanta, GA 30332-0150
www.asdl.gatech.edu

1999 ONR Grant Review - Aerospace Systems Design Laboratory (ASDL)



Section 4

Part A: Simultaneous Examination of Requirements and Technologies

Dr. Dimitri Mavris / Dr. Dan DeLaurentis
Georgia Institute of Technology
Atlanta, GA 30332-0150
www.asdl.gatech.edu

1999 ONR Grant Review - Aerospace Systems Design Laboratory (ASDL)



Examining the Role of *Requirements*

Synopsis

- Requirements drive initial design studies, procurement decisions, and ultimately *operational effectiveness and cost*
- However, it is often the case that design processes (and designers) overlook the impact of changes and/or ambiguity in requirements and fail to understand the relationships between requirements, technologies, and the design space
- ASDL has been tasked by ONR to investigate the role of requirements in affecting the design and S&T investment; and then to formulate a method for examining requirements simultaneously with design alternatives, technologies, affordability, etc.

Tasks

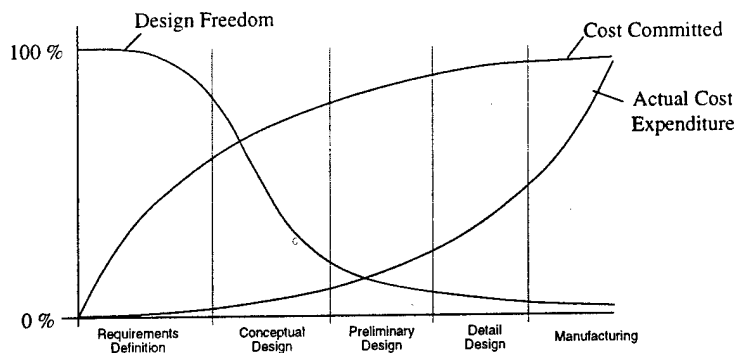
- Link the appropriate aircraft sizing/synthesis and economic tools plus probabilistic methods to create testbed environment; model the F/A-18C (using substantiation data for validation)
- With F/A-18E/F requirements (Ref. AIAA Paper 98-4701) as drivers, look at relation of technology metrics on requirements mathematically
- Provide ONR with the unique capability to examine the impact of requirements, desirements, and constraints on affordability decisions

Dr. Dimitri Mavris / Dr. Dan DeLaurentis
Georgia Institute of Technology
Atlanta, GA 30332-0150
www.asdl.gatech.edu

1999 ONR Grant Review - Aerospace Systems Design Laboratory (ASDL)



The Importance of the Requirements Definition Stage



Dr. Dimitri Mavris / Dr. Dan DeLaurentis
Georgia Institute of Technology
Atlanta, GA 30332-0150
www.asdl.gatech.edu

1999 ONR Grant Review - Aerospace Systems Design Laboratory (ASDL)



Expanding Missions: The F/A-18E/F

Maritime Air Superiority	Air Combat Fighter	Fighter Escort	Recce	Close Air Support	Air Defense Suppression	Day/Night Attack	All Weather Attack
F-14D NATF			F/A-18 A/B/C/D			A-6F	
F/A-18 E/F							

Ref. Young, et al. AIAA-98-4701, 1998.

How can such multi-role vehicles be examined as potential solutions for the war-fighter with respect to technologies, requirements, and design constraints ?

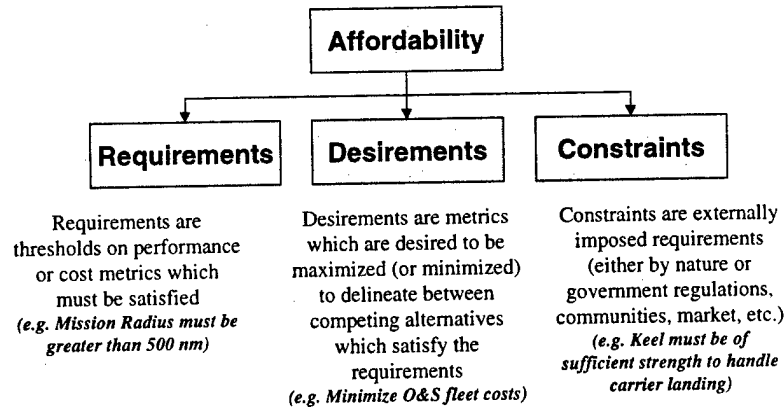
Dr. Dimitri Mavris / Dr. Dan DeLaurentis
Georgia Institute of Technology
Atlanta, GA 30332-0150
www.asdl.gatech.edu

1999 ONR Grant Review - Aerospace Systems Design Laboratory (ASDL)



Affordability: Components and Definitions

A design or S&T investment problem has the following top level structure:



This structure provides the starting point for the TIES F/A-18C process....

Dr. Dimitri Mavris / Dr. Dan DeLaurentis
Georgia Institute of Technology
Atlanta, GA 30332-0150
www.asdl.gatech.edu

1999 ONR Grant Review - Aerospace Systems Design Laboratory (ASDL)



Process

The traditional process of identification of an overall objective to be optimized is replaced by the following process:

- ➡ 1) Using Response Surface Method to mathematically represent combined requirements-technology-configuration space
- ➡ 2) search for alternatives (configuration changes plus technology infusion) that satisfy *requirements and constraints (TIES method)*
- ➡ 3) simultaneously, optimize on desirements within this feasible space (continuous) or set (discrete) then, perform sensitivity studies to show the perturbation of the solution due to *possible* changes in requirements and design variables.

Thus, the customer/decision maker has information with regards to the choice between tolerating a *relaxation in requirements* or *accepting achievable performance levels*

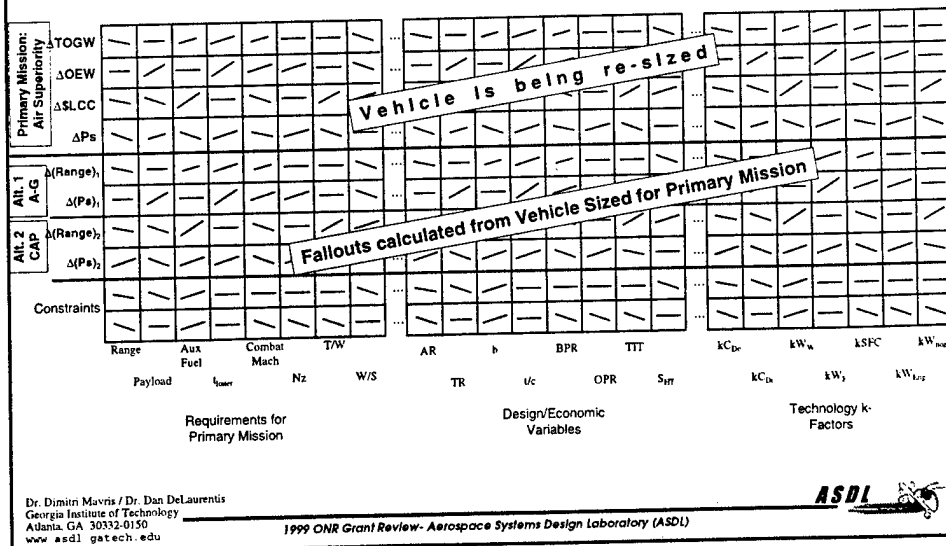
Dr. Dimitri Mavris / Dr. Dan DeLaurentis
Georgia Institute of Technology
Atlanta, GA 30332-0150
www.asdl.gatech.edu

1999 ONR Grant Review- Aerospace Systems Design Laboratory (ASDL)



Overall Environment Snapshot

Example: Examine a multi-role fighter/attack concept




Dr. Dimitri Mavris / Dr. Dan DeLaurentis
Georgia Institute of Technology
Atlanta, GA 30332-0150
www.asdl.gatech.edu

1999 ONR Grant Review- Aerospace Systems Design Laboratory (ASDL)



F/A-18C Modeling

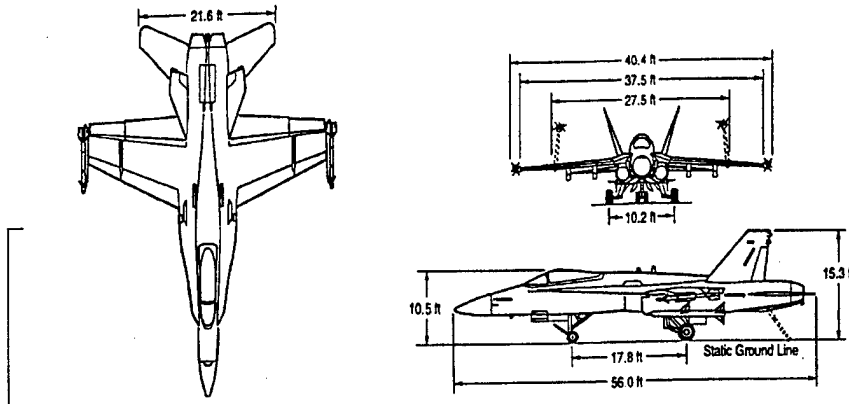


Dr. Dimitri Mavris / Dr. Dan DeLaurentis
Georgia Institute of Technology
Atlanta, GA 30332-0150
www.asdl.gatech.edu

1999 ONR Grant Review - Aerospace Systems Design Laboratory (ASDL)



Basic Geometry

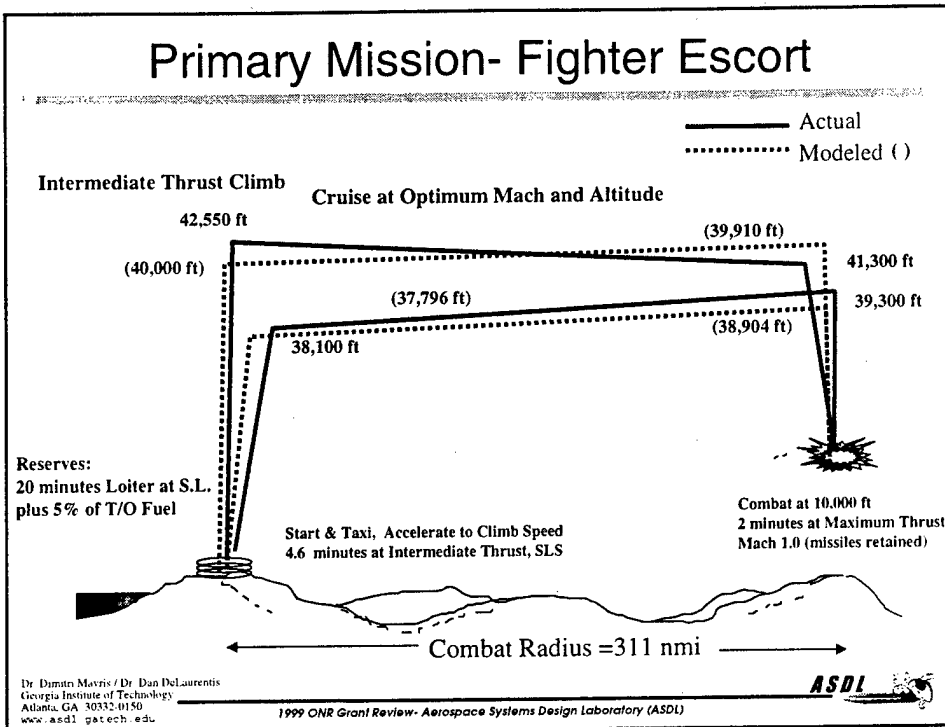


Dr. Dimitri Mavris / Dr. Dan DeLaurentis
Georgia Institute of Technology
Atlanta, GA 30332-0150
www.asdl.gatech.edu

1999 ONR Grant Review - Aerospace Systems Design Laboratory (ASDL)

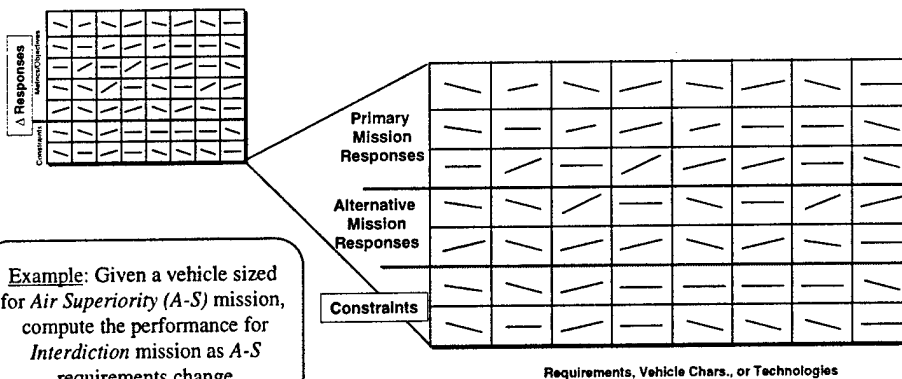


Primary Mission- Fighter Escort



Alternate Missions- Addressing Multi-role Capability

- Requirements can include performance against a wide variety of missions
- Vehicle sizing proceeds based on a primary mission and then fallout performance of the sized vehicle on alternate missions is computed and tracked



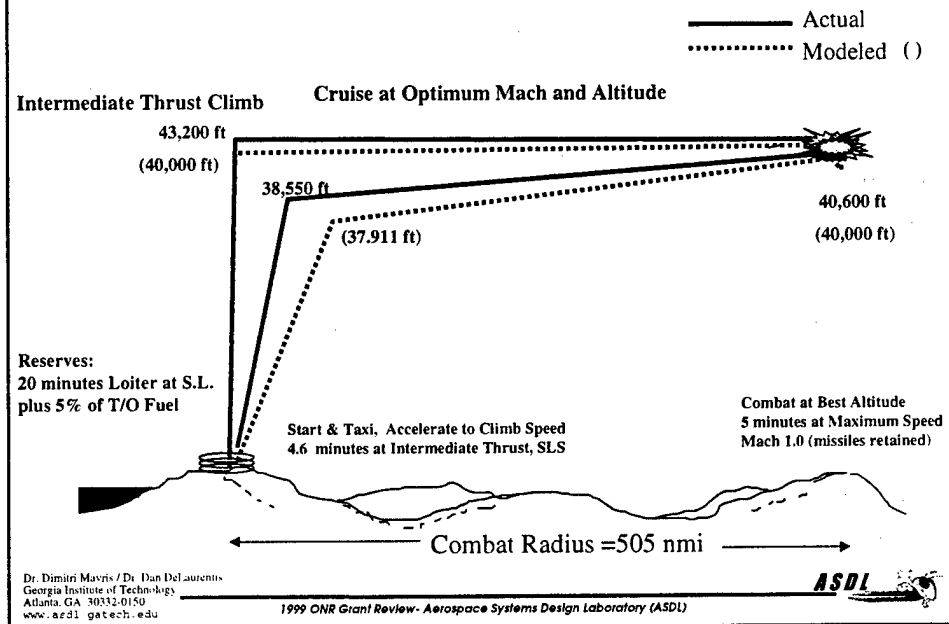
Example: Given a vehicle sized for *Air Superiority (A-S)* mission, compute the performance for *Interdiction* mission as A-S requirements change

Dr. Dimitri Mavris / Dr. Dan DeLaurentis
 Georgia Institute of Technology
 Atlanta, GA 30332-0150
 www.asdl.gatech.edu

1999 ONR Grant Review - Aerospace Systems Design Laboratory (ASDL)

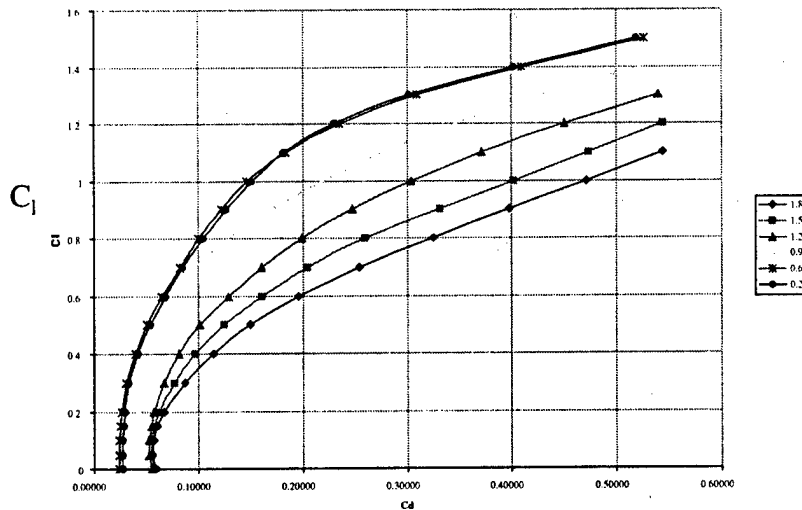
ASDL

Alternate Mission: Hi Hi Hi



Drag Polars for Varying Mach Numbers

Altitude = 36,089 ft



Dr. Dimitri Mavris / Dr. Dan DeLaurentis
Georgia Institute of Technology
Atlanta, GA 30332-0150
www.asdl.gatech.edu

1999 ONR Grant Review - Aerospace Systems Design Laboratory (ASDL)

ASDL

Propulsion Modeling

F404-GE-402 Augmented Turbofan Engine

- The F404-GE-402 is an increased performance derivative of the F404 and is used in the F/A-18C
- Features a dual-spool mixed flow turbofan architecture, 3X7X1X1 turbomachinery configuration
- F404 Engine performance deck based on installed engine data for the F/A-18C
- Engine performance data source: "F/A-18C Substantiating Performance Data with F404-GE-402 Engines" Report MDC91B0290

General Specifications:

- Thrust: 17,700 lb
- SFC (max A/B): 1.74 lbm/lbf-hr
- SFC (IRP): 0.81 lbm/lbf-hr
- Airflow (SLS): 146 pps
- Weight: 2,282 lb
- Length: 159 in
- Diameter: 35 in



Dr. Dimitri Mavris / Dr. Dan DeLaurentis
Georgia Institute of Technology
Atlanta, GA 30332-0150
www.asdl.gatech.edu

1999 ONR Grant Review: Aerospace Systems Design Laboratory (ASDL)



Weight Breakdown- Validation

- Sizing/Synthesis Code Used: FLIGHT OPTimization System (FLOPS)
- F/A-18C Baseline Modeled in FLOPS calibrated against actual substantiation data from manufacturer
- Highly accurate model (errors in weights less than 1%)

F/A18C Weight Breakdown Comparison		
Group	F/A18C	Baseline Model
Wing	3,919	3,918
Tail Group	1,005	1,006
Body	5,009	5,009
Alighting Gear	2,229	2,228
Propulsion Group		
Engines	4,420	4,417
Engine Section		
Gear Box	921	922
Controls		
Starting System		
Fuel System	1,078	1,078
Flight Controls	1,061	1,062
Auxiliary Power Plant	206	206
Instruments	84	84
Hydraulics	351	352
Electrical	592	592
Avionics	1,864	1,864
Armament, Gun, Launchers, Ejectors	948	948
Furnishings, Load/Handling, Contingency	631	631
Air Conditioning	641	642
Crew	180	180
Unusable Fuel	207	207
Engine Fluids	114	115
Chaff, Ammunition	252	252
Miscellaneous	58	58
Operating Weight Empty	25,770	25,771
Missiles		1,410
(2) AIM-7F	1,020	
(2) AIM-9L	390	
Mission Fuel	10,860	10,857
Takeoff Gross Weight	38,040	38,038

Dr. Dimitri Mavris / Dr. Dan DeLaurentis
Georgia Institute of Technology
Atlanta, GA 30332-0150
www.asdl.gatech.edu

1999 ONR Grant Review: Aerospace Systems Design Laboratory (ASDL)



Economic Assumptions

- MALCCA (Military Aircraft Life Cycle Cost Analysis) in-house code used to determine notional aircraft economics
- Baseline File created starting with defaults based on the military aircraft assumptions (primarily sourced from F-15 and F-16 data)

Inflation Factor	3.3%
Dollar Year	1994
Year of Program Initiation	2000
Final Year of Production	2023
# Operational Vehicles	2530 units
System Economic Life	20 years

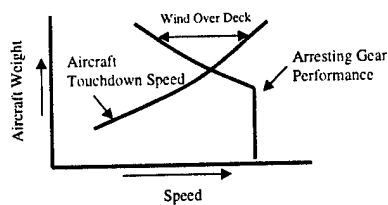
Dr. Dimitri Mavris / Dr. Dan DeLaurentis
Georgia Institute of Technology
Atlanta, GA 30332-0150
www.asdl.gatech.edu

1999 ONR Grant Review - Aerospace Systems Design Laboratory (ASDL)

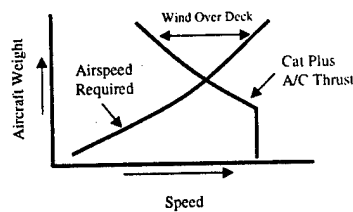


Wind Over Deck

Recovery Wind Over Deck



Launch Wind Over Deck



- Aircraft Touchdown Speed = $1.05 * V_{app}$
- Airspeed Required = Calculated Liftoff Speed
- Arresting Gear Performance Calculated at Limit Capacity

Dr. Dimitri Mavris / Dr. Dan DeLaurentis
Georgia Institute of Technology
Atlanta, GA 30332-0150
www.asdl.gatech.edu

1999 ONR Grant Review - Aerospace Systems Design Laboratory (ASDL)



Breakdown of Responses to Describe a Vehicle

Top-Level requirements related to the mission

Design Variables, Economic Variable and Vehicle Attributes

$Response (i.e. GW) = function (Requirements, Vehicle Characteristics, k_{TP}, k_{TM})$

- To cope with this large problem, evaluate it in "snapshots", where most inputs are held constant while a subset of the inputs varies
- This approach allows the consideration of mission requirements and applied technologies along with the geometry of the vehicle
- Snapshots 1,2,3 provide "deltas" in responses wrt baseline

Technology k-factors (related to performance and to manufacturing)

Use Response Surface Method once again !

Dr. Dimitri Mavris / Dr. Dan DeLaurentis
Georgia Institute of Technology
Atlanta, GA 30332-0150
www.asdl.gatech.edu

1999 ONR Grant Review - Aerospace Systems Design Laboratory (ASDL)



Snapshot 1 Responses and Top Level Requirements

Δ Responses/Desiresments Metrics/Objectives Constraints	R ₁	↘	↘	↘	↘	↘	↘	↘	↘
	R ₂	↘	↘	↘	↘	↘	↘	↘	↘
	R ₃	↘	↘	↘	↘	↘	↘	↘	↘
	R ₄	↘	↘	↘	↘	↘	↘	↘	↘
	R ₅	↘	↘	↘	↘	↘	↘	↘	↘
	R ₆	↘	↘	↘	↘	↘	↘	↘	↘
	R ₇	↘	↘	↘	↘	↘	↘	↘	↘
		Req.1	Req.2	Req.3	Req.4	Req.5	Req.6	Req.7	Req.8
		Range	Payload	P _s	t _{loiter}	turn rate	Δf _w	Δwt _w	Mach

Example Responses:

Gross Weight
Probability of Survival
Lethality
O+S
Acquisition Cost

Approach Speed (constraint)
TOFL (constraint)

T/W and W/S may belong in either the requirements or the responses section - depending on how the programs are set up

Top Level Requirements

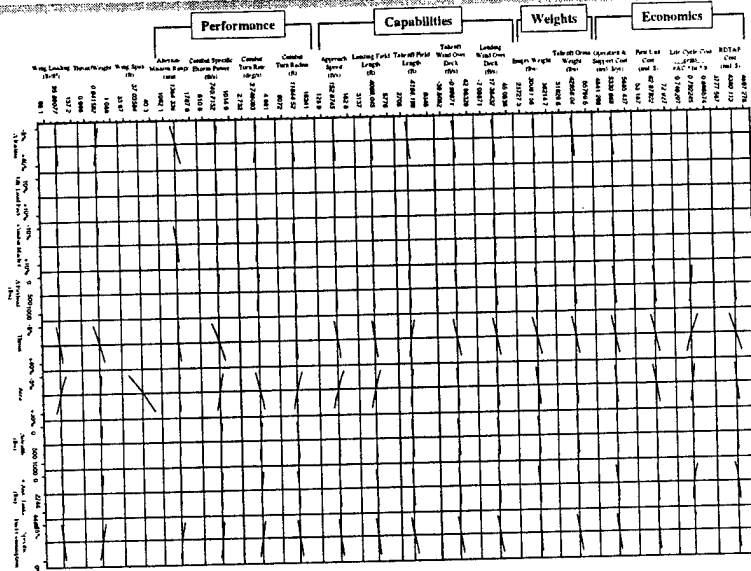
This approach de-emphasizes the geometry of an aircraft, and instead focuses on the mission requirements. However, it does require a baseline aircraft configuration. **Geometry and Technologies are fixed**, while Requirements vary. Each vector of top level requirements maps to a specific mission.

Dr. Dimitri Mavris / Dr. Dan DeLaurentis
Georgia Institute of Technology
Atlanta, GA 30332-0150
www.asdl.gatech.edu

1999 ONR Grant Review - Aerospace Systems Design Laboratory (ASDL)



Requirement RSEs for Notional F/A-18C

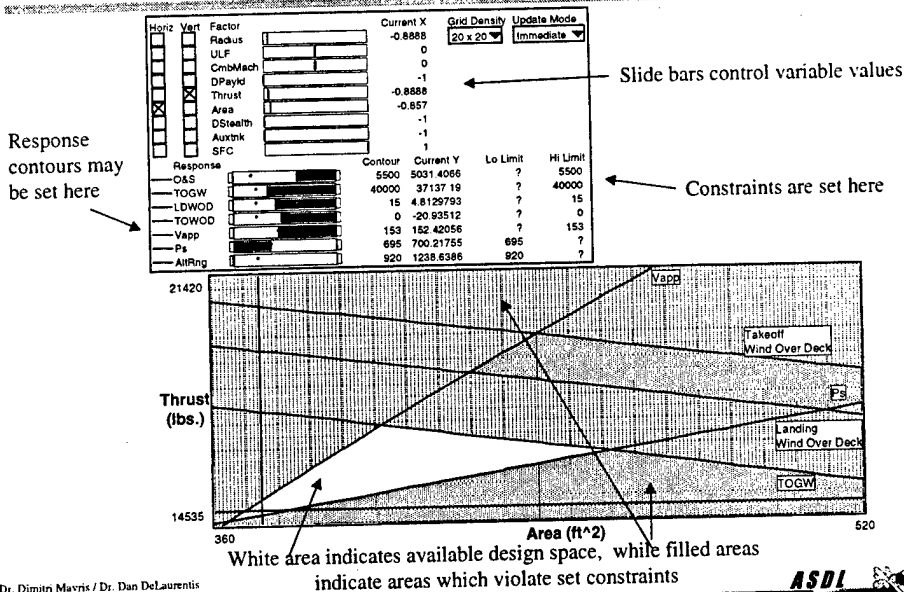


Dr. Dimitri Mavris / Dr. Dan DeLaurentis
 Georgia Institute of Technology
 Atlanta, GA 30332-0150
 www.asdl.gatech.edu

1999 ONR Grant Review - Aerospace Systems Design Laboratory (ASDL)



Requirements Exploration: F/A-18C Design Contours

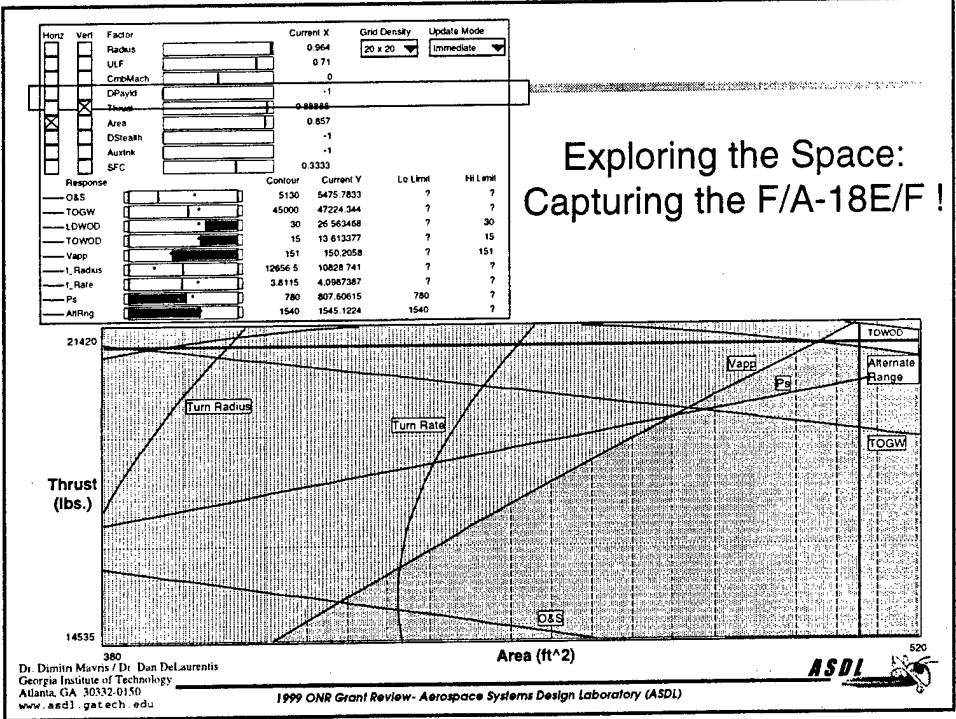
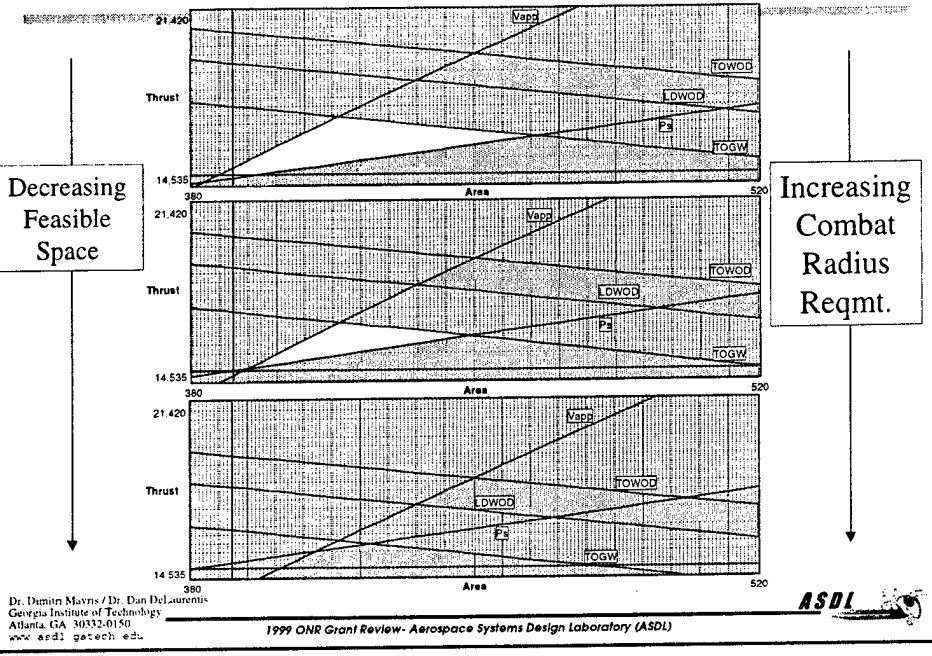


Dr. Dimitri Mavris / Dr. Dan DeLaurentis
 Georgia Institute of Technology
 Atlanta, GA 30332-0150
 www.asdl.gatech.edu

1999 ONR Grant Review - Aerospace Systems Design Laboratory (ASDL)



Effects of Increase in Combat Radius Req.



Responses vs. Vehicle Characteristics

Snapshot 2

Δ Responses/Desirements

Metrics/Objectives R ₁ R ₂ R ₃ R ₄ R ₅ R ₆ R ₇									
Constraints	DV1	DV2	...	EcV1	EcV2	...	T/W	W/S	
	Design Variables			Economic Variables			Attributes		

Geometry/Attribute relationship:

Turbine Inlet Temperature (TIT)

Specific Fuel Consumption (SPC)

Engine Cycle Variables

↑
Level of Abstraction

Vehicle Characteristics

Here, the Requirements and Technologies are fixed, but the vehicle characteristics are allowed to vary. Each vector of Design Variables, Economic Variables and Attributes maps to a specific geometry of a configuration.

Dr. Dimitri Mavris / Dr. Dan DeLaurentis
Georgia Institute of Technology
Atlanta, GA 30332-0150
www.asdl.gatech.edu

1999 ONR Grant Review - Aerospace Systems Design Laboratory (ASDL)



Responses vs. Technology k-factors

Snapshot 3

Δ Responses/Desirements

Metrics/Objectives R ₁ R ₂ R ₃ R ₄ R ₅ R ₆ R ₇									
Constraints	k _{TP1}	k _{TP2}	k _{TP3}	...	k _{TM1}	k _{TM2}	k _{TM3}	...	
	Related to Performance				Related to Manufacturing				

Technology k-factors are expressed in $\Delta\%$, compared to a baseline set of technologies

This is also known as the **TIF** (Technology Impact Forecasting) environment

Technology k-factors

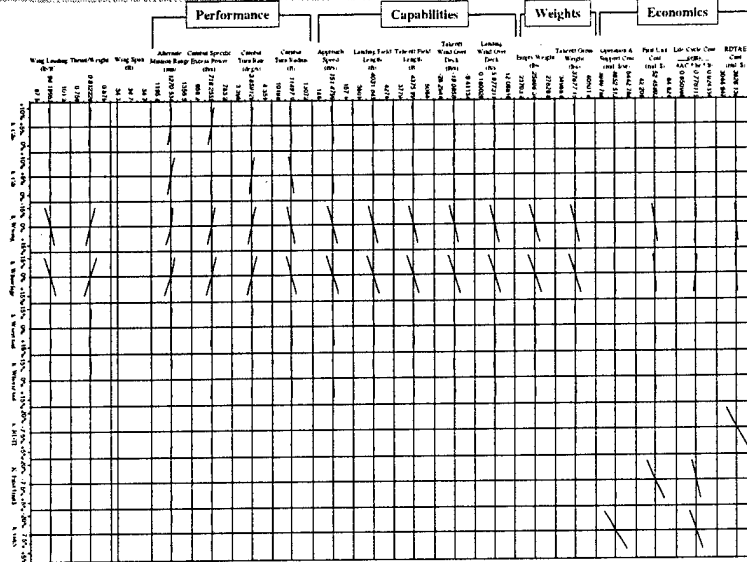
Here, the Requirements and the Vehicle are fixed, but the technologies are allowed to vary. Each vector of technology k-factors maps to a specific combination of applied technologies.

Dr. Dimitri Mavris / Dr. Dan DeLaurentis
Georgia Institute of Technology
Atlanta, GA 30332-0150
www.asdl.gatech.edu

1999 ONR Grant Review - Aerospace Systems Design Laboratory (ASDL)



Technology RSEs for Notional F/A-18C

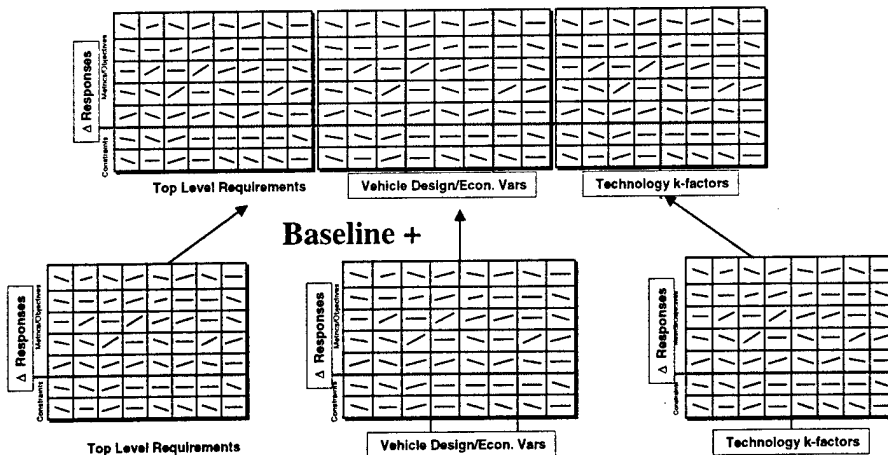


Dr. Dimitri Mavris / Dr. Dan DeLaurentis
 Georgia Institute of Technology
 Atlanta, GA 30332-0150
 www.asdl.gatech.edu

1999 ONR Grant Review- Aerospace Systems Design Laboratory (ASDL)



Additive Creation of the Overall Environment



Assumption: Interactions among the input variables exist only within each group
 (Or regroup the inputs to eliminate interaction across subspaces)

Dr. Dimitri Mavris / Dr. Dan DeLaurentis
 Georgia Institute of Technology
 Atlanta, GA 30332-0150
 www.asdl.gatech.edu

1999 ONR Grant Review- Aerospace Systems Design Laboratory (ASDL)



Additive Creation of the Overall Equation

Fix all other groups
(vehicle and technologies)
and let only one group
(requirements) vary

$$\Delta GW = (b_0)_k + \sum(\text{req.1, req.2, req.3...})$$

Fix all other groups
(requirements and vehicle)
and let only one group
(technologies) vary

$$\Delta GW = (b_0)_{TPA} + \sum(k_{TP1}, k_{TP2}, \dots, k_{TM1}, k_{TM2}, \dots)$$

Response (i.e. ΔGW) = function (Requirements, Vehicle Characteristics, k_{TP} , k_{TM})

Fix all other groups
(requirements and technologies)
and let only one group
(vehicle characteristics) vary

$$\Delta GW = (b_0)_{VA} + \sum(DV1, DV2, \dots, EV1, EV2, \dots, Attr1, Attr2, \dots)$$

Then:

$$GW = (b_0)_{\text{overall}} + \sum(\text{req.1, req.2, req.3...}) + \sum(DV1, DV2, \dots, EV1, EV2, \dots, Attr1, Attr2, \dots) + \sum(k_{TP1}, k_{TP2}, \dots, k_{TM1}, k_{TM2}, \dots)$$

This equation can now be re-solved for any parameter that might be of interest

Dr. Dimitri Mavris / Dr. Dan DeLaurentis
Georgia Institute of Technology
Atlanta, GA 30332-0150
www.asdl.gatech.edu

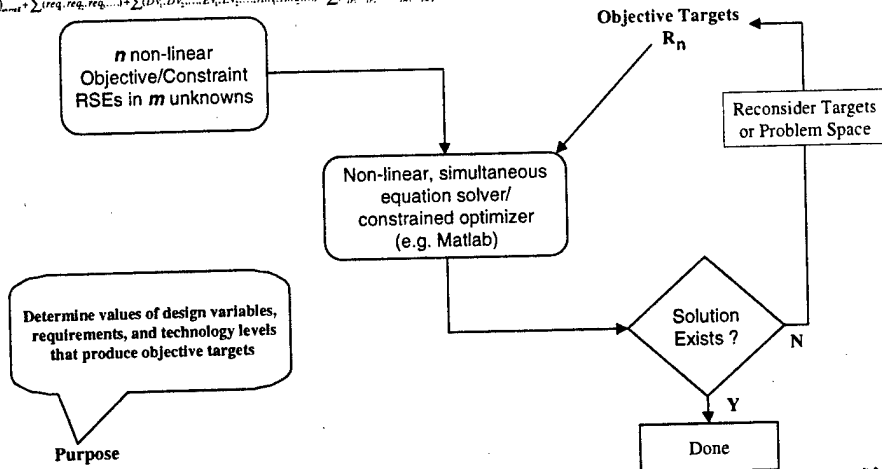
1999 ONR Grant Review - Aerospace Systems Design Laboratory (ASDL)



Is there a Solution??

The set of coupled, non-linear RSEs can be used to determine if a solution exists for given metric targets

$$R = (b_0)_{\text{overall}} + \sum(\text{req.1, req.2, req.3...}) + \sum(DV1, DV2, \dots, EV1, EV2, \dots, Attr1, Attr2, \dots) + \sum(k_{TP1}, k_{TP2}, \dots, k_{TM1}, k_{TM2}, \dots)$$



Dr. Dimitri Mavris / Dr. Dan DeLaurentis
Georgia Institute of Technology
Atlanta, GA 30332-0150
www.asdl.gatech.edu

1999 ONR Grant Review - Aerospace Systems Design Laboratory (ASDL)



One Example Application on the Notional F/A-18C

Objective:

Minimize the Gross Weight of a multirole fighter (Notional F/A-18C baseline)

Equality Constraint:

Required Primary Mission radius = 357 nm (+15% from baseline)
 Required Delta Weight for Stealth = 500 lbs.

Inequality Constraints (deltas with respect baseline):

$\Delta \text{AltRng} \geq 4\%$, $\Delta \text{OEWS} \leq -4\%$, $\Delta \text{\$O\&S} \leq -3\%$, $\Delta P_s \geq 2\%$,
 $\Delta \text{TurnRt} \geq 3\%$, $\Delta \text{TurnRad} \leq -3\%$, $\Delta \text{WOD} \leq -3$ knots

Free Variables:

Requirements: *Ult. Load Factor, Combat Mach, Payload, Thrust, Wing Area, Aux. Tanks*
 Technology K-Factors: *Minimum Drag, Induced Drag, Wing Weight, Fuselage Weight, Vertical Tail Wt., Horizontal Tail Wt., SRDTE, \$1st Unit Prod., \\$O&S*

Dr. Dimitri Mavris / Dr. Dan DeLaurentis
 Georgia Institute of Technology
 Atlanta, GA 30332-0150
 www.asdl.gatech.edu

1999 ONR Grant Review - Aerospace Systems Design Laboratory (ASDL)



Screenshots and Example Results

Results:

Objective:

$\Delta \text{GW} = -8.8\%$

Inequalities:

$\Delta \text{AltRng} = 6.9\%$

$\Delta \text{OEWS} = -10.1\%$

$\Delta \text{\$O\&S} = -3\%$

$\Delta P_s = 3.6\%$

$\Delta \text{TurnRt} = 4.8\%$

$\Delta \text{TurnRad} = 6.7\%$

$\Delta \text{WOD} = 6$ knots

Analysis routines
 created in MATLAB[®]

```

function [C, Ceq] = nonlineas_1(X)
% This function defines the constraints for the optimization problem.
% The input X is a vector of design variables.
% The output C is a vector of inequality constraints.
% The output Ceq is a vector of equality constraints.

% Parameters
ALTR=2; OEWS=-1; Pa=2; TRM=2; TRC=2; WOD=2;
BB=1;
DLF=20(1);
CR=20(3);
DP=20(4);
TR=20(5);
SW=20(6); DB=20(7); AZ=20(8); WF=20(9);

% Constraints
C=[
% AltRng
% OEWS
% $O&S
% Ps
% TurnRt
% TurnRad
% WOD
];

% Equality constraints
Ceq=[];

% Objective function
obj = 9.07584616e+001 * X(1) + 0.0015678 * X(2) + 0.0359634 * X(3) + 0.19465237 * X(4) + ...
    0.0702985 * X(5) + 0.05412009 * X(6) + 1.5773427409 * X(7) + 0.0707013 * X(8) + 0.70448042 * X(9) + ...
    1.8808948 * X(10) + 0.209546 * X(11) + 0.07112 * X(12) + 0.0024562 * X(13) + ...
    0.006374 * X(14) + 0.0048542 * X(15) + 0.0336324 * X(16) + 0.00918137 * X(17) + ...
    0.1270773 * X(18) + 0.0014725 * X(19) + 0.0009591 * X(20) + 0.0224637 * X(21) + ...
    0.1477792 * X(22) + 0.00744615 * X(23) + 0.0018714 * X(24) + 0.0020914 * X(25) + ...
    0.0120335 * X(26) + 0.0258815 * X(27) + 0.00191815 * X(28) + 0.0039232 * X(29) + ...
    0.00133335 * X(30) + 0.001462 * X(31) + 0.0091704 * X(32) + 0.0140527 * X(33);
    
```

The constraints/objectives/targets can be quickly changed and the optimization re-executed

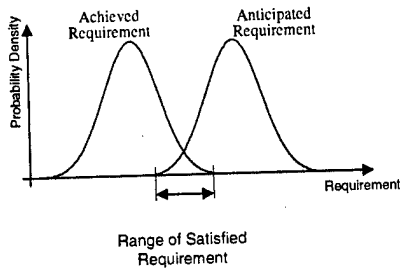
Dr. Dimitri Mavris / Dr. Dan DeLaurentis
 Georgia Institute of Technology
 Atlanta, GA 30332-0150
 www.asdl.gatech.edu

1999 ONR Grant Review - Aerospace Systems Design Laboratory (ASDL)



Future.....Incorporating Probabilistics: Achieved vs. Anticipated Requirements

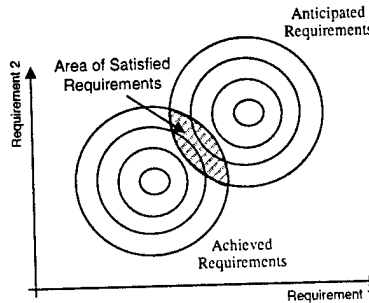
One Requirement - 1-Dimensional Plot



$$\begin{aligned}
 P(\text{Satisfying Requirement}) &= P(\text{Req}_{\text{Anticipated}} - \text{Req}_{\text{Achieved}} > 0) \\
 &= P(RD > 0)
 \end{aligned}$$

$$\begin{aligned}
 P(\text{Satisfying Requirements}) &= P(\overline{\text{Req}}_{\text{Achieved}} - \overline{\text{Req}}_{\text{Anticipated}} > \overline{0}) \\
 &= P(\overline{RD} > \overline{0})
 \end{aligned}$$

Two Requirements - 2-Dimensional Plot



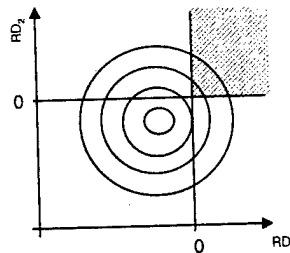
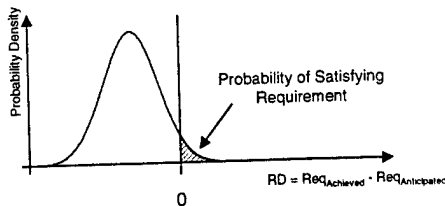
Dr. Dimitri Mavris / Dr. Dan DeLaurentis
Georgia Institute of Technology
Atlanta, GA 30332-0150
www.asdl.gatech.edu

1999 ONR Grant Review - Aerospace Systems Design Laboratory (ASDL)

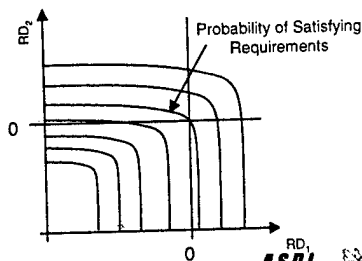
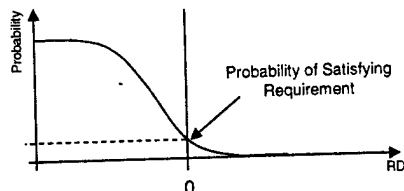


Probability of Satisfying Requirements

Probability Density Functions



Cumulative Probability Functions



Dr. Dimitri Mavris / Dr. Dan DeLaurentis
Georgia Institute of Technology
Atlanta, GA 30332-0150
www.asdl.gatech.edu

1999 ONR Grant Review - Aerospace Systems Design Laboratory (ASDL)



Section 4

- 1. Introduction and Research Setting/Summary*
- 2. Overall Technical Approach for Affordable Systems Design*
- 3. Methods Implementation and Testbed Applications*
- 4. Key Advancements in Method Components*
- 5. Conclusions/Summary*

Dr. Dimitri Mavris / Dr. Dan DeLaurentis
Georgia Institute of Technology
Atlanta, GA 30332-0150
www.asdl.gatech.edu

1999 ONR Grant Review - Aerospace Systems Design Laboratory (ASDL)



Section 4

Part B: Investigation of Advances in Soft Computing and Mathematical Sciences for Affordability Measurement and Prediction

Dr. Dimitri Mavris / Dr. Dan DeLaurentis
Georgia Institute of Technology
Atlanta, GA 30332-0150
www.asdl.gatech.edu

1999 ONR Grant Review - Aerospace Systems Design Laboratory (ASDL)



Tasks

- Main Tasks:
 - ... development of a comprehensive database of key characteristics, relevant bibliographies, and clear identification attributes and limitations as to these techniques.
 - ... for each examined technique, definitions, maturity status, data on leading scientists and organizations advantages and problems, software implementation, practical applications and 'pointers' to the problems to be addressed within the affordability science.
- Main Assumptions:
 - ... customer's concept of affordability
 - ... no more than 10 -15 areas and a certain period of time due to diversity and dynamism
- Results:
 - Comprehensive database of important modern mathematical techniques and their characteristics as applicable to affordability science.
 - Recommendations on use, limitations and desirable development of mathematical techniques with respect to affordability

Dr. Dimitri Mavris / Dr. Dan DeLaurentis
Georgia Institute of Technology
Atlanta, GA 30332-0150
www.asdl.gatech.edu

1999 ONR Grant Review - Aerospace Systems Design Laboratory (ASDL)



Research Motivation?

- Find elements that can serve as a formal foundation for affordability science
- Selected the areas of investigation so as to have a broad range of application domain to address a wide variety of problems.
- Organize this broad range into categories and identify their primary area of concern on a higher level.
- Map critical areas in affordability science which would benefit from additional methods to the categories of solution techniques.

This will yield

- ⇒ The areas/categories which are the most critical to the affordability science on a higher level
- ⇒ A better understanding and greater insight as to where each of these techniques stands and
- ⇒ How they can be used to have the greatest positive impact on affordability science, and science and society in general.

Dr. Dimitri Mavris / Dr. Dan DeLaurentis
Georgia Institute of Technology
Atlanta, GA 30332-0150
www.asdl.gatech.edu

1999 ONR Grant Review - Aerospace Systems Design Laboratory (ASDL)



Overview/Summary of Investigated Areas

<u>Method</u>	<u>Description</u>	<u>Applications</u>
Rough Sets	Uncertainty Management Upper and Lower Approximations	Uncertainty representation, knowledge analysis and analysis of conflicts, identification of data dependencies, Information-preserving data reduction
Artificial Neural Networks	Pattern Recognition and Function Approximation, Non-linear Regression	Approximate Reasoning, Pattern Recognition, Function Approximation, Time-Series Prediction
Genetic Algorithms	Genetics and Chromosome representation, Evolutionary Algorithms	Global Optimization, Applicable to discrete variables and parameters, Genetic Representation
Fuzzy Logic	Fuzzy vs. Crisp Uncertainty Representation Approximate Reasoning	Representation of incomplete, uncertain or partially true knowledge, Knowledge Management, Approximate Reasoning
Chaos Theory and Theory of Fractals	Dynamical Systems Fractal Structures	Dynamical Systems, Chaotic Behavior, Image Coding, Wavelets
Granulation and Aggregation	Granular Computation	Clustering, Approximate Classification, Optimization, Approximate Reasoning
Game Theory	Decisions players make in a well-defined game	Analysis of strategic concepts, Partial Prediction on partial knowledge, Decision Support
Ordinal Optimization	Ranking and Optimization Method	Optimization, Ranking, Selection of the 'best'
Semiotics	Signs similar to those used in natural languages	Analysis of language, Linguistic Concepts, Logic of Signs
Knowledge-Based Systems	Expert Systems, Knowledge- or Rulebase, Inference, Reasoning	Reasoning: Diagnostics, Certification, Design



1999 ONR Grant Review - Aerospace Systems Design Laboratory (ASDL)

Level of Application of a Method

- Ranks the techniques relative to each other between the two extremes
 - A may be more specifically tailored to an application or
 - A method encompasses fundamental and basic principles
- Compare only those on the same or a similar level of application
- Techniques on different or the same levels of application may build on each others principles or be integrated as hybrids
- Basic techniques with a low level of application are fundamental notions, they
 - generally require more work to be applied than those with high-level applications already specified and
 - can usually be applied to a much wider range of problems than high-level specific applications
- Techniques which evolve from a fundamental, basic stage to one or more high-level applications may all be known under the same name
- The Level of Application marks the first dimension in the classification scheme

Dr. Dimitri Mavris / Dr. Dan DeLaurentis
Georgia Institute of Technology
Atlanta, GA 30332-0150
www.asdl.gatech.edu



1999 ONR Grant Review - Aerospace Systems Design Laboratory (ASDL)

How broad is the range from theory to application?
A sample of techniques

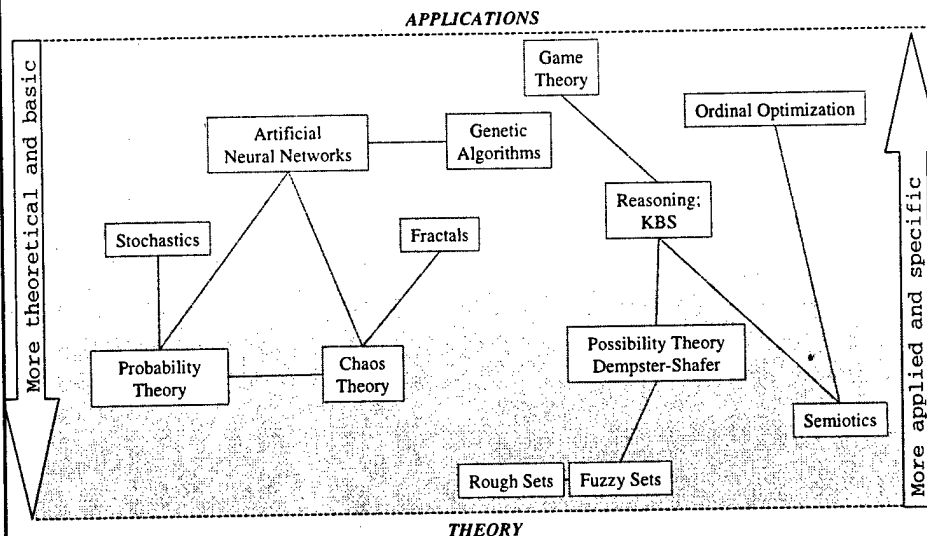
Method	Description	Application Level
• Artificial NN	Computational methods	procedure
• Chaos	Dynamical Systems	specific basic
• Fractals	Mathematical representation	specific basic
• Fuzzy Logic	Mathematical notion	basic
• Game Theory	Modeling Strategy Situations	application
• Genetic Algorithms	Discrete Optimization	application
• Aggregation/Granulation	Clustering and Optimization	basic, application
• Expert Systems	Reasoning	procedure
• Ordinal Optimization	Ranking Optimization	application
• Rough Sets	Mathematical notion	basic
• Semiotics	Signs and Language notion	basic

Dr. Dimitri Mavris / Dr. Dan DeLaurentis
Georgia Institute of Technology
Atlanta, GA 30332-0150
www.asdl.gatech.edu

1999 ONR Grant Review - Aerospace Systems Design Laboratory (ASDL)



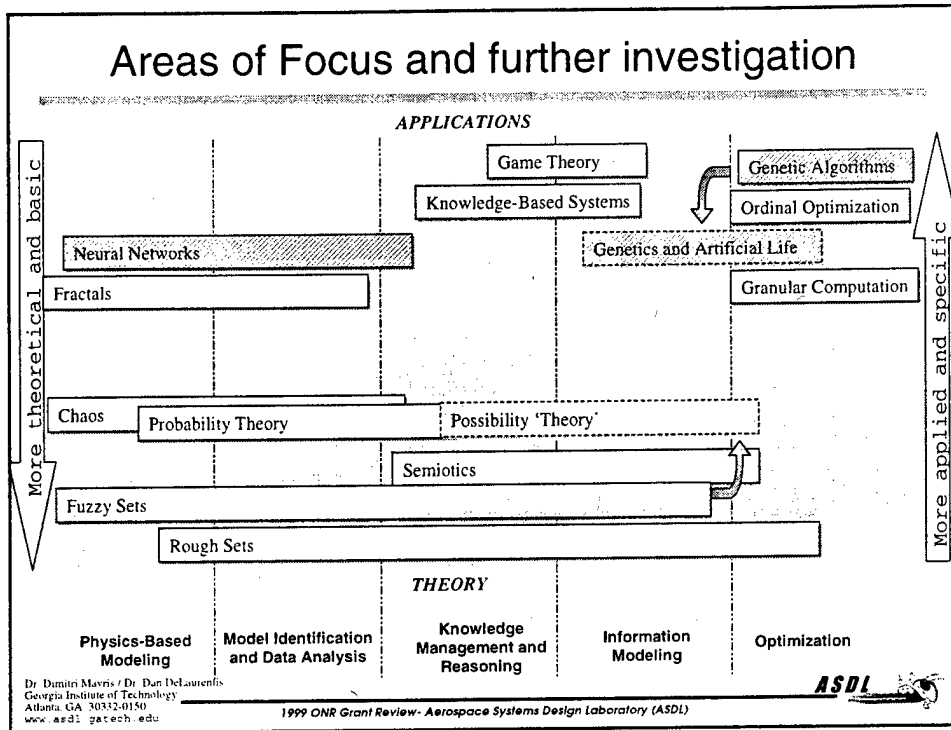
Where do these methods fit in?



Dr. Dimitri Mavris / Dr. Dan DeLaurentis
Georgia Institute of Technology
Atlanta, GA 30332-0150
www.asdl.gatech.edu

1999 ONR Grant Review - Aerospace Systems Design Laboratory (ASDL)





Screenshot of the Summary Web Pages:

http://www.asdl.gatech.edu/affordability/newmethods/

Affordability Measurement and Prediction Research and Development Program

Office of Naval Research

Advances in Soft Computing and Mathematical Sciences

This page provides a summary of the results which were found in the field of soft computing and mathematical sciences in view of their application to the methods which were investigated include:

- Fuzzy Logic
- Artificial Neural Networks
- Genetic Algorithms
- Theory of Rough Sets
- Knowledge-Based Systems
- Chaos Theory
- Theory of Fractals
- Game Theory
- Ordinal Optimization
- Semiotics

The pages contain a description and introductory summary of the background of each of the methods, some examples and applications, and links to other useful websites. These methods were found to be useful in the areas of:

- Neural Networks
- Fuzzy Logic
- Genetic Algorithms
- Ordinal Optimization
- Semiotics

Theory of Rough Sets

The notion of rough set has been investigated since the 70's and has been found useful in the regimes of knowledge acquisition and data mining. The theory was originated by Zdzislaw Pawlak in 1970's as a result of a long term program of fundamental research on logical properties of information systems, carried out by him and a group of logicians from Polish Academy of Sciences and the University of Warsaw, Poland. The methodology is concerned with the classificatory analysis of imprecise, uncertain or incomplete information or knowledge expressed in terms of data acquired from experience. The primary notions of the theory of rough sets are the approximation space and lower and upper approximations of a set. The approximation space is a classification of the domain of interest into disjoint categories. The classification formally represents our knowledge about the domain, i.e. the knowledge is understood here as an ability to characterize all classes of the classification, for example, in terms of features of objects belonging to the domain. Objects belonging to the same category are not


1999 ONR Grant Review - Aerospace Systems Design Laboratory (ASDL)

Dr. Dimitri Mavris / Dr. Dan DeLaurentis
Georgia Institute of Technology
Atlanta, GA 30332-0150
www.asdl.gatech.edu


Other Web Sites of Interest



Aerospace Systems Design Laboratory
www.asdl.gatech.edu



ASDL Affordability Research
www.asdl.gatech.edu/affordability



ASDL Architecture Research
www.asdl.gatech.edu/image

Dr. Dimitri Mavris / Dr. Dan DeLaurentis
Georgia Institute of Technology
Atlanta, GA 30332-0150
www.asdl.gatech.edu

1999 ONR Grant Review - Aerospace Systems Design Laboratory (ASDL)



Summary

- Database of methods and key characteristics
 - In electronic form, available on the web
 - Summary write-ups for each technique, addressing function, type of implementations and other summary information and characteristics
 - Reference Bibliography for each technique
- Method for classification of techniques according to 'dimensions', such as
 - Level of Application
 - Problem Domain in terms of decision making
 - Select Techniques to apply and give further consideration
- Application examples of:
 - Genetic Algorithms for Technology Impact Forecasting (high application level, optimization)
 - Artificial Neural Network for Metamodel-building (medium application level, function approximation)
 - Fuzzy Logic to Possibilistics for uncertainty management (basic, low application level with broad range)

Dr. Dimitri Mavris / Dr. Dan DeLaurentis
Georgia Institute of Technology
Atlanta, GA 30332-0150
www.asdl.gatech.edu

1999 ONR Grant Review - Aerospace Systems Design Laboratory (ASDL)



Section 4

Part C: Stochastic Methods Research

Dr. Dimitri Mavris / Dr. Dan DeLaurentis
Georgia Institute of Technology
Atlanta, GA 30332-0150
www.asdl.gatech.edu

1999 ONR Grant Review - Aerospace Systems Design Laboratory (ASDL)



Stochastic Methods Task Summary

Main Objective: To define the requirements and identify the specific tools for the transition from a probabilistic decision-making mechanism for Affordability to a stochastic environment.

Specific Tasks:

- Establish the need of a time-varying model (current shortcomings)
- Identify the needed elements of a proper stochastic approach including mathematical tools, decision-making models, etc,
- Recommend ways that the environment assists (not hinders) the making of rational decisions (resource allocations)

Dr. Dimitri Mavris / Dr. Dan DeLaurentis
Georgia Institute of Technology
Atlanta, GA 30332-0150
www.asdl.gatech.edu

1999 ONR Grant Review - Aerospace Systems Design Laboratory (ASDL)



Why Stochastics ?

- ◆ Technology readiness changes in time
- ◆ Fidelity Uncertainty changes in time
- ◆ Customer requirements change in time
- ◆ Fitness landscapes (i.e. objective function surfaces) change in time
- ◆ Operational environment changes in time
- ◆ Budget allocations change in time

..... **Bottom line:** Both deterministic and probabilistic variables involved in identifying and designing affordable systems evolve in time. Stochastic methods are needed.

Dr. Dimitri Mavris / Dr. Don DeLaurentis
Georgia Institute of Technology
Atlanta, GA 30332-0150
www.asdl.gatech.edu

1999 ONR Grant Review - Aerospace Systems Design Laboratory (ASDL)



Analogies: Common Applications of Time Series Prediction

- Weather forecasting
- Sales forecasting
- Economic forecasting (i.e., price)
- Stock market forecasting
- Manufacturing forecasting
- Prognostic of incoming failures
- etc.

Dr. Dimitri Mavris / Dr. Don DeLaurentis
Georgia Institute of Technology
Atlanta, GA 30332-0150
www.asdl.gatech.edu

1999 ONR Grant Review - Aerospace Systems Design Laboratory (ASDL)



Issue: Prediction of Stochastic Systems

What is time series prediction ?

- **Time series prediction** --> find the future values $\{x_{N+1}, x_{N+2}, \dots\}$ Given $\{x_1, x_2, \dots, x_N\}$, where x_t is the series value sampled at time t .
- (Takens, 1981) If the series is deterministic, there exists d, τ and $f(\cdot)$ such that for every $t > (d \cdot \tau)$

$$x_t = f(x_{t-\tau}, x_{t-2\tau}, x_{t-d\tau})$$

Unfortunately, there is no exact method to find d, τ and $f(\cdot)$ when the series is too small (less than 10^d samples for d and τ)

Dr. Dimitri Mavris / Dr. Dan DeLaurentis
Georgia Institute of Technology
Atlanta, GA 30332-0150
www.asdl.gatech.edu

1999 ONR Grant Review- Aerospace Systems Design Laboratory (ASDL)



Shortcomings: Current Prediction Methods

- There are major weaknesses with current time-series methods need to be overcome:
 - Generally only valid for very short term prediction (i.e. can only predict next steps x_{N+1}, x_{N+2})
 - Lack ability to incorporate *causality*, especially through reasoning/learning
- Studies under this grant focused on advanced time-series prediction methods. In particular, a neural-network model is under development for the prediction of airline load factor and fuel price based on historical data and cause/effect relationships

Dr. Dimitri Mavris / Dr. Dan DeLaurentis
Georgia Institute of Technology
Atlanta, GA 30332-0150
www.asdl.gatech.edu

1999 ONR Grant Review- Aerospace Systems Design Laboratory (ASDL)



The Classical Approach

Many time series can be modeled by two simple models

- Autoregressive (AR)

$$Z_t = \phi_0 + \phi_1 Z_{t-1} + \phi_2 Z_{t-2} + \dots + a_t$$

- Moving average (MA)

$$Z_t = \phi_0 + \theta_1 a_{t-1} + \theta_2 a_{t-2} + \dots + a_t$$

- Combination of two models (ARMA)

$$Z_t = \phi_0 + \phi_1 Z_{t-1} + \phi_2 Z_{t-2} + \dots + \theta_1 a_{t-1} + \theta_2 a_{t-2} + \dots + a_t$$

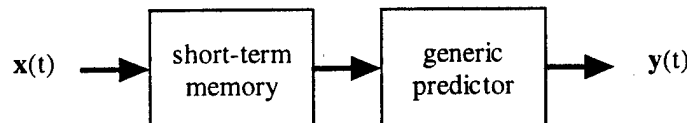
Dr. Dimitri Mavris / Dr. Dan DeLaurentis
Georgia Institute of Technology
Atlanta, GA 30332-0150
www.asdl.gatech.edu

1999 ONR Grant Review - Aerospace Systems Design Laboratory (ASDL)



Neural Network Approach

- (Hornik 1989) showed that neural networks can be used as universal function approximators.
- For time series prediction problems, let's assume we know d , τ and want to find $f(\cdot)$ using neural networks.
- For *nonstationary* time series prediction, the network must have *memory* that holds the past events and an associator that used the memory to predict

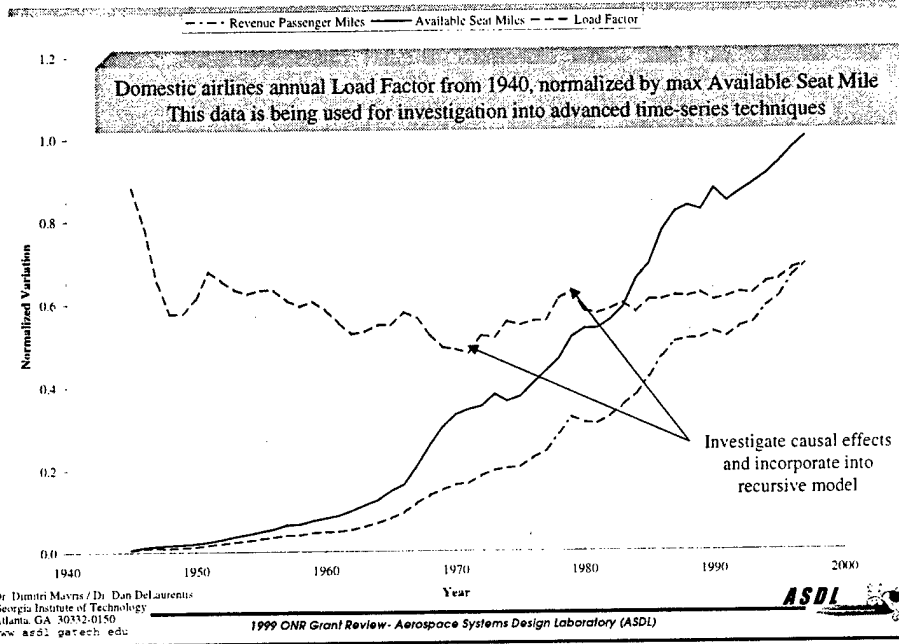


Dr. Dimitri Mavris / Dr. Dan DeLaurentis
Georgia Institute of Technology
Atlanta, GA 30332-0150
www.asdl.gatech.edu

1999 ONR Grant Review - Aerospace Systems Design Laboratory (ASDL)

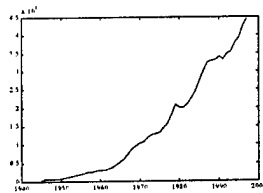


Data Example



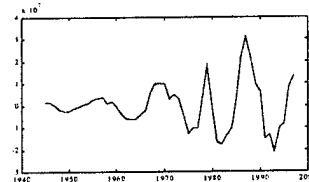
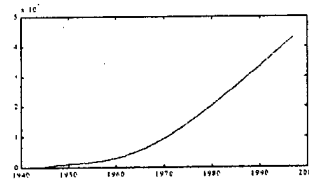
Prediction of Revenue Passenger Miles

Feed-forward neural network results:



Historical data

Trend



Oscillating detail

Observation: Trend is exponential, but oscillation is increasing in amplitude, perhaps a sign of the rapid pace of change in the emerging globalization of markets/societies

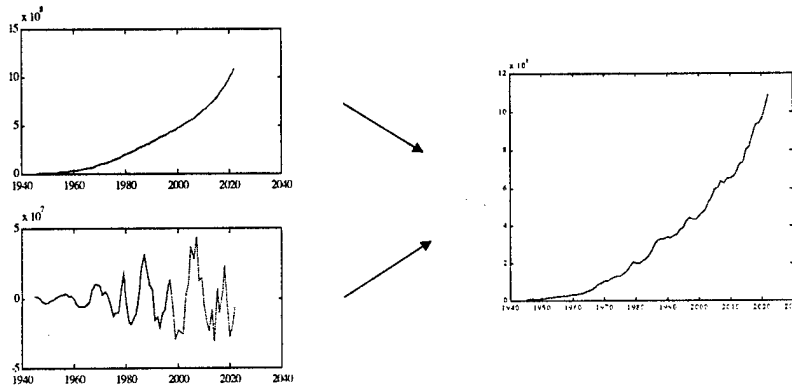
Dr. Dumitru Mavris / Dr. Dan Delaurentis
Georgia Institute of Technology
Atlanta, GA 30332-0150
www.asdl.gatech.edu

1999 ONR Grant Review - Aerospace Systems Design Laboratory (ASDL)



RPM Prediction (cont.)

Feed-forward neural network results:
Trend can be captured, but without causal factors, oscillation
for short term prediction is impossible



Dr. Dimitri Mavris / Dr. Dan DeLaurentis
Georgia Institute of Technology
Atlanta, GA 30332-0150
www.asdl.gatech.edu

1999 ONR Grant Review - Aerospace Systems Design Laboratory (ASDL)



Representation of Stochastic Processes

Motivation

- Information must be readily available at all times during decision-making processes
- Information is stochastic and highly dynamic
- Information must be easily transformed into knowledge
- Information is distributed and very large amounts exist

Research

- Study methods for representing stochastic processes in the context of decision-making

Findings

- Evolutionary modeling techniques exist
- Difficulty in identifying axis of change; area for future research
- Results from ONR base research plays a key role in the structure of the information model

Dr. Dimitri Mavris / Dr. Dan DeLaurentis
Georgia Institute of Technology
Atlanta, GA 30332-0150
www.asdl.gatech.edu

1999 ONR Grant Review - Aerospace Systems Design Laboratory (ASDL)



Definitions in the Context of this Research

- **Information**
A collection of data describing products and processes.
- **Knowledge**
Information in context.
- **Transaction**
A valid action that has occurred.
- **Event**
A transaction that happens at a specified time.

Dr. Dimitri Mavris / Dr. Dan DeLaurentis
Georgia Institute of Technology
Atlanta, GA 30332-0150
www.asdl.gatech.edu

1999 ONR Grant Review - Aerospace Systems Design Laboratory (ASDL)



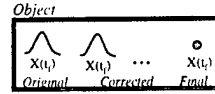
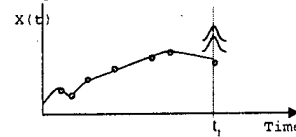

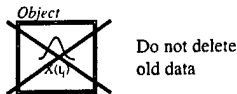
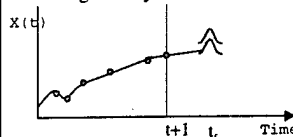
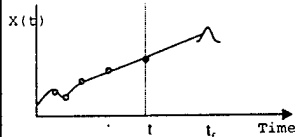
Evolutionary Data Structures

- **Current database technologies using linked-lists can be used to store forecasting information.**

Distributions can be stored in objects and keyed to time

Linked list structures can be used to store information as it evolves over time. This is needed so that decision-making history can be stored.

Object must be able to store both stochastic history and discrete event as well as return appropriate result when queried.



Dr. Dimitri Mavris / Dr. Dan DeLaurentis
Georgia Institute of Technology
Atlanta, GA 30332-0150
www.asdl.gatech.edu

1999 ONR Grant Review - Aerospace Systems Design Laboratory (ASDL)

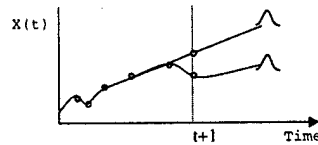


Additional Forecasting Scenarios

- The following scenarios are expected in forecasting. They are more difficult to map and manage as data structures and require further investigation.

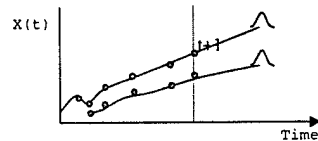
Branching - (Subject of Current Research)

Decision path separation because of budget constraints, shift in requirements, and technological impacts



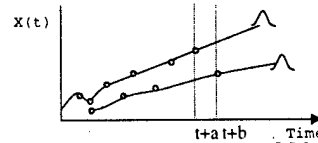
Parallelism

Multiple decision paths can occur during technology trades, bidding, and multi-purpose designs



(A)Synchronization

Decision paths may not be synchronized as tasks are delegated to different groups and technologies are evaluated as they matures
Decision paths may be done independently



Dr. Dimitri Mavris / Dr. Dan DeLaurentis
Georgia Institute of Technology
Atlanta, GA 30332-0150
www.asdl.gatech.edu

1999 ONR Grant Review - Aerospace Systems Design Laboratory (ASDL)



Formulation of a Stochastic Object Framework

- Preliminary Findings**
 - Advantages
 - Permit storage of both stochastic and deterministic information
 - Sound temporal framework exists for managing information
 - Disadvantages
 - Assumes time is the axis of change
 - Complex decision making paths difficult to implement and manage
- Characteristics of a Stochastic Object Framework**
 - Transaction-Based
 - Allows for non-temporal considerations to affect events; Situation Calculus is necessary for modeling transactions and their relationship to time
 - Multiple axes of change can be modeled
 - Evolutionary
 - Permit storage of deterministic and stochastic information in same structure
 - Permits growth from a data set with few sparse points to a fully populated legacy data history

Dr. Dimitri Mavris / Dr. Dan DeLaurentis
Georgia Institute of Technology
Atlanta, GA 30332-0150
www.asdl.gatech.edu

1999 ONR Grant Review - Aerospace Systems Design Laboratory (ASDL)



More on the Axis of Change

- During the course of the preliminary research, the time axis presented difficulty when time was used as a key for tracking decision making actions. Time is important for forecasting but may not be relevant for:

- Predictions
- Comparisons
- Forecasting across multiple domains
- Other decision-making processes

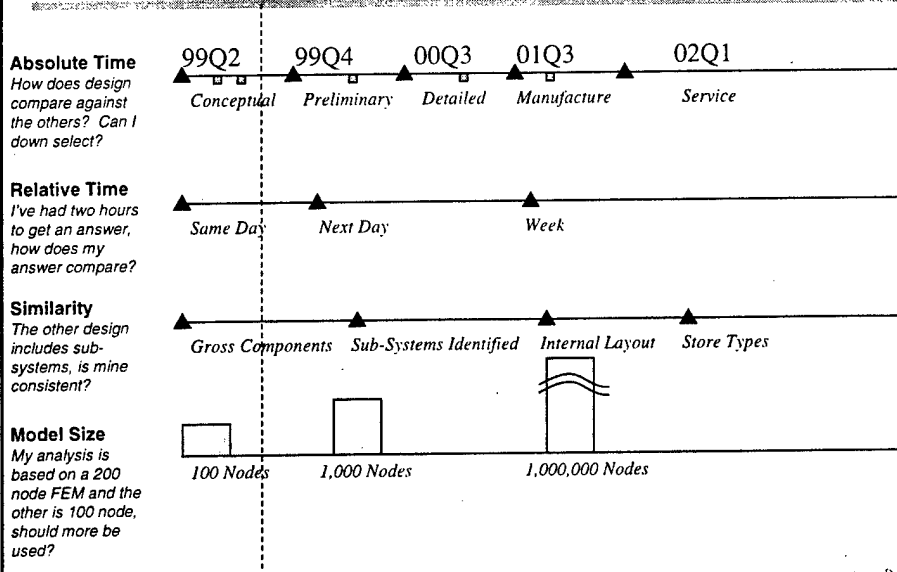
- More research needs to be done on quantifying other axes of change.

Dr. Dimitri Mavris / Dr. Dan DeLaurentis
Georgia Institute of Technology
Atlanta, GA 30332-0150
www.asdl.gatech.edu

1999 ONR Grant Review- Aerospace Systems Design Laboratory (ASDL)



Some "Axes of Change" within an Enterprise



Dr. Dimitri Mavris / Dr. Dan DeLaurentis
Georgia Institute of Technology
Atlanta, GA 30332-0150
www.asdl.gatech.edu

1999 ONR Grant Review- Aerospace Systems Design Laboratory (ASDL)



Summary of Issues

- Tied to Stochastic Modeling
 - Can temporal methods be extrapolated to other axes? How are decisions impacted?
 - Which axis of change is needed for a particular decision type or class?
 - How can decisions be mapped against the axes? How can the axes be mapped against each other?
- Other Issues
 - Investigation into information quantity and quality. How much data is needed? When is extrapolation acceptable?
 - Identify situations where real-time and near real-time information storage are applicable.

Dr. Dimitri Mavris / Dr. Dan DeLaurentis
Georgia Institute of Technology
Atlanta, GA 30332-0150
www.asdl.gatech.edu

1999 ONR Grant Review - Aerospace Systems Design Laboratory (ASDL)



Section 4

Part D: Decision Tree Networks Research

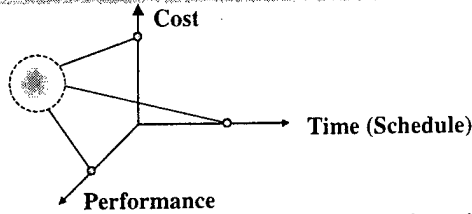
Dr. Dimitri Mavris / Dr. Dan DeLaurentis
Georgia Institute of Technology
Atlanta, GA 30332-0150
www.asdl.gatech.edu

1999 ONR Grant Review - Aerospace Systems Design Laboratory (ASDL)



Stochastic Decision Trees: Motivation

Uncertain system state (fuzzy, stochastic, non-linear, ...)



The dynamics of the future "project (venture) - external environment" system is complex and uncertain. In affordability studies, three classes of metrics are to be taken into account simultaneously: time, cost, and performance.

The following types of relationships are characteristic to the system: $T_i = f(T_j, C_k, P_l)$, $C_i = f(T_j, C_k, P_l)$, and $P_i = f(T_j, C_k, P_l)$, where T_i is time, C_k is cost, and P_l is performance of activities (processes) and events (milestones), which constitute the system structure.

This Tri-Variate (Time - Cost - Performance, or T/C/P) Affordability Problem needs the metrics on all three axes to be quantified intelligently. The objective of the decision maker is to search for potentially optimal and critical alternatives and paths in the system dynamics.



Adequate analytical methods are required to derive and examine these relationships in affordability studies

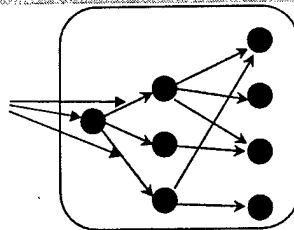
Dr. Dimitri Mavris / Dr. Dan DeLaurentis
Georgia Institute of Technology
Atlanta, GA 30332-0150
www.asdl.gatech.edu

1999 ONR Grant Review - Aerospace Systems Design Laboratory (ASDL)



Task Connectivity

TIES Method Output



Fuzzy-Stochastic Decision Tree-Network

TIES Analysis

- * Technology Impact Forecast Equations
- * Technology Confidence Estimates (TRLs)
- * Feasibility/Viability Estimates



The TIES method generates input information for the tree network in form of specifications of activities (processes) and events (milestones)

VERT-3F Fuzzy Stochastic Modeling Method

- * Information mapping and integration
- * Simulation of system's life cycle logic, constraints and objectives (failure and success conditions) using time, cost and performance metrics and their relationships



Fuzzy-stochastic tree-network models simulate the "project-environment" life cycle dynamics under uncertainty

Dr. Dimitri Mavris / Dr. Dan DeLaurentis
Georgia Institute of Technology
Atlanta, GA 30332-0150
www.asdl.gatech.edu

1999 ONR Grant Review - Aerospace Systems Design Laboratory (ASDL)



Project Details (Case Study)

Project's life cycle phases (network models)

P1 (N1): new technologies RDT&E phase
P2 (N2): vehicle design phase
P3 (N3): test article production, T&E, and certification phase
P4 (N4): vehicle production, operation & retirement phase

New technologies (T1, ..., T4)

T1: High-temperature composite wing - to reduce weight and improve temperature tolerance
T2: Circulation control - to improve the vehicle's takeoff and landing performance
T3: Hybrid laminar flow control - to reduce high-speed flight drag
T4: Advanced engine concept - to reduce engine's s.f.c., and noise and emissions levels

New technologies performance metrics

1. T1 - High-temperature composite wing:
Y11: Wing weight reduction, %
Y12: Surface work temperature increase, °K
2. T2 - Circulation control:
Y21: Lift-over-drag force increment, %
Y22: Thrust losses, %
3. T3 - Hybrid laminar flow control:
Y31: Supersonic drag coefficient reduction, %
Y32: Subsonic drag coefficient reduction, %
4. T4 - Advanced engine concept:
Y41: Specific fuel consumption reduction, %
Y42: Fly-over noise reduction, EPNdB
Y43: Side-line noise reduction, EPNdB

System alternatives (V0, ..., V14)

V0 (baseline) = none of technologies is used
V1 = T1
V2 = T2
V3 = T3
V4 = T4
V5 = T1 + T2
V6 = T1 + T3
V7 = T1 + T4
V8 = T2 + T3
V9 = T2 + T4
V10 = T3 + T4
V11 = T1 + T2 + T3
V12 = T1 + T2 + T4
V13 = T2 + T3 + T4
V14 = T1 + T2 + T3 + T4

System level metrics

1. Flight performance metrics group (M1, ..., M4):

M1: Landing Approach Speed	V_{LA}	≤ 155	fts
M2: Landing Field Length	LFL	$\leq 11,000$	ft
M3: Takeoff Field Length	TOFL	$\leq 11,000$	ft
M4: Takeoff Gross Weight	TOGW	$\leq 1,000,000$	lbs

2. Environmental performance metrics group (M5, M6):

M5: Fly-Over Noise (Stage III)	FON	≤ 106	EPNdB
M6: Side-Line Noise (Stage III)	SLN	≤ 103	EPNdB

3. Economic performance metrics group (M7, ..., M10):

M7: Aircraft Acquisition Price	Acq\$	Minimize	FY98SM
M8: Required Yield per RPM	\$/RPM	$\leq \$0.13$ (*)	FY98SM
M9: Direct Operating Cost Per Trip	DOC/T	Minimize	FY98SM
M10: R&D, T&E Costs	RDTEC	Minimize	FY98SM

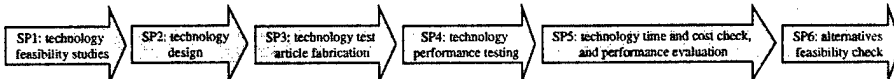
D
G
A

www.asdl.gatech.edu

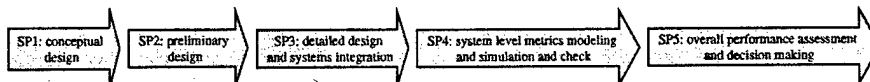
1999 ONR Grant Review: Aerospace Systems Design Laboratory (ASDL)

Vehicle's Life-Cycle Tree-Network Models

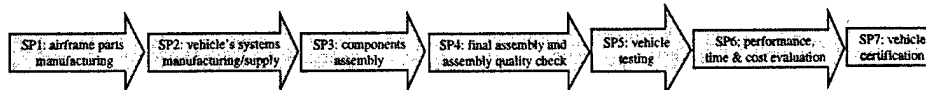
N1: New Technologies Research Development, Testing & Evaluation (RDT&E) Phase




N2: Vehicle Design Phase



N3: Test Article Production, Testing, Evaluation and Certification (PTE&C) Phase



N4: Vehicle Production, Operation & Retirement Phase



Dr. Dimitris Mavris / Dr. Dan DeLaurentis
 Georgia Institute of Technology
 Atlanta, GA 30332-0150
 www.asdl.gatech.edu

1999 ONR Grant Review: Aerospace Systems Design Laboratory (ASDL)



VERT-3 Modeling and Simulation Process

Step 1. Decision situation formalization

Define the problem, define success and failure conditions and decision criteria, establish the alternatives to solve the problem

Step 2. Flow network specification

Formulate the model, specify main activities and events of the "venture - external environment" system dynamics

Step 3. Input data collection

Collect the data on main activities and events, represent the data in the form of probability distributions, histograms, and/or mathematical relationships

Step 4. Tree-network programming

Translate the tree-network model into VERT input system, program and debug the model

Step 5. Network verification and validation

Verify and validate the model, conduct sensitivity ("what-if") analysis

Step 6. Network simulation and results analysis

Design the simulation experiments, conduct the experiments, process, and analyze results

Step 7. Alternatives selection

Compare alternatives, identify the worst and the best outcomes (critical/optimum paths)

Step 8. Results generalization and communication

Present the final study to the decision maker in a concise format, make recommendations regarding those activities and milestones and their parameters, which are time, cost and performance drivers on both critical and winning paths; estimate project's overall risk and success under key uncertainty hypotheses (scenarios)

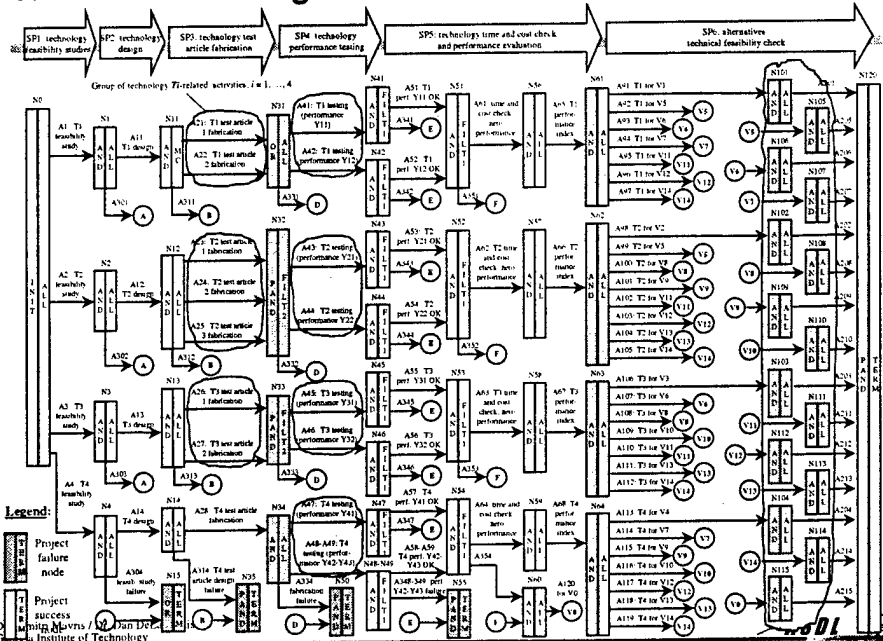
Iterations are possible

Dr. Dimitri Mavris / Dr. Dan DeLaurentis
Georgia Institute of Technology
Atlanta, GA 30332-0150
www.asdl.gatech.edu

1999 ONR Grant Review - Aerospace Systems Design Laboratory (ASDL)



N1: New Technologies RDT&E Phase Network (Version 2)



1999 ONR Grant Review - Aerospace Systems Design Laboratory (ASDL)

Dr. Dimitri Mavris / Dr. Dan DeLaurentis
Georgia Institute of Technology
Atlanta, GA 30332-0150
www.asdl.gatech.edu



Section 5

- 1. Introduction and Research Setting/Summary**
- 2. Overall Technical Approach for Affordable Systems Design**
- 3. Methods Implementation and Testbed Applications**
- 4. Key Advancements in Method Components**
- 5. Conclusions/Summary**

Dr. Dimitri Mavris / Dr. Dan DeLaurentis
Georgia Institute of Technology
Atlanta, GA 30332-0150
www.asdl.gatech.edu

1999 ONR Grant Review - Aerospace Systems Design Laboratory (ASDL)



Summary of Year 2 Results

1. Significant enhancements to the TIES affordability environment est. in Year 1
 - ◆ *Pilot Studies: Environment prototype for Navy's F-18C, NASA's HSCT, a notional 150 pax transport, and a short-haul civil tiltrotor*
 - ◆ *JPDM incorporation and validation; n-variate math model constructed*
 - ◆ *Genetic Algorithm for technology combinatorial selection problems*
 - ◆ *Fuzzy Decision tree constructed to treat stochastic affordable technology selection problem, an evolution of TIES to include schedule/cost as well as performance*
2. Completion of the investigative research into mathematical and soft computing techniques and stochastics, resulting in:
 - ◆ *Web-based database of advanced math and soft computing techniques relevant to affordability measurement and prediction, including current investigators, computer codes, and transition status*
 - ◆ *Several implementations of methods (Fuzzy sets, GA's, Neural Networks)*
 - ◆ *Roadmap towards stochastic methods established, research goals prioritized*
3. A powerful mathematical tool to examine the simultaneous impact of vehicle requirements & technologies has been created and initially tested on a F/A-18C case, including carrier suitability constraints.
4. Methods have been integrated in Graduate level curriculum

Dr. Dimitri Mavris / Dr. Dan DeLaurentis
Georgia Institute of Technology
Atlanta, GA 30332-0150
www.asdl.gatech.edu

1999 ONR Grant Review - Aerospace Systems Design Laboratory (ASDL)



Key Research Innovations

- Recognizing the need for a physics-based, quantitative link between affordability metrics, uncertainty, and technology infusion, the use of disciplinary metric k-factors was a breakthrough in facilitating affordability decision-making
- Recognizing the need for a rapid, accurate assessment of system feasibility and viability, the "5-Step Feasibility/Viability" process, including TIES, was an important breakthrough
- A mathematical environment collecting requirements, design variables, and technologies for simultaneous examination during concept formulation
- Recognizing the need for a probabilistic measure that did not have the shortcomings of traditional arithmetic composite objectives, the JPDM was an important breakthrough
- Finally, the TIES environment was a "integration breakthrough" which incorporates many of the other breakthroughs

Dr. Dimitri Mavris / Dr. Dan DeLaurentis
Georgia Institute of Technology
Atlanta, GA 30332-0150
www.asdl.gatech.edu

1999 ONR Grant Review - Aerospace Systems Design Laboratory (ASDL)



ASDL Gov't/Industry Technology Transfer ('97-'01)

ONR Code 36
Basic Research in Affordability Science

(Ongoing and planned)

Gov't/Industry

NAVAIR-Pax River
NAVSEA-China Lake
NUWC
STTR
STTR
Lockheed Martin (Ft Worth)

Boeing (St. Louis)/DARPA
Boeing (Long Beach)
NASA Langley SAB

Air Force Research Laboratory
ONR/Boeing/Lockheed
Rolls-Royce Allison
General Electric Aircraft Engines

Collaboration/Technology Transfer

- Mngt. Briefed; Validation study with F-18 or JPATS
- Strong interest in ASDL methods for hypersonic missile
- ASDL methods for torpedo validation and design app.
- Affordability for Surface Combatants
- Simulation-Based Acquisition, Affordability Science
- UCAV Technology Impact Forecast (TIF)
- Manufacturing (JSF)
- Application to Study of Synthetic Jet Tech.
- *MUST* Cost Initiative for C-17
- HSCT TIF, Subsonic Transport TIF
- Goal-Based Outcome Study
- UCAV TIF
- Composite Affordability Initiative
- T-406/V-22 TIF
- Robust Design Simulation Applications

Georgia Institute of Technology
Atlanta, GA 30332-0150
www.asdl.gatech.edu

1999 ONR Grant Review - Aerospace Systems Design Laboratory (ASDL)

Grant Publications Update (June 98 through Oct. '99)

Journal Articles submitted and accepted:

1. Mavris, D.N., DeLaurentis, D.A., Bandte, O., Hale, M.A., "The Role of AI in a New Virtual Aircraft Design Environment," accepted and to be published in special issue of *Engineering Applications of Artificial Intelligence (EAAI)*, estimated publication in early 2000.

Conference Papers presented and in process of submittal to Journals in '99:

1. Mavris, D.N., DeLaurentis, D.A., "A Stochastic Design Approach for Aircraft Affordability," 21st Congress of the International Council on the Aeronautical Sciences (ICAS), Melbourne, Australia, September 1998. ICAS-98-6.1.3. (intended for *AIAA Journal of Aircraft*)

2. Bandte, O., Mavris, D.N., DeLaurentis, D.A., "Determination of System Feasibility and Viability Employing a Joint Probabilistic Formulation", 37th Aerospace Sciences Meeting & Exhibit, Reno, NV, January 11-14, 1999. AIAA 99-0183. (intended for *AIAA Journal of Aircraft*)

3. Mavris, D.N., Kirby, M., Qiu, S., "Technology Impact Forecast for a High Speed civil Transport," AIAA/SAE World Aviation Congress and Exposition, Anaheim, CA, September 28-30, 1998. AIAA-98-5547. (intended for ... TBD)

4. Daberkow, D.D., Mavris, D.N., "New Approaches to Conceptual and Preliminary Aircraft Design: A Comparative Assessment of a Neural Network Formulation and a Response Surface Methodology", World Aviation Congress and Exposition, Anaheim, CA, September 28-30, 1998. SAE-985509. (intended for ... TBD)

5. Mavris, D.N., Kirby, M., "Technology identification, Evaluation, and Selection for Commercial transport Aircraft," for presentation at 58th annual conference of Society of Allied Weight Engineers, May 1999.

To be presented:

1. Mavris, D.N., Daberkow, D.D., "Knowledge Representation, Utilization and Reasoning in the Conceptual Aircraft Design Process." Abstract submitted to the World Aviation Congress, San Francisco, CA, Oct. 19-21, 1999.

2. Mavris, D.N., Kirby, M.R., Daberkow, D.D., "Technology Evaluation and Selection via a Genetic Algorithm Formulation for Aerospace Systems." Abstract submitted to the World Aviation Congress, San Francisco, CA, Oct. 19-21, 1999.

Dr. Dimitri Mavris / Dr. Dan DeLaurentis
Georgia Institute of Technology
Atlanta, GA 30332-0150
www.asdl.gatech.edu

1999 ONR Grant Review - Aerospace Systems Design Laboratory (ASDL)



ONR Grant: ASDL Ph.D. Student/Staff Support

Number of Ph.D. Students Supported: 8

Ms. Debora Daberkow (ASDL)	Mr. Oliver Bandte (ASDL)
Ms. Danielle Soban (ASDL)	Mr. Andy Baker (ASDL)
Ms. Elena Garcia (ASDL)	Ms. Linda Wang (ASDL)
Ms. Shobana Murali (Math)	Mr. Noppadon Khiripet (EE)

Number of Masters Students Supported: 8

Multidisciplinary Professional Team: 8

Dr. Dimitri Mavris (AE)	Dr. Daniel DeLaurentis (AE)
Dr. Dan Schrage (AE)	Dr. Mark Hale (AE)
Dr. Leonid Bunimovich (Math)	Dr. George Vachtsevanos (EE)
Dr. Jimmy Tai (AE)	Dr. Ivan Burdun (AE)

+ Over 40 students exposed to methods in graduate design curriculum

Dr. Dimitri Mavris / Dr. Dan DeLaurentis
Georgia Institute of Technology
Atlanta, GA 30332-0150
www.asdl.gatech.edu

1999 ONR Grant Review - Aerospace Systems Design Laboratory (ASDL)



Some Future Plans

Stochastic Affordability Prediction; Decision Making

Continued Development of TIES

Validation Studies (Collaboration with Navy Centers)

Application of methods to new systems for Navy

Evolutionary technology, system fitness, resource allocation

Mathematical Modeling/Solution for Military A/C Requirements

Technology Landscapes

Genetics, Complexity and Artificial Intelligence

Develop methods for revolutionary technological change

Dr. Dimitri Mavris / Dr. Dan DeLaurentis
Georgia Institute of Technology
Atlanta, GA 30332-0150
www.asdl.gatech.edu

1999 ONR Grant Review - Aerospace Systems Design Laboratory (ASDL)

