

**United States Military Academy
West Point, New York 10096**

DISTRIBUTION STATEMENT A
Approved for Public Release
Distribution Unlimited

Installation Status Report Part II - Environment

**OPERATIONS RESEARCH CENTER
TECHNICAL REPORT 93-1-4**

**Major Robert J Plummer
Colonel James Kays**

January 1996

19990325 061

The Operations Research Center is supported by the Assistant Secretary of the Army for Financial Management and Comptroller

DTIC QUALITY INSPECTED 1

REPORT DOCUMENTATION PAGE

Form Approved
OMB No. 0704-0188

Public reporting burden for this collection of information is estimated to average 1 hour per response, including the time for reviewing instructions, searching existing data sources, gathering and maintaining the data needed, and completing and reviewing the collection of information. Send comments regarding this burden estimate or any other aspect of this collection of information, including suggestions for reducing this burden, to Washington Headquarters Services, Directorate for Information Operations and Reports, 1215 Jefferson Davis Highway, Suite 1204, Arlington, VA 22202-4302, and to the Office of Management and Budget, Paperwork Reduction Project (0704-0188), Washington, DC 20503.

1. AGENCY USE ONLY <i>(Leave blank)</i>		2. REPORT DATE January 1996	3. REPORT TYPE AND DATES COVERED Technical Report	
4. TITLE AND SUBTITLE Installation Status Report Part II - Enviroment			5. FUNDING NUMBERS	
6. AUTHOR(S) MAJ Robert Plummer COL James Kays				
7. PERFORMING ORGANIZATION NAME(S) AND ADDRESS(ES) USMA Operations Research Center West Point, New York 10996			8. PERFORMING ORGANIZATION REPORT NUMBER	
9. SPONSORING / MONITORING AGENCY NAME(S) AND ADDRESS(ES)			10. SPONSORING / MONITORING AGENCY REPORT NUMBER 93-1-4	
11. SUPPLEMENTARY NOTES				
12a. DISTRIBUTION / AVAILABILITY STATEMENT Distribution Statement A. Approved for public Release; distribution unlimited.			12b. DISTRIBUTION CODE	
13. ABSTRACT <i>(Maximum 200 words)</i> This after action report is the fourth in a series on the Installation Status Report. The purpose of the ISR Part II is to provide a macro-level status of environmental conditions on installations evaluated against Army wide set of standards. The ODEP in the ACSIM, in conjunction with the AEC, developed the initial set of standards based upon the ECAS. These standards were reviewed by the MACOM and installations involved in the test of the ISR.				
14. SUBJECT TERMS Installation Status Report			15. NUMBER OF PAGES 111	
			16. PRICE CODE	
17. SECURITY CLASSIFICATION OF REPORT UNCLASSIFIED	18. SECURITY CLASSIFICATION OF THIS PAGE UNCLASSIFIED	19. SECURITY CLASSIFICATION OF ABSTRACT UNCLASSIFIED	20. LIMITATION OF ABSTRACT	

TABLE OF CONTENTS

I.	BACKGROUND	6
	A. Purpose.....	6
	B. Background.....	6
	C. Background Conclusions.....	8
II.	MINI-FIELD TEST.....	10
	A. General.....	10
	B. Mini-Field Test Results.....	10
III.	FULL FIELD TEST.....	12
	A. Analysis of Full Field Test Data.....	12
	(1) Process.....	13
	(2) Algorithm for Computing the C-ratings.....	14
	(3) Instructions.....	14
	(4) Standards.....	16
	(5) Software.....	17
	(6) Funding Reports.....	21
	(7) Workload.....	24
	B. Other Issues.....	25
VI.	ISR VALUE ADDED ANALYSIS.....	27
	A. General.....	27
	B. Summary of Value Added Analysis.....	27
VII.	Recommendations to the Army Leadership and Results of ISR Implementation Decision Briefings.....	28
	A. General.....	28
	B. Summary of Briefing Results.....	28
	(1) HQDA Executive Steering Committee (ESC) Briefing.....	28
	(2) HQDA Program Budget Committee (PBC) Briefing.....	29
	(3) Select Committee (SELCOM) Briefing.....	29
	(4) Decision Briefing to the CSA.....	30

APPENDIX A	MINI-FIELD TEST.....	31
	Analysis Of Mini-Field Test Results.....	33
	(1) Algorithms.....	33
	(2) Workload.....	34
	(3) Standards Revision.....	34
	(4) Software.....	34
	(5) Value Added.....	35
APPENDIX B	FULL FIELD TEST DATA.....	37
APPENDIX C	SURVEY RESULTS.....	100
APPENDIX D	LIST OF ISR POCs.....	108
APPENDIX E	SCHEDULE 11.....	111

TABLE OF FIGURES

Table 1	Major ISR Part II (Environment) Events.....	9
Table 2	Full Field Test Sites.....	12
Table 3	Workload.....	24
Table 4	Results of Mini-Test.....	32
Table 5	Balanced Matrix.....	33
Table 6	Workload Figures.....	34

PREFACE

The United States Military Academy's Operations Research Center (ORCEN) provides a small, full-time analytical capability to both the United States Army and the Academy. At any point in time, it typically employs about five full-time Army analysts as well as about a half dozen Systems Engineering Department military and civilian faculty, together with students of the Military Academy who are working on a part-time basis on ORCEN projects. The ORCEN is co-located with the Department of Systems Engineering on the 4th floor of Mahan Hall, West Point, NY and is sponsored by the Assistant Secretary of the Army (Financial Management). Fully staffed and funded since Academic Year 1990-1991, the ORCEN has made significant contributions to the Army's analytical efforts.

This report would not have been possible without the tremendous effort of numerous people. The Army is especially indebted to the many installation environmental coordinators who gave their time and energy to this worthwhile effort. The success of this project is also a direct result of the work done by numerous people at AEC. Any credit belongs to them.

I. Background and Expanded Test Information

This after action report is the fourth in a series on the Installation Status Report. It follows After Action Reports by Maj. Dave Frye (1992), Maj. William Harmon (1993), and Maj. Tim Trainor (1994).

This After Action Report refers to the "matrix" team. This team was comprised of members of the OASA-FM, ORCEN, AEC, ACSIM, DCOSOPS, DCSLOG and ODEP. These members worked together in an organization that cut across functional boundaries which allowed the ISR to develop in a uniquely complementary fashion.

A. Purpose

The purpose of the ISR Part II (Environment) is to provide a macro-level status of environmental conditions on installations evaluated against an Army-wide set of standards. The Office of the Director of Environmental Programs (ODEP) in the ACSIM, in conjunction with the Army Environmental Center (AEC), developed the initial set of standards based upon the Environmental Compliance and Assessment System (ECAS). These standards were reviewed by the MACOMs and installations involved in the test of the ISR.

B. Background

The Installation Status Report (ISR) was originally conceived as a means of reporting the status of installation *infrastructure* such as the real property, roads, and power lines. However as this report was being developed, the Army leadership realized

that other aspects of an installation, such as the environment and services, needed to be included. This led to an *Installation* Status Report that is comprised of three parts: Part I (Infrastructure), Part II (Environment), and Part III (Services).

The timeline for the fielding of the three parts is as follows:

Part I (Infrastructure)	Fielded in January 1995
Part II (Environment)	Will field in January 1996
Part III (Services)	Under development

The focus of this After Action Report is Part II (Environment). The ISR Part II (Environment) has undergone four tests in the field. The first test was the expanded field test in February - April 1994. This was followed by a second expanded test in May of 1994. After a number of revisions, the ISR team conducted the mini-field test (January - February 1995) and then the full field test from 20 March - 28 April 95.

The results of the ISR Part I (Infrastructure) test were briefed to the Army leadership in the first quarter of Fiscal Year 1994. These briefings caused the Chief of Staff of the Army (CSA) to direct an expanded field test of Part I (Infrastructure) and Part II (Environment), on 4 November 1993. The expanded test was named as such since it included both Parts I and II of the ISR. This expanded test was conducted from 15 February until 30 April 1994. The test involved seven MACOMs and 25 installations.

After the first expanded test (February 1994), the participants provided the following feedback for the ISR Part II (Environment):

1. The standards and evaluation criteria did not present an accurate picture of the environmental conditions and programs on an installation.
2. The standards focused on assessing program management issues too much, rather than on the status of environmental conditions.

3. The evaluation criteria and C-rating measures did not account for ongoing program improvements that will correct environmental problems.
4. The evaluation of an installation's environmental funding status was not consistent with the Army's RCS 1383 environmental funding program.
5. The evaluation should have used existing environmental assessment results such as ECAS and the Army's Compliance Tracking System (ACTS).

This feedback prompted a revision of the ISR Part II (Environment) standards and costing reports. The OASA(FM) and ACSIM jointly sponsored a Part II (Environment) standards workshop in May 1994 at the Army Environmental Center (AEC). Representatives from seven of the test installations and three of the test MACOMs met with the experts from AEC, ACSIM and ORCEN who helped develop the ISR Part II (Environment) test package. The purpose of this meeting was to develop an assessment system that would better reflect the true environmental status of an installation. The ISR Part II (Environment) standards were revised and sent back to the test installations for the second expanded test which was conducted from 13 - 30 May 1994.

C. Background Conclusions

The results from the second expanded test were used to brief the Chief of Staff of the Army (CSA) in July, 1994. The CSA directed OASA(FM) and ORCEN to revise the ISR Part II (Environment) before fielding it as an Army-wide system.

The specific comments from the CSA's briefing included:

1. Clarify the C-rating definitions.
2. Part II (Environment) will need refinement and the ISR team must market it better.
3. Part II (Environment) needs to focus on the future.

With this guidance from the CSA and the results from the expanded field tests in mind, a new and expanded ISR matrix team revised the ISR Part II (Environment) during the months of July through December 1994. These revisions were made at Aberdeen Proving Grounds, MD (APG) and Fort Sill, OK. The meeting at Aberdeen was an initial refinement of the concepts and supporting ideas behind the ISR. The ISR team revised the definitions being used and drastically rewrote the report. The purpose of the seminar at Fort Sill was to introduce the new ISR Part II (Environment) to the field.

A table depicting the major events of the ISR Part II (Environment) follows:

DATE	EVENT
4 NOV 93	Information Brief to CSA
15 FEB - 30 APR 94	1st Expanded Test
11 - 13 MAY 94	Expanded test Workshop
13 - 30 MAY 94	2nd Expanded Test
JUL 94	Decision Brief to CSA
30 AUG - 1 SEP 94	Workshop at APG
29 NOV - 2 DEC 94	Ft. Sill seminar
9 JAN - 10 FEB 95	Mini-Field Test
17 FEB 95	CSA IPR/Info Brief
20 MAR - 28 APR 95	Full Field Test
20 JUL 95	CSA Decision Brief

Table 1 Major ISR Part II (Environment) Events

II. Mini-Field Test

A. General

There were two purposes for the mini-field test: (1) to train installation personnel on the ISR Part II (Environment) concept and, (2) to test the revisions prior to the ISR Part II (Environment) full-field test. There were four installations who volunteered to be mini-field test sites: Aberdeen Proving Grounds, Fort Benning, Fort Bragg, and Fort Sill. The ultimate goal of the mini-field test was to ensure that the full field test would be conducted with the best possible report.

B. Mini-Field Test Results

Based on feedback from the mini-field test sites, it appeared that six weeks would be required for the full field test (the full field test would be conducted by 22 installations). Therefore, the window for the field test was extended from 20 Mar - 28 April 95.

Feedback from the mini-field test also caused the deletion of the improvement and sustainment costs from the funding reports. The feedback was that these terms were not useful and that the split between sustainment and improvement dollars was not accurate.

The requirement that one Red indicator would drive the final color rating to Amber was eliminated. This requirement was seen as too stringent. Instead, Environmental Coordinators were asked to make the "best fit" assessment based on their knowledge of the media on their installation.

The mini-field test confirmed the belief that the Environmental Coordinator should be designated the ISR Part II (Environment) POC at the installation level. The

Environmental Coordinator is the only one on an installation who can reasonably assess the status of the various media. However, the Environmental Coordinator will need some assistance from other agencies on the installation to complete the report.

The mini-field test also confirmed the need for an automated process to download information from the 1383 database. Automated 1383 download would facilitate the preparation of the funding reports.

Another lesson learned from the mini-field test was that the training should have included a take-home packet for installation personnel who could not attend the seminar. The implementation team can correct this through a video and by re-looking the training packet with an eye towards readers who are not attending the seminar.

Using this feedback, the matrix team prepared to conduct the full field test. This preparation included revising the instructions and the training for the ISR Part II (Environment).

III. Full Field Test

The full field test was conducted by 22 sites. One site, Rock Island, was not able to complete the test and was dropped. The installation representatives attended training at Newport News, Virginia for two days prior to the test. The installations had six weeks to complete the test. Below is a table listing the installations that participated in the full field test.

FORSCOM	TRADOC	OTHER
Bragg	Belvoir	Aberdeen
Campbell	Benning	Anniston
Carson	Carlisle	Redstone
Drum	Gordon	Natick
Richardson	Sill	Radford
Schofield	Ritchie	Ravenna
Stewart	Eustis	Detrick
		Rock Island

Table 2 Full Field Test Sites

A. Analysis of Full Field Test Data

The full field test combined all the lessons learned from the first three tests of the ISR Part II (Environment). By the time of the full field test, the team felt as though the report was close to where it should be. Refer to the data from the full field test in Appendix B. The Commanders and Points of Contact from the test installations also completed surveys as part of the test. The Commanders and Points of Contact indicated general support for the ISR Part II (Environment). The results of these surveys are shown in Appendix C.

(1) Process

The installations tested the following process in the full field test: The environmental coordinator returned to his installation and tasked his environmental shop to evaluate itself in three of the four areas (Program Performance, Environmental Condition, and Compliance). The coordinator then tasked the EQCC with involving the DPT-M for an evaluation of the Mission Impact area. At the end of the test, the coordinator briefed the EQCC on the status of the ISR Part II (Environment). He also had to brief the Installation Commander and get his signature on the report.

The process requires that the environmental coordinator and the DPT-M, as well as some of the other agents on the installation, have a firm relationship. The environmental coordinator needs such a relationship to facilitate gathering the data these other agencies possess. Based on field test results, the ISR Process should be changed to delete the concept of the Environmental Quality Control Committee administering the ISR. The Commander should make the decision regarding responsibility for administering the ISR. However, it was recommended that the EQCC be briefed with ISR results prior to briefing the ISR to the Commander and seeking his/her approval.

Another point raised in terms of the process was what to do with the information once the installation has gathered it. In terms of legal responsibilities, the commander has the same legal obligations regarding the ISR as he does with the ECAS or any other environmental document. The prudent commander will ensure that all corrective actions are annotated on the Installation Corrective Action Plan (ICAP) or in the 1383 (as appropriate) once they have been identified.

(2) Algorithm for Computing the C-ratings

The algorithm for computing the C-ratings takes the color ratings and generates a C-rating. The ISR Part II (Environment) should be designed such that it provides a legitimate spread of ratings across the Army's installations. The test results show that there is a good spread of C-ratings across the installations. However, TRADOC voiced a concern that there may be too many C-1 ratings or that it may be too easy to get a C-1. As a result of this concern, the team decided to adjust the algorithm to set an Amber Environmental Condition at C-2 rather than C-1. This will make it more difficult to get the C-1 rating if the installation is on the NPL.

(3) Instructions

The instructions are written in such a way that they can be easily transferred into an Army Regulation. These instructions explain in detail the purpose and process for the conduct of the ISR Part II (Environment) full field test.

The ISR Instructions must incorporate the requirement that the solutions to deficiencies which are surfaced as a result of the ISR are documented in a Corrective Action Plan or 1383. This is necessary to assure that the commander is not liable for deficiencies surfaced as a result of the ISR.

The instructions must be updated to redefine the MACOM role and process. As well as the role of the MACOM ISR POC. Also, MACOM C-rating definitions should be added.

MACOM C-rating: The environmental status of each media on all installations within the MACOM. The MACOM C-rating would be a simple average of installation

media C-ratings as determined by HQISR, with MACOM subjective overwrites as desired.

MACOM Target C-rating: The highest, fiscally responsible, achievable rating for each media on all installations within the MACOM. The MACOM Target C-rating would be a simple average of installation media Target C-ratings as determined by HQISR, with MACOM subjective overwrite as desired.

Illustrations of the MACOM ISR (Budget Schedule 11) and POM Exhibit should be included. See Appendix E.

Based on MG Miller's decision that the ISR is not only a MACOM/installation level tool, there is a need to redefine the role of HQDA and include that in the roles/responsibilities section of the instructions.

Instructions should be updated to include a good discussion of how the ISR supports prioritization at the installation, MACOM and HQDA levels. Include a discussion of all the installation/MACOM prioritization points as defined in the CSA decision briefing dated 20 JUL 95.

Include a good discussion of the Pollution Abatement and Prevention Analysis model and how that can work with the ISR at the MACOM/HQDA level to assist in prioritization. Obtain further information from CAA.

Adjust illustration of C-rating algorithm to reflect Amber Environmental Condition as C-2 in initial rating.

(4) Standards

All comments and suggestions from the installations participating in the field test pertaining to the media standards were reviewed by the media managers at AEC. All 24 of the media had changes recommended for the standards. The types of changes required consist of the following:

1. Moving a standard from one area to another (i.e. from Program Performance to Compliance).
2. Creating two independent standards from one; to improve clarity.
3. Rewriting or expanding a standard to preclude confusion and ensure clarification.
4. Addition of a specific issue in the form of a new standard that was not previously considered.
5. Deletion of a standard entirely.

Based upon the TRADOC concern that C-ratings are too easy to achieve, a VTC was held with the MACOMs to discuss the issue. As a result of the VTC, the revised AEC standards were coordinated with the MACOMs only, to incorporate their review and tightening of indicators to reach Green. MACOMs were also able to add what they consider to be "critical factors". Upon completion of this review, AEC will revise standards accordingly and reexamine the methodology for determining color evaluation. Any changes should be added to the changes to the instructions which accompany the standards.

The implementing team also needs to reach closure with ODCSOPS DAMO-TR on the ITAM standards and the revisions made to the Mission Impact standards.

(5) Software

Some of the suggested improvements to the R & K ISR Part II (Environment) software included:

1. There needs to be a method of handling 1383 input from "other" funding accounts, not in the R&K list of "standard" accounts. The ISR Part I (Infrastructure) has this capability already and it can be added to Part II (Environment).
2. There needs to be an ability to go backwards through display screens.
3. There needs to be the addition of a word-wrap capability in the text fields.
4. Adjust algorithm to reflect Amber Environmental Condition at C-2 in initial rating.
5. Add a "HQISR2" type of graphical display of ratings and funding data. Look at DOS & Windows capabilities.

Some of the suggested improvements to the 1383 Funding Report software included:

1. There should be a method to combine requirements from several facilities (i.e. installations, properties) before exporting to the ISR software.
2. There should be project numbers in the reports.
3. The project lists should initially show all active projects as essential (then tag only those which should be excluded as not essential).
4. Fully-funded projects should not appear on the Select Essential Projects screens. Analysts and managers should be able to review these projects too.
5. There needs to be a method to combine several "INSNOs" of projects into a consolidated file for download to the ISR.
6. Based on the PAPA model requirements, need to discuss whether it is possible to establish a field in the 1383 to identify projects which are tied to the four Areas in the ISR Part II (Environment), (i.e. Program Performance, Environmental Condition, Mission Impact, and Compliance). These are needed in order to break out the costs of improving the various color ratings of the media in these Areas.

7. Need to reformat the environmental Schedule 11 to accommodate the changes including ISR C-ratings. This schedule has also been coordinated with the OASA(FM) budget integration office to assure that the electronic version is formally changed.

The HQISR2 software must be adjusted to accommodate MACOM version and HQDA version. Based on the ACSIM decision that the ISR is not primarily an installation/MACOM tool, the transition team may want to revisit issue as to how much funding information flows to HQDA (i.e., installation level detail or MACOM summary level detail). What had previously been agreed to with the MACOMs was that while installation level status detail would flow to both MACOMs and HQDA, that only MACOM level funding detail would flow to HQDA, and that installation level funding detail was available in the 1383 if needed. However, based on ACSIM desire to use ISR as funding decision tool, recommend revisiting the issue.

Some of the suggested improvements to the HQISR2 program software included:

1. Need to import MACOM 1383 funding data rather than use installation level data when exporting funding to HQDA.
2. Decisions must be reached as to how the Schedule 11 is produced and what is the required interface with the 1383 to obtain the breakout between Class I, Class II and other levels of funding.
3. Need to decide whether ITAM is covered in Schedule 11.

As part of the Full Field Test of ISR Part II, installation points of contact were asked to fill out a questionnaire, part of which asked the user to evaluate the software. The questions asked the users to evaluate the ISR Software (software used to input color ratings and to produce the final ISR output) and the 1383 Software (software used to extract data from the 1383 database). The questions asked were as follows:

1. In terms of the ISR Software -
 - (a) Are there any software problems you have encountered?
 - (b) What improvements can be made?

2. In terms of the 1383 Software -

(a) Are there any software problems you have encountered?

(b) What improvements can be made?

17 of the 21 installations that completed the test answered the software section of the survey. The responses were as follows.

1. Six installations expressed displeasure with the feature of the software that required the user to start the program over in order to correct a miss-entered figure or return to a previous screen, or the lack of a feature that would allow the user to directly go to an input screen without having to scroll through numerous pages of input.
2. Anniston and Fort Bragg felt the comment section did not work properly. Words were cut off at will and were not printed as written.
3. Redstone and Fort Stewart had problems with exporting data and had to use MS-DOS in order to retrieve the proper files for export.
4. Fort Sill had problems getting 1383 data to merge with ISR Software.
5. Schofield commented that the report kept printing in landscape format on the laser printer used. The POC suggested that the software provide a choice of landscape or portrait format.
6. Fort Carson and Fort Stewart expressed displeasure about the numerous updates to the program required and the late receipt of the updates.
7. Fort Richardson requested an ability to manually enter a DERA C-rating or an inclusion of DERA projects.
8. Carlisle wanted the package to be simplified because the commander is being given more than he needs.
9. Redstone suggested that the program be written as a Windows program.
10. Eustis stated that the tie in with the 1383 was not very useful since statistics within the ISR do not correspond to "Must Fund" category of 1383.
11. Two installations had no comments regarding the ISR software.

12. Aberdeen felt that the process of marking essential project files is confusing.
13. Anniston discovered that if the user chose all projects as essential, discontinued projects will be chosen.
14. Fort Campbell discovered that on its funding reports, the current year total for OMA-ECAP does not match FORSCOM's guidance. Fort Campbell also commented that the software does not recognize completed or discontinued projects.
15. Carlisle did not receive directions and suggested that for the ISR, one type of software be developed from one company. Schofield suggested that the 1383 software be integrated into the ISR software as a menu item.
16. Radford suggested that the selection screen include 1383 project numbers because the installation has almost 90 projects and it is difficult to differentiate by title.
17. Radford also suggested that the user should be able to load an existing file back into the software if modification is necessary. Presently, if a modification of the project selection process is required, the user must start over.
18. Redstone commented that the bridging software does not work.
19. Schofield suggested that program managers be granted more control in choosing the media where projects are placed. (For example: a Lead Based Paint Survey of Child Care centers should be categorized under "Lead Based Paint", not "Pollution Prevention" as categorized in the ISR.)
20. Schofield included several small installations listed separately in the 1383. In order to generate a compiled funding report, a labor intensive process was necessary using a merged spreadsheet and much manual input. Schofield's point of contact suggested that the software include an option to be able to merge installations.
21. Eustis requested that the installations be allowed to manipulate the "total project cost" field.
22. Eight installations had no comments regarding the 1383 software.

(6) Funding Reports

The funding reports generated by the ISR Part II (Environment) were one of the most controversial aspects of the full field test. Survey questions answered by the field included: Can a relationship be made between funding and C-ratings? Is required funding data available? Should there be any changes to funding data and/or criteria? Was the 1383 query adequate and accurate? Was it beneficial? Some of these concerns are easily addressed below. Others will require close coordination between the ISR POC's.

The funding reports will display the relationship between lack of funding and lowered C-ratings, as well as improved C-ratings through application of additional funding. Also, the list of backup projects which comprises the required funding amounts will reflect the impact to each color-rated area.

The funding data is available to the extent that MACOMs provide realistic fiscal guidance to installations, and installations prepare a complete and accurate 1383 Report. The funding report titles should be changed from "Budgeted/Unbudgeted" to "Funded/Unfunded." The 1383 query, after software corrections, will be adequate, accurate, and beneficial; however the 1383 project number should be included on the 1383 backup funding reports to facilitate cross-referencing to the project detail contained in the 1383 database. Additionally, many installations recommend that the user need not "select" critical projects for the "Funded" report; rather, assume all funded projects are critical. If upon review, they are not critical, then the user should go back into 1383 database and delete funding for the project and then rerun the ISR software. For the "Unfunded" report, the "select" feature for critical projects should remain. Finally,

recommend establishing a mechanism that allows automated or manual replacement of CY, BY & BY+1 with the actual fiscal years addressed in the report.

Other questions raised by the field included: Is the outyear (Budget Year and Budget Year +1) funding information of value to the installation? How was this information used?

The outyear funding information is of value to the installation. It enables and encourages longer range project planning to justify fiscal guidance levels. At the same time, it measures the results of MACOM budget level decisions on the performance of environmental programs at installations through determination of target C-ratings and the associated funding required to sustain/attain them.

Did the installation do an adequate job of identifying its unfunded requirements for the outyears? Are the unfunded requirements accurately spread to media in accordance with their C-rating status?

It is hard to say whether installations have done a good job of identifying their outyear (BY & BY+1) unfunded requirements. Most did not submit backup 1383 ISR project reports with their test data, and the analysis involved to provide an accurate answer to this question would be very difficult and time consuming. With the exception of Pollution Prevention (P2), unfunded requirements are accurately spread to media. The P2 requirements are currently rolled together and must be separated into individual P2 media. This will be corrected with the next 1383 software revision. The ISR query also allows for moving an out of place project to the proper media.

What MACOM input must be provided to explain decisions made after receipt of the installation's ISR? A synopsis of reallocations made to address deficiencies identified by the ISR and the scrub of 1383s at MACOM level. This should accompany an updated breakout of fiscal guidance spread by installation. The fiscal guidance spread will be required for the 2706(b) report to Congress.

Should DERA fiscal guidance and requirements be included in the ISR? It should, especially now that DA is devolving.

Will AFH funded projects be included in ISR? Yes. It is not only an OMA report; it addresses environmental requirements in all appropriations. Guidance for this is contained in the instructions for completion of funding reports.

Will the alignment of ISR to ECAS to DB 1383 be improved? Running 1383 report by law/regulation will not match ISR funding report totals for all media. Similar to the Schedule 11, the ISR reports do not correspond one to one to law/regulation areas. For example, wetlands projects (PCAT WLND) required by CWA sort under the Wetlands media area of Conservation. POLP (P2) projects under compliance law/regulations sort to P2 media, etc.

(7) Workload

Analysis of the field test results shows that the installations spent the following amount of time conducting the ISR part II (Environment). The average total time was 104.9 hours.

	Conduct Training	Media Evaluation (Hrs. per Media)	Media Evaluation (Total Hours)	Funding Reports	Consolidate Information	Provide Briefings to EQCC & CG	Total
APG	2	2	48	1	5	3	59
Anniston	4	0.5	12	5	6	2	29
Natick	16	1.25	30	10	3	10	69
Radford	6	2	48	30	5	6	95
Ravenna	6	4	96	15	8	2	127
Redstone	35	0.83	20	20	20	0	95
Bragg	16	8	192	8	8	2	226
Campbell	10	8	192	40	40	16	298
Carson	8	4	96	24	16	16	160
Drum	10	1	24	1	5	6	46
Stewart	30	5	120	5	10	2	167
Belvoir	16	1	24	1	2	4	47
Ritchie	0	0.5	12	2	1	0.5	15.5
Detrick	8	0.66	16	8	8	8	48
Benning	4	2.3	55.2	80	80	80	299.2
Carlisle	2	0.27	6.5	8	5	1	22.5
Eustis	1	1	24	5	1.5	0	31.5
Gordon	4	2	48	2	8	16	78
Sill	8	1.2	28.8	16	24	8	84.8
Richardson	40	0.5	12	24	12	16	104
Schofield	8	1	24	48	8	8	96

Table 3 Workload

B. Other Issues

(1) Lead Based Paint (LBP). The question from the field was: Is LBP an environmental concern? Whether funded with environmental funds or not, is not the key issue. Non-environmental funded projects can also be identified and tracked in 1383 and assessed using ISR standards. The 1383 will also feed ISR funding reports and address any LBP non-environmental funded projects under an appropriate non-environmental fund code. The key question is whether the environmental coordinator/shop is the office with oversight responsibility. If so, then ISR Part II should address LBP; if not, then ISR Part II should not. There will be some installations that treat LBP as an environmental concern while other installations will do it differently; depending on organizational structure and local/state laws. Clarifying guidance is forthcoming from ODEP and is needed to address who evaluates this media, if at all.

(2) Should ISR focus on the Budget Year (BY) or BY + 1? The installation focus has been primarily on the Current Year (CY) and BY. However, this is precisely what the ISR is trying to get away from. The annual 1383 Report development is used to build the BY+1 budget. CY is already being executed and BY has already locked and gone to Congress. Reprogramming flexibility at MACOM/HQDA is very limited for these years and DA must do a better job at looking out to BY+1 to minimize the need for installation/MACOM reprogramming for unforeseen, new requirements. It is fine for an Installation Commander to attempt to improve the program during the BY without waiting until BY+1.

(3) The ISR also forced the team to consider the definition of installations. In places such as Schofield Barracks HI and Fort Stewart GA, the installation is not a

contiguous tract of land. Should each of these smaller garrisons conduct its own ISR Part II (Environment) or should there be one single report for all of them grouped together? This question gets more complicated when the 1383 reports are generated separately by the database. The answer was to treat any location that shares a common environment as one installation.

(4) Pollution Abatement and Prevention Analysis (PAPA). The coordination with Concepts Analysis Agency must continue to assure that the development of the PAPA model to accommodate ISR data is completed and tested at volunteer MACOMs. To date, FORSCOM and TRADOC have expressed interest in participating. An agreement must be reached between ACSIM and CAA as to the nature of the test and timeframe etc.

(5) The ORCEN is interested in working with CAA to adapt the PAPA model to installation level tool to assist the Commander in optimizing ISR information. OASA (FM&C) is willing to establish a developmental training position for an ISR installation POC for six-months in this office, to assist in the development of the installation level model. Testing of this model will also be undertaken.

(6) Coordination has been underway for several months between OASA (FM&C) (Suzanne Carlton and Mr. Mike Petty 693-8725) and ACSIM ODEP (Mr. Mike Reid and LTC Oskvarek) to utilize the ISR to fulfill the requirements of AR 11-2 Management Control Evaluation System. The ISR is seen as the method by which to evaluate the environmental key controls as identified in AR 200-1. A draft memorandum has been agreed upon through informal coordination, which needs to be formally submitted to SAFM-FO to complete this action.

VI. ISR Value Added Analysis

A. General

The original purpose behind the ISR was to establish a standard so that commanders could identify the current condition. The assumption being that if a commander knows where he is, he can better guide his installation to where he wants it to go. If the ISR can provide this kind of information that it has truly given the commanders a powerful tool.

B. Summary of Value Added Analysis

The ISR Part II (Environment) produces C-ratings for each media in the environmental arena. In order for the team to justify the value added of the ISR Part II (Environment), the C-ratings must assist in analyzing the funding of the environmental strategy pillars and/or media.

C-ratings should allow for analyzing the adequacy of funding for pillars/media at installation and MACOM level. The C-ratings may still be valuable in analyzing adequacy of funding for pillars/media at HQDA from a *macro* perspective, especially when combined with updated MACOM input.

VII. Recommendations to the Army Leadership and Results of ISR Implementation Decision Briefings.

A. General.

Based on the results of this filed test, the ISR matrix team briefed the senior leadership of the Army. The intent of this briefing was to seek approval for implementing the ISR as a system throughout the Army.

B. Summary of Briefing Results.

(1) HQDA Executive Steering Committee (ESC) Briefing.

The ESC raised two issues: 1. How the ISR is used to improve the prioritization of limited resources and 2. How the ISR can be used in the POM cycle.

One member of the ESC believed that the commanders do not see the ISR as a prioritization tool. This is a real concern since prioritization is a stated goal of the ISR. The commander's survey question asked "Is the ISR an effective tool to prioritize at installation level?" The responses to the survey were: 8 Agree, 6 No Opinion, 5 Disagree, and 1 Strongly Disagree. There is no fair method of splitting these numbers that supports the statement that the commanders disagree with the ISR as a prioritization tool. However, the ESC member cautioned that the team should not oversell the ISR, and that is valid.

The reporting cycle from Installation/MACOM/HQDA was another concern raised by the ESC. Options to this issue include: retain the ISR cycle concurrent with the

1383 submission; or let the ISR remain at the MACOM for the CBE, Quality Assurance Quality Control (QAQC) and POM build and forward to HQDA as a MACOM environmental Budget and POM submission. The preferred strategy is that the refined 1383/ISR is used to build the budget years; this enables a better POM projection since the POM is frequently no more than a refined budget estimate straight lined into the outyears. But with MACOM scrub and refinement, the ISR can become a more meaningful POM tool. This together with the PAPA model which can be applied to all environmental pillars should give DA enhanced capability to prioritize and program the outyears.

(2) HQDA Program Budget Committee (PBC) Briefing.

The PBC heard the pre-brief for the CSA decision briefing. They did not have any comments and approved the decision.

(3) Select Committee (SELCOM) Briefing.

The SELCOM heard the pre-brief for the CSA decision briefing. They did not have any comments and approved the decision.

(4) Decision Briefing to the CSA.

The briefing with the CSA, resulted in the transfer of implementation responsibilities to the ACSIM. The CSA was pleased with the ISR and commended the team's efforts. He asked the ACSIM to fine tune several points with the ISR as well as examine some policy issues. His specific comments are below:

1. Transfer implementation responsibility to ACSIM.
2. Provide the CSA a recommendation on how to do "must fund" requirements (i.e. how does the Army move towards a better prioritization system).
3. "Harmonize" Parts I (Infrastructure) and II (Environment) of the ISR.
4. Fine tune the algorithm so that Part II (Environment) more accurately displays the true status of the installation - continue to treat as test data.
5. An annual submission is probably about right. Report needs to stay tied to resources. Give commanders as much flexibility as possible.
6. Get with AMC to work out the issue regarding DBOF installations.
7. Can we get relief from Congressional/regulatory reporting requirements through use of the ISR?
8. Coordinate a briefing to Ms Goodman, DUSD (Environmental Security). We need to reduce/scale back the 13 report requirement.
9. Need to ensure BRAC installations continue to report ISR status until they are completely closed.
10. Come back to the CSA with the adjustments he directed, and give him a plan for implementation.
11. This was a good run down.

It was an excellent discussion, with Commanders from all installations, except Anniston, indicating their support for ISR Part II (Environment).

Appendix A Mini-Field Test (9 Jan - 10 Feb 95)

The most significant change resulting from the mini-test was the revision of the ISR environmental standards. Fort Sill was particularly helpful in this regard. The environmental officers at Fort Sill took the time to completely revise selected standards: many of these revisions served as the standards in the full field test.

The table on the following page shows the final C-ratings from the four installations. These results are not remarkable except in a few areas.

a. Recycling and Solid Waste was the only media to have the full range of C-ratings reported.

b. Hazardous Waste, Storage Tank Management, Integrated Natural Resources, Cultural Resources, Hazardous Material Management, all scored C-3 or lower, across the board.

c. Program Management was the only media to score C-2 or better, across the board.

These results are relatively consistent with results from previous ECAS inspections and the AEC's knowledge of the media. These results should be regarded as strictly test data since the ISR was revised significantly after the mini-test.

MEDIA	ABERDEEN	SILL	BENNING	BRAGG
COMPLIANCE				
Air Quality Management	C1	C3	C3	C1
Hazardous Waste Management	C3	C4	C3	C4
Environmental Noise	C3	C2	C3	C2
Solid Waste Management	C1	C1	C4	C3
Storage Tanks Management	C3	C3	C3	C4
Asbestos Management	C2	C3	C3	C3
Radon Management	C3	C2	C2	C1
Lead Based Paint Management	C1	C2	C3	C3
Wastewater Management	C3	C1	C3	C3
Water Quality Management	C1	C3	C3	C3
Contingency Planning / POL Management	C3	C2	C3	C1
Polychlorinated Biphenyls (PCB) Management	C3	C1	C3	C1
National Environmental Policy Act (NEPA)	C3	C1	C3	C3
CONSERVATION				
Integrated Natural Resources Management	C3	C3	C4	C4
Wetlands Management	C3	C2	C4	C3
ITAM	C4	C1	C4	C3
Threatened & Endangered Species Management	C2	C3	C3	C4
Cultural Resources Management	C3	C3	C3	C4
Integrated Pest Management	C2	C2	C1	C3
RESTORATION				
Restoration	C2	C3	C2	C2
POLLUTION PREVENTION				
Recycling & Solid Waste Reduction	C4	C1	C3	C2
Hazardous Materials Management	C3	C3	C4	C3
Toxic Release / Waste Reduction	C4	C3	C4	C2
FOUNDATION				
Program Management	C1	C2	C2	C1

Table 4 Results of Mini-Test

Analysis of Mini-Field Test Results

The mini-test was conducted because there were such significant changes to the ISR Part II (Environment). The matrix team decided that a mini-test would be appropriate before going to a full test with a significant number of installations.

(1) Algorithms

One comment from all four sites was that the C-rating algorithms needed adjustment. The team decided that a balanced matrix, rather than the weighted matrix used in the mini-test, would provide a better sieve for the ratings. An example of the balanced matrix is as follows:

		Program Performance		
		GREEN	AMBER	RED
Environmental Condition	GREEN	C1	C2	C2
	AMBER	C1	C2	C3
	RED	C2	C3	C3

Table 5 Balanced Matrix

Several installations commented that the impact of mission and compliance ratings on the overall C-rating was more extreme than appropriate. Analysis of the test data indicates that the impact of mission ratings was not extreme, but that the impact of compliance ratings (especially the AMBER ratings) was significant. The installations seemed concerned that they not be "dinged" too much for Amber's and Red's in these Areas.

(2) Workload

Workload was a big concern of the ISR during the test and implementation of Part I (Infrastructure). This issue has had some spill-over effect to Part II (Environment). Thus, even before the mini-test, there were concerns from installations and MACOMs that the ISR was manpower intensive. Three test sites reported the time required to complete the mini-test. Analysis of three mini-test site shows the following:

EVENT	TIME
Rate the Areas	1.3 hr. per area = 1 day
Cost Reports	6 hrs.
Consolidate information	1 & 1/2 day
Brief Commanders and Forward Report	2 days

Table 6 Workload Figures

The average time to complete the report is about five man-days. This does not appear to be a significant amount of time for the installation commander to get an evaluation of his environmental status.

(3) Standards Revision

Approximately 95% of the revisions received from the mini-test sites were made to the standards. These revisions ranged from full rewriting of the standard to simple word changes of the indicator. This revised set of standards was used in the full field test.

(4) Software

The software was generally easy to use. Only one installation commented that the software was somewhat unfriendly. This comment reflected the lack of a capability to

easily return to previous screens during the input of data in the ISR program. The program should be made more user friendly for the input of data.

Completion of the first page of the ISR Part II (Environment) Status Report appears to have been easy. All installations were able to provide a complete report, and none commented on any problems. The funding sections of the report were apparently not as easy to complete, because only two installations submitted these sections and only one of these can be considered to be a complete report. The automated uploading of 1383 data into the ISR program should ease this process significantly.

The other aspect of calculations which was questioned was the logic of reporting sustainment and improvement costs. The methodology of linking all costs to the relationship of the actual C-rating to the Target C-rating was generally criticized as not reflecting the actual distribution of costs. Lacking a change in the 1383 database, meaningful sustainment and improvement data was not possible to determine.

Finally, the mini-test sites wanted to increase the field for commander's comments to allow for more meaningful comments. This field was limited to 64 characters, and should be increased to approximately the same size as the ISR Part I comments fields.

(5) Value Added

The mini-test showed that the ISR could add value to decision making in the following areas:

1. The ISR Part II (Environment) places the environment into the chain of command.
2. It is a simple report.
3. The report allows for an evaluation of 1383 projects.

4. It provides a form of performance measurement.
5. It provides a macro-level view of the mission impact due to the environment.
6. The report provides a macro-level view of environmental conditions.
7. It fulfills the requirement for an annual internal ECAS.
8. The report allows for prioritization of limited resources.

Appendix B Full Field test Data

TEST RESULTS - MEDIA FINAL C-RATING PERCENTAGES FOR EACH MEDIA AT ALL INSTALLATIONS

111

	TOTAL RATINGS	RATED BY MATRIX	MISSION DRIVEN	COMPL DRIVEN	DRIVEN BY COMBO
C-1s	33.33%	33.33%	0.00%	0.00%	0.00%
C-2s	38.10%	23.81%	14.29%	0.00%	0.00%
C-3s	23.81%	0.00%	4.76%	19.05%	0.00%
C-4s	4.76%	0.00%	0.00%	4.76%	0.00%
TOTAL	100.00%	57.14%	19.05%	23.81%	0.00%

112

	TOTAL RATINGS	RATED BY MATRIX	MISSION DRIVEN	COMPL DRIVEN	DRIVEN BY COMBO
C-1s	47.62%	47.62%	0.00%	0.00%	0.00%
C-2s	19.05%	9.52%	9.52%	0.00%	0.00%
C-3s	28.57%	0.00%	14.29%	14.29%	0.00%
C-4s	4.76%	0.00%	4.76%	0.00%	0.00%
TOTAL	100.00%	57.14%	28.57%	14.29%	0.00%

113

	TOTAL RATINGS	RATED BY MATRIX	MISSION DRIVEN	COMPL DRIVEN	DRIVEN BY COMBO
C-1s	40.00%	40.00%	0.00%	0.00%	0.00%
C-2s	30.00%	15.00%	15.00%	0.00%	0.00%
C-3s	25.00%	0.00%	5.00%	10.00%	10.00%
C-4s	5.00%	0.00%	0.00%	5.00%	0.00%
TOTAL	100.00%	55.00%	20.00%	15.00%	10.00%

19-Jul-95

Page 1 of 8

Appendix B Full Field test Data

TEST RESULTS - MEDIA FINAL C-RATING PERCENTAGES FOR EACH MEDIA AT ALL INSTALLATIONS

114

	TOTAL RATINGS	RATED BY MATRIX	MISSION DRIVEN	COMPL DRIVEN	DRIVEN BY COMBO
C-1s	47.62%	47.62%	0.00%	0.00%	0.00%
C-2s	33.33%	33.33%	0.00%	0.00%	0.00%
C-3s	14.29%	0.00%	0.00%	14.29%	0.00%
C-4s	4.76%	0.00%	4.76%	0.00%	0.00%
TOTAL	100.00%	80.95%	4.76%	14.29%	0.00%

115

	TOTAL RATINGS	RATED BY MATRIX	MISSION DRIVEN	COMPL DRIVEN	DRIVEN BY COMBO
C-1s	47.62%	47.62%	0.00%	0.00%	0.00%
C-2s	4.76%	0.00%	4.76%	0.00%	0.00%
C-3s	42.86%	0.00%	0.00%	38.10%	4.76%
C-4s	4.76%	0.00%	0.00%	4.76%	0.00%
TOTAL	100.00%	47.62%	4.76%	42.86%	4.76%

116

	TOTAL RATINGS	RATED BY MATRIX	MISSION DRIVEN	COMPL DRIVEN	DRIVEN BY COMBO
C-1s	42.86%	42.86%	0.00%	0.00%	0.00%
C-2s	28.57%	14.29%	14.29%	0.00%	0.00%
C-3s	28.57%	0.00%	0.00%	14.29%	14.29%
C-4s	0.00%	0.00%	0.00%	0.00%	0.00%
TOTAL	100.00%	57.14%	14.29%	14.29%	14.29%

19-Jul-95

Page 2 of 8

Appendix B Full Field test Data

TEST RESULTS - MEDIA FINAL C-RATING PERCENTAGES FOR EACH MEDIA AT ALL INSTALLATIONS

117

	TOTAL RATINGS	RATED BY MATRIX	MISSION DRIVEN	COMPL DRIVEN	DRIVEN BY COMBO
C-1s	71.43%	71.43%	0.00%	0.00%	0.00%
C-2s	14.29%	14.29%	0.00%	0.00%	0.00%
C-3s	14.29%	0.00%	0.00%	9.52%	4.76%
C-4s	0.00%	0.00%	0.00%	0.00%	0.00%
TOTAL	100.00%	85.71%	0.00%	9.52%	4.76%

118

	TOTAL RATINGS	RATED BY MATRIX	MISSION DRIVEN	COMPL DRIVEN	DRIVEN BY COMBO
C-1s	23.81%	23.81%	0.00%	0.00%	0.00%
C-2s	42.86%	42.86%	0.00%	0.00%	0.00%
C-3s	33.33%	0.00%	9.52%	14.29%	9.52%
C-4s	0.00%	0.00%	0.00%	0.00%	0.00%
TOTAL	100.00%	66.67%	9.52%	14.29%	9.52%

119

	TOTAL RATINGS	RATED BY MATRIX	MISSION DRIVEN	COMPL DRIVEN	DRIVEN BY COMBO
C-1s	52.38%	52.38%	0.00%	0.00%	0.00%
C-2s	14.29%	4.76%	9.52%	0.00%	0.00%
C-3s	33.33%	0.00%	0.00%	28.57%	4.76%
C-4s	0.00%	0.00%	0.00%	0.00%	0.00%
TOTAL	100.00%	57.14%	9.52%	28.57%	4.76%

19-Jul-95

Page 3 of 8

Appendix B Full Field test Data

TEST RESULTS - MEDIA FINAL C-RATING PERCENTAGES FOR EACH MEDIA AT ALL INSTALLATIONS

120

	TOTAL RATINGS	RATED BY MATRIX	MISSION DRIVEN	COMPL DRIVEN	DRIVEN BY COMBO
C-1s	42.86%	42.86%	0.00%	0.00%	0.00%
C-2s	23.81%	9.52%	14.29%	0.00%	0.00%
C-3s	33.33%	4.76%	4.76%	9.52%	14.29%
C-4s	0.00%	0.00%	0.00%	0.00%	0.00%
TOTAL	100.00%	57.14%	19.05%	9.52%	14.29%

121

	TOTAL RATINGS	RATED BY MATRIX	MISSION DRIVEN	COMPL DRIVEN	DRIVEN BY COMBO
C-1s	66.67%	66.67%	0.00%	0.00%	0.00%
C-2s	4.76%	0.00%	4.76%	0.00%	0.00%
C-3s	28.57%	0.00%	0.00%	28.57%	0.00%
C-4s	0.00%	0.00%	0.00%	0.00%	0.00%
TOTAL	100.00%	66.67%	4.76%	28.57%	0.00%

122

	TOTAL RATINGS	RATED BY MATRIX	MISSION DRIVEN	COMPL DRIVEN	DRIVEN BY COMBO
C-1s	75.00%	75.00%	0.00%	0.00%	0.00%
C-2s	10.00%	5.00%	5.00%	0.00%	0.00%
C-3s	10.00%	0.00%	0.00%	10.00%	0.00%
C-4s	5.00%	0.00%	0.00%	5.00%	0.00%
TOTAL	100.00%	80.00%	5.00%	15.00%	0.00%

19-Jul-95

Page 4 of 8

Appendix B Full Field test Data

TEST RESULTS - MEDIA FINAL C-RATING PERCENTAGES FOR EACH MEDIA AT ALL INSTALLATIONS

123

	TOTAL RATINGS	RATED BY MATRIX	MISSION DRIVEN	COMPL DRIVEN	DRIVEN BY COMBO
C-1s	28.57%	28.57%	0.00%	0.00%	0.00%
C-2s	23.81%	9.52%	14.29%	0.00%	0.00%
C-3s	38.10%	0.00%	4.76%	28.57%	4.76%
C-4s	9.52%	0.00%	0.00%	0.00%	9.52%
TOTAL	100.00%	38.10%	19.05%	28.57%	14.29%

211

	TOTAL RATINGS	RATED BY MATRIX	MISSION DRIVEN	COMPL DRIVEN	DRIVEN BY COMBO
C-1s	28.57%	28.57%	0.00%	0.00%	0.00%
C-2s	14.29%	9.52%	4.76%	0.00%	0.00%
C-3s	52.38%	0.00%	0.00%	38.10%	14.29%
C-4s	4.76%	0.00%	4.76%	0.00%	0.00%
TOTAL	100.00%	38.10%	9.52%	38.10%	14.29%

212

	TOTAL RATINGS	RATED BY MATRIX	MISSION DRIVEN	COMPL DRIVEN	DRIVEN BY COMBO
C-1s	23.81%	23.81%	0.00%	0.00%	0.00%
C-2s	52.38%	14.29%	38.10%	0.00%	0.00%
C-3s	19.05%	0.00%	0.00%	9.52%	9.52%
C-4s	4.76%	0.00%	4.76%	0.00%	0.00%
TOTAL	100.00%	38.10%	42.86%	9.52%	9.52%

19-Jul-95

Page 5 of 8

Appendix B Full Field test Data

TEST RESULTS - MEDIA FINAL C-RATING PERCENTAGES FOR EACH MEDIA AT ALL INSTALLATIONS

213

	TOTAL RATINGS	RATED BY MATRIX	MISSION DRIVEN	COMPL DRIVEN	DRIVEN BY COMBO
C-1s	31.25%	31.25%	0.00%	0.00%	0.00%
C-2s	18.75%	18.75%	0.00%	0.00%	0.00%
C-3s	25.00%	0.00%	6.25%	12.50%	6.25%
C-4s	25.00%	0.00%	0.00%	25.00%	0.00%
TOTAL	100.00%	50.00%	6.25%	37.50%	6.25%

214

	TOTAL RATINGS	RATED BY MATRIX	MISSION DRIVEN	COMPL DRIVEN	DRIVEN BY COMBO
C-1s	45.00%	45.00%	0.00%	0.00%	0.00%
C-2s	35.00%	10.00%	25.00%	0.00%	0.00%
C-3s	10.00%	0.00%	0.00%	10.00%	0.00%
C-4s	10.00%	0.00%	10.00%	0.00%	0.00%
TOTAL	100.00%	55.00%	35.00%	10.00%	0.00%

215

	TOTAL RATINGS	RATED BY MATRIX	MISSION DRIVEN	COMPL DRIVEN	DRIVEN BY COMBO
C-1s	23.81%	23.81%	0.00%	0.00%	0.00%
C-2s	9.52%	0.00%	9.52%	0.00%	0.00%
C-3s	57.14%	0.00%	0.00%	47.62%	9.52%
C-4s	9.52%	0.00%	0.00%	9.52%	0.00%
TOTAL	100.00%	23.81%	9.52%	57.14%	9.52%

19-Jul-95

Page 6 of 8

Appendix B Full Field test Data

TEST RESULTS - MEDIA FINAL C-RATING PERCENTAGES FOR EACH MEDIA AT ALL INSTALLATIONS

216

	TOTAL RATINGS	RATED BY MATRIX	MISSION DRIVEN	COMPL DRIVEN	DRIVEN BY COMBO
C-1s	57.14%	57.14%	0.00%	0.00%	0.00%
C-2s	23.81%	9.52%	14.29%	0.00%	0.00%
C-3s	19.05%	0.00%	4.76%	4.76%	9.52%
C-4s	0.00%	0.00%	0.00%	0.00%	0.00%
TOTAL	100.00%	66.67%	19.05%	4.76%	9.52%

311

	TOTAL RATINGS	RATED BY MATRIX	MISSION DRIVEN	COMPL DRIVEN	DRIVEN BY COMBO
C-1s	42.11%	42.11%	0.00%	0.00%	0.00%
C-2s	42.11%	10.53%	31.58%	0.00%	0.00%
C-3s	10.53%	0.00%	5.26%	5.26%	0.00%
C-4s	5.26%	0.00%	0.00%	5.26%	0.00%
TOTAL	100.00%	52.63%	36.84%	10.53%	0.00%

411

	TOTAL RATINGS	RATED BY MATRIX	MISSION DRIVEN	COMPL DRIVEN	DRIVEN BY COMBO
C-1s	57.14%	57.14%	0.00%	0.00%	0.00%
C-2s	14.29%	9.52%	4.76%	0.00%	0.00%
C-3s	28.57%	0.00%	4.76%	9.52%	14.29%
C-4s	0.00%	0.00%	0.00%	0.00%	0.00%
TOTAL	100.00%	66.67%	9.52%	9.52%	14.29%

19-Jul-95

Page 7 of 8

Appendix B Full Field test Data

TEST RESULTS - MEDIA FINAL C-RATING PERCENTAGES FOR EACH MEDIA AT ALL INSTALLATIONS

412

	TOTAL RATINGS	RATED BY MATRIX	MISSION DRIVEN	COMPL DRIVEN	DRIVEN BY COMBO
C-1s	28.57%	28.57%	0.00%	0.00%	0.00%
C-2s	23.81%	14.29%	9.52%	0.00%	0.00%
C-3s	33.33%	0.00%	0.00%	9.52%	23.81%
C-4s	14.29%	0.00%	14.29%	0.00%	0.00%
TOTAL	100.00%	42.86%	23.81%	9.52%	23.81%

413

	TOTAL RATINGS	RATED BY MATRIX	MISSION DRIVEN	COMPL DRIVEN	DRIVEN BY COMBO
C-1s	33.33%	33.33%	0.00%	0.00%	0.00%
C-2s	19.05%	14.29%	4.76%	0.00%	0.00%
C-3s	33.33%	0.00%	0.00%	23.81%	9.52%
C-4s	14.29%	0.00%	4.76%	4.76%	4.76%
TOTAL	100.00%	47.62%	9.52%	28.57%	14.29%

511

	TOTAL RATINGS	RATED BY MATRIX	MISSION DRIVEN	COMPL DRIVEN	DRIVEN BY COMBO
C-1s	57.14%	57.14%	0.00%	0.00%	0.00%
C-2s	38.10%	38.10%	0.00%	0.00%	0.00%
C-3s	4.76%	0.00%	0.00%	4.76%	0.00%
C-4s	0.00%	0.00%	0.00%	0.00%	0.00%
TOTAL	100.00%	95.24%	0.00%	4.76%	0.00%

19-Jul-95

Page 8 of 8

Appendix B Full Field test Data

TEST RESULTS - MEDIA C-RATING PERCENTAGES FOR EACH MEDIA AT ALL INSTALLATIONS

111

	TOTAL RATINGS	RATED BY MATRIX	MISSION DRIVEN	COMPL DRIVEN	DRIVEN BY COMBO
C-1s	33.33%	33.33%	0.00%	0.00%	0.00%
C-2s	38.10%	23.81%	14.29%	0.00%	0.00%
C-3s	23.81%	0.00%	4.76%	19.05%	0.00%
C-4s	4.76%	0.00%	0.00%	4.76%	0.00%
TOTAL	100.00%	57.14%	19.05%	23.81%	0.00%

Overall	INSNO	Installation	Program Perform	Environ Condition	Mission Impact	Compliance	C-
Rate C-Rate	01012	Anniston Army Depot	GREEN	GREEN	GREEN	GREEN	C-1
C-1	01202	Redstone Arsenal	AMBER	AMBER	GREEN	GREEN	C-2
C-1	02781	Fort Richardson	GREEN	AMBER	GREEN	AMBER	C-3
C-1	08005	Fort Carson	AMBER	AMBER	GREEN	GREEN	C-2
C-2	13025	Fort Benning	GREEN	GREEN	GREEN	RED	C-4
C-2	13055	Fort Gordon	GREEN	GREEN	GREEN	GREEN	C-1
C-1	13305	Fort Stewart	AMBER	AMBER	GREEN	GREEN	C-2
C-1	15815	Schofield Barracks	AMBER	GREEN	GREEN	AMBER	C-3
C-2	21145	Fort Campbell	AMBER	GREEN	GREEN	AMBER	C-3
C-1	24015	Aberdeen Proving Ground	GREEN	AMBER	AMBER	GREEN	C-2
C-1	24225	Fort Detrick	AMBER	AMBER	GREEN	GREEN	C-2
C-1	24625	Ft Ritchie	AMBER	AMBER	GREEN	GREEN	C-2
C-1	25690	Natick Res Dev & Eng Center	GREEN	GREEN	AMBER	GREEN	C-2
C-1	36205	Fort Drum	GREEN	GREEN	GREEN	GREEN	C-1
C-1	37225	Fort Bragg	GREEN	GREEN	GREEN	GREEN	C-1
C-1	39474	Ravenna AAP	N/A	AMBER	AMBER	GREEN	C-2
C-2	40755	Fort Sill	GREEN	GREEN	GREEN	GREEN	C-1
C-1	42155	Carlisle Barracks	GREEN	AMBER	GREEN	GREEN	C-1
C-2	51105	Fort Belvoir	GREEN	AMBER	AMBER	AMBER	C-3
C-3	51215	Fort Eustis	GREEN	AMBER	GREEN	GREEN	C-1
C-1	51565	Radford AAP	GREEN	GREEN	RED	GREEN	C-3
C-1							

19-Jul-95

Page 1 of 24

Appendix B Full Field test Data

TEST RESULTS - MEDIA C-RATING PERCENTAGES FOR EACH MEDIA AT ALL INSTALLATIONS

112

	TOTAL RATINGS	RATED BY MATRIX	MISSION DRIVEN	COMPL DRIVEN	DRIVEN BY COMBO
C-1s	47.62%	47.62%	0.00%	0.00%	0.00%
C-2s	19.05%	9.52%	9.52%	0.00%	0.00%
C-3s	28.57%	0.00%	14.29%	14.29%	0.00%
C-4s	4.76%	0.00%	4.76%	0.00%	0.00%
TOTAL	100.00%	57.14%	28.57%	14.29%	0.00%

Overall	INSNO	Installation	Program	Environ	Mission	Compliance	
Rate	C-Rate		Perform	Condition	Impact		C-
C-1	01012	Anniston Army Depot	GREEN	GREEN	GREEN	GREEN	C-1
C-1	01202	Redstone Arsenal	GREEN	AMBER	GREEN	GREEN	C-1
C-1	02781	Fort Richardson	GREEN	GREEN	GREEN	GREEN	C-1
C-1	08005	Fort Carson	GREEN	GREEN	AMBER	GREEN	C-2
C-2	13025	Fort Benning	AMBER	GREEN	RED	AMBER	C-4
C-1	13055	Fort Gordon	GREEN	GREEN	GREEN	GREEN	C-1
C-1	13305	Fort Stewart	GREEN	AMBER	GREEN	GREEN	C-1
C-2	15815	Schofield Barracks	AMBER	GREEN	AMBER	GREEN	C-3
C-1	21145	Fort Campbell	GREEN	GREEN	GREEN	AMBER	C-3
C-2	24015	Aberdeen Proving Ground	GREEN	GREEN	AMBER	GREEN	C-2
C-1	24225	Fort Detrick	GREEN	GREEN	GREEN	GREEN	C-1
C-1	24625	Ft Ritchie	AMBER	GREEN	GREEN	GREEN	C-2
C-2	25690	Natick Res Dev & Eng Center	GREEN	AMBER	RED	GREEN	C-3
C-2	36205	Fort Drum	AMBER	AMBER	GREEN	GREEN	C-2
C-1	37225	Fort Bragg	GREEN	GREEN	GREEN	GREEN	C-1
C-1	39474	Ravenna AAP	GREEN	GREEN	GREEN	GREEN	C-1
C-1	40755	Fort Sill	GREEN	GREEN	GREEN	AMBER	C-3
C-2	42155	Carlisle Barracks	AMBER	GREEN	AMBER	GREEN	C-3
C-1	51105	Fort Belvoir	GREEN	GREEN	GREEN	GREEN	C-1
C-1	51215	Fort Eustis	GREEN	GREEN	GREEN	GREEN	C-1
C-1	51565	Radford AAP	GREEN	GREEN	AMBER	AMBER	C-3

19-Jul-95

Page 2 of 24

Appendix B Full Field test Data

TEST RESULTS - MEDIA C-RATING PERCENTAGES FOR EACH MEDIA AT ALL INSTALLATIONS

113

	TOTAL RATINGS	RATED BY MATRIX	MISSION DRIVEN	COMPL DRIVEN	DRIVEN BY COMBO
C-1s	40.00%	40.00%	0.00%	0.00%	0.00%
C-2s	30.00%	15.00%	15.00%	0.00%	0.00%
C-3s	25.00%	0.00%	5.00%	10.00%	10.00%
C-4s	5.00%	0.00%	0.00%	5.00%	0.00%
TOTAL	100.00%	55.00%	20.00%	15.00%	10.00%

Overall	Program	Environ	Mission	Compliance	
INSNO Installation	Perform	Condition	Impact		C-
Rate C-Rate					
01012 Anniston Army Depot	GREEN	GREEN	GREEN	GREEN	C-1
C-1 01202 Redstone Arsenal	AMBER	AMBER	AMBER	AMBER	C-3
C-2 02781 Fort Richardson	AMBER	AMBER	GREEN	GREEN	C-2
C-2 08005 Fort Carson	AMBER	AMBER	GREEN	GREEN	C-2
C-2 13025 Fort Benning	AMBER	AMBER	GREEN	AMBER	C-3
C-2 13055 Fort Gordon	AMBER	GREEN	GREEN	GREEN	C-2
C-1 13305 Fort Stewart	AMBER	AMBER	AMBER	AMBER	C-3
C-2 15815 Schofield Barracks	AMBER	GREEN	GREEN	AMBER	C-3
C-3 21145 Fort Campbell	GREEN	AMBER	GREEN	GREEN	C-1
C-1 24015 Aberdeen Proving Ground	GREEN	GREEN	AMBER	GREEN	C-2
C-1 24225 Fort Detrick	N/A	N/A	N/A	N/A	
24625 Ft Ritchie	GREEN	GREEN	GREEN	GREEN	C-1
C-1 25690 Natick Res Dev & Eng Center	GREEN	GREEN	GREEN	GREEN	C-1
C-1 36205 Fort Drum	GREEN	GREEN	AMBER	GREEN	C-2
C-2 37225 Fort Bragg	GREEN	AMBER	GREEN	GREEN	C-1
C-1 39474 Ravenna AAP	AMBER	GREEN	AMBER	GREEN	C-3
C-2 40755 Fort Sill	GREEN	AMBER	AMBER	GREEN	C-2
C-1 42155 Carlisle Barracks	GREEN	GREEN	GREEN	GREEN	C-1
C-1 51105 Fort Belvoir	AMBER	AMBER	AMBER	RED	C-4
C-3 51215 Fort Eustis	GREEN	GREEN	GREEN	GREEN	C-1
C-1 51565 Radford AAP	GREEN	AMBER	GREEN	GREEN	C-1
C-1					

19-Jul-95

Page 3 of 24

Appendix B Full Field test Data

TEST RESULTS - MEDIA C-RATING PERCENTAGES FOR EACH MEDIA AT ALL INSTALLATIONS

114

	TOTAL RATINGS	RATED BY MATRIX	MISSION DRIVEN	COMPL DRIVEN	DRIVEN BY COMBO
C-1s	47.62%	47.62%	0.00%	0.00%	0.00%
C-2s	33.33%	33.33%	0.00%	0.00%	0.00%
C-3s	14.29%	0.00%	0.00%	14.29%	0.00%
C-4s	4.76%	0.00%	4.76%	0.00%	0.00%
TOTAL	100.00%	80.95%	4.76%	14.29%	0.00%

Overall	INSNO	Installation	Program Perform	Environ Condition	Mission Impact	Compliance	C-
Rate C-Rate	01012	Anniston Army Depot	GREEN	GREEN	GREEN	GREEN	C-1
C-1	01202	Redstone Arsenal	AMBER	AMBER	GREEN	GREEN	C-2
C-1	02781	Fort Richardson	GREEN	GREEN	GREEN	GREEN	C-1
C-1	08005	Fort Carson	AMBER	GREEN	GREEN	GREEN	C-2
C-2	13025	Fort Benning	AMBER	RED	AMBER	AMBER	C-4
C-1	13055	Fort Gordon	GREEN	AMBER	GREEN	GREEN	C-1
C-1	13305	Fort Stewart	AMBER	AMBER	GREEN	GREEN	C-2
C-3	15815	Schofield Barracks	AMBER	AMBER	GREEN	AMBER	C-3
C-2	21145	Fort Campbell	AMBER	AMBER	GREEN	AMBER	C-3
C-1	24015	Aberdeen Proving Ground	GREEN	GREEN	GREEN	GREEN	C-1
C-1	24225	Fort Detrick	GREEN	GREEN	GREEN	GREEN	C-1
C-1	24625	Ft Ritchie	AMBER	GREEN	GREEN	GREEN	C-2
C-1	25690	Natick Res Dev & Eng Center	GREEN	GREEN	GREEN	GREEN	C-1
C-1	36205	Fort Drum	N/A	GREEN	N/A	N/A	C-1
C-2	37225	Fort Bragg	GREEN	AMBER	GREEN	AMBER	C-3
C-1	39474	Ravenna AAP	GREEN	GREEN	GREEN	GREEN	C-1
C-1	40755	Fort Sill	GREEN	AMBER	GREEN	GREEN	C-1
C-1	42155	Carlisle Barracks	AMBER	AMBER	GREEN	GREEN	C-2
C-1	51105	Fort Belvoir	GREEN	GREEN	GREEN	GREEN	C-1
C-1	51215	Fort Eustis	AMBER	GREEN	GREEN	GREEN	C-2
C-1	51565	Radford AAP	AMBER	AMBER	GREEN	GREEN	C-2

19-Jul-95

Page 4 of 24

Appendix B Full Field test Data

TEST RESULTS - MEDIA C-RATING PERCENTAGES FOR EACH MEDIA AT ALL INSTALLATIONS

115

	TOTAL RATINGS	RATED BY MATRIX	MISSION DRIVEN	COMPL DRIVEN	DRIVEN BY COMBO
C-1s	47.62%	47.62%	0.00%	0.00%	0.00%
C-2s	4.76%	0.00%	4.76%	0.00%	0.00%
C-3s	42.86%	0.00%	0.00%	38.10%	4.76%
C-4s	4.76%	0.00%	0.00%	4.76%	0.00%
TOTAL	100.00%	47.62%	4.76%	42.86%	4.76%

Overall	INSNO	Installation	Program Perform	Environ Condition	Mission Impact	Compliance	C-
Rate C-Rate	01012	Anniston Army Depot	GREEN	AMBER	GREEN	GREEN	C-1
C-1	01202	Redstone Arsenal	AMBER	AMBER	GREEN	AMBER	C-3
C-1	02781	Fort Richardson	GREEN	GREEN	GREEN	GREEN	C-1
C-1	08005	Fort Carson	AMBER	AMBER	GREEN	AMBER	C-3
C-1	13025	Fort Benning	GREEN	AMBER	GREEN	AMBER	C-3
C-2	13055	Fort Gordon	GREEN	GREEN	GREEN	AMBER	C-3
C-1	13305	Fort Stewart	AMBER	AMBER	GREEN	AMBER	C-3
C-1	15815	Schofield Barracks	GREEN	AMBER	GREEN	AMBER	C-3
C-2	21145	Fort Campbell	AMBER	AMBER	GREEN	AMBER	C-3
C-1	24015	Aberdeen Proving Ground	AMBER	AMBER	GREEN	AMBER	C-3
C-1	24225	Fort Detrick	GREEN	GREEN	GREEN	GREEN	C-1
C-1	24625	Ft Ritchie	GREEN	GREEN	GREEN	GREEN	C-1
C-1	25690	Natick Res Dev & Eng Center	GREEN	AMBER	GREEN	GREEN	C-1
C-1	36205	Fort Drum	GREEN	GREEN	GREEN	GREEN	C-1
C-1	37225	Fort Bragg	GREEN	RED	GREEN	RED	C-4
C-3	39474	Ravenna AAP	GREEN	GREEN	GREEN	GREEN	C-1
C-1	40755	Fort Sill	GREEN	GREEN	AMBER	GREEN	C-2
C-1	42155	Carlisle Barracks	GREEN	GREEN	GREEN	GREEN	C-1
C-1	51105	Fort Belvoir	AMBER	AMBER	AMBER	AMBER	C-3
C-3	51215	Fort Eustis	GREEN	GREEN	GREEN	GREEN	C-1
C-1	51565	Radford AAP	GREEN	AMBER	GREEN	GREEN	C-1
C-1							

19-Jul-95

Page 5 of 24

Appendix B Full Field test Data

TEST RESULTS - MEDIA C-RATING PERCENTAGES FOR EACH MEDIA AT ALL INSTALLATIONS

116

	TOTAL RATINGS	RATED BY MATRIX	MISSION DRIVEN	COMPL DRIVEN	DRIVEN BY COMBO
C-1s	42.86%	42.86%	0.00%	0.00%	0.00%
C-2s	28.57%	14.29%	14.29%	0.00%	0.00%
C-3s	28.57%	0.00%	0.00%	14.29%	14.29%
C-4s	0.00%	0.00%	0.00%	0.00%	0.00%
TOTAL	100.00%	57.14%	14.29%	14.29%	14.29%

Overall	Program	Environ	Mission	Compliance	
INSNO Installation	Perform	Condition	Impact		C-
Rate C-Rate					
C-1 01012 Anniston Army Depot	GREEN	GREEN	GREEN	GREEN	C-1
C-2 01202 Redstone Arsenal	AMBER	RED	GREEN	AMBER	C-3
C-2 02781 Fort Richardson	AMBER	AMBER	GREEN	GREEN	C-2
C-2 08005 Fort Carson	AMBER	AMBER	GREEN	GREEN	C-2
C-2 13025 Fort Benning	AMBER	AMBER	GREEN	AMBER	C-3
C-1 13055 Fort Gordon	GREEN	AMBER	GREEN	GREEN	C-1
C-2 13305 Fort Stewart	AMBER	RED	GREEN	AMBER	C-3
C-2 15815 Schofield Barracks	GREEN	RED	GREEN	GREEN	C-2
C-1 21145 Fort Campbell	GREEN	AMBER	GREEN	GREEN	C-1
C-1 24015 Aberdeen Proving Ground	GREEN	AMBER	AMBER	GREEN	C-2
C-1 24225 Fort Detrick	AMBER	GREEN	GREEN	AMBER	C-3
C-1 24625 Ft Ritchie	GREEN	GREEN	GREEN	GREEN	C-1
C-1 25690 Natick Res Dev & Eng Center	GREEN	AMBER	GREEN	GREEN	C-1
C-1 36205 Fort Drum	GREEN	AMBER	GREEN	GREEN	C-1
C-2 37225 Fort Bragg	AMBER	AMBER	GREEN	AMBER	C-3
C-1 39474 Ravenna AAP	GREEN	GREEN	GREEN	GREEN	C-1
C-1 40755 Fort Sill	GREEN	GREEN	AMBER	GREEN	C-2
C-2 42155 Carlisle Barracks	GREEN	AMBER	AMBER	GREEN	C-2
C-1 51105 Fort Belvoir	GREEN	AMBER	GREEN	GREEN	C-1
C-1 51215 Fort Eustis	GREEN	AMBER	GREEN	GREEN	C-1
C-2 51565 Radford AAP	AMBER	AMBER	AMBER	AMBER	C-3

19-Jul-95

Page 6 of 24

Appendix B Full Field test Data

TEST RESULTS - MEDIA C-RATING PERCENTAGES FOR EACH MEDIA AT ALL INSTALLATIONS

117

	TOTAL RATINGS	RATED BY MATRIX	MISSION DRIVEN	COMPL DRIVEN	DRIVEN BY COMBO
C-1s	71.43%	71.43%	0.00%	0.00%	0.00%
C-2s	14.29%	14.29%	0.00%	0.00%	0.00%
C-3s	14.29%	0.00%	0.00%	9.52%	4.76%
C-4s	0.00%	0.00%	0.00%	0.00%	0.00%
TOTAL	100.00%	85.71%	0.00%	9.52%	4.76%

Overall	Program	Environ	Mission	Compliance	
INSNO Installation	Perform	Condition	Impact		C-
Rate C-Rate					
01012 Anniston Army Depot	GREEN	GREEN	GREEN	GREEN	C-1
C-1 01202 Redstone Arsenal	GREEN	GREEN	GREEN	GREEN	C-1
C-1 02781 Fort Richardson	AMBER	AMBER	GREEN	GREEN	C-2
C-2 08005 Fort Carson	GREEN	GREEN	GREEN	GREEN	C-1
C-1 13025 Fort Benning	GREEN	GREEN	GREEN	GREEN	C-1
C-1 13055 Fort Gordon	GREEN	GREEN	GREEN	GREEN	C-1
C-1 13305 Fort Stewart	GREEN	GREEN	GREEN	GREEN	C-1
C-1 15815 Schofield Barracks	GREEN	AMBER	GREEN	GREEN	C-1
C-1 21145 Fort Campbell	AMBER	RED	GREEN	AMBER	C-3
C-1 24015 Aberdeen Proving Ground	AMBER	GREEN	GREEN	N/A	C-2
C-1 24225 Fort Detrick	AMBER	AMBER	GREEN	GREEN	C-2
C-1 24625 Ft Ritchie	GREEN	GREEN	GREEN	GREEN	C-1
C-1 25690 Natick Res Dev & Eng Center	GREEN	GREEN	GREEN	GREEN	C-1
C-1 36205 Fort Drum	GREEN	GREEN	GREEN	GREEN	C-1
C-1 37225 Fort Bragg	GREEN	GREEN	GREEN	GREEN	C-1
C-1 39474 Ravenna AAP	GREEN	GREEN	GREEN	GREEN	C-1
C-1 40755 Fort Sill	GREEN	GREEN	GREEN	GREEN	C-1
C-1 42155 Carlisle Barracks	GREEN	GREEN	GREEN	AMBER	C-3
C-2 51105 Fort Belvoir	GREEN	GREEN	GREEN	GREEN	C-1
C-1 51215 Fort Eustis	GREEN	GREEN	GREEN	AMBER	C-3
C-1 51565 Radford AAP	GREEN	GREEN	GREEN	GREEN	C-1
C-1					

19-Jul-95

Page 7 of 24

Appendix B Full Field test Data

TEST RESULTS - MEDIA C-RATING PERCENTAGES FOR EACH MEDIA AT ALL INSTALLATIONS

118

	TOTAL RATINGS	RATED BY MATRIX	MISSION DRIVEN	COMPL DRIVEN	DRIVEN BY COMBO
C-1s	23.81%	23.81%	0.00%	0.00%	0.00%
C-2s	42.86%	42.86%	0.00%	0.00%	0.00%
C-3s	33.33%	0.00%	9.52%	14.29%	9.52%
C-4s	0.00%	0.00%	0.00%	0.00%	0.00%
TOTAL	100.00%	66.67%	9.52%	14.29%	9.52%

Overall	INSNO	Installation	Program Perform	Environ Condition	Mission Impact	Compliance	C-
Rate C-Rate	01012	Anniston Army Depot	GREEN	GREEN	GREEN	GREEN	C-1
C-1	01202	Redstone Arsenal	AMBER	GREEN	GREEN	GREEN	C-2
C-1	02781	Fort Richardson	AMBER	AMBER	GREEN	GREEN	C-2
C-2	08005	Fort Carson	AMBER	GREEN	N/A	AMBER	C-3
C-2	13025	Fort Benning	GREEN	GREEN	GREEN	GREEN	C-1
C-1	13055	Fort Gordon	AMBER	AMBER	GREEN	AMBER	C-3
C-1	13305	Fort Stewart	AMBER	GREEN	GREEN	GREEN	C-2
C-1	15815	Schofield Barracks	AMBER	AMBER	AMBER	AMBER	C-3
C-3	21145	Fort Campbell	AMBER	AMBER	GREEN	GREEN	C-2
C-1	24015	Aberdeen Proving Ground	GREEN	AMBER	N/A	GREEN	C-1
C-1	24225	Fort Detrick	AMBER	AMBER	AMBER	GREEN	C-3
C-2	24625	Ft Ritchie	AMBER	GREEN	GREEN	GREEN	C-2
C-1	25690	Natick Res Dev & Eng Center	AMBER	GREEN	GREEN	GREEN	C-2
C-2	36205	Fort Drum	GREEN	GREEN	GREEN	GREEN	C-1
C-1	37225	Fort Bragg	AMBER	AMBER	GREEN	GREEN	C-2
C-2	39474	Ravenna AAP	AMBER	GREEN	GREEN	GREEN	C-2
C-2	40755	Fort Sill	AMBER	GREEN	GREEN	GREEN	C-2
C-1	42155	Carlisle Barracks	AMBER	AMBER	AMBER	AMBER	C-3
C-2	51105	Fort Belvoir	RED	GREEN	GREEN	AMBER	C-3
C-3	51215	Fort Eustis	AMBER	GREEN	AMBER	GREEN	C-3
C-1	51565	Radford AAP	GREEN	GREEN	GREEN	GREEN	C-1
C-1							

19-Jul-95

Page 8 of 24

Appendix B Full Field test Data

TEST RESULTS - MEDIA C-RATING PERCENTAGES FOR EACH MEDIA AT ALL INSTALLATIONS

119

	TOTAL RATINGS	RATED BY MATRIX	MISSION DRIVEN	COMPL DRIVEN	DRIVEN BY COMBO
C-1s	52.38%	52.38%	0.00%	0.00%	0.00%
C-2s	14.29%	4.76%	9.52%	0.00%	0.00%
C-3s	33.33%	0.00%	0.00%	28.57%	4.76%
C-4s	0.00%	0.00%	0.00%	0.00%	0.00%
TOTAL	100.00%	57.14%	9.52%	28.57%	4.76%

Overall	Program	Environ	Mission	Compliance			
INSNO	Perform	Condition	Impact		C-		
Rate C-Rate							
01012	Anniston Army Depot	GREEN	AMBER	GREEN	GREEN	C-1	
C-1	01202	Redstone Arsenal	GREEN	AMBER	GREEN	GREEN	C-1
C-1	02781	Fort Richardson	GREEN	GREEN	GREEN	GREEN	C-1
C-1	08005	Fort Carson	AMBER	AMBER	GREEN	AMBER	C-3
C-1	13025	Fort Benning	GREEN	AMBER	GREEN	GREEN	C-1
C-1	13055	Fort Gordon	AMBER	GREEN	GREEN	GREEN	C-2
C-1	13305	Fort Stewart	GREEN	AMBER	GREEN	GREEN	C-1
C-1	15815	Schofield Barracks	GREEN	AMBER	GREEN	AMBER	C-3
C-2	21145	Fort Campbell	GREEN	AMBER	GREEN	GREEN	C-1
C-1	24015	Aberdeen Proving Ground	GREEN	AMBER	GREEN	AMBER	C-3
C-1	24225	Fort Detrick	GREEN	GREEN	GREEN	GREEN	C-1
C-1	24625	Ft Ritchie	GREEN	GREEN	GREEN	GREEN	C-1
C-1	25690	Natick Res Dev & Eng Center	GREEN	AMBER	AMBER	AMBER	C-3
C-2	36205	Fort Drum	GREEN	GREEN	GREEN	GREEN	C-1
C-1	37225	Fort Bragg	GREEN	AMBER	AMBER	GREEN	C-2
C-2	39474	Ravenna AAP	GREEN	GREEN	AMBER	GREEN	C-2
C-2	40755	Fort Sill	GREEN	GREEN	GREEN	AMBER	C-3
C-1	42155	Carlisle Barracks	GREEN	GREEN	GREEN	GREEN	C-1
C-1	51105	Fort Belvoir	AMBER	AMBER	GREEN	AMBER	C-3
C-3	51215	Fort Eustis	GREEN	AMBER	GREEN	GREEN	C-1
C-1	51565	Radford AAP	GREEN	GREEN	RED	AMBER	C-3
C-1							

19-Jul-95

Page 9 of 24

Appendix B Full Field test Data

TEST RESULTS - MEDIA C-RATING PERCENTAGES FOR EACH MEDIA AT ALL INSTALLATIONS

120

	TOTAL RATINGS	RATED BY MATRIX	MISSION DRIVEN	COMPL DRIVEN	DRIVEN BY COMBO
C-1s	42.86%	42.86%	0.00%	0.00%	0.00%
C-2s	23.81%	9.52%	14.29%	0.00%	0.00%
C-3s	33.33%	4.76%	4.76%	9.52%	14.29%
C-4s	0.00%	0.00%	0.00%	0.00%	0.00%
TOTAL	100.00%	57.14%	19.05%	9.52%	14.29%

Overall	INSNO	Installation	Program	Environ	Mission	Compliance	
Rate	C-Rate		Perform	Condition	Impact		C-
C-1	01012	Anniston Army Depot	GREEN	GREEN	GREEN	GREEN	C-1
C-2	01202	Redstone Arsenal	AMBER	AMBER	AMBER	AMBER	C-3
C-1	02781	Fort Richardson	GREEN	GREEN	GREEN	GREEN	C-1
C-1	08005	Fort Carson	AMBER	GREEN	GREEN	GREEN	C-2
C-2	13025	Fort Benning	GREEN	GREEN	GREEN	AMBER	C-3
C-1	13055	Fort Gordon	GREEN	GREEN	GREEN	GREEN	C-1
C-2	13305	Fort Stewart	AMBER	AMBER	AMBER	AMBER	C-3
C-3	15815	Schofield Barracks	AMBER	AMBER	AMBER	AMBER	C-3
C-1	21145	Fort Campbell	GREEN	AMBER	GREEN	GREEN	C-1
C-1	24015	Aberdeen Proving Ground	AMBER	RED	GREEN	GREEN	C-3
C-1	24225	Fort Detrick	AMBER	GREEN	GREEN	GREEN	C-2
C-1	24625	Ft Ritchie	GREEN	GREEN	GREEN	GREEN	C-1
C-1	25690	Natick Res Dev & Eng Center	GREEN	GREEN	AMBER	GREEN	C-2
C-1	36205	Fort Drum	GREEN	GREEN	GREEN	GREEN	C-1
C-2	37225	Fort Bragg	AMBER	AMBER	GREEN	AMBER	C-3
C-2	39474	Ravenna AAP	GREEN	N/A	AMBER	GREEN	C-2
C-1	40755	Fort Sill	GREEN	GREEN	GREEN	GREEN	C-1
C-2	42155	Carlisle Barracks	GREEN	GREEN	GREEN	GREEN	C-1
C-2	51105	Fort Belvoir	GREEN	RED	AMBER	N/A	C-3
C-1	51215	Fort Eustis	GREEN	GREEN	GREEN	GREEN	C-1
C-1	51565	Radford AAP	GREEN	GREEN	AMBER	GREEN	C-2

19-Jul-95

Page 10 of 24

Appendix B Full Field test Data

TEST RESULTS - MEDIA C-RATING PERCENTAGES FOR EACH MEDIA AT ALL INSTALLATIONS

121

	TOTAL RATINGS	RATED BY MATRIX	MISSION DRIVEN	COMPL DRIVEN	DRIVEN BY COMBO
C-1s	66.67%	66.67%	0.00%	0.00%	0.00%
C-2s	4.76%	0.00%	4.76%	0.00%	0.00%
C-3s	28.57%	0.00%	0.00%	28.57%	0.00%
C-4s	0.00%	0.00%	0.00%	0.00%	0.00%
TOTAL	100.00%	66.67%	4.76%	28.57%	0.00%

Overall	Program	Environ	Mission	Compliance			
INSNO	Perform	Condition	Impact		C-		
Rate C-Rate							
01012	Anniston Army Depot	GREEN	GREEN	GREEN	GREEN	C-1	
C-1	01202	Redstone Arsenal	GREEN	GREEN	GREEN	AMBER	C-3
C-2	02781	Fort Richardson	GREEN	GREEN	GREEN	GREEN	C-1
C-1	08005	Fort Carson	GREEN	GREEN	GREEN	GREEN	C-1
C-1	13025	Fort Benning	RED	GREEN	GREEN	AMBER	C-3
C-2	13055	Fort Gordon	GREEN	GREEN	GREEN	GREEN	C-1
C-1	13305	Fort Stewart	GREEN	GREEN	GREEN	AMBER	C-3
C-2	15815	Schofield Barracks	GREEN	GREEN	AMBER	GREEN	C-2
C-1	21145	Fort Campbell	AMBER	GREEN	GREEN	AMBER	C-3
C-2	24015	Aberdeen Proving Ground	AMBER	AMBER	GREEN	AMBER	C-3
C-1	24225	Fort Detrick	GREEN	GREEN	GREEN	GREEN	C-1
C-1	24625	Ft Ritchie	GREEN	GREEN	GREEN	GREEN	C-1
C-1	25690	Natick Res Dev & Eng Center	GREEN	GREEN	GREEN	GREEN	C-1
C-1	36205	Fort Drum	GREEN	GREEN	GREEN	GREEN	C-1
C-1	37225	Fort Bragg	GREEN	GREEN	GREEN	GREEN	C-1
C-1	39474	Ravenna AAP	GREEN	GREEN	GREEN	GREEN	C-1
C-1	40755	Fort Sill	GREEN	GREEN	GREEN	GREEN	C-1
C-1	42155	Carlisle Barracks	GREEN	GREEN	GREEN	GREEN	C-1
C-1	51105	Fort Belvoir	GREEN	GREEN	GREEN	AMBER	C-3
C-2	51215	Fort Eustis	GREEN	GREEN	GREEN	GREEN	C-1
C-1	51565	Radford AAP	GREEN	AMBER	GREEN	GREEN	C-1
C-1							

19-Jul-95

Page 11 of 24

Appendix B Full Field test Data

TEST RESULTS - MEDIA C-RATING PERCENTAGES FOR EACH MEDIA AT ALL INSTALLATIONS

122

	TOTAL RATINGS	RATED BY MATRIX	MISSION DRIVEN	COMPL DRIVEN	DRIVEN BY COMBO
C-1s	75.00%	75.00%	0.00%	0.00%	0.00%
C-2s	10.00%	5.00%	5.00%	0.00%	0.00%
C-3s	10.00%	0.00%	0.00%	10.00%	0.00%
C-4s	5.00%	0.00%	0.00%	5.00%	0.00%
TOTAL	100.00%	80.00%	5.00%	15.00%	0.00%

Overall	INSNO	Installation	Program Perform	Environ Condition	Mission Impact	Compliance	C-
Rate C-Rate	01012	Anniston Army Depot	GREEN	GREEN	GREEN	GREEN	C-1
C-1	01202	Redstone Arsenal	GREEN	AMBER	GREEN	GREEN	C-1
C-1	02781	Fort Richardson	GREEN	GREEN	GREEN	GREEN	C-1
C-1	08005	Fort Carson	GREEN	GREEN	N/A	GREEN	C-1
C-2	13025	Fort Benning	AMBER	AMBER	GREEN	RED	C-4
C-1	13055	Fort Gordon	GREEN	AMBER	GREEN	GREEN	C-1
C-1	13305	Fort Stewart	GREEN	AMBER	GREEN	GREEN	C-1
C-1	15815	Schofield Barracks	GREEN	GREEN	GREEN	GREEN	C-1
C-1	21145	Fort Campbell	GREEN	RED	GREEN	GREEN	C-2
C-1	24015	Aberdeen Proving Ground	GREEN	AMBER	GREEN	AMBER	C-3
C-1	24225	Fort Detrick	N/A	N/A	N/A	N/A	
C-1	24625	Ft Ritchie	GREEN	GREEN	GREEN	GREEN	C-1
C-1	25690	Natick Res Dev & Eng Center	GREEN	GREEN	GREEN	GREEN	C-1
C-1	36205	Fort Drum	GREEN	AMBER	GREEN	GREEN	C-1
C-1	37225	Fort Bragg	GREEN	GREEN	GREEN	GREEN	C-1
C-1	39474	Ravenna AAP	GREEN	GREEN	GREEN	GREEN	C-1
C-1	40755	Fort Sill	GREEN	GREEN	GREEN	GREEN	C-1
C-2	42155	Carlisle Barracks	GREEN	AMBER	GREEN	GREEN	C-1
C-1	51105	Fort Belvoir	GREEN	AMBER	AMBER	GREEN	C-2
C-1	51215	Fort Eustis	AMBER	AMBER	GREEN	AMBER	C-3
C-1	51565	Radford AAP	GREEN	GREEN	GREEN	GREEN	C-1

19-Jul-95

Page 12 of 24

Appendix B Full Field test Data

TEST RESULTS - MEDIA C-RATING PERCENTAGES FOR EACH MEDIA AT ALL INSTALLATIONS

123

	TOTAL RATINGS	RATED BY MATRIX	MISSION DRIVEN	COMPL DRIVEN	DRIVEN BY COMBO
C-1s	28.57%	28.57%	0.00%	0.00%	0.00%
C-2s	23.81%	9.52%	14.29%	0.00%	0.00%
C-3s	38.10%	0.00%	4.76%	28.57%	4.76%
C-4s	9.52%	0.00%	0.00%	0.00%	9.52%
TOTAL	100.00%	38.10%	19.05%	28.57%	14.29%

Overall	Program	Environ	Mission	Compliance	
INSNO Installation	Perform	Condition	Impact		C-
Rate C-Rate					
01012 Anniston Army Depot	GREEN	GREEN	GREEN	GREEN	C-1
C-1 01202 Redstone Arsenal	RED	RED	AMBER	RED	C-4
C-2 02781 Fort Richardson	AMBER	AMBER	GREEN	AMBER	C-3
C-1 08005 Fort Carson	GREEN	GREEN	AMBER	GREEN	C-2
C-1 13025 Fort Benning	GREEN	GREEN	GREEN	AMBER	C-3
C-2 13055 Fort Gordon	AMBER	GREEN	GREEN	AMBER	C-3
C-1 13305 Fort Stewart	RED	RED	AMBER	RED	C-4
C-2 15815 Schofield Barracks	GREEN	GREEN	GREEN	GREEN	C-1
C-1 21145 Fort Campbell	AMBER	AMBER	GREEN	AMBER	C-3
C-1 24015 Aberdeen Proving Ground	AMBER	AMBER	GREEN	GREEN	C-2
C-2 24225 Fort Detrick	AMBER	GREEN	GREEN	GREEN	C-2
C-1 24625 Ft Ritchie	GREEN	GREEN	GREEN	GREEN	C-1
C-1 25690 Natick Res Dev & Eng Center	GREEN	GREEN	AMBER	GREEN	C-2
C-1 36205 Fort Drum	GREEN	GREEN	GREEN	GREEN	C-1
C-1 37225 Fort Bragg	GREEN	GREEN	GREEN	AMBER	C-3
C-1 39474 Ravenna AAP	AMBER	AMBER	AMBER	AMBER	C-3
C-2 40755 Fort Sill	AMBER	GREEN	AMBER	GREEN	C-3
C-1 42155 Carlisle Barracks	GREEN	GREEN	GREEN	GREEN	C-1
C-1 51105 Fort Belvoir	GREEN	GREEN	GREEN	GREEN	C-1
C-1 51215 Fort Eustis	GREEN	GREEN	GREEN	AMBER	C-3
C-1 51565 Radford AAP	GREEN	GREEN	AMBER	GREEN	C-2
C-1					

19-Jul-95

Page 13 of 24

Appendix B Full Field test Data

TEST RESULTS - MEDIA C-RATING PERCENTAGES FOR EACH MEDIA AT ALL INSTALLATIONS

211

	TOTAL RATINGS	RATED BY MATRIX	MISSION DRIVEN	COMPL DRIVEN	DRIVEN BY COMBO
C-1s	25.00%	25.00%	0.00%	0.00%	0.00%
C-2s	15.00%	10.00%	5.00%	0.00%	0.00%
C-3s	55.00%	0.00%	0.00%	40.00%	15.00%
C-4s	5.00%	0.00%	5.00%	0.00%	0.00%
TOTAL	100.00%	35.00%	10.00%	40.00%	15.00%

Overall	INSNO	Installation	Program Perform	Environ Condition	Mission Impact	Compliance	C-
Rate C-Rate	01012	Anniston Army Depot	GREEN	GREEN	GREEN	GREEN	C-1
C-1	01202	Redstone Arsenal	AMBER	AMBER	AMBER	AMBER	C-3
C-2	02781	Fort Richardson	AMBER	AMBER	GREEN	AMBER	C-3
C-1	08005	Fort Carson	GREEN	GREEN	AMBER	GREEN	C-2
C-1	13025	Fort Benning	AMBER	AMBER	GREEN	AMBER	C-3
C-2	13055	Fort Gordon	AMBER	RED	AMBER	AMBER	C-4
C-1	13305	Fort Stewart	AMBER	AMBER	AMBER	AMBER	C-3
C-2	15815	Schofield Barracks	AMBER	AMBER	GREEN	AMBER	C-3
C-2	21145	Fort Campbell	AMBER	GREEN	GREEN	GREEN	C-2
C-1	24015	Aberdeen Proving Ground	GREEN	GREEN	GREEN	GREEN	C-1
C-1	24225	Fort Detrick	AMBER	GREEN	GREEN	GREEN	C-2
C-1	24625	Ft Ritchie	GREEN	GREEN	GREEN	GREEN	C-1
C-1	25690	Natick Res Dev & Eng Center	GREEN	GREEN	GREEN	GREEN	C-1
C-1	36205	Fort Drum	GREEN	GREEN	GREEN	AMBER	C-3
C-1	37225	Fort Bragg	AMBER	AMBER	GREEN	AMBER	C-3
C-2	39474	Ravenna AAP	GREEN	AMBER	GREEN	AMBER	C-3
C-1	40755	Fort Sill	GREEN	GREEN	GREEN	GREEN	C-1
C-1	42155	Carlisle Barracks	N/A	N/A	GREEN	N/A	
C-1	51105	Fort Belvoir	AMBER	AMBER	GREEN	AMBER	C-3
C-3	51215	Fort Eustis	AMBER	AMBER	AMBER	AMBER	C-3
C-1	51565	Radford AAP	AMBER	AMBER	GREEN	AMBER	C-3
C-1							

19-Jul-95

Page 14 of 24

Appendix B Full Field test Data

TEST RESULTS - MEDIA C-RATING PERCENTAGES FOR EACH MEDIA AT ALL INSTALLATIONS

212

	TOTAL RATINGS	RATED BY MATRIX	MISSION DRIVEN	COMPL DRIVEN	DRIVEN BY COMBO
C-1s	23.81%	23.81%	0.00%	0.00%	0.00%
C-2s	52.38%	14.29%	38.10%	0.00%	0.00%
C-3s	19.05%	0.00%	0.00%	9.52%	9.52%
C-4s	4.76%	0.00%	4.76%	0.00%	0.00%
TOTAL	100.00%	38.10%	42.86%	9.52%	9.52%

Overall	INSNO	Installation	Program Perform	Environ Condition	Mission Impact	Compliance	C-
Rate C-Rate	01012	Anniston Army Depot	GREEN	GREEN	GREEN	GREEN	C-1
C-1	01202	Redstone Arsenal	GREEN	GREEN	AMBER	GREEN	C-2
C-1	02781	Fort Richardson	AMBER	AMBER	GREEN	AMBER	C-3
C-1	08005	Fort Carson	GREEN	GREEN	AMBER	GREEN	C-2
C-1	13025	Fort Benning	RED	RED	AMBER	AMBER	C-4
C-2	13055	Fort Gordon	AMBER	AMBER	GREEN	GREEN	C-2
C-1	13305	Fort Stewart	GREEN	GREEN	AMBER	GREEN	C-2
C-1	15815	Schofield Barracks	RED	RED	GREEN	AMBER	C-3
C-2	21145	Fort Campbell	AMBER	RED	GREEN	AMBER	C-3
C-1	24015	Aberdeen Proving Ground	GREEN	AMBER	AMBER	GREEN	C-2
C-2	24225	Fort Detrick	GREEN	GREEN	GREEN	GREEN	C-1
C-1	24625	Ft Ritchie	GREEN	GREEN	GREEN	GREEN	C-1
C-1	25690	Natick Res Dev & Eng Center	AMBER	GREEN	GREEN	GREEN	C-2
C-1	36205	Fort Drum	GREEN	AMBER	AMBER	GREEN	C-2
C-2	37225	Fort Bragg	GREEN	AMBER	AMBER	GREEN	C-2
C-3	39474	Ravenna AAP	GREEN	GREEN	AMBER	GREEN	C-2
C-2	40755	Fort Sill	GREEN	GREEN	GREEN	GREEN	C-1
C-1	42155	Carlisle Barracks	GREEN	GREEN	GREEN	GREEN	C-1
C-1	51105	Fort Belvoir	AMBER	AMBER	GREEN	AMBER	C-3
C-2	51215	Fort Eustis	GREEN	GREEN	AMBER	GREEN	C-2
C-1	51565	Radford AAP	AMBER	AMBER	GREEN	GREEN	C-2
C-1							

19-Jul-95

Page 15 of 24

Appendix B Full Field test Data

TEST RESULTS - MEDIA C-RATING PERCENTAGES FOR EACH MEDIA AT ALL INSTALLATIONS

213

	TOTAL RATINGS	RATED BY MATRIX	MISSION DRIVEN	COMPL DRIVEN	DRIVEN BY COMBO
C-1s	31.25%	31.25%	0.00%	0.00%	0.00%
C-2s	18.75%	18.75%	0.00%	0.00%	0.00%
C-3s	25.00%	0.00%	6.25%	12.50%	6.25%
C-4s	25.00%	0.00%	0.00%	25.00%	0.00%
TOTAL	100.00%	50.00%	6.25%	37.50%	6.25%

Overall	Program	Environ	Mission	Compliance	
.INSNO Installation	Perform	Condition	Impact		C-
Rate C-Rate					
01012 Anniston Army Depot	GREEN	GREEN	GREEN	GREEN	C-1
01202 Redstone Arsenal	AMBER	GREEN	GREEN	GREEN	C-2
02781 Fort Richardson	GREEN	AMBER	GREEN	AMBER	C-3
08005 Fort Carson	GREEN	GREEN	GREEN	GREEN	C-1
13025 Fort Benning	AMBER	AMBER	AMBER	RED	C-4
13055 Fort Gordon	GREEN	GREEN	GREEN	AMBER	C-3
13305 Fort Stewart	AMBER	GREEN	GREEN	GREEN	C-2
15815 Schofield Barracks	AMBER	AMBER	AMBER	AMBER	C-3
21145 Fort Campbell	AMBER	AMBER	GREEN	N/A	C-2
24015 Aberdeen Proving Ground	AMBER	GREEN	GREEN	RED	C-4
24225 Fort Detrick	N/A	N/A	N/A	N/A	
24625 Ft Ritchie	N/A	N/A	N/A	N/A	
25690 Natick Res Dev & Eng Center	GREEN	GREEN	GREEN	GREEN	C-1
36205 Fort Drum	GREEN	GREEN	GREEN	GREEN	C-1
37225 Fort Bragg	GREEN	RED	GREEN	RED	C-4
39474 Ravenna AAP	N/A	N/A	N/A	N/A	
40755 Fort Sill	GREEN	GREEN	GREEN	GREEN	C-1
42155 Carlisle Barracks	N/A	N/A	N/A	N/A	
51105 Fort Belvoir	AMBER	AMBER	GREEN	RED	C-4
51215 Fort Eustis	AMBER	AMBER	AMBER	GREEN	C-3
51565 Radford AAP	N/A	N/A	N/A	N/A	

19-Jul-95

Page 16 of 24

Appendix B Full Field test Data

TEST RESULTS - MEDIA C-RATING PERCENTAGES FOR EACH MEDIA AT ALL INSTALLATIONS

214

	TOTAL RATINGS	RATED BY MATRIX	MISSION DRIVEN	COMPL DRIVEN	DRIVEN BY COMBO
C-1s	45.00%	45.00%	0.00%	0.00%	0.00%
C-2s	35.00%	10.00%	25.00%	0.00%	0.00%
C-3s	10.00%	0.00%	0.00%	10.00%	0.00%
C-4s	10.00%	0.00%	10.00%	0.00%	0.00%
TOTAL	100.00%	55.00%	35.00%	10.00%	0.00%

Overall	INSNO	Installation	Program Perform	Environ Condition	Mission Impact	Compliance	C-
Rate C-Rate	01012	Anniston Army Depot	GREEN	GREEN	GREEN	GREEN	C-1
C-1	01202	Redstone Arsenal	GREEN	AMBER	AMBER	GREEN	C-2
C-1	02781	Fort Richardson	GREEN	GREEN	GREEN	GREEN	C-1
C-1	08005	Fort Carson	GREEN	GREEN	GREEN	GREEN	C-1
C-1	13025	Fort Benning	AMBER	AMBER	RED	AMBER	C-4
C-2	13055	Fort Gordon	GREEN	GREEN	AMBER	GREEN	C-2
C-1	13305	Fort Stewart	GREEN	AMBER	AMBER	GREEN	C-2
C-1	15815	Schofield Barracks	GREEN	AMBER	AMBER	GREEN	C-2
C-2	21145	Fort Campbell	RED	GREEN	GREEN	GREEN	C-2
C-1	24015	Aberdeen Proving Ground	GREEN	GREEN	GREEN	GREEN	C-1
C-1	24225	Fort Detrick	N/A	N/A	N/A	N/A	
	24625	Ft Ritchie	GREEN	GREEN	GREEN	GREEN	C-1
C-1	25690	Natick Res Dev & Eng Center	GREEN	GREEN	GREEN	GREEN	C-1
C-1	36205	Fort Drum	GREEN	GREEN	GREEN	GREEN	C-1
C-1	37225	Fort Bragg	AMBER	AMBER	RED	AMBER	C-4
C-2	39474	Ravenna AAP	GREEN	AMBER	AMBER	GREEN	C-2
C-2	40755	Fort Sill	GREEN	GREEN	GREEN	GREEN	C-1
C-1	42155	Carlisle Barracks	GREEN	GREEN	GREEN	GREEN	C-1
C-1	51105	Fort Belvoir	AMBER	GREEN	GREEN	AMBER	C-3
C-2	51215	Fort Eustis	AMBER	GREEN	GREEN	AMBER	C-3
C-1	51565	Radford AAP	AMBER	GREEN	GREEN	GREEN	C-2
C-1							

19-Jul-95

Page 17 of 24

Appendix B Full Field test Data

TEST RESULTS - MEDIA C-RATING PERCENTAGES FOR EACH MEDIA AT ALL INSTALLATIONS

215

	TOTAL RATINGS	RATED BY MATRIX	MISSION DRIVEN	COMPL DRIVEN	DRIVEN BY COMBO
C-1s	23.81%	23.81%	0.00%	0.00%	0.00%
C-2s	9.52%	0.00%	9.52%	0.00%	0.00%
C-3s	57.14%	0.00%	0.00%	47.62%	9.52%
C-4s	9.52%	0.00%	0.00%	9.52%	0.00%
TOTAL	100.00%	23.81%	9.52%	57.14%	9.52%

Overall	INSNO	Installation	Program	Environ	Mission	Compliance	
Rate C-Rate			Perform	Condition	Impact		C-
C-1	01012	Anniston Army Depot	GREEN	GREEN	GREEN	GREEN	C-1
C-2	01202	Redstone Arsenal	AMBER	RED	GREEN	RED	C-4
C-1	02781	Fort Richardson	AMBER	AMBER	GREEN	AMBER	C-3
C-1	08005	Fort Carson	GREEN	GREEN	AMBER	GREEN	C-2
C-2	13025	Fort Benning	AMBER	GREEN	GREEN	AMBER	C-3
C-2	13055	Fort Gordon	GREEN	AMBER	GREEN	AMBER	C-3
C-1	13305	Fort Stewart	AMBER	RED	GREEN	RED	C-4
C-2	15815	Schofield Barracks	AMBER	AMBER	GREEN	AMBER	C-3
C-2	21145	Fort Campbell	AMBER	RED	GREEN	AMBER	C-3
C-2	24015	Aberdeen Proving Ground	AMBER	AMBER	GREEN	AMBER	C-3
C-2	24225	Fort Detrick	GREEN	GREEN	AMBER	GREEN	C-2
C-2	24625	Ft Ritchie	GREEN	GREEN	GREEN	GREEN	C-1
C-1	25690	Natick Res Dev & Eng Center	GREEN	GREEN	GREEN	GREEN	C-1
C-1	36205	Fort Drum	GREEN	GREEN	GREEN	GREEN	C-1
C-1	37225	Fort Bragg	GREEN	RED	GREEN	AMBER	C-3
C-3	39474	Ravenna AAP	AMBER	AMBER	AMBER	AMBER	C-3
C-2	40755	Fort Sill	GREEN	AMBER	AMBER	AMBER	C-3
C-1	42155	Carlisle Barracks	GREEN	GREEN	GREEN	AMBER	C-3
C-2	51105	Fort Belvoir	AMBER	GREEN	GREEN	AMBER	C-3
C-3	51215	Fort Eustis	GREEN	AMBER	GREEN	GREEN	C-1
C-1	51565	Radford AAP	AMBER	GREEN	GREEN	AMBER	C-3
C-2							

19-Jul-95

Page 18 of 24

Appendix B Full Field test Data

TEST RESULTS - MEDIA C-RATING PERCENTAGES FOR EACH MEDIA AT ALL INSTALLATIONS

216

	TOTAL RATINGS	RATED BY MATRIX	MISSION DRIVEN	COMPL DRIVEN	DRIVEN BY COMBO
C-1s	57.14%	57.14%	0.00%	0.00%	0.00%
C-2s	23.81%	9.52%	14.29%	0.00%	0.00%
C-3s	19.05%	0.00%	4.76%	4.76%	9.52%
C-4s	0.00%	0.00%	0.00%	0.00%	0.00%
TOTAL	100.00%	66.67%	19.05%	4.76%	9.52%

Overall	Program	Environ	Mission	Compliance		
INSNO	Perform	Condition	Impact	C-		
Installation						
Rate C-Rate						
01012	Anniston Army Depot	GREEN	N/A	GREEN	GREEN	C-1
C-1						
01202	Redstone Arsenal	GREEN	N/A	AMBER	GREEN	C-2
C-1						
02781	Fort Richardson	GREEN	N/A	GREEN	GREEN	C-1
C-1						
08005	Fort Carson	GREEN	N/A	AMBER	GREEN	C-2
C-1						
13025	Fort Benning	GREEN	N/A	GREEN	GREEN	C-1
C-1						
13055	Fort Gordon	GREEN	N/A	GREEN	GREEN	C-1
C-1						
13305	Fort Stewart	GREEN	N/A	AMBER	GREEN	C-2
C-1						
15815	Schofield Barracks	AMBER	N/A	AMBER	AMBER	C-3
C-2						
21145	Fort Campbell	AMBER	N/A	GREEN	GREEN	C-2
C-1						
24015	Aberdeen Proving Ground	GREEN	N/A	GREEN	GREEN	C-1
C-1						
24225	Fort Detrick	GREEN	N/A	GREEN	GREEN	C-1
C-1						
24625	Ft Ritchie	GREEN	N/A	GREEN	GREEN	C-1
C-1						
25690	Natick Res Dev & Eng Center	GREEN	N/A	GREEN	GREEN	C-1
C-1						
36205	Fort Drum	AMBER	N/A	AMBER	GREEN	C-3
C-2						
37225	Fort Bragg	AMBER	N/A	GREEN	AMBER	C-3
C-1						
39474	Ravenna AAP	GREEN	N/A	GREEN	GREEN	C-1
C-1						
40755	Fort Sill	AMBER	N/A	GREEN	GREEN	C-2
C-1						
42155	Carlisle Barracks	GREEN	N/A	GREEN	GREEN	C-1
C-1						
51105	Fort Belvoir	AMBER	N/A	AMBER	AMBER	C-3
C-3						
51215	Fort Eustis	GREEN	N/A	GREEN	GREEN	C-1
C-1						
51565	Radford AAP	GREEN	N/A	GREEN	GREEN	C-1
C-1						

19-Jul-95

Page 19 of 24

Appendix B Full Field test Data

TEST RESULTS - MEDIA C-RATING PERCENTAGES FOR EACH MEDIA AT ALL INSTALLATIONS

311

	TOTAL RATINGS	RATED BY MATRIX	MISSION DRIVEN	COMPL DRIVEN	DRIVEN BY COMBO
C-1s	42.11%	42.11%	0.00%	0.00%	0.00%
C-2s	42.11%	10.53%	31.58%	0.00%	0.00%
C-3s	10.53%	0.00%	5.26%	5.26%	0.00%
C-4s	5.26%	0.00%	0.00%	5.26%	0.00%
TOTAL	100.00%	52.63%	36.84%	10.53%	0.00%

Overall	Program	Environ	Mission	Compliance	
INSNO Installation	Perform	Condition	Impact		C-
Rate C-Rate					
C-1 01012 Anniston Army Depot	GREEN	AMBER	AMBER	GREEN	C-2
C-1 01202 Redstone Arsenal	GREEN	AMBER	AMBER	GREEN	C-2
C-1 02781 Fort Richardson	GREEN	AMBER	GREEN	GREEN	C-1
C-1 08005 Fort Carson	GREEN	GREEN	AMBER	GREEN	C-2
C-1 13025 Fort Benning	GREEN	GREEN	GREEN	GREEN	C-1
C-1 13055 Fort Gordon	GREEN	GREEN	GREEN	GREEN	C-1
C-1 13305 Fort Stewart	GREEN	AMBER	AMBER	GREEN	C-2
C-1 15815 Schofield Barracks	GREEN	AMBER	GREEN	GREEN	C-1
C-1 21145 Fort Campbell	GREEN	AMBER	GREEN	GREEN	C-1
C-1 24015 Aberdeen Proving Ground	GREEN	AMBER	AMBER	GREEN	C-2
C-1 24225 Fort Detrick	GREEN	AMBER	AMBER	GREEN	C-2
C-1 24625 Ft Ritchie	N/A	N/A	N/A	N/A	
C-1 25690 Natick Res Dev & Eng Center	GREEN	AMBER	GREEN	GREEN	C-1
C-1 36205 Fort Drum	GREEN	AMBER	GREEN	GREEN	C-1
C-1 37225 Fort Bragg	AMBER	GREEN	GREEN	GREEN	C-2
C-2 39474 Ravenna AAP	AMBER	AMBER	GREEN	AMBER	C-3
C-1 40755 Fort Sill	AMBER	AMBER	GREEN	GREEN	C-2
C-1 42155 Carlisle Barracks	N/A	N/A	N/A	N/A	
C-3 51105 Fort Belvoir	RED	GREEN	AMBER	GREEN	C-3
C-1 51215 Fort Eustis	GREEN	AMBER	GREEN	GREEN	C-1
C-2 51565 Radford AAP	AMBER	GREEN	GREEN	RED	C-4

19-Jul-95

Page 20 of 24

Appendix B Full Field test Data

TEST RESULTS - MEDIA C-RATING PERCENTAGES FOR EACH MEDIA AT ALL INSTALLATIONS

411

	TOTAL RATINGS	RATED BY MATRIX	MISSION DRIVEN	COMPL DRIVEN	DRIVEN BY COMBO
C-1s	57.14%	57.14%	0.00%	0.00%	0.00%
C-2s	14.29%	9.52%	4.76%	0.00%	0.00%
C-3s	28.57%	0.00%	4.76%	9.52%	14.29%
C-4s	0.00%	0.00%	0.00%	0.00%	0.00%
TOTAL	100.00%	66.67%	9.52%	9.52%	14.29%

Overall	INSNO	Installation	Program Perform	Environ Condition	Mission Impact	Compliance	C-
Rate C-Rate	01012	Anniston Army Depot	GREEN	GREEN	GREEN	GREEN	C-1
C-1	01202	Redstone Arsenal	GREEN	AMBER	GREEN	GREEN	C-1
C-1	02781	Fort Richardson	AMBER	RED	GREEN	AMBER	C-3
C-2	08005	Fort Carson	GREEN	GREEN	GREEN	GREEN	C-1
C-1	13025	Fort Benning	GREEN	GREEN	AMBER	GREEN	C-2
C-2	13055	Fort Gordon	GREEN	GREEN	GREEN	GREEN	C-1
C-1	13305	Fort Stewart	GREEN	AMBER	GREEN	GREEN	C-1
C-1	15815	Schofield Barracks	AMBER	AMBER	AMBER	GREEN	C-3
C-1	21145	Fort Campbell	AMBER	AMBER	GREEN	AMBER	C-3
C-2	24015	Aberdeen Proving Ground	GREEN	AMBER	GREEN	AMBER	C-3
C-1	24225	Fort Detrick	GREEN	GREEN	GREEN	GREEN	C-1
C-1	24625	Ft Ritchie	GREEN	GREEN	GREEN	GREEN	C-1
C-1	25690	Natick Res Dev & Eng Center	GREEN	GREEN	GREEN	GREEN	C-1
C-1	36205	Fort Drum	GREEN	GREEN	GREEN	GREEN	C-1
C-1	37225	Fort Bragg	AMBER	AMBER	GREEN	GREEN	C-2
C-2	39474	Ravenna AAP	GREEN	GREEN	GREEN	GREEN	C-1
C-1	40755	Fort Sill	GREEN	GREEN	GREEN	GREEN	C-1
C-1	42155	Carlisle Barracks	AMBER	GREEN	GREEN	GREEN	C-2
C-2	51105	Fort Belvoir	AMBER	AMBER	AMBER	AMBER	C-3
C-2	51215	Fort Eustis	GREEN	GREEN	GREEN	GREEN	C-1
C-1	51565	Radford AAP	AMBER	GREEN	AMBER	AMBER	C-3
C-1							

19-Jul-95

Page 21 of 24

Appendix B Full Field test Data

TEST RESULTS - MEDIA C-RATING PERCENTAGES FOR EACH MEDIA AT ALL INSTALLATIONS

412

	TOTAL RATINGS	RATED BY MATRIX	MISSION DRIVEN	COMPL DRIVEN	DRIVEN BY COMBO
C-1s	28.57%	28.57%	0.00%	0.00%	0.00%
C-2s	23.81%	14.29%	9.52%	0.00%	0.00%
C-3s	33.33%	0.00%	0.00%	9.52%	23.81%
C-4s	14.29%	0.00%	14.29%	0.00%	0.00%
TOTAL	100.00%	42.86%	23.81%	9.52%	23.81%

Overall	Program	Environ	Mission	Compliance	
INSNO Installation	Perform	Condition	Impact		C-
Rate C-Rate					
C-1 01012 Anniston Army Depot	GREEN	GREEN	GREEN	GREEN	C-1
C-1 01202 Redstone Arsenal	GREEN	GREEN	GREEN	GREEN	C-1
C-1 02781 Fort Richardson	GREEN	AMBER	GREEN	GREEN	C-1
C-1 08005 Fort Carson	GREEN	AMBER	AMBER	GREEN	C-2
C-1 13025 Fort Benning	RED	AMBER	RED	AMBER	C-4
C-2 13055 Fort Gordon	AMBER	AMBER	GREEN	AMBER	C-3
C-1 13305 Fort Stewart	GREEN	GREEN	GREEN	GREEN	C-1
C-1 15815 Schofield Barracks	AMBER	AMBER	AMBER	AMBER	C-3
C-1 21145 Fort Campbell	AMBER	AMBER	AMBER	AMBER	C-3
C-2 24015 Aberdeen Proving Ground	AMBER	AMBER	AMBER	AMBER	C-3
C-1 24225 Fort Detrick	RED	GREEN	GREEN	GREEN	C-2
C-1 24625 Ft Ritchie	GREEN	GREEN	GREEN	GREEN	C-1
C-1 25690 Natick Res Dev & Eng Center	GREEN	AMBER	AMBER	GREEN	C-2
C-2 36205 Fort Drum	RED	AMBER	AMBER	AMBER	C-4
C-2 37225 Fort Bragg	RED	AMBER	GREEN	AMBER	C-3
C-1 39474 Ravenna AAP	GREEN	GREEN	GREEN	GREEN	C-1
C-1 40755 Fort Sill	RED	GREEN	GREEN	GREEN	C-2
C-1 42155 Carlisle Barracks	AMBER	GREEN	GREEN	GREEN	C-2
C-2 51105 Fort Belvoir	AMBER	RED	AMBER	AMBER	C-4
C-3 51215 Fort Eustis	AMBER	AMBER	AMBER	AMBER	C-3
C-1 51565 Radford AAP	GREEN	GREEN	AMBER	AMBER	C-3
C-1					

19-Jul-95

Page 22 of 24

Appendix B Full Field test Data

TEST RESULTS - MEDIA C-RATING PERCENTAGES FOR EACH MEDIA AT ALL INSTALLATIONS

413

	TOTAL RATINGS	RATED BY MATRIX	MISSION DRIVEN	COMPL DRIVEN	DRIVEN BY COMBO
C-1s	33.33%	33.33%	0.00%	0.00%	0.00%
C-2s	19.05%	14.29%	4.76%	0.00%	0.00%
C-3s	33.33%	0.00%	0.00%	23.81%	9.52%
C-4s	14.29%	0.00%	4.76%	4.76%	4.76%
TOTAL	100.00%	47.62%	9.52%	28.57%	14.29%

Overall	INSNO	Installation	Program Perform	Environ Condition	Mission Impact	Compliance	C-
Rate C-Rate	01012	Anniston Army Depot	AMBER	AMBER	RED	AMBER	C-4
C-1	01202	Redstone Arsenal	AMBER	AMBER	GREEN	GREEN	C-2
C-1	02781	Fort Richardson	GREEN	AMBER	GREEN	GREEN	C-1
C-1	08005	Fort Carson	AMBER	GREEN	N/A	GREEN	C-2
C-1	13025	Fort Benning	RED	AMBER	GREEN	RED	C-4
C-2	13055	Fort Gordon	GREEN	AMBER	GREEN	AMBER	C-3
C-1	13305	Fort Stewart	AMBER	AMBER	GREEN	GREEN	C-2
C-1	15815	Schofield Barracks	AMBER	AMBER	AMBER	AMBER	C-3
C-1	21145	Fort Campbell	AMBER	AMBER	GREEN	AMBER	C-3
C-2	24015	Aberdeen Proving Ground	AMBER	AMBER	GREEN	AMBER	C-3
C-1	24225	Fort Detrick	GREEN	GREEN	GREEN	GREEN	C-1
C-1	24625	Ft Ritchie	GREEN	GREEN	GREEN	N/A	C-1
C-1	25690	Natick Res Dev & Eng Center	GREEN	GREEN	AMBER	GREEN	C-2
C-1	36205	Fort Drum	AMBER	AMBER	GREEN	AMBER	C-3
C-2	37225	Fort Bragg	GREEN	GREEN	GREEN	AMBER	C-3
C-1	39474	Ravenna AAP	GREEN	GREEN	GREEN	GREEN	C-1
C-1	40755	Fort Sill	GREEN	GREEN	GREEN	GREEN	C-1
C-1	42155	Carlisle Barracks	GREEN	AMBER	GREEN	GREEN	C-1
C-2	51105	Fort Belvoir	RED	AMBER	AMBER	RED	C-4
C-3	51215	Fort Eustis	GREEN	GREEN	GREEN	GREEN	C-1
C-1	51565	Radford AAP	AMBER	AMBER	AMBER	AMBER	C-3
C-1							

19-Jul-95

Page 23 of 24

Appendix B Full Field test Data

TEST RESULTS - MEDIA C-RATING PERCENTAGES FOR EACH MEDIA AT ALL INSTALLATIONS

511

	TOTAL RATINGS	RATED BY MATRIX	MISSION DRIVEN	COMPL DRIVEN	DRIVEN BY COMBO
C-1s	57.14%	57.14%	0.00%	0.00%	0.00%
C-2s	38.10%	38.10%	0.00%	0.00%	0.00%
C-3s	4.76%	0.00%	0.00%	4.76%	0.00%
C-4s	0.00%	0.00%	0.00%	0.00%	0.00%
TOTAL	100.00%	95.24%	0.00%	4.76%	0.00%

Overall	INSNO	Installation	Program Perform	Environ Condition	Mission Impact	Compliance	C-
Rate C-Rate	01012	Anniston Army Depot	GREEN	GREEN	N/A	GREEN	C-1
C-1	01202	Redstone Arsenal	GREEN	GREEN	N/A	GREEN	C-1
C-1	02781	Fort Richardson	AMBER	AMBER	N/A	AMBER	C-3
C-1	08005	Fort Carson	GREEN	GREEN	N/A	GREEN	C-1
C-1	13025	Fort Benning	AMBER	AMBER	N/A	GREEN	C-2
C-2	13055	Fort Gordon	GREEN	GREEN	N/A	GREEN	C-1
C-1	13305	Fort Stewart	GREEN	GREEN	N/A	GREEN	C-1
C-1	15815	Schofield Barracks	AMBER	GREEN	N/A	GREEN	C-2
C-1	21145	Fort Campbell	AMBER	GREEN	N/A	GREEN	C-2
C-1	24015	Aberdeen Proving Ground	GREEN	GREEN	N/A	GREEN	C-1
C-1	24225	Fort Detrick	AMBER	GREEN	N/A	GREEN	C-2
C-2	24625	Ft Ritchie	AMBER	GREEN	N/A	GREEN	C-2
C-1	25690	Natick Res Dev & Eng Center	GREEN	AMBER	N/A	GREEN	C-1
C-1	36205	Fort Drum	GREEN	GREEN	N/A	GREEN	C-1
C-1	37225	Fort Bragg	GREEN	GREEN	N/A	GREEN	C-1
C-1	39474	Ravenna AAP	AMBER	AMBER	N/A	GREEN	C-2
C-1	40755	Fort Sill	AMBER	GREEN	N/A	GREEN	C-2
C-1	42155	Carlisle Barracks	GREEN	GREEN	N/A	GREEN	C-1
C-1	51105	Fort Belvoir	GREEN	GREEN	N/A	GREEN	C-1
C-1	51215	Fort Eustis	AMBER	GREEN	N/A	GREEN	C-2
C-1	51565	Radford AAP	GREEN	AMBER	N/A	GREEN	C-1

19-Jul-95

Page 24 of 24

Appendix B Full Field test Data

TEST RESULTS - GREEN/AMBER/RED PERCENTAGES BY MEDIA FOR ALL INSTALLATIONS

Mission Impact Media	Compliance			Program Performance			Environmental Condition				
	Green	Amber	Red	Green	Amber	Red	Green	Amber	Red		
AIR QUALITY MANAGEMENT	76.19%	19.05%	4.76%	76.19%	19.05%	4.76%	35.00%	0.00%	47.62%	52.38%	0.00%
HAZARDOUS WASTE MANAGEMENT	66.67%	23.81%	9.52%	80.95%	19.05%	0.00%	23.81%	0.00%	80.95%	19.05%	0.00%
ENVIRONMENTAL NOISE	65.00%	35.00%	0.00%	75.00%	20.00%	5.00%	45.00%	0.00%	50.00%	50.00%	0.00%
SOLID WASTE MANAGEMENT	95.00%	5.00%	0.00%	80.00%	20.00%	0.00%	50.00%	0.00%	52.38%	42.86%	4.76%
STORAGE TANKS MANAGEMENT	90.48%	9.52%	0.00%	52.38%	42.86%	4.76%	28.57%	0.00%	42.86%	52.38%	4.76%
ASBESTOS MANAGEMENT	80.95%	19.05%	0.00%	71.43%	28.57%	0.00%	38.10%	0.00%	23.81%	61.90%	14.29%
RADON MANAGEMENT	100.00%	0.00%	0.00%	85.00%	15.00%	0.00%	19.05%	0.00%	80.95%	14.29%	4.76%
LEAD BASED PAINT MANAGEMENT	78.95%	21.05%	0.00%	76.19%	23.81%	0.00%	71.43%	4.76%	61.90%	38.10%	0.00%
WASTEWATER MANAGEMENT	80.95%	14.29%	4.76%	66.67%	33.33%	0.00%	14.29%	0.00%	42.86%	57.14%	0.00%
WATER QUALITY MANAGEMENT	66.67%	33.33%	0.00%	75.00%	25.00%	0.00%	33.33%	0.00%	65.00%	25.00%	10.00%
CONTINGENCY PLANNING/POL MANAGEMENT	95.24%	4.76%	0.00%	71.43%	28.57%	0.00%	9.52%	4.76%	90.48%	9.52%	0.00%
POLYCHLORINATED BIPHENYLS (PCB) MANAGEMENT	94.74%	5.26%	0.00%	85.00%	10.00%	5.00%	10.00%	0.00%	50.00%	45.00%	5.00%
NATIONAL ENVIRONMENTAL POLICY ACT (NEPA)	66.67%	33.33%	0.00%	57.14%	33.33%	9.52%	33.33%	9.52%	71.43%	19.05%	9.52%
INTEGRATED NATURAL RESOURCES MANAGEMENT	76.19%	23.81%	0.00%	40.00%	60.00%	0.00%	60.00%	0.00%	45.00%	50.00%	5.00%
WETLANDS MANAGEMENT	57.14%	42.86%	0.00%	76.19%	23.81%	0.00%	28.57%	9.52%	52.38%	33.33%	14.29%
ITAM (LAND MANAGEMENT)	81.25%	18.75%	0.00%	53.33%	20.00%	26.67%	50.00%	0.00%	56.25%	37.50%	6.25%
THREATENED & ENDANGERED SPECIES MANAGEMENT	65.00%	25.00%	10.00%	80.00%	20.00%	0.00%	25.00%	5.00%	70.00%	30.00%	0.00%
CULTURAL RESOURCES MANAGEMENT	80.95%	19.05%	0.00%	33.33%	57.14%	9.52%	47.62%	0.00%	47.62%	33.33%	19.05%
INTEGRATED PEST MANAGEMENT	71.43%	28.57%	0.00%	85.71%	14.29%	0.00%	28.57%	0.00%	0.00%	0.00%	0.00%
RESTORATION	63.16%	36.84%	0.00%	89.47%	5.26%	5.26%	21.05%	5.26%	31.58%	68.42%	0.00%
RECYCLING & SOLID WASTE REDUCTION	80.95%	19.05%	0.00%	76.19%	23.81%	0.00%	33.33%	0.00%	61.90%	33.33%	4.76%
HAZARDOUS MATERIALS MANAGEMENT	52.38%	42.86%	4.76%	52.38%	47.62%	0.00%	33.33%	23.81%	42.86%	52.38%	4.76%
TOXIC RELEASE / WASTE REDUCTION	75.00%	20.00%	5.00%	50.00%	40.00%	10.00%	42.86%	9.52%	38.10%	61.90%	0.00%
PROGRAM MANAGEMENT	0.00%	0.00%	0.00%	95.24%	4.76%	0.00%	42.86%	0.00%	76.19%	23.81%	0.00%
SUMMARY RATING	80.95%	19.05%	0.00%	65.00%	35.00%	0.00%	52.38%	0.00%	38.10%	61.90%	0.00%

19-Jul-95

Page 1 of 1

Appendix B Full Field test Data

TEST RESULTS - MEDIA FINAL C-RATING PERCENTAGES FOR ALL MEDIA AT ALL INSTALLATIONS

	TOTAL RATINGS	RATED BY MATRIX	MISSION DRIVEN	COMPL DRIVEN	DRIVEN BY COMBO
C-1s	43.30%	43.30%	0.00%	0.00%	0.00%
C-2s	24.47%	14.17%	10.29%	0.00%	0.00%
C-3s	27.38%	0.19%	2.52%	17.67%	6.99%
C-4s	4.85%	0.00%	1.94%	2.33%	0.58%
TOTAL	100.00%	57.67%	14.76%	20.00%	7.57%

19-Jul-95

Page 1 of 1

TEST RESULTS - MEDIA C-RATING PERCENTAGES FOR ALL MEDIA AT ALL INSTALLATIONS

	TOTAL RATINGS	RATED BY MATRIX	MISSION DRIVEN	COMPL DRIVEN	DRIVEN BY COMBO
C-1s	43.61%	43.61%	0.00%	0.00%	0.00%
C-2s	24.14%	13.79%	10.34%	0.00%	0.00%
C-3s	27.18%	0.20%	2.64%	17.44%	6.90%
C-4s	5.07%	0.00%	2.03%	2.43%	0.61%
TOTAL	100.00%	57.61%	15.01%	19.88%	7.51%

19-Jul-95

Page 1 of 1

TEST RESULTS - PERCENTAGES FOR SUMMARY AREAS AT ALL INSTALLATIONS

	TOTAL RATINGS	PROGRAM PERFORM	ENVIRON COND'N	MISSION IMPACT	COMP-LIANCE
GREENs	65.97%	62.11%	55.08%	76.69%	70.08%
AMBERs	31.03%	34.96%	40.45%	21.68%	26.97%
REDs	3.00%	2.93%	4.47%	1.64%	2.95%

19-Jul-95

Page 1 of 1

Appendix B Full Field test Data

TEST RESULTS - MEDIA C-RATING PERCENTAGES FOR ALL MEDIA AT EACH INSTALLATION

01012 Anniston Army Depot

	TOTAL RATINGS	RATED BY MATRIX	MISSION DRIVEN	COMPL DRIVEN	DRIVEN BY COMBO
C-1s	91.67%	91.67%	0.00%	0.00%	0.00%
C-2s	4.17%	0.00%	4.17%	0.00%	0.00%
C-3s	0.00%	0.00%	0.00%	0.00%	0.00%
C-4s	4.17%	0.00%	4.17%	0.00%	0.00%
TOTAL	100.00%	91.67%	8.33%	0.00%	0.00%

01202 Redstone Arsenal

	TOTAL RATINGS	RATED BY MATRIX	MISSION DRIVEN	COMPL DRIVEN	DRIVEN BY COMBO
C-1s	29.17%	29.17%	0.00%	0.00%	0.00%
C-2s	37.50%	20.83%	16.67%	0.00%	0.00%
C-3s	25.00%	0.00%	0.00%	8.33%	16.67%
C-4s	8.33%	0.00%	0.00%	4.17%	4.17%
TOTAL	100.00%	50.00%	16.67%	12.50%	20.83%

02781 Fort Richardson

	TOTAL RATINGS	RATED BY MATRIX	MISSION DRIVEN	COMPL DRIVEN	DRIVEN BY COMBO
C-1s	50.00%	50.00%	0.00%	0.00%	0.00%
C-2s	16.67%	16.67%	0.00%	0.00%	0.00%
C-3s	33.33%	0.00%	0.00%	29.17%	4.17%
C-4s	0.00%	0.00%	0.00%	0.00%	0.00%
TOTAL	100.00%	66.67%	0.00%	29.17%	4.17%

19-Jul-95

Page 1 of 7

Appendix B Full Field test Data

TEST RESULTS - MEDIA C-RATING PERCENTAGES FOR ALL MEDIA AT EACH INSTALLATION

08005 Fort Carson

	TOTAL RATINGS	RATED BY MATRIX	MISSION DRIVEN	COMPL DRIVEN	DRIVEN BY COMBO
C-1s	29.17%	29.17%	0.00%	0.00%	0.00%
C-2s	58.33%	25.00%	33.33%	0.00%	0.00%
C-3s	12.50%	0.00%	0.00%	12.50%	0.00%
C-4s	0.00%	0.00%	0.00%	0.00%	0.00%
TOTAL	100.00%	54.17%	33.33%	12.50%	0.00%

13025 Fort Benning

	TOTAL RATINGS	RATED BY MATRIX	MISSION DRIVEN	COMPL DRIVEN	DRIVEN BY COMBO
C-1s	20.83%	20.83%	0.00%	0.00%	0.00%
C-2s	8.33%	4.17%	4.17%	0.00%	0.00%
C-3s	33.33%	0.00%	0.00%	33.33%	0.00%
C-4s	37.50%	0.00%	20.83%	16.67%	0.00%
TOTAL	100.00%	25.00%	25.00%	50.00%	0.00%

13055 Fort Gordon

	TOTAL RATINGS	RATED BY MATRIX	MISSION DRIVEN	COMPL DRIVEN	DRIVEN BY COMBO
C-1s	50.00%	50.00%	0.00%	0.00%	0.00%
C-2s	16.67%	12.50%	4.17%	0.00%	0.00%
C-3s	29.17%	0.00%	0.00%	29.17%	0.00%
C-4s	4.17%	0.00%	4.17%	0.00%	0.00%
TOTAL	100.00%	62.50%	8.33%	29.17%	0.00%

19-Jul-95

Page 2 of 7

Appendix B Full Field test Data

TEST RESULTS - MEDIA C-RATING PERCENTAGES FOR ALL MEDIA AT EACH INSTALLATION

13305 Fort Stewart

	TOTAL RATINGS	RATED BY MATRIX	MISSION DRIVEN	COMPL DRIVEN	DRIVEN BY COMBO
C-1s	29.17%	29.17%	0.00%	0.00%	0.00%
C-2s	37.50%	20.83%	16.67%	0.00%	0.00%
C-3s	25.00%	0.00%	0.00%	8.33%	16.67%
C-4s	8.33%	0.00%	0.00%	4.17%	4.17%
TOTAL	100.00%	50.00%	16.67%	12.50%	20.83%

15815 Schofield Barracks

	TOTAL RATINGS	RATED BY MATRIX	MISSION DRIVEN	COMPL DRIVEN	DRIVEN BY COMBO
C-1s	16.67%	16.67%	0.00%	0.00%	0.00%
C-2s	16.67%	8.33%	8.33%	0.00%	0.00%
C-3s	66.67%	0.00%	8.33%	29.17%	29.17%
C-4s	0.00%	0.00%	0.00%	0.00%	0.00%
TOTAL	100.00%	25.00%	16.67%	29.17%	29.17%

21145 Fort Campbell

	TOTAL RATINGS	RATED BY MATRIX	MISSION DRIVEN	COMPL DRIVEN	DRIVEN BY COMBO
C-1s	20.83%	20.83%	0.00%	0.00%	0.00%
C-2s	29.17%	29.17%	0.00%	0.00%	0.00%
C-3s	50.00%	0.00%	0.00%	33.33%	16.67%
C-4s	0.00%	0.00%	0.00%	0.00%	0.00%
TOTAL	100.00%	50.00%	0.00%	33.33%	16.67%

19-Jul-95

Page 3 of 7

Appendix B Full Field test Data

TEST RESULTS - MEDIA C-RATING PERCENTAGES FOR ALL MEDIA AT EACH INSTALLATION

24015 Aberdeen Proving Ground

	TOTAL RATINGS	RATED BY MATRIX	MISSION DRIVEN	COMPL DRIVEN	DRIVEN BY COMBO
C-1s	25.00%	25.00%	0.00%	0.00%	0.00%
C-2s	33.33%	8.33%	25.00%	0.00%	0.00%
C-3s	37.50%	4.17%	0.00%	29.17%	4.17%
C-4s	4.17%	0.00%	0.00%	4.17%	0.00%
TOTAL	100.00%	37.50%	25.00%	33.33%	4.17%

24225 Fort Detrick

	TOTAL RATINGS	RATED BY MATRIX	MISSION DRIVEN	COMPL DRIVEN	DRIVEN BY COMBO
C-1s	45.00%	45.00%	0.00%	0.00%	0.00%
C-2s	45.00%	35.00%	10.00%	0.00%	0.00%
C-3s	10.00%	0.00%	5.00%	5.00%	0.00%
C-4s	0.00%	0.00%	0.00%	0.00%	0.00%
TOTAL	100.00%	80.00%	15.00%	5.00%	0.00%

24625 Ft Ritchie

	TOTAL RATINGS	RATED BY MATRIX	MISSION DRIVEN	COMPL DRIVEN	DRIVEN BY COMBO
C-1s	77.27%	77.27%	0.00%	0.00%	0.00%
C-2s	22.73%	22.73%	0.00%	0.00%	0.00%
C-3s	0.00%	0.00%	0.00%	0.00%	0.00%
C-4s	0.00%	0.00%	0.00%	0.00%	0.00%
TOTAL	100.00%	100.00%	0.00%	0.00%	0.00%

19-Jul-95

Page 4 of 7

Appendix B Full Field test Data

TEST RESULTS - MEDIA C-RATING PERCENTAGES FOR ALL MEDIA AT EACH INSTALLATION

25690 Natick Res Dev & Eng Center

	TOTAL RATINGS	RATED BY MATRIX	MISSION DRIVEN	COMPL DRIVEN	DRIVEN BY COMBO
C-1s	62.50%	62.50%	0.00%	0.00%	0.00%
C-2s	29.17%	8.33%	20.83%	0.00%	0.00%
C-3s	8.33%	0.00%	4.17%	4.17%	0.00%
C-4s	0.00%	0.00%	0.00%	0.00%	0.00%
TOTAL	100.00%	70.83%	25.00%	4.17%	0.00%

36205 Fort Drum

	TOTAL RATINGS	RATED BY MATRIX	MISSION DRIVEN	COMPL DRIVEN	DRIVEN BY COMBO
C-1s	70.83%	70.83%	0.00%	0.00%	0.00%
C-2s	12.50%	4.17%	8.33%	0.00%	0.00%
C-3s	12.50%	0.00%	4.17%	8.33%	0.00%
C-4s	4.17%	0.00%	4.17%	0.00%	0.00%
TOTAL	100.00%	75.00%	16.67%	8.33%	0.00%

37225 Fort Bragg

	TOTAL RATINGS	RATED BY MATRIX	MISSION DRIVEN	COMPL DRIVEN	DRIVEN BY COMBO
C-1s	29.17%	29.17%	0.00%	0.00%	0.00%
C-2s	20.83%	12.50%	8.33%	0.00%	0.00%
C-3s	37.50%	0.00%	0.00%	33.33%	4.17%
C-4s	12.50%	0.00%	4.17%	8.33%	0.00%
TOTAL	100.00%	41.67%	12.50%	41.67%	4.17%

19-Jul-95

Page 5 of 7

Appendix B Full Field test Data

TEST RESULTS - MEDIA C-RATING PERCENTAGES FOR ALL MEDIA AT EACH INSTALLATION

39474 Ravenna AAP

	TOTAL RATINGS	RATED BY MATRIX	MISSION DRIVEN	COMPL DRIVEN	DRIVEN BY COMBO
C-1s	47.83%	47.83%	0.00%	0.00%	0.00%
C-2s	30.43%	8.70%	21.74%	0.00%	0.00%
C-3s	21.74%	0.00%	4.35%	8.70%	8.70%
C-4s	0.00%	0.00%	0.00%	0.00%	0.00%
TOTAL	100.00%	56.52%	26.09%	8.70%	8.70%

40755 Fort Sill

	TOTAL RATINGS	RATED BY MATRIX	MISSION DRIVEN	COMPL DRIVEN	DRIVEN BY COMBO
C-1s	50.00%	50.00%	0.00%	0.00%	0.00%
C-2s	33.33%	20.83%	12.50%	0.00%	0.00%
C-3s	16.67%	0.00%	4.17%	12.50%	0.00%
C-4s	0.00%	0.00%	0.00%	0.00%	0.00%
TOTAL	100.00%	70.83%	16.67%	12.50%	0.00%

42155 Carlisle Barracks

	TOTAL RATINGS	RATED BY MATRIX	MISSION DRIVEN	COMPL DRIVEN	DRIVEN BY COMBO
C-1s	61.90%	61.90%	0.00%	0.00%	0.00%
C-2s	19.05%	14.29%	4.76%	0.00%	0.00%
C-3s	19.05%	0.00%	4.76%	9.52%	4.76%
C-4s	0.00%	0.00%	0.00%	0.00%	0.00%
TOTAL	100.00%	76.19%	9.52%	9.52%	4.76%

19-Jul-95

Page 6 of 7

Appendix B Full Field test Data

TEST RESULTS - MEDIA C-RATING PERCENTAGES FOR ALL MEDIA AT EACH INSTALLATION

51105 Fort Belvoir

	TOTAL RATINGS	RATED BY MATRIX	MISSION DRIVEN	COMPL DRIVEN	DRIVEN BY COMBO
C-1s	25.00%	25.00%	0.00%	0.00%	0.00%
C-2s	4.17%	0.00%	4.17%	0.00%	0.00%
C-3s	54.17%	0.00%	8.33%	33.33%	12.50%
C-4s	16.67%	0.00%	4.17%	8.33%	4.17%
TOTAL	100.00%	25.00%	16.67%	41.67%	16.67%

51215 Fort Eustis

	TOTAL RATINGS	RATED BY MATRIX	MISSION DRIVEN	COMPL DRIVEN	DRIVEN BY COMBO
C-1s	54.17%	54.17%	0.00%	0.00%	0.00%
C-2s	12.50%	8.33%	4.17%	0.00%	0.00%
C-3s	33.33%	0.00%	8.33%	16.67%	8.33%
C-4s	0.00%	0.00%	0.00%	0.00%	0.00%
TOTAL	100.00%	62.50%	12.50%	16.67%	8.33%

51565 Radford AAP

	TOTAL RATINGS	RATED BY MATRIX	MISSION DRIVEN	COMPL DRIVEN	DRIVEN BY COMBO
C-1s	34.78%	34.78%	0.00%	0.00%	0.00%
C-2s	21.74%	13.04%	8.70%	0.00%	0.00%
C-3s	39.13%	0.00%	4.35%	17.39%	17.39%
C-4s	4.35%	0.00%	0.00%	4.35%	0.00%
TOTAL	100.00%	47.83%	13.04%	21.74%	17.39%

19-Jul-95

Page 7 of 7

Appendix B Full Field test Data

TEST RESULTS - GREEN/AMBER/RED PERCENTAGES BY INSTALLATION

FOR ALL MEDIA

Mission Impact			Compliance		Program Performance			Environmental Condition		
INSNO	Installation		Green	Amber	Green	Amber	Red	Green	Amber	Red
	Green	Amber	Red							
01012	Anniston Army Depot					4.00%	0.00%	83.33%	16.67%	0.00%
91.67%	4.17%	4.17%	96.00%	4.00%	0.00%					
01202	Redstone Arsenal					48.00%	4.00%	29.17%	58.33%	12.50%
66.67%	33.33%	0.00%	68.00%	24.00%	8.00%					
02781	Fort Richardson					44.00%	0.00%	33.33%	62.50%	4.17%
100.00%	0.00%	0.00%	68.00%	32.00%	0.00%					
08005	Fort Carson					36.00%	0.00%	75.00%	25.00%	0.00%
61.90%	38.10%	0.00%	88.00%	12.00%	0.00%					
13025	Fort Benning					44.00%	16.00%	41.67%	50.00%	8.33%
66.67%	20.83%	12.50%	28.00%	56.00%	16.00%					
13055	Fort Gordon					28.00%	0.00%	58.33%	37.50%	4.17%
91.67%	8.33%	0.00%	66.67%	33.33%	0.00%					
13305	Fort Stewart					48.00%	4.00%	29.17%	58.33%	12.50%
66.67%	33.33%	0.00%	68.00%	24.00%	8.00%					
15815	Schofield Barracks					60.00%	4.00%	29.17%	62.50%	8.33%
58.33%	41.67%	0.00%	40.00%	60.00%	0.00%					
21145	Fort Campbell					68.00%	4.00%	25.00%	58.33%	16.67%
95.83%	4.17%	0.00%	45.83%	54.17%	0.00%					
24015	Aberdeen Proving Ground					36.00%	0.00%	33.33%	62.50%	4.17%
69.57%	30.43%	0.00%	58.33%	37.50%	4.17%					
24225	Fort Detrick					42.86%	4.76%	80.00%	20.00%	0.00%
85.00%	15.00%	0.00%	95.24%	4.76%	0.00%					
24625	Ft Ritchie					21.74%	0.00%	95.45%	4.55%	0.00%
100.00%	0.00%	0.00%	100.00%	0.00%	0.00%					
25690	Natick Res Dev & Eng Center					8.00%	0.00%	66.67%	33.33%	0.00%
66.67%	29.17%	4.17%	96.00%	4.00%	0.00%					
36205	Fort Drum					12.50%	4.17%	70.83%	29.17%	0.00%
82.61%	17.39%	0.00%	87.50%	12.50%	0.00%					
37225	Fort Bragg					36.00%	4.00%	37.50%	50.00%	12.50%
83.33%	12.50%	4.17%	48.00%	44.00%	8.00%					
39474	Ravenna AAP					26.09%	0.00%	68.18%	31.82%	0.00%
65.22%	34.78%	0.00%	83.33%	16.67%	0.00%					
40755	Fort Sill					24.00%	4.00%	83.33%	16.67%	0.00%
79.17%	20.83%	0.00%	88.00%	12.00%	0.00%					
42155	Carlisle Barracks					22.73%	0.00%	71.43%	28.57%	0.00%
86.36%	13.64%	0.00%	86.36%	13.64%	0.00%					
51105	Fort Belvoir					48.00%	12.00%	41.67%	50.00%	8.33%
58.33%	41.67%	0.00%	33.33%	54.17%	12.50%					
51215	Fort Eustis					36.00%	0.00%	58.33%	41.67%	0.00%
79.17%	20.83%	0.00%	72.00%	28.00%	0.00%					
51565	Radford AAP					37.50%	0.00%	56.52%	43.48%	0.00%
56.52%	34.78%	8.70%	62.50%	33.33%	4.17%					

19-Jul-95

Page 1 of 1

Appendix B Full Field test Data

PART II (ENVIRONMENT)

INSTALLATION NAME: Anniston Army Depot (01012)

OverallTarget	Program	Environ	Mission	Compliance		
RateC-Rate	Perform	Condition	Impact		C-	
COMPLIANCE						
C-1	AIR QUALITY MANAGEMENT	GREEN	GREEN	GREEN	GREEN	C-1
C-1	HAZARDOUS WASTE MANAGEMENT	GREEN	GREEN	GREEN	GREEN	C-1
C-1	ENVIRONMENTAL NOISE	GREEN	GREEN	GREEN	GREEN	C-1
C-1	SOLID WASTE MANAGEMENT	GREEN	GREEN	GREEN	GREEN	C-1
C-1	STORAGE TANKS MANAGEMENT	GREEN	AMBER	GREEN	GREEN	C-1
C-1	ASBESTOS MANAGEMENT	GREEN	GREEN	GREEN	GREEN	C-1
C-1	RADON MANAGEMENT	GREEN	GREEN	GREEN	GREEN	C-1
C-1	LEAD BASED PAINT MANAGEMENT	GREEN	GREEN	GREEN	GREEN	C-1
C-1	WASTEWATER MANAGEMENT	GREEN	AMBER	GREEN	GREEN	C-1
C-1	WATER QUALITY MANAGEMENT	GREEN	GREEN	GREEN	GREEN	C-1
C-1	CONTINGENCY PLANNING/POL MANAGEMENT	GREEN	GREEN	GREEN	GREEN	C-1
C-1	POLYCHLORINATED BIPHENYLS (PCB) MANAGEMENT		GREEN	GREEN	GREEN	C-1
C-1	NATIONAL ENVIRONMENTAL POLICY ACT (NEPA)		GREEN	GREEN	GREEN	C-1
CONSERVATION						
C-1	INTEGRATED NATURAL RESOURCES MANAGEMENT	GREEN	GREEN	GREEN	GREEN	C-1
C-1	WETLANDS MANAGEMENT	GREEN	GREEN	GREEN	GREEN	C-1
C-1	ITAM (LAND MANAGEMENT)	GREEN	GREEN	GREEN	GREEN	C-1
C-1	THREATENED & ENDANGERED SPECIES MANAGEMENT		GREEN	GREEN	GREEN	C-1
C-1	CULTURAL RESOURCES MANAGEMENT	GREEN	GREEN	GREEN	GREEN	C-1
C-1	INTEGRATED PEST MANAGEMENT	GREEN	N/A	GREEN	GREEN	C-1
RESTORATION						
C-1	RESTORATION	GREEN	AMBER	AMBER	GREEN	C-2
POLLUTION PREVENTION						
C-1	RECYCLING & SOLID WASTE REDUCTION	GREEN	GREEN	GREEN	GREEN	C-1
C-1	HAZARDOUS MATERIALS MANAGEMENT	GREEN	GREEN	GREEN	GREEN	C-1
C-1	TOXIC RELEASE / WASTE REDUCTION	AMBER	AMBER	RED	AMBER	C-4
FOUNDATION						
C-1	PROGRAM MANAGEMENT	GREEN	GREEN	N/A	GREEN	C-1
SUMMARY						
	SUMMARY RATING	GREEN	GREEN	GREEN	GREEN	

19-Jul-95

Page 1 of 21

Appendix B Full Field test Data

PART II (ENVIRONMENT)

INSTALLATION NAME: Redstone Arsenal (01202)

OverallTarget	Program	Environ	Mission	Compliance		
RateC-Rate	Perform	Condition	Impact		C-	
COMPLIANCE						
	AIR QUALITY MANAGEMENT	AMBER	AMBER	GREEN	GREEN	C-2
C-1	HAZARDOUS WASTE MANAGEMENT	GREEN	AMBER	GREEN	GREEN	C-1
C-1	ENVIRONMENTAL NOISE	AMBER	AMBER	AMBER	AMBER	C-3
C-2	SOLID WASTE MANAGEMENT	AMBER	AMBER	GREEN	GREEN	C-2
C-1	STORAGE TANKS MANAGEMENT	AMBER	AMBER	GREEN	AMBER	C-3
C-1	ASBESTOS MANAGEMENT	AMBER	RED	GREEN	AMBER	C-3
C-2	RADON MANAGEMENT	GREEN	GREEN	GREEN	GREEN	C-1
C-1	LEAD BASED PAINT MANAGEMENT	AMBER	GREEN	GREEN	GREEN	C-2
C-1	WASTEWATER MANAGEMENT	GREEN	AMBER	GREEN	GREEN	C-1
C-1	WATER QUALITY MANAGEMENT	AMBER	AMBER	AMBER	AMBER	C-3
C-2	CONTINGENCY PLANNING/POL MANAGEMENT	GREEN	GREEN	GREEN	AMBER	C-3
C-2	POLYCHLORINATED BIPHENYLS (PCB) MANAGEMENT		AMBER	GREEN	GREEN	C-1
C-1	NATIONAL ENVIRONMENTAL POLICY ACT (NEPA)		RED	AMBER	RED	C-4
C-2						
CONSERVATION						
	INTEGRATED NATURAL RESOURCES MANAGEMENT	AMBER	AMBER	AMBER	AMBER	C-3
C-2	WETLANDS MANAGEMENT	GREEN	GREEN	AMBER	GREEN	C-2
C-1	ITAM (LAND MANAGEMENT)	AMBER	GREEN	GREEN	GREEN	C-2
C-1	THREATENED & ENDANGERED SPECIES MANAGEMENT		AMBER	AMBER	GREEN	C-2
C-1	CULTURAL RESOURCES MANAGEMENT	AMBER	RED	GREEN	RED	C-4
C-2	INTEGRATED PEST MANAGEMENT	GREEN	N/A	AMBER	GREEN	C-2
C-1						
RESTORATION						
	RESTORATION	GREEN	AMBER	AMBER	GREEN	C-2
C-1						
POLLUTION PREVENTION						
	RECYCLING & SOLID WASTE REDUCTION	GREEN	AMBER	GREEN	GREEN	C-1
C-1	HAZARDOUS MATERIALS MANAGEMENT	GREEN	GREEN	GREEN	GREEN	C-1
C-1	TOXIC RELEASE / WASTE REDUCTION	AMBER	AMBER	GREEN	GREEN	C-2
C-1						
FOUNDATION						
	PROGRAM MANAGEMENT	GREEN	GREEN	N/A	GREEN	C-1
C-1						
SUMMARY						
	SUMMARY RATING	AMBER	AMBER	GREEN	GREEN	

19-Jul-95

Page 2 of 21

Appendix B Full Field test Data

PART II (ENVIRONMENT)

INSTALLATION NAME: Fort Richardson (02781)

OverallTarget	Program	Environ	Mission	Compliance		
RateC-Rate	Perform	Condition	Impact		C-	
COMPLIANCE						
C-1	AIR QUALITY MANAGEMENT	GREEN	AMBER	GREEN	AMBER	C-3
C-1	HAZARDOUS WASTE MANAGEMENT	GREEN	GREEN	GREEN	GREEN	C-1
C-2	ENVIRONMENTAL NOISE	AMBER	AMBER	GREEN	GREEN	C-2
C-1	SOLID WASTE MANAGEMENT	GREEN	GREEN	GREEN	GREEN	C-1
C-1	STORAGE TANKS MANAGEMENT	GREEN	GREEN	GREEN	GREEN	C-1
C-2	ASBESTOS MANAGEMENT	AMBER	AMBER	GREEN	GREEN	C-2
C-2	RADON MANAGEMENT	AMBER	AMBER	GREEN	GREEN	C-2
C-2	LEAD BASED PAINT MANAGEMENT	AMBER	AMBER	GREEN	GREEN	C-2
C-1	WASTEWATER MANAGEMENT	GREEN	GREEN	GREEN	GREEN	C-1
C-1	WATER QUALITY MANAGEMENT	GREEN	GREEN	GREEN	GREEN	C-1
C-1	CONTINGENCY PLANNING/POL MANAGEMENT	GREEN	GREEN	GREEN	GREEN	C-1
C-1	POLYCHLORINATED BIPHENYLS (PCB) MANAGEMENT		GREEN	GREEN	GREEN	C-1
C-1	NATIONAL ENVIRONMENTAL POLICY ACT (NEPA)		AMBER	GREEN	AMBER	C-3
CONSERVATION						
C-1	INTEGRATED NATURAL RESOURCES MANAGEMENT	AMBER	AMBER	GREEN	AMBER	C-3
C-1	WETLANDS MANAGEMENT	AMBER	AMBER	GREEN	AMBER	C-3
C-1	ITAM (LAND MANAGEMENT)	GREEN	AMBER	GREEN	AMBER	C-3
C-1	THREATENED & ENDANGERED SPECIES MANAGEMENT		GREEN	GREEN	GREEN	C-1
C-1	CULTURAL RESOURCES MANAGEMENT	AMBER	AMBER	GREEN	AMBER	C-3
C-1	INTEGRATED PEST MANAGEMENT	GREEN	N/A	GREEN	GREEN	C-1
RESTORATION						
C-1	RESTORATION	GREEN	AMBER	GREEN	GREEN	C-1
POLLUTION PREVENTION						
C-2	RECYCLING & SOLID WASTE REDUCTION	AMBER	RED	GREEN	AMBER	C-3
C-1	HAZARDOUS MATERIALS MANAGEMENT	GREEN	AMBER	GREEN	GREEN	C-1
C-1	TOXIC RELEASE / WASTE REDUCTION	GREEN	AMBER	GREEN	GREEN	C-1
FOUNDATION						
C-1	PROGRAM MANAGEMENT	AMBER	AMBER	N/A	AMBER	C-3
SUMMARY						
	SUMMARY RATING	AMBER	AMBER	GREEN	GREEN	

19-Jul-95

Page 3 of 21

Appendix B Full Field test Data

PART II (ENVIRONMENT)

INSTALLATION NAME: Fort Carson (08005)

OverallTarget	Program	Environ	Mission	Compliance	
RateC-Rate	Perform	Condition	Impact		C-
COMPLIANCE					
AIR QUALITY MANAGEMENT	AMBER	AMBER	GREEN	GREEN	C-2
C-2 HAZARDOUS WASTE MANAGEMENT	GREEN	GREEN	AMBER	GREEN	C-2
C-1 ENVIRONMENTAL NOISE	AMBER	AMBER	GREEN	GREEN	C-2
C-2 SOLID WASTE MANAGEMENT	AMBER	GREEN	GREEN	GREEN	C-2
C-1 STORAGE TANKS MANAGEMENT	AMBER	AMBER	GREEN	AMBER	C-3
C-1 ASBESTOS MANAGEMENT	AMBER	AMBER	GREEN	GREEN	C-2
C-2 RADON MANAGEMENT	GREEN	GREEN	GREEN	GREEN	C-1
C-1 LEAD BASED PAINT MANAGEMENT	AMBER	GREEN	N/A	AMBER	C-3
C-2 WASTEWATER MANAGEMENT	AMBER	AMBER	GREEN	AMBER	C-3
C-1 WATER QUALITY MANAGEMENT	AMBER	GREEN	GREEN	GREEN	C-2
C-1 CONTINGENCY PLANNING/POL MANAGEMENT	GREEN	GREEN	GREEN	GREEN	C-1
C-1 POLYCHLORINATED BIPHENYLS (PCB) MANAGEMENT		GREEN	N/A	GREEN	C-1
C-1 NATIONAL ENVIRONMENTAL POLICY ACT (NEPA)		GREEN	AMBER	GREEN	C-2
CONSERVATION					
C-1 INTEGRATED NATURAL RESOURCES MANAGEMENT	GREEN	GREEN	AMBER	GREEN	C-2
C-1 WETLANDS MANAGEMENT	GREEN	GREEN	AMBER	GREEN	C-2
C-1 ITAM (LAND MANAGEMENT)	GREEN	GREEN	GREEN	GREEN	C-1
C-1 THREATENED & ENDANGERED SPECIES MANAGEMENT		GREEN	GREEN	GREEN	C-1
C-1 CULTURAL RESOURCES MANAGEMENT	GREEN	GREEN	AMBER	GREEN	C-2
C-1 INTEGRATED PEST MANAGEMENT	GREEN	N/A	AMBER	GREEN	C-2
RESTORATION					
C-1 RESTORATION	GREEN	GREEN	AMBER	GREEN	C-2
POLLUTION PREVENTION					
C-1 RECYCLING & SOLID WASTE REDUCTION	GREEN	GREEN	GREEN	GREEN	C-1
C-1 HAZARDOUS MATERIALS MANAGEMENT	GREEN	AMBER	AMBER	GREEN	C-2
C-1 TOXIC RELEASE / WASTE REDUCTION	AMBER	GREEN	N/A	GREEN	C-2
FOUNDATION					
C-1 PROGRAM MANAGEMENT	GREEN	GREEN	N/A	GREEN	C-1
SUMMARY					
SUMMARY RATING	GREEN	GREEN	GREEN	GREEN	

19-Jul-95

Page 4 of 21

Appendix B Full Field test Data

PART II (ENVIRONMENT)

INSTALLATION NAME: Fort Benning (13025)

OverallTarget	Program	Environ	Mission	Compliance	
RateC-Rate	Perform	Condition	Impact		C-
COMPLIANCE					
AIR QUALITY MANAGEMENT	GREEN	GREEN	GREEN	RED	C-4
C-2 HAZARDOUS WASTE MANAGEMENT	AMBER	GREEN	RED	AMBER	C-4
C-2 ENVIRONMENTAL NOISE	AMBER	AMBER	GREEN	AMBER	C-3
C-2 SOLID WASTE MANAGEMENT	AMBER	RED	AMBER	AMBER	C-4
C-2 STORAGE TANKS MANAGEMENT	GREEN	AMBER	GREEN	AMBER	C-3
C-2 ASBESTOS MANAGEMENT	AMBER	AMBER	GREEN	AMBER	C-3
C-2 RADON MANAGEMENT	GREEN	GREEN	GREEN	GREEN	C-1
C-1 LEAD BASED PAINT MANAGEMENT	GREEN	GREEN	GREEN	GREEN	C-1
C-1 WASTEWATER MANAGEMENT	GREEN	AMBER	GREEN	GREEN	C-1
C-1 WATER QUALITY MANAGEMENT	GREEN	GREEN	GREEN	AMBER	C-3
C-2 CONTINGENCY PLANNING/POL MANAGEMENT	RED	GREEN	GREEN	AMBER	C-3
C-2 POLYCHLORINATED BIPHENYLS (PCB) MANAGEMENT		AMBER	GREEN	RED	C-4
C-2 NATIONAL ENVIRONMENTAL POLICY ACT (NEPA)		GREEN	GREEN	AMBER	C-3
C-2					
CONSERVATION					
INTEGRATED NATURAL RESOURCES MANAGEMENT	AMBER	AMBER	GREEN	AMBER	C-3
C-2 WETLANDS MANAGEMENT	RED	RED	AMBER	AMBER	C-4
C-2 ITAM (LAND MANAGEMENT)	AMBER	AMBER	AMBER	RED	C-4
C-2 THREATENED & ENDANGERED SPECIES MANAGEMENT		AMBER	RED	AMBER	C-4
C-2 CULTURAL RESOURCES MANAGEMENT	AMBER	GREEN	GREEN	AMBER	C-3
C-2 INTEGRATED PEST MANAGEMENT	GREEN	N/A	GREEN	GREEN	C-1
C-1					
RESTORATION					
RESTORATION	GREEN	GREEN	GREEN	GREEN	C-1
C-1					
POLLUTION PREVENTION					
RECYCLING & SOLID WASTE REDUCTION	GREEN	GREEN	AMBER	GREEN	C-2
C-2 HAZARDOUS MATERIALS MANAGEMENT	RED	AMBER	RED	AMBER	C-4
C-2 TOXIC RELEASE / WASTE REDUCTION	RED	AMBER	GREEN	RED	C-4
C-2					
FOUNDATION					
PROGRAM MANAGEMENT	AMBER	AMBER	N/A	GREEN	C-2
C-2					
SUMMARY					
SUMMARY RATING	AMBER	AMBER	AMBER	AMBER	

19-Jul-95

Page 5 of 21

Appendix B Full Field test Data

PART II (ENVIRONMENT)

INSTALLATION NAME: Fort Gordon (13055)

OverallTarget	Program	Environ	Mission	Compliance		
RateC-Rate	Perform	Condition	Impact		C-	
COMPLIANCE						
C-1	AIR QUALITY MANAGEMENT	GREEN	GREEN	GREEN	GREEN	C-1
C-1	HAZARDOUS WASTE MANAGEMENT	GREEN	GREEN	GREEN	GREEN	C-1
C-1	ENVIRONMENTAL NOISE	AMBER	GREEN	GREEN	GREEN	C-2
C-1	SOLID WASTE MANAGEMENT	GREEN	AMBER	GREEN	GREEN	C-1
C-1	STORAGE TANKS MANAGEMENT	GREEN	GREEN	GREEN	AMBER	C-3
C-1	ASBESTOS MANAGEMENT	GREEN	AMBER	GREEN	GREEN	C-1
C-1	RADON MANAGEMENT	GREEN	GREEN	GREEN	GREEN	C-1
C-1	LEAD BASED PAINT MANAGEMENT	AMBER	AMBER	GREEN	AMBER	C-3
C-1	WASTEWATER MANAGEMENT	AMBER	GREEN	GREEN	GREEN	C-2
C-1	WATER QUALITY MANAGEMENT	GREEN	GREEN	GREEN	GREEN	C-1
C-1	CONTINGENCY PLANNING/POL MANAGEMENT	GREEN	GREEN	GREEN	GREEN	C-1
C-1	POLYCHLORINATED BIPHENYLS (PCB) MANAGEMENT		AMBER	GREEN	GREEN	C-1
C-1	NATIONAL ENVIRONMENTAL POLICY ACT (NEPA)		GREEN	GREEN	AMBER	C-3
CONSERVATION						
C-1	INTEGRATED NATURAL RESOURCES MANAGEMENT	AMBER	RED	AMBER	AMBER	C-4
C-1	WETLANDS MANAGEMENT	AMBER	AMBER	GREEN	GREEN	C-2
C-1	ITAM (LAND MANAGEMENT)	GREEN	GREEN	GREEN	AMBER	C-3
C-1	THREATENED & ENDANGERED SPECIES MANAGEMENT		GREEN	AMBER	GREEN	C-2
C-1	CULTURAL RESOURCES MANAGEMENT	GREEN	AMBER	GREEN	AMBER	C-3
C-1	INTEGRATED PEST MANAGEMENT	GREEN	N/A	GREEN	GREEN	C-1
RESTORATION						
C-1	RESTORATION	GREEN	GREEN	GREEN	GREEN	C-1
POLLUTION PREVENTION						
C-1	RECYCLING & SOLID WASTE REDUCTION	GREEN	GREEN	GREEN	GREEN	C-1
C-1	HAZARDOUS MATERIALS MANAGEMENT	AMBER	AMBER	GREEN	AMBER	C-3
C-1	TOXIC RELEASE / WASTE REDUCTION	GREEN	AMBER	GREEN	AMBER	C-3
FOUNDATION						
C-1	PROGRAM MANAGEMENT	GREEN	GREEN	N/A	GREEN	C-1
SUMMARY						
	SUMMARY RATING	GREEN	AMBER	GREEN	N/A	

19-Jul-95

Page 6 of 21

Appendix B Full Field test Data

PART II (ENVIRONMENT)

INSTALLATION NAME: Fort Stewart (13305)

OverallTarget RateC-Rate	Program Perform	Environ Condition	Mission Impact	Compliance		
					C-	
COMPLIANCE						
	AIR QUALITY MANAGEMENT	AMBER	AMBER	GREEN	GREEN	C-2
C-1	HAZARDOUS WASTE MANAGEMENT	GREEN	AMBER	GREEN	GREEN	C-1
C-1	ENVIRONMENTAL NOISE	AMBER	AMBER	AMBER	AMBER	C-3
C-2	SOLID WASTE MANAGEMENT	AMBER	AMBER	GREEN	GREEN	C-2
C-1	STORAGE TANKS MANAGEMENT	AMBER	AMBER	GREEN	AMBER	C-3
C-1	ASBESTOS MANAGEMENT	AMBER	RED	GREEN	AMBER	C-3
C-2	RADON MANAGEMENT	GREEN	GREEN	GREEN	GREEN	C-1
C-1	LEAD BASED PAINT MANAGEMENT	AMBER	GREEN	GREEN	GREEN	C-2
C-1	WASTEWATER MANAGEMENT	GREEN	AMBER	GREEN	GREEN	C-1
C-1	WATER QUALITY MANAGEMENT	AMBER	AMBER	AMBER	AMBER	C-3
C-2	CONTINGENCY PLANNING/POL MANAGEMENT	GREEN	GREEN	GREEN	AMBER	C-3
C-2	POLYCHLORINATED BIPHENYLS (PCB) MANAGEMENT		AMBER	GREEN	GREEN	C-1
C-1	NATIONAL ENVIRONMENTAL POLICY ACT (NEPA)		RED	AMBER	RED	C-4
C-2						
CONSERVATION						
	INTEGRATED NATURAL RESOURCES MANAGEMENT	AMBER	AMBER	AMBER	AMBER	C-3
C-2	WETLANDS MANAGEMENT	GREEN	GREEN	AMBER	GREEN	C-2
C-1	ITAM (LAND MANAGEMENT)	AMBER	GREEN	GREEN	GREEN	C-2
C-1	THREATENED & ENDANGERED SPECIES MANAGEMENT		AMBER	AMBER	GREEN	C-2
C-1	CULTURAL RESOURCES MANAGEMENT	AMBER	RED	GREEN	RED	C-4
C-2	INTEGRATED PEST MANAGEMENT	GREEN	N/A	AMBER	GREEN	C-2
C-1						
RESTORATION						
	RESTORATION	GREEN	AMBER	AMBER	GREEN	C-2
C-1						
POLLUTION PREVENTION						
	RECYCLING & SOLID WASTE REDUCTION	GREEN	AMBER	GREEN	GREEN	C-1
C-1	HAZARDOUS MATERIALS MANAGEMENT	GREEN	GREEN	GREEN	GREEN	C-1
C-1	TOXIC RELEASE / WASTE REDUCTION	AMBER	AMBER	GREEN	GREEN	C-2
C-1						
FOUNDATION						
	PROGRAM MANAGEMENT	GREEN	GREEN	N/A	GREEN	C-1
C-1						
SUMMARY						
	SUMMARY RATING	AMBER	AMBER	GREEN	GREEN	

19-Jul-95

Page 7 of 21

Appendix B Full Field test Data

PART II (ENVIRONMENT)

INSTALLATION NAME: Schofield Barracks (15815)

OverallTarget	Program	Environ	Mission	Compliance	
RateC-Rate	Perform	Condition	Impact		C-
COMPLIANCE					
AIR QUALITY MANAGEMENT	AMBER	GREEN	GREEN	AMBER	C-3
C-2 HAZARDOUS WASTE MANAGEMENT	AMBER	GREEN	AMBER	GREEN	C-3
C-2 ENVIRONMENTAL NOISE	AMBER	GREEN	GREEN	AMBER	C-3
C-3 SOLID WASTE MANAGEMENT	AMBER	AMBER	GREEN	AMBER	C-3
C-3 STORAGE TANKS MANAGEMENT	GREEN	AMBER	GREEN	AMBER	C-3
C-2 ASBESTOS MANAGEMENT	GREEN	RED	GREEN	GREEN	C-2
C-2 RADON MANAGEMENT	GREEN	AMBER	GREEN	GREEN	C-1
C-1 LEAD BASED PAINT MANAGEMENT	AMBER	AMBER	AMBER	AMBER	C-3
C-3 WASTEWATER MANAGEMENT	GREEN	AMBER	GREEN	AMBER	C-3
C-2 WATER QUALITY MANAGEMENT	AMBER	AMBER	AMBER	AMBER	C-3
C-3 CONTINGENCY PLANNING/POL MANAGEMENT	GREEN	GREEN	AMBER	GREEN	C-2
C-1 POLYCHLORINATED BIPHENYLS (PCB) MANAGEMENT		GREEN	GREEN	GREEN	C-1
C-1 NATIONAL ENVIRONMENTAL POLICY ACT (NEPA)		GREEN	GREEN	GREEN	C-1
C-1					
CONSERVATION					
INTEGRATED NATURAL RESOURCES MANAGEMENT	AMBER	AMBER	GREEN	AMBER	C-3
C-2 WETLANDS MANAGEMENT	RED	RED	GREEN	AMBER	C-3
C-2 ITAM (LAND MANAGEMENT)	AMBER	AMBER	AMBER	AMBER	C-3
C-2 THREATENED & ENDANGERED SPECIES MANAGEMENT		AMBER	AMBER	GREEN	C-2
C-2 CULTURAL RESOURCES MANAGEMENT	AMBER	AMBER	GREEN	AMBER	C-3
C-2 INTEGRATED PEST MANAGEMENT	AMBER	N/A	AMBER	AMBER	C-3
C-2					
RESTORATION					
RESTORATION	GREEN	AMBER	GREEN	GREEN	C-1
C-1					
POLLUTION PREVENTION					
RECYCLING & SOLID WASTE REDUCTION	AMBER	AMBER	AMBER	GREEN	C-3
C-1 HAZARDOUS MATERIALS MANAGEMENT	AMBER	AMBER	AMBER	AMBER	C-3
C-1 TOXIC RELEASE / WASTE REDUCTION	AMBER	AMBER	AMBER	AMBER	C-3
C-1					
FOUNDATION					
PROGRAM MANAGEMENT	AMBER	GREEN	N/A	GREEN	C-2
C-1					
SUMMARY					
SUMMARY RATING	AMBER	AMBER	GREEN	AMBER	

19-Jul-95

Page 8 of 21

Appendix B Full Field test Data

PART II (ENVIRONMENT)

INSTALLATION NAME: Fort Campbell (21145)

OverallTarget	Program	Environ	Mission	Compliance	
RateC-Rate	Perform	Condition	Impact		C-
COMPLIANCE					
AIR QUALITY MANAGEMENT	AMBER	GREEN	GREEN	AMBER	C-3
C-1 HAZARDOUS WASTE MANAGEMENT	GREEN	GREEN	GREEN	AMBER	C-3
C-1 ENVIRONMENTAL NOISE	GREEN	AMBER	GREEN	GREEN	C-1
C-1 SOLID WASTE MANAGEMENT	AMBER	AMBER	GREEN	AMBER	C-3
C-2 STORAGE TANKS MANAGEMENT	AMBER	AMBER	GREEN	AMBER	C-3
C-1 ASBESTOS MANAGEMENT	GREEN	AMBER	GREEN	GREEN	C-1
C-1 RADON MANAGEMENT	AMBER	RED	GREEN	AMBER	C-3
C-1 LEAD BASED PAINT MANAGEMENT	AMBER	AMBER	GREEN	GREEN	C-2
C-1 WASTEWATER MANAGEMENT	GREEN	AMBER	GREEN	GREEN	C-1
C-1 WATER QUALITY MANAGEMENT	GREEN	AMBER	GREEN	GREEN	C-1
C-1 CONTINGENCY PLANNING/POL MANAGEMENT	AMBER	GREEN	GREEN	AMBER	C-3
C-2 POLYCHLORINATED BIPHENYLS (PCB) MANAGEMENT		RED	GREEN	GREEN	C-2
C-1 NATIONAL ENVIRONMENTAL POLICY ACT (NEPA)		AMBER	GREEN	AMBER	C-3
C-1					
CONSERVATION					
INTEGRATED NATURAL RESOURCES MANAGEMENT	AMBER	GREEN	GREEN	GREEN	C-2
C-1 WETLANDS MANAGEMENT	AMBER	RED	GREEN	AMBER	C-3
C-1 ITAM (LAND MANAGEMENT)	AMBER	AMBER	GREEN	N/A	C-2
C-2 THREATENED & ENDANGERED SPECIES MANAGEMENT		GREEN	GREEN	GREEN	C-2
C-1 CULTURAL RESOURCES MANAGEMENT	AMBER	RED	GREEN	AMBER	C-3
C-2 INTEGRATED PEST MANAGEMENT	AMBER	N/A	GREEN	GREEN	C-2
C-1					
RESTORATION					
RESTORATION	GREEN	AMBER	GREEN	GREEN	C-1
C-1					
POLLUTION PREVENTION					
RECYCLING & SOLID WASTE REDUCTION	AMBER	AMBER	GREEN	AMBER	C-3
C-2 HAZARDOUS MATERIALS MANAGEMENT	AMBER	AMBER	AMBER	AMBER	C-3
C-2 TOXIC RELEASE / WASTE REDUCTION	AMBER	AMBER	GREEN	AMBER	C-3
C-2					
FOUNDATION					
PROGRAM MANAGEMENT	AMBER	GREEN	N/A	GREEN	C-2
C-1					
SUMMARY					
SUMMARY RATING	AMBER	AMBER	GREEN	AMBER	

19-Jul-95

Page 9 of 21

Appendix B Full Field test Data

PART II (ENVIRONMENT)

INSTALLATION NAME: Aberdeen Proving Ground (24015)

OverallTarget	Program	Environ	Mission	Compliance		
RateC-Rate	Perform	Condition	Impact		C-	
COMPLIANCE						
	AIR QUALITY MANAGEMENT	GREEN	AMBER	AMBER	GREEN	C-2
C-1	HAZARDOUS WASTE MANAGEMENT	GREEN	GREEN	AMBER	GREEN	C-2
C-2	ENVIRONMENTAL NOISE	GREEN	GREEN	AMBER	GREEN	C-2
C-1	SOLID WASTE MANAGEMENT	GREEN	GREEN	GREEN	GREEN	C-1
C-1	STORAGE TANKS MANAGEMENT	AMBER	AMBER	GREEN	AMBER	C-3
C-1	ASBESTOS MANAGEMENT	GREEN	AMBER	AMBER	GREEN	C-2
C-1	RADON MANAGEMENT	AMBER	GREEN	GREEN	N/A	C-2
C-1	LEAD BASED PAINT MANAGEMENT	GREEN	AMBER	N/A	GREEN	C-1
C-1	WASTEWATER MANAGEMENT	GREEN	AMBER	GREEN	AMBER	C-3
C-1	WATER QUALITY MANAGEMENT	AMBER	RED	GREEN	GREEN	C-3
C-1	CONTINGENCY PLANNING/POL MANAGEMENT	AMBER	AMBER	GREEN	AMBER	C-3
C-1	POLYCHLORINATED BIPHENYLS (PCB) MANAGEMENT		AMBER	GREEN	AMBER	C-3
C-1	NATIONAL ENVIRONMENTAL POLICY ACT (NEPA)		AMBER	GREEN	GREEN	C-2
C-2						
CONSERVATION						
	INTEGRATED NATURAL RESOURCES MANAGEMENT	GREEN	GREEN	GREEN	GREEN	C-1
C-1	WETLANDS MANAGEMENT	GREEN	AMBER	AMBER	GREEN	C-2
C-2	ITAM (LAND MANAGEMENT)	AMBER	GREEN	GREEN	RED	C-4
C-2	THREATENED & ENDANGERED SPECIES MANAGEMENT		GREEN	GREEN	GREEN	C-1
C-1	CULTURAL RESOURCES MANAGEMENT	AMBER	AMBER	GREEN	AMBER	C-3
C-2	INTEGRATED PEST MANAGEMENT	GREEN	N/A	GREEN	GREEN	C-1
C-1						
RESTORATION						
	RESTORATION	GREEN	AMBER	AMBER	GREEN	C-2
C-1						
POLLUTION PREVENTION						
	RECYCLING & SOLID WASTE REDUCTION	GREEN	AMBER	GREEN	AMBER	C-3
C-1	HAZARDOUS MATERIALS MANAGEMENT	AMBER	AMBER	AMBER	AMBER	C-3
C-1	TOXIC RELEASE / WASTE REDUCTION	AMBER	AMBER	GREEN	AMBER	C-3
C-1						
FOUNDATION						
	PROGRAM MANAGEMENT	GREEN	GREEN	N/A	GREEN	C-1
C-1						
SUMMARY						
	SUMMARY RATING	GREEN	AMBER	GREEN	AMBER	

19-Jul-95

Page 10 of 21

Appendix B Full Field test Data

PART II (ENVIRONMENT)

INSTALLATION NAME: Fort Detrick (24225)

OverallTarget	Program	Environ	Mission	Compliance		
RateC-Rate	Perform	Condition	Impact		C-	
COMPLIANCE						
	AIR QUALITY MANAGEMENT	AMBER	AMBER	GREEN	GREEN	C-2
C-1	HAZARDOUS WASTE MANAGEMENT	GREEN	GREEN	GREEN	GREEN	C-1
C-1	ENVIRONMENTAL NOISE	N/A	N/A	N/A	N/A	
C-1	SOLID WASTE MANAGEMENT	GREEN	GREEN	GREEN	GREEN	C-1
C-1	STORAGE TANKS MANAGEMENT	GREEN	GREEN	GREEN	GREEN	C-1
C-1	ASBESTOS MANAGEMENT	AMBER	GREEN	GREEN	AMBER	C-3
C-1	RADON MANAGEMENT	AMBER	AMBER	GREEN	GREEN	C-2
C-1	LEAD BASED PAINT MANAGEMENT	AMBER	AMBER	AMBER	GREEN	C-3
C-2	WASTEWATER MANAGEMENT	GREEN	GREEN	GREEN	GREEN	C-1
C-1	WATER QUALITY MANAGEMENT	AMBER	GREEN	GREEN	GREEN	C-2
C-1	CONTINGENCY PLANNING/POL MANAGEMENT	GREEN	GREEN	GREEN	GREEN	C-1
C-1	POLYCHLORINATED BIPHENYLS (PCB) MANAGEMENT		N/A	N/A	N/A	
C-1	NATIONAL ENVIRONMENTAL POLICY ACT (NEPA)	GREEN	GREEN	GREEN	GREEN	C-2
CONSERVATION						
C-1	INTEGRATED NATURAL RESOURCES MANAGEMENT	AMBER	GREEN	GREEN	GREEN	C-2
C-1	WETLANDS MANAGEMENT	GREEN	GREEN	GREEN	GREEN	C-1
C-1	ITAM (LAND MANAGEMENT)	N/A	N/A	N/A	N/A	
C-1	THREATENED & ENDANGERED SPECIES MANAGEMENT		N/A	N/A	N/A	
C-2	CULTURAL RESOURCES MANAGEMENT	GREEN	GREEN	AMBER	GREEN	C-2
C-1	INTEGRATED PEST MANAGEMENT	GREEN	N/A	GREEN	GREEN	C-1
RESTORATION						
C-1	RESTORATION	GREEN	AMBER	AMBER	GREEN	C-2
POLLUTION PREVENTION						
C-1	RECYCLING & SOLID WASTE REDUCTION	GREEN	GREEN	GREEN	GREEN	C-1
C-1	HAZARDOUS MATERIALS MANAGEMENT	RED	GREEN	GREEN	GREEN	C-2
C-1	TOXIC RELEASE / WASTE REDUCTION	GREEN	GREEN	GREEN	GREEN	C-1
FOUNDATION						
C-2	PROGRAM MANAGEMENT	AMBER	GREEN	N/A	GREEN	C-2
SUMMARY						
	SUMMARY RATING	AMBER	GREEN	GREEN	GREEN	

19-Jul-95

Page 11 of 21

Appendix B Full Field test Data

PART II (ENVIRONMENT)

INSTALLATION NAME: Ft Ritchie (24625)

OverallTarget	Program	Environ	Mission	Compliance		
RateC-Rate	Perform	Condition	Impact		C-	
COMPLIANCE						
C-1	AIR QUALITY MANAGEMENT	AMBER	AMBER	GREEN	GREEN	C-2
C-1	HAZARDOUS WASTE MANAGEMENT	AMBER	GREEN	GREEN	GREEN	C-2
C-1	ENVIRONMENTAL NOISE	GREEN	GREEN	GREEN	GREEN	C-1
C-1	SOLID WASTE MANAGEMENT	AMBER	GREEN	GREEN	GREEN	C-2
C-1	STORAGE TANKS MANAGEMENT	GREEN	GREEN	GREEN	GREEN	C-1
C-1	ASBESTOS MANAGEMENT	GREEN	GREEN	GREEN	GREEN	C-1
C-1	RADON MANAGEMENT	GREEN	GREEN	GREEN	GREEN	C-1
C-1	LEAD BASED PAINT MANAGEMENT	AMBER	GREEN	GREEN	GREEN	C-2
C-1	WASTEWATER MANAGEMENT	GREEN	GREEN	GREEN	GREEN	C-1
C-1	WATER QUALITY MANAGEMENT	GREEN	GREEN	GREEN	GREEN	C-1
C-1	CONTINGENCY PLANNING/POL MANAGEMENT	GREEN	GREEN	GREEN	GREEN	C-1
C-1	POLYCHLORINATED BIPHENYLS (PCB) MANAGEMENT		GREEN	GREEN	GREEN	C-1
C-1	NATIONAL ENVIRONMENTAL POLICY ACT (NEPA)		GREEN	GREEN	GREEN	C-1
CONSERVATION						
C-1	INTEGRATED NATURAL RESOURCES MANAGEMENT	GREEN	GREEN	GREEN	GREEN	C-1
C-1	WETLANDS MANAGEMENT	GREEN	GREEN	GREEN	GREEN	C-1
C-1	ITAM (LAND MANAGEMENT)	N/A	N/A	N/A	N/A	
C-1	THREATENED & ENDANGERED SPECIES MANAGEMENT		GREEN	GREEN	GREEN	C-1
C-1	CULTURAL RESOURCES MANAGEMENT	GREEN	GREEN	GREEN	GREEN	C-1
C-1	INTEGRATED PEST MANAGEMENT	GREEN	N/A	GREEN	GREEN	C-1
RESTORATION						
	RESTORATION	N/A	N/A	N/A	N/A	
POLLUTION PREVENTION						
C-1	RECYCLING & SOLID WASTE REDUCTION	GREEN	GREEN	GREEN	GREEN	C-1
C-1	HAZARDOUS MATERIALS MANAGEMENT	GREEN	GREEN	GREEN	GREEN	C-1
C-1	TOXIC RELEASE / WASTE REDUCTION	GREEN	GREEN	GREEN	N/A	C-1
FOUNDATION						
C-1	PROGRAM MANAGEMENT	AMBER	GREEN	N/A	GREEN	C-2
SUMMARY						
	SUMMARY RATING	GREEN	GREEN	GREEN	GREEN	

19-Jul-95

Page 12 of 21

Appendix B Full Field test Data

PART II (ENVIRONMENT)

INSTALLATION NAME: Natick Res Dev & Eng Center (25690)

OverallTarget	Program	Environ	Mission	Compliance		
RateC-Rate	Perform	Condition	Impact		C-	
COMPLIANCE						
	AIR QUALITY MANAGEMENT	GREEN	GREEN	AMBER	GREEN	C-2
C-1	HAZARDOUS WASTE MANAGEMENT	GREEN	AMBER	RED	GREEN	C-3
C-2	ENVIRONMENTAL NOISE	GREEN	GREEN	GREEN	GREEN	C-1
C-1	SOLID WASTE MANAGEMENT	GREEN	GREEN	GREEN	GREEN	C-1
C-1	STORAGE TANKS MANAGEMENT	GREEN	AMBER	GREEN	GREEN	C-1
C-1	ASBESTOS MANAGEMENT	GREEN	AMBER	GREEN	GREEN	C-1
C-1	RADON MANAGEMENT	GREEN	GREEN	GREEN	GREEN	C-1
C-1	LEAD BASED PAINT MANAGEMENT	AMBER	GREEN	GREEN	GREEN	C-2
C-2	WASTEWATER MANAGEMENT	GREEN	AMBER	AMBER	AMBER	C-3
C-2	WATER QUALITY MANAGEMENT	GREEN	GREEN	AMBER	GREEN	C-2
C-1	CONTINGENCY PLANNING/POL MANAGEMENT	GREEN	GREEN	GREEN	GREEN	C-1
C-1	POLYCHLORINATED BIPHENYLS (PCB) MANAGEMENT		GREEN	GREEN	GREEN	C-1
C-1	NATIONAL ENVIRONMENTAL POLICY ACT (NEPA)		GREEN	AMBER	GREEN	C-2
C-1						
CONSERVATION						
	INTEGRATED NATURAL RESOURCES MANAGEMENT	GREEN	GREEN	GREEN	GREEN	C-1
C-1	WETLANDS MANAGEMENT	AMBER	GREEN	GREEN	GREEN	C-2
C-1	ITAM (LAND MANAGEMENT)	GREEN	GREEN	GREEN	GREEN	C-1
C-1	THREATENED & ENDANGERED SPECIES MANAGEMENT		GREEN	GREEN	GREEN	C-1
C-1	CULTURAL RESOURCES MANAGEMENT	GREEN	GREEN	GREEN	GREEN	C-1
C-1	INTEGRATED PEST MANAGEMENT	GREEN	N/A	GREEN	GREEN	C-1
C-1						
RESTORATION						
	RESTORATION	GREEN	AMBER	GREEN	GREEN	C-1
C-1						
POLLUTION PREVENTION						
	RECYCLING & SOLID WASTE REDUCTION	GREEN	GREEN	GREEN	GREEN	C-1
C-1	HAZARDOUS MATERIALS MANAGEMENT	GREEN	AMBER	AMBER	GREEN	C-2
C-2	TOXIC RELEASE / WASTE REDUCTION	GREEN	GREEN	AMBER	GREEN	C-2
C-1						
FOUNDATION						
	PROGRAM MANAGEMENT	GREEN	AMBER	N/A	GREEN	C-1
C-1						
SUMMARY						
	SUMMARY RATING	GREEN	AMBER	AMBER	GREEN	

19-Jul-95

Page 13 of 21

Appendix B Full Field test Data

PART II (ENVIRONMENT)

INSTALLATION NAME: Fort Drum (36205)

OverallTarget	Program	Environ	Mission	Compliance	
RateC-Rate	Perform	Condition	Impact		C-
COMPLIANCE					
AIR QUALITY MANAGEMENT	GREEN	GREEN	GREEN	GREEN	C-1
C-1 HAZARDOUS WASTE MANAGEMENT	AMBER	AMBER	GREEN	GREEN	C-2
C-2 ENVIRONMENTAL NOISE	GREEN	GREEN	AMBER	GREEN	C-2
C-2 SOLID WASTE MANAGEMENT	N/A	GREEN	N/A	N/A	C-1
C-1 STORAGE TANKS MANAGEMENT	GREEN	GREEN	GREEN	GREEN	C-1
C-1 ASBESTOS MANAGEMENT	GREEN	AMBER	GREEN	GREEN	C-1
C-1 RADON MANAGEMENT	GREEN	GREEN	GREEN	GREEN	C-1
C-1 LEAD BASED PAINT MANAGEMENT	GREEN	GREEN	GREEN	GREEN	C-1
C-1 WASTEWATER MANAGEMENT	GREEN	GREEN	GREEN	GREEN	C-1
C-1 WATER QUALITY MANAGEMENT	GREEN	GREEN	GREEN	GREEN	C-1
C-1 CONTINGENCY PLANNING/POL MANAGEMENT	GREEN	GREEN	GREEN	GREEN	C-1
C-1 POLYCHLORINATED BIPHENYLS (PCB) MANAGEMENT		AMBER	GREEN	GREEN	C-1
C-1 NATIONAL ENVIRONMENTAL POLICY ACT (NEPA)		GREEN	GREEN	GREEN	C-1
CONSERVATION					
C-1 INTEGRATED NATURAL RESOURCES MANAGEMENT	GREEN	GREEN	GREEN	AMBER	C-3
C-2 WETLANDS MANAGEMENT	GREEN	AMBER	AMBER	GREEN	C-2
C-1 ITAM (LAND MANAGEMENT)	GREEN	GREEN	GREEN	GREEN	C-1
C-1 THREATENED & ENDANGERED SPECIES MANAGEMENT		GREEN	GREEN	GREEN	C-1
C-1 CULTURAL RESOURCES MANAGEMENT	GREEN	GREEN	GREEN	GREEN	C-1
C-1 INTEGRATED PEST MANAGEMENT	AMBER	N/A	AMBER	GREEN	C-3
C-2					
RESTORATION					
C-1 RESTORATION	GREEN	AMBER	GREEN	GREEN	C-1
POLLUTION PREVENTION					
C-1 RECYCLING & SOLID WASTE REDUCTION	GREEN	GREEN	GREEN	GREEN	C-1
C-2 HAZARDOUS MATERIALS MANAGEMENT	RED	AMBER	AMBER	AMBER	C-4
C-2 TOXIC RELEASE / WASTE REDUCTION	AMBER	AMBER	GREEN	AMBER	C-3
C-2					
FOUNDATION					
C-1 PROGRAM MANAGEMENT	GREEN	GREEN	N/A	GREEN	C-1
SUMMARY					
SUMMARY RATING	GREEN	GREEN	GREEN	GREEN	

19-Jul-95

Page 14 of 21

Appendix B Full Field test Data

PART II (ENVIRONMENT)

INSTALLATION NAME: Fort Bragg (37225)

OverallTarget	Program	Environ	Mission	Compliance	
RateC-Rate	Perform	Condition	Impact		C-
COMPLIANCE					
AIR QUALITY MANAGEMENT	GREEN	GREEN	GREEN	GREEN	C-1
C-1 HAZARDOUS WASTE MANAGEMENT	GREEN	GREEN	GREEN	GREEN	C-1
C-1 ENVIRONMENTAL NOISE	GREEN	AMBER	GREEN	GREEN	C-1
C-1 SOLID WASTE MANAGEMENT	GREEN	AMBER	GREEN	AMBER	C-3
C-2 STORAGE TANKS MANAGEMENT	GREEN	RED	GREEN	RED	C-4
C-3 ASBESTOS MANAGEMENT	AMBER	AMBER	GREEN	AMBER	C-3
C-2 RADON MANAGEMENT	GREEN	GREEN	GREEN	GREEN	C-1
C-1 LEAD BASED PAINT MANAGEMENT	AMBER	AMBER	GREEN	GREEN	C-2
C-2 WASTEWATER MANAGEMENT	GREEN	AMBER	AMBER	GREEN	C-2
C-2 WATER QUALITY MANAGEMENT	AMBER	AMBER	GREEN	AMBER	C-3
C-2 CONTINGENCY PLANNING/POL MANAGEMENT	GREEN	GREEN	GREEN	GREEN	C-1
C-1 POLYCHLORINATED BIPHENYLS (PCB) MANAGEMENT		GREEN	GREEN	GREEN	C-1
C-1 NATIONAL ENVIRONMENTAL POLICY ACT (NEPA)		GREEN	GREEN	AMBER	C-3
C-1					
CONSERVATION					
INTEGRATED NATURAL RESOURCES MANAGEMENT	AMBER	AMBER	GREEN	AMBER	C-3
C-2 WETLANDS MANAGEMENT	GREEN	AMBER	AMBER	GREEN	C-2
C-3 ITAM (LAND MANAGEMENT)	GREEN	RED	GREEN	RED	C-4
C-3 THREATENED & ENDANGERED SPECIES MANAGEMENT		AMBER	RED	AMBER	C-4
C-2 CULTURAL RESOURCES MANAGEMENT	GREEN	RED	GREEN	AMBER	C-3
C-3 INTEGRATED PEST MANAGEMENT	AMBER	N/A	GREEN	AMBER	C-3
C-1					
RESTORATION					
RESTORATION	AMBER	GREEN	GREEN	GREEN	C-2
C-2					
POLLUTION PREVENTION					
RECYCLING & SOLID WASTE REDUCTION	AMBER	AMBER	GREEN	GREEN	C-2
C-2 HAZARDOUS MATERIALS MANAGEMENT	RED	AMBER	GREEN	AMBER	C-3
C-1 TOXIC RELEASE / WASTE REDUCTION	GREEN	GREEN	GREEN	AMBER	C-3
C-1					
FOUNDATION					
PROGRAM MANAGEMENT	GREEN	GREEN	N/A	GREEN	C-1
C-1					
SUMMARY					
SUMMARY RATING	AMBER	AMBER	AMBER	AMBER	

19-Jul-95

Page 15 of 21

Appendix B Full Field test Data

PART II (ENVIRONMENT)

INSTALLATION NAME: Ravenna AAP (39474)

OverallTarget	Program	Environ	Mission	Compliance		
RateC-Rate	Perform	Condition	Impact		C-	
COMPLIANCE						
C-2	AIR QUALITY MANAGEMENT	N/A	AMBER	AMBER	GREEN	C-2
C-1	HAZARDOUS WASTE MANAGEMENT	GREEN	GREEN	GREEN	GREEN	C-1
C-2	ENVIRONMENTAL NOISE	AMBER	GREEN	AMBER	GREEN	C-3
C-1	SOLID WASTE MANAGEMENT	GREEN	GREEN	GREEN	GREEN	C-1
C-1	STORAGE TANKS MANAGEMENT	GREEN	GREEN	GREEN	GREEN	C-1
C-1	ASBESTOS MANAGEMENT	GREEN	GREEN	GREEN	GREEN	C-1
C-1	RADON MANAGEMENT	GREEN	GREEN	GREEN	GREEN	C-1
C-2	LEAD BASED PAINT MANAGEMENT	AMBER	GREEN	GREEN	GREEN	C-2
C-2	WASTEWATER MANAGEMENT	GREEN	GREEN	AMBER	GREEN	C-2
C-2	WATER QUALITY MANAGEMENT	GREEN	N/A	AMBER	GREEN	C-2
C-1	CONTINGENCY PLANNING/POL MANAGEMENT	GREEN	GREEN	GREEN	GREEN	C-1
C-1	POLYCHLORINATED BIPHENYLS (PCB) MANAGEMENT		GREEN	GREEN	GREEN	C-1
C-2	NATIONAL ENVIRONMENTAL POLICY ACT (NEPA)		AMBER	AMBER	AMBER	C-3
CONSERVATION						
C-1	INTEGRATED NATURAL RESOURCES MANAGEMENT	GREEN	AMBER	GREEN	AMBER	C-3
C-2	WETLANDS MANAGEMENT	GREEN	GREEN	AMBER	GREEN	C-2
C-2	ITAM (LAND MANAGEMENT)	N/A	N/A	N/A	N/A	
C-2	THREATENED & ENDANGERED SPECIES MANAGEMENT		AMBER	AMBER	GREEN	C-2
C-2	CULTURAL RESOURCES MANAGEMENT	AMBER	AMBER	AMBER	AMBER	C-3
C-1	INTEGRATED PEST MANAGEMENT	GREEN	N/A	GREEN	GREEN	C-1
RESTORATION						
C-1	RESTORATION	AMBER	AMBER	GREEN	AMBER	C-3
POLLUTION PREVENTION						
C-1	RECYCLING & SOLID WASTE REDUCTION	GREEN	GREEN	GREEN	GREEN	C-1
C-1	HAZARDOUS MATERIALS MANAGEMENT	GREEN	GREEN	GREEN	GREEN	C-1
C-1	TOXIC RELEASE / WASTE REDUCTION	GREEN	GREEN	GREEN	GREEN	C-1
FOUNDATION						
C-1	PROGRAM MANAGEMENT	AMBER	AMBER	N/A	GREEN	C-2
SUMMARY						
	SUMMARY RATING	GREEN	GREEN	GREEN	GREEN	

19-Jul-95

Page 16 of 21

Appendix B Full Field test Data

PART II (ENVIRONMENT)

INSTALLATION NAME: Fort Sill (40755)

OverallTarget RateC-Rate	Program Perform	Environ Condition	Mission Impact	Compliance		
					C-	
COMPLIANCE						
C-1	AIR QUALITY MANAGEMENT	GREEN	GREEN	GREEN	GREEN	C-1
C-1	HAZARDOUS WASTE MANAGEMENT	GREEN	GREEN	GREEN	AMBER	C-3
C-1	ENVIRONMENTAL NOISE	GREEN	AMBER	AMBER	GREEN	C-2
C-1	SOLID WASTE MANAGEMENT	GREEN	AMBER	GREEN	GREEN	C-1
C-1	STORAGE TANKS MANAGEMENT	GREEN	GREEN	AMBER	GREEN	C-2
C-1	ASBESTOS MANAGEMENT	GREEN	GREEN	AMBER	GREEN	C-2
C-1	RADON MANAGEMENT	GREEN	GREEN	GREEN	GREEN	C-1
C-1	LEAD BASED PAINT MANAGEMENT	AMBER	GREEN	GREEN	GREEN	C-2
C-1	WASTEWATER MANAGEMENT	GREEN	GREEN	GREEN	AMBER	C-3
C-1	WATER QUALITY MANAGEMENT	GREEN	GREEN	GREEN	GREEN	C-1
C-1	CONTINGENCY PLANNING/POL MANAGEMENT	GREEN	GREEN	GREEN	GREEN	C-1
C-1	POLYCHLORINATED BIPHENYLS (PCB) MANAGEMENT		GREEN	GREEN	GREEN	C-1
C-1	NATIONAL ENVIRONMENTAL POLICY ACT (NEPA)		GREEN	AMBER	GREEN	C-3
CONSERVATION						
C-1	INTEGRATED NATURAL RESOURCES MANAGEMENT	GREEN	GREEN	GREEN	GREEN	C-1
C-1	WETLANDS MANAGEMENT	GREEN	GREEN	GREEN	GREEN	C-1
C-1	ITAM (LAND MANAGEMENT)	GREEN	GREEN	GREEN	GREEN	C-1
C-1	THREATENED & ENDANGERED SPECIES MANAGEMENT		GREEN	GREEN	GREEN	C-1
C-1	CULTURAL RESOURCES MANAGEMENT	GREEN	AMBER	AMBER	AMBER	C-3
C-1	INTEGRATED PEST MANAGEMENT	AMBER	N/A	GREEN	GREEN	C-2
RESTORATION						
C-1	RESTORATION	AMBER	AMBER	GREEN	GREEN	C-2
POLLUTION PREVENTION						
C-1	RECYCLING & SOLID WASTE REDUCTION	GREEN	GREEN	GREEN	GREEN	C-1
C-1	HAZARDOUS MATERIALS MANAGEMENT	RED	GREEN	GREEN	GREEN	C-2
C-1	TOXIC RELEASE / WASTE REDUCTION	GREEN	GREEN	GREEN	GREEN	C-1
FOUNDATION						
C-1	PROGRAM MANAGEMENT	AMBER	GREEN	N/A	GREEN	C-2
SUMMARY						
	SUMMARY RATING	AMBER	GREEN	GREEN	GREEN	

19-Jul-95

Page 17 of 21

Appendix B Full Field test Data

PART II (ENVIRONMENT)

INSTALLATION NAME: Carlisle Barracks (42155)

OverallTarget	Program	Environ	Mission	Compliance		
RateC-Rate	Perform	Condition	Impact		C-	
COMPLIANCE						
C-2	AIR QUALITY MANAGEMENT	GREEN	AMBER	GREEN	GREEN	C-1
C-2	HAZARDOUS WASTE MANAGEMENT	AMBER	GREEN	AMBER	GREEN	C-3
C-1	ENVIRONMENTAL NOISE	GREEN	GREEN	GREEN	GREEN	C-1
C-1	SOLID WASTE MANAGEMENT	AMBER	AMBER	GREEN	GREEN	C-2
C-1	STORAGE TANKS MANAGEMENT	GREEN	GREEN	GREEN	GREEN	C-1
C-2	ASBESTOS MANAGEMENT	GREEN	AMBER	AMBER	GREEN	C-2
C-2	RADON MANAGEMENT	GREEN	GREEN	GREEN	AMBER	C-3
C-2	LEAD BASED PAINT MANAGEMENT	AMBER	AMBER	AMBER	AMBER	C-3
C-1	WASTEWATER MANAGEMENT	GREEN	GREEN	GREEN	GREEN	C-1
C-2	WATER QUALITY MANAGEMENT	GREEN	GREEN	GREEN	GREEN	C-1
C-1	CONTINGENCY PLANNING/POL MANAGEMENT	GREEN	GREEN	GREEN	GREEN	C-1
C-2	POLYCHLORINATED BIPHENYLS (PCB) MANAGEMENT		AMBER	GREEN	GREEN	C-1
C-1	NATIONAL ENVIRONMENTAL POLICY ACT (NEPA)		GREEN	GREEN	GREEN	C-1
CONSERVATION						
C-1	INTEGRATED NATURAL RESOURCES MANAGEMENT	N/A	N/A	GREEN	N/A	
C-1	WETLANDS MANAGEMENT	GREEN	GREEN	GREEN	GREEN	C-1
C-1	ITAM (LAND MANAGEMENT)	N/A	N/A	N/A	N/A	
C-1	THREATENED & ENDANGERED SPECIES MANAGEMENT		GREEN	GREEN	GREEN	C-1
C-2	CULTURAL RESOURCES MANAGEMENT	GREEN	GREEN	GREEN	AMBER	C-3
C-1	INTEGRATED PEST MANAGEMENT	GREEN	N/A	GREEN	GREEN	C-1
RESTORATION						
	RESTORATION	N/A	N/A	N/A	N/A	
POLLUTION PREVENTION						
C-2	RECYCLING & SOLID WASTE REDUCTION	AMBER	GREEN	GREEN	GREEN	C-2
C-2	HAZARDOUS MATERIALS MANAGEMENT	AMBER	GREEN	GREEN	GREEN	C-2
C-2	TOXIC RELEASE / WASTE REDUCTION	GREEN	AMBER	GREEN	GREEN	C-1
FOUNDATION						
C-1	PROGRAM MANAGEMENT	GREEN	GREEN	N/A	GREEN	C-1
SUMMARY						
	SUMMARY RATING	GREEN	GREEN	GREEN	GREEN	

19-Jul-95

Page 18 of 21

Appendix B Full Field test Data

PART II (ENVIRONMENT)

INSTALLATION NAME: Fort Belvoir (51105)

OverallTarget RateC-Rate	Program Perform	Environ Condition	Mission Impact	Compliance	C-	
COMPLIANCE						
C-3	AIR QUALITY MANAGEMENT	GREEN	AMBER	AMBER	AMBER	C-3
C-1	HAZARDOUS WASTE MANAGEMENT	GREEN	GREEN	GREEN	GREEN	C-1
C-3	ENVIRONMENTAL NOISE	AMBER	AMBER	AMBER	RED	C-4
C-1	SOLID WASTE MANAGEMENT	GREEN	GREEN	GREEN	GREEN	C-1
C-3	STORAGE TANKS MANAGEMENT	AMBER	AMBER	AMBER	AMBER	C-3
C-1	ASBESTOS MANAGEMENT	GREEN	AMBER	GREEN	GREEN	C-1
C-1	RADON MANAGEMENT	GREEN	GREEN	GREEN	GREEN	C-1
C-3	LEAD BASED PAINT MANAGEMENT	RED	GREEN	GREEN	AMBER	C-3
C-3	WASTEWATER MANAGEMENT	AMBER	AMBER	GREEN	AMBER	C-3
C-2	WATER QUALITY MANAGEMENT	GREEN	RED	AMBER	N/A	C-3
C-2	CONTINGENCY PLANNING/POL MANAGEMENT	GREEN	GREEN	GREEN	AMBER	C-3
C-1	POLYCHLORINATED BIPHENYLS (PCB) MANAGEMENT		AMBER	AMBER	GREEN	C-2
C-1	NATIONAL ENVIRONMENTAL POLICY ACT (NEPA)		GREEN	GREEN	GREEN	C-1
CONSERVATION						
C-3	INTEGRATED NATURAL RESOURCES MANAGEMENT	AMBER	AMBER	GREEN	AMBER	C-3
C-2	WETLANDS MANAGEMENT	AMBER	AMBER	GREEN	AMBER	C-3
C-3	ITAM (LAND MANAGEMENT)	AMBER	AMBER	GREEN	RED	C-4
C-2	THREATENED & ENDANGERED SPECIES MANAGEMENT		GREEN	GREEN	AMBER	C-3
C-3	CULTURAL RESOURCES MANAGEMENT	AMBER	GREEN	GREEN	AMBER	C-3
C-3	INTEGRATED PEST MANAGEMENT	AMBER	N/A	AMBER	AMBER	C-3
RESTORATION						
C-3	RESTORATION	RED	GREEN	AMBER	GREEN	C-3
POLLUTION PREVENTION						
C-2	RECYCLING & SOLID WASTE REDUCTION	AMBER	AMBER	AMBER	AMBER	C-3
C-3	HAZARDOUS MATERIALS MANAGEMENT	AMBER	RED	AMBER	AMBER	C-4
C-3	TOXIC RELEASE / WASTE REDUCTION	RED	AMBER	AMBER	RED	C-4
FOUNDATION						
C-1	PROGRAM MANAGEMENT	GREEN	GREEN	N/A	GREEN	C-1
SUMMARY						
	SUMMARY RATING	AMBER	AMBER	GREEN	AMBER	

19-Jul-95

Page 19 of 21

Appendix B Full Field test Data

PART II (ENVIRONMENT)

INSTALLATION NAME: Fort Eustis (51215)

OverallTarget	Program	Environ	Mission	Compliance		
RateC-Rate	Perform	Condition	Impact		C-	
COMPLIANCE						
C-1	AIR QUALITY MANAGEMENT	GREEN	AMBER	GREEN	GREEN	C-1
C-1	HAZARDOUS WASTE MANAGEMENT	GREEN	GREEN	GREEN	GREEN	C-1
C-1	ENVIRONMENTAL NOISE	GREEN	GREEN	GREEN	GREEN	C-1
C-1	SOLID WASTE MANAGEMENT	AMBER	GREEN	GREEN	GREEN	C-2
C-1	STORAGE TANKS MANAGEMENT	GREEN	GREEN	GREEN	GREEN	C-1
C-1	ASBESTOS MANAGEMENT	GREEN	AMBER	GREEN	GREEN	C-1
C-1	RADON MANAGEMENT	GREEN	GREEN	GREEN	AMBER	C-3
C-1	LEAD BASED PAINT MANAGEMENT	AMBER	GREEN	AMBER	GREEN	C-3
C-1	WASTEWATER MANAGEMENT	GREEN	AMBER	GREEN	GREEN	C-1
C-1	WATER QUALITY MANAGEMENT	GREEN	GREEN	GREEN	GREEN	C-1
C-1	CONTINGENCY PLANNING/POL MANAGEMENT	GREEN	GREEN	GREEN	GREEN	C-1
C-1	POLYCHLORINATED BIPHENYLS (PCB) MANAGEMENT		AMBER	GREEN	AMBER	C-3
C-1	NATIONAL ENVIRONMENTAL POLICY ACT (NEPA)		GREEN	GREEN	AMBER	C-3
CONSERVATION						
C-1	INTEGRATED NATURAL RESOURCES MANAGEMENT	AMBER	AMBER	AMBER	AMBER	C-3
C-1	WETLANDS MANAGEMENT	GREEN	GREEN	AMBER	GREEN	C-2
C-2	ITAM (LAND MANAGEMENT)	AMBER	AMBER	AMBER	GREEN	C-3
C-1	THREATENED & ENDANGERED SPECIES MANAGEMENT		GREEN	GREEN	AMBER	C-3
C-1	CULTURAL RESOURCES MANAGEMENT	GREEN	AMBER	GREEN	GREEN	C-1
C-1	INTEGRATED PEST MANAGEMENT	GREEN	N/A	GREEN	GREEN	C-1
RESTORATION						
C-1	RESTORATION	GREEN	AMBER	GREEN	GREEN	C-1
POLLUTION PREVENTION						
C-1	RECYCLING & SOLID WASTE REDUCTION	GREEN	GREEN	GREEN	GREEN	C-1
C-1	HAZARDOUS MATERIALS MANAGEMENT	AMBER	AMBER	AMBER	AMBER	C-3
C-1	TOXIC RELEASE / WASTE REDUCTION	GREEN	GREEN	GREEN	GREEN	C-1
FOUNDATION						
C-1	PROGRAM MANAGEMENT	AMBER	GREEN	N/A	GREEN	C-2
SUMMARY						
	SUMMARY RATING	AMBER	AMBER	GREEN	AMBER	

19-Jul-95

Page 20 of 21

Appendix B Full Field test Data

PART II (ENVIRONMENT)

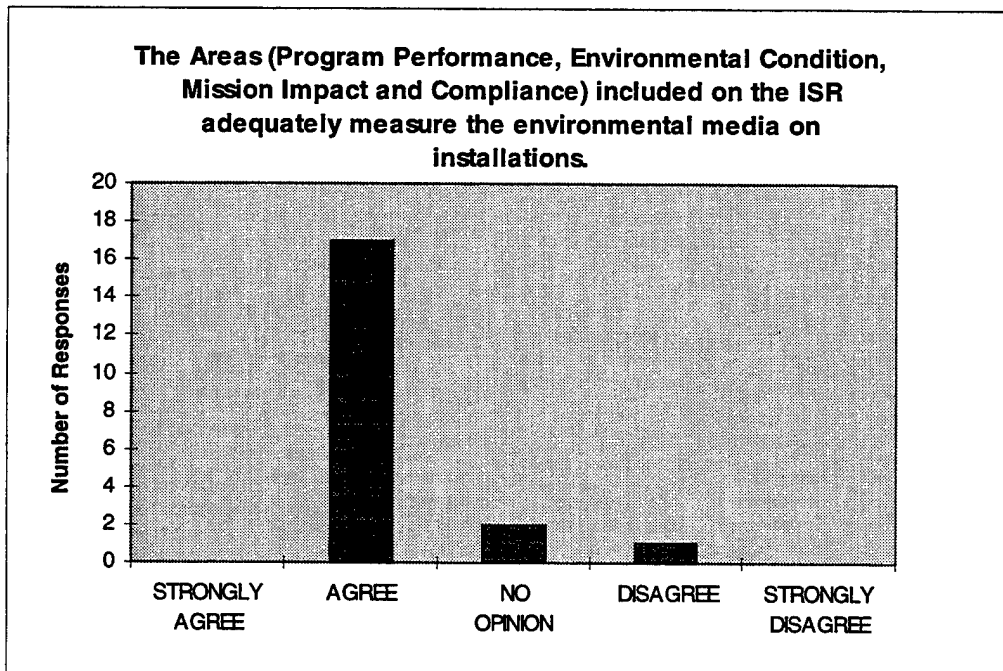
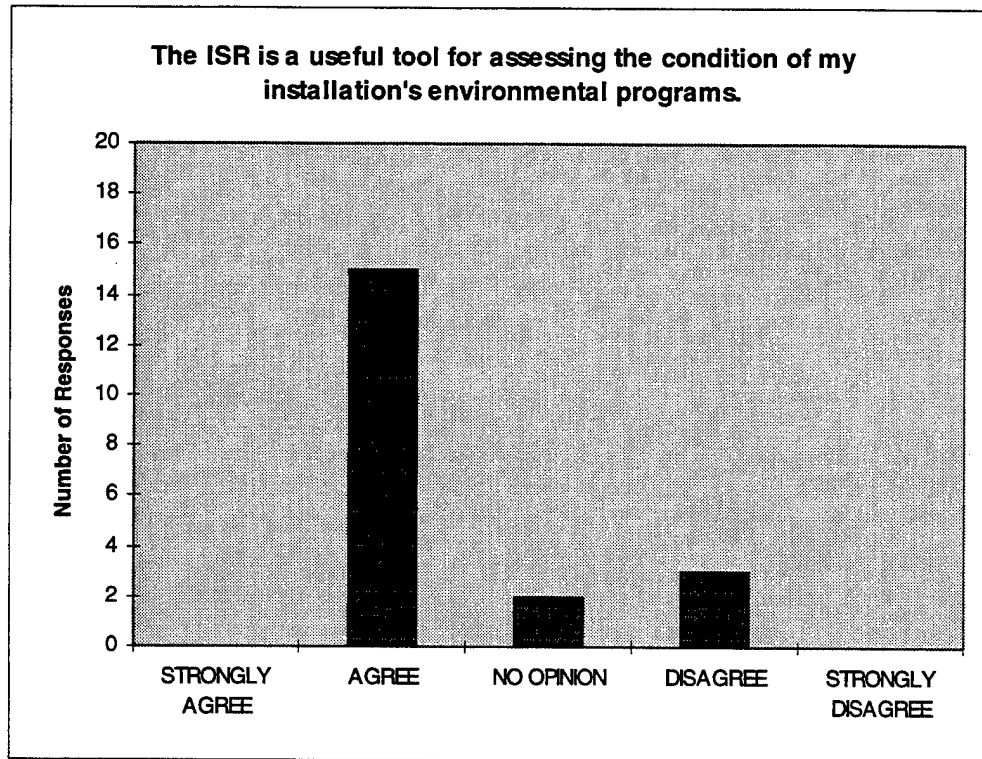
INSTALLATION NAME: Radford AAP (51565)

OverallTarget RateC-Rate	Program Perform	Environ Condition	Mission Impact	Compliance	C-	
COMPLIANCE						
C-1	AIR QUALITY MANAGEMENT	GREEN	GREEN	RED	GREEN	C-3
C-1	HAZARDOUS WASTE MANAGEMENT	GREEN	GREEN	AMBER	AMBER	C-3
C-1	ENVIRONMENTAL NOISE	GREEN	AMBER	GREEN	GREEN	C-1
C-1	SOLID WASTE MANAGEMENT	AMBER	AMBER	GREEN	GREEN	C-2
C-1	STORAGE TANKS MANAGEMENT	GREEN	AMBER	GREEN	GREEN	C-1
C-1	ASBESTOS MANAGEMENT	AMBER	AMBER	AMBER	AMBER	C-3
C-2	RADON MANAGEMENT	GREEN	GREEN	GREEN	GREEN	C-1
C-1	LEAD BASED PAINT MANAGEMENT	GREEN	GREEN	GREEN	GREEN	C-1
C-1	WASTEWATER MANAGEMENT	GREEN	GREEN	RED	AMBER	C-3
C-1	WATER QUALITY MANAGEMENT	GREEN	GREEN	AMBER	GREEN	C-2
C-1	CONTINGENCY PLANNING/POL MANAGEMENT	GREEN	AMBER	GREEN	GREEN	C-1
C-1	POLYCHLORINATED BIPHENYLS (PCB) MANAGEMENT		GREEN	GREEN	GREEN	C-1
C-1	NATIONAL ENVIRONMENTAL POLICY ACT (NEPA)		GREEN	AMBER	GREEN	C-2
CONSERVATION						
C-1	INTEGRATED NATURAL RESOURCES MANAGEMENT	AMBER	AMBER	GREEN	AMBER	C-3
C-1	WETLANDS MANAGEMENT	AMBER	AMBER	GREEN	GREEN	C-2
C-1	ITAM (LAND MANAGEMENT)	N/A	N/A	N/A	N/A	
C-1	THREATENED & ENDANGERED SPECIES MANAGEMENT		GREEN	GREEN	GREEN	C-2
C-1	CULTURAL RESOURCES MANAGEMENT	AMBER	GREEN	GREEN	AMBER	C-3
C-2	INTEGRATED PEST MANAGEMENT	GREEN	N/A	GREEN	GREEN	C-1
RESTORATION						
C-2	RESTORATION	AMBER	GREEN	GREEN	RED	C-4
POLLUTION PREVENTION						
C-1	RECYCLING & SOLID WASTE REDUCTION	AMBER	GREEN	AMBER	AMBER	C-3
C-1	HAZARDOUS MATERIALS MANAGEMENT	GREEN	GREEN	AMBER	AMBER	C-3
C-1	TOXIC RELEASE / WASTE REDUCTION	AMBER	AMBER	AMBER	AMBER	C-3
FOUNDATION						
C-1	PROGRAM MANAGEMENT	GREEN	AMBER	N/A	GREEN	C-1
SUMMARY						
	SUMMARY RATING	GREEN	AMBER	AMBER	GREEN	

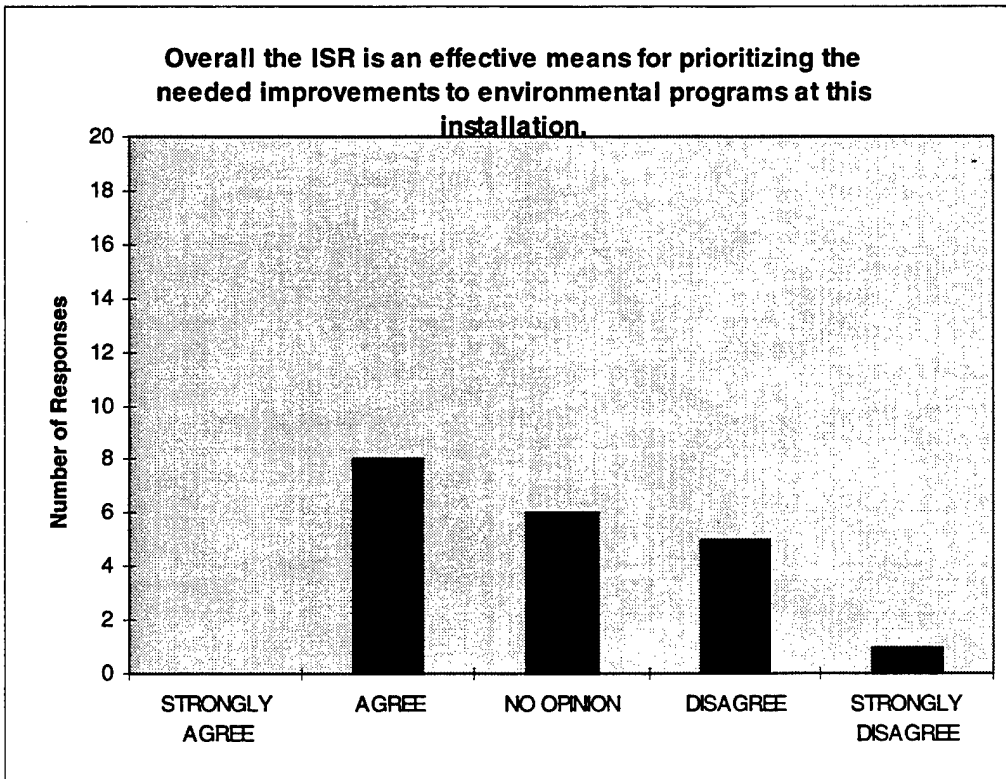
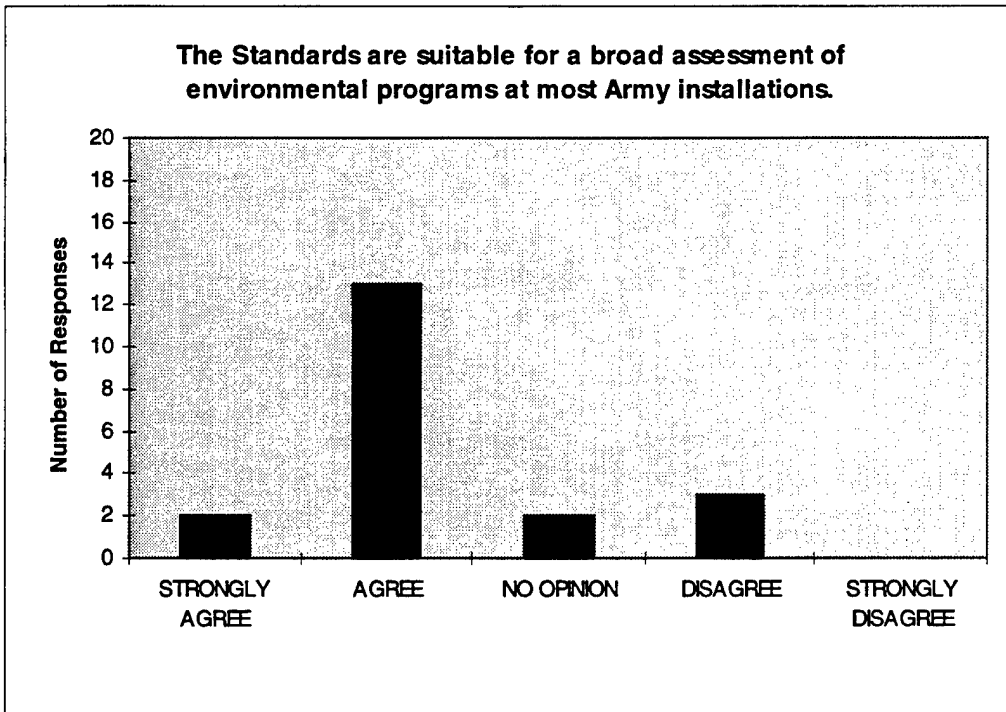
19-Jul-95

Page 21 of 21

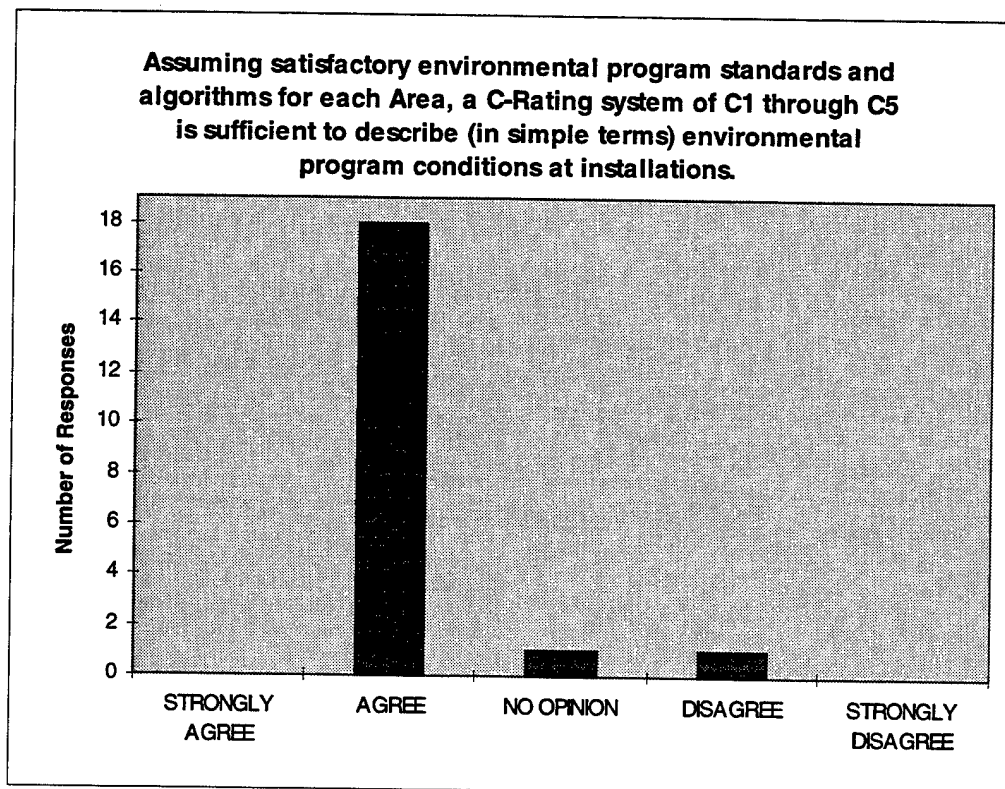
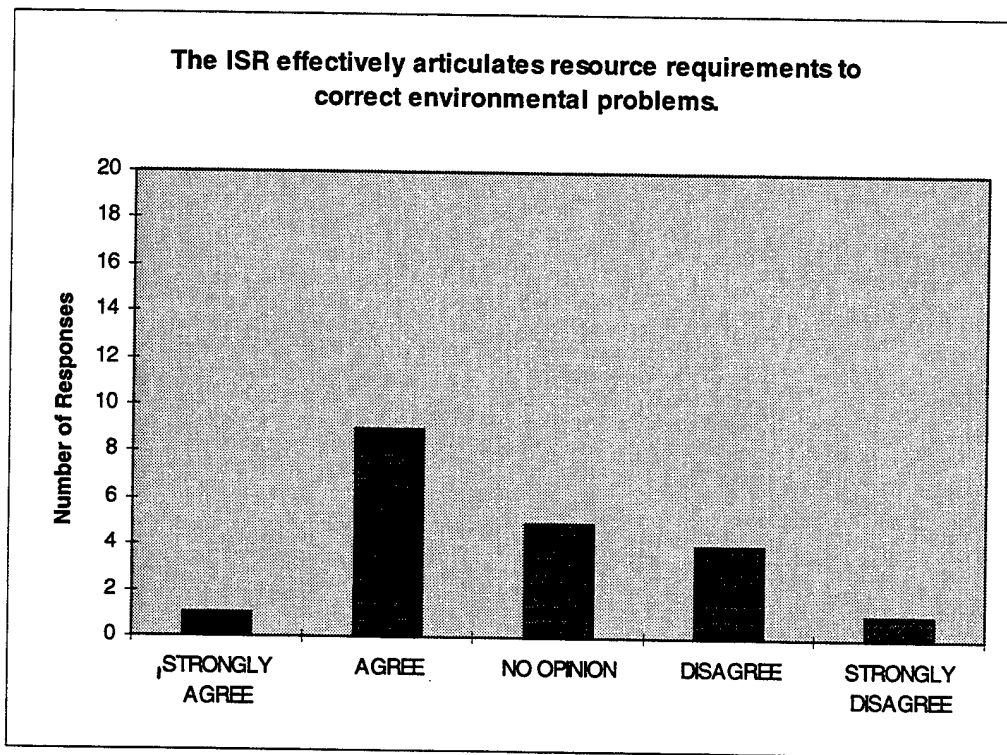
Appendix C Commander's Survey Results



Appendix C Commander's Survey Results

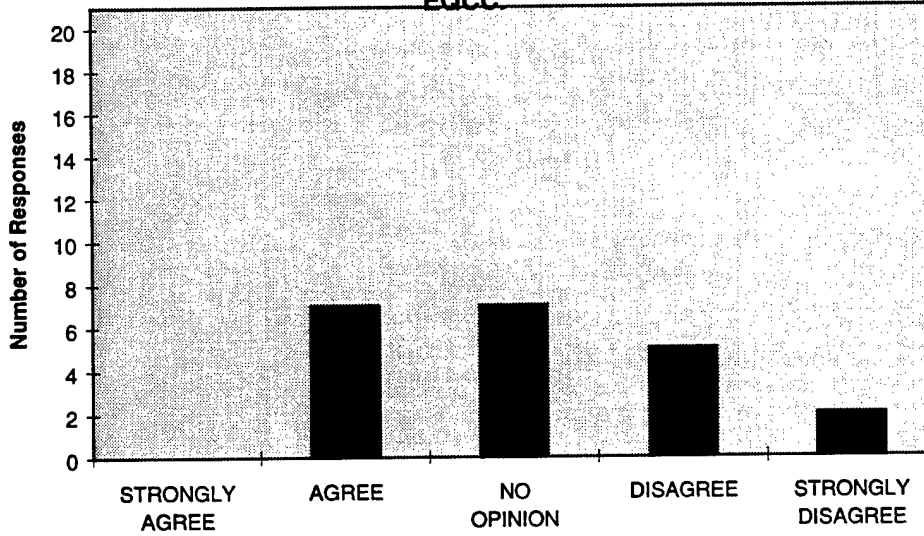


Appendix C Commander's Survey Results

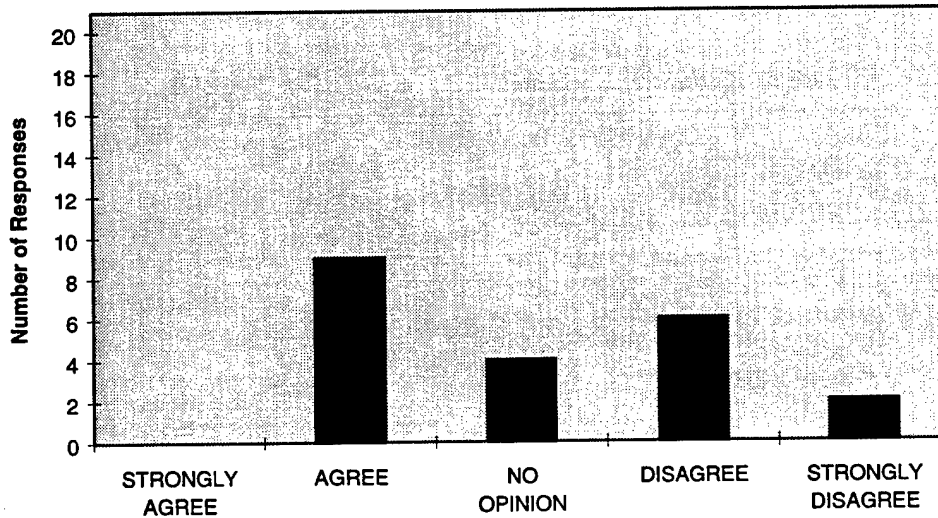


Appendix C POC Survey Results

The process of evaluating the installation environmental status is facilitated through use of the EQCC / Working EQCC

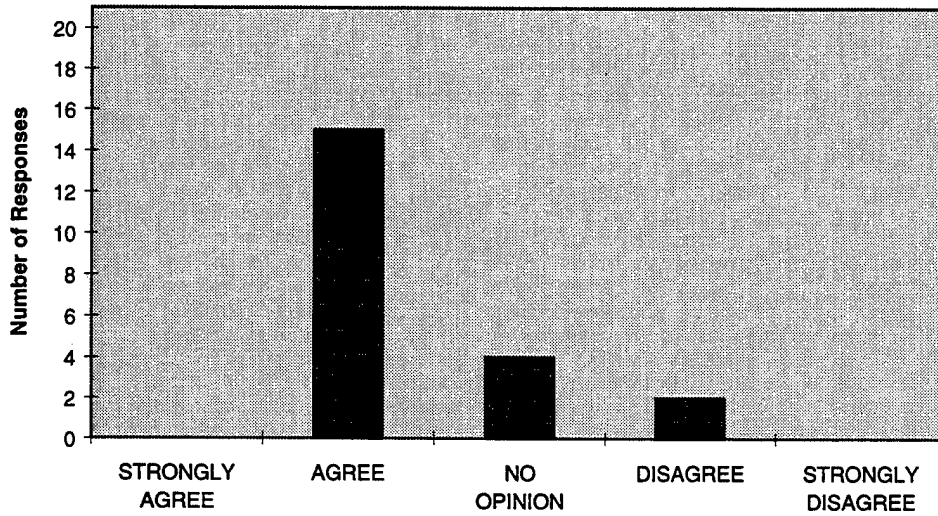


The funding reports provide a means to articulate the impact of resource constraints on improving environmental conditions on the installation.

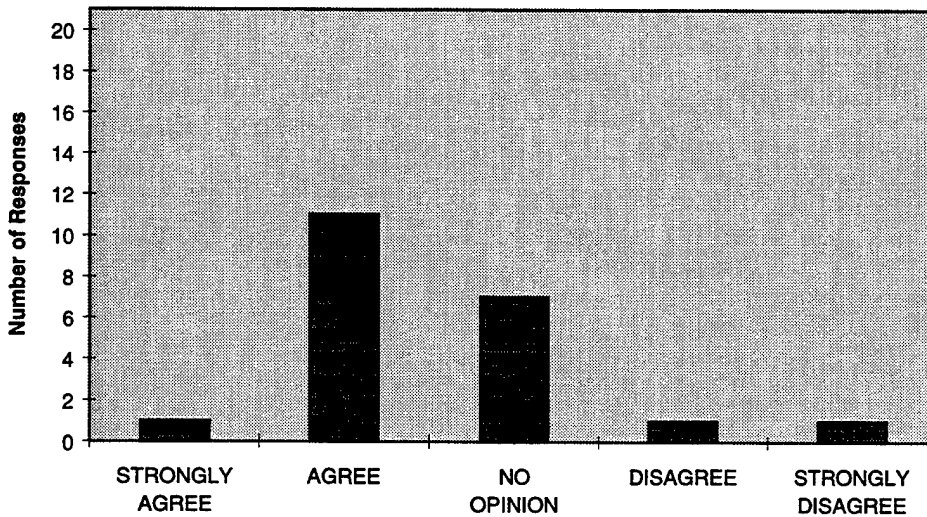


Appendix C POC Survey Results

The revised Green/Amber/Red standards are appropriate for evaluating the media.

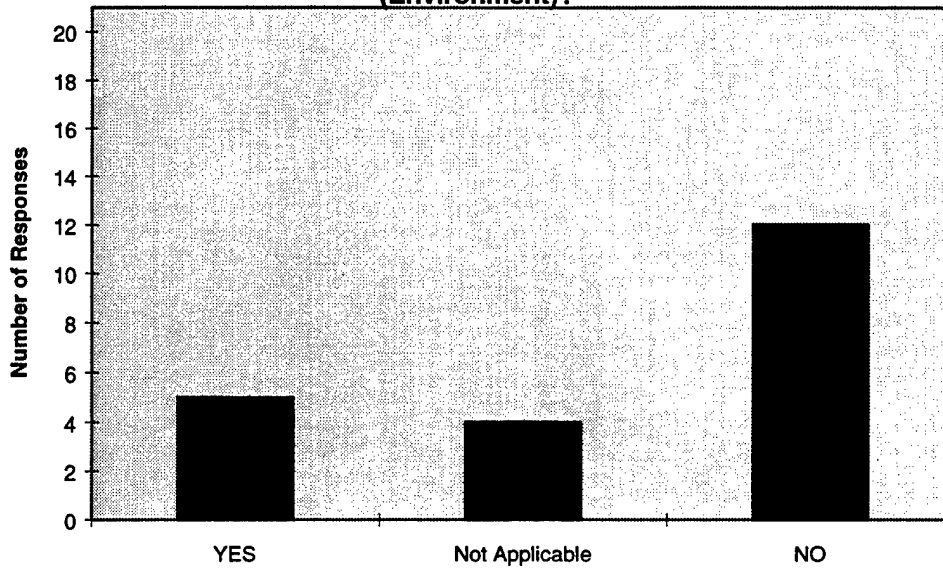


The algorithms for computing the C-ratings are appropriate.

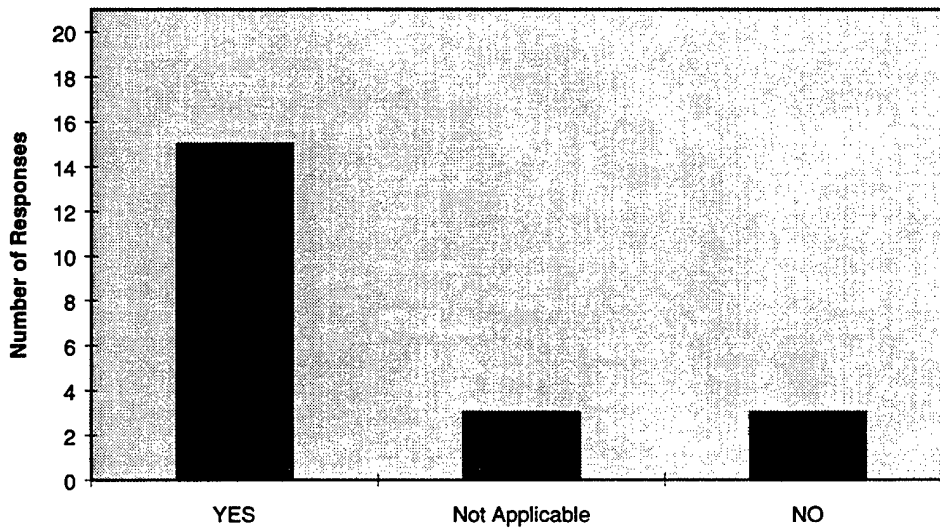


Appendix C POC Survey Results

Is the EQCC an effective group to administer the ISR Part II
(Environment)?

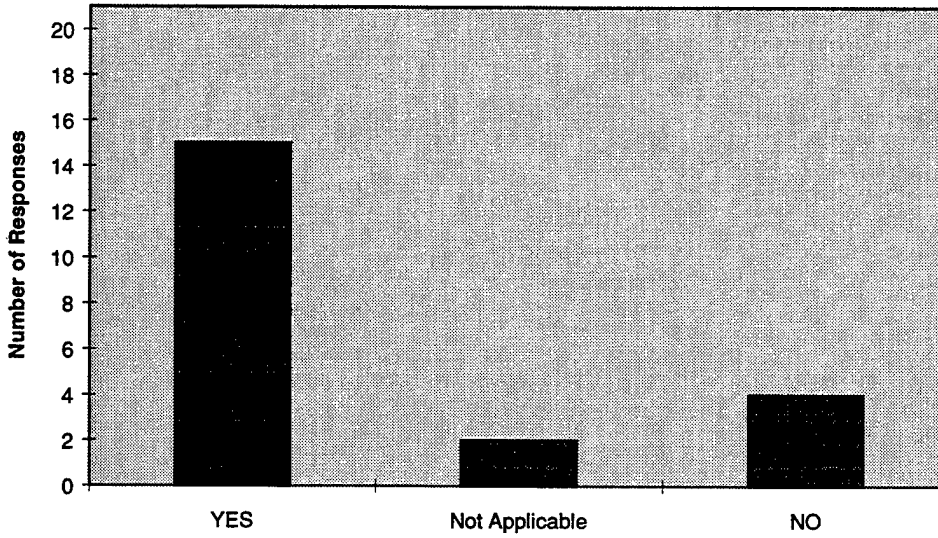


Are the four areas properly weighted in the algorithm?

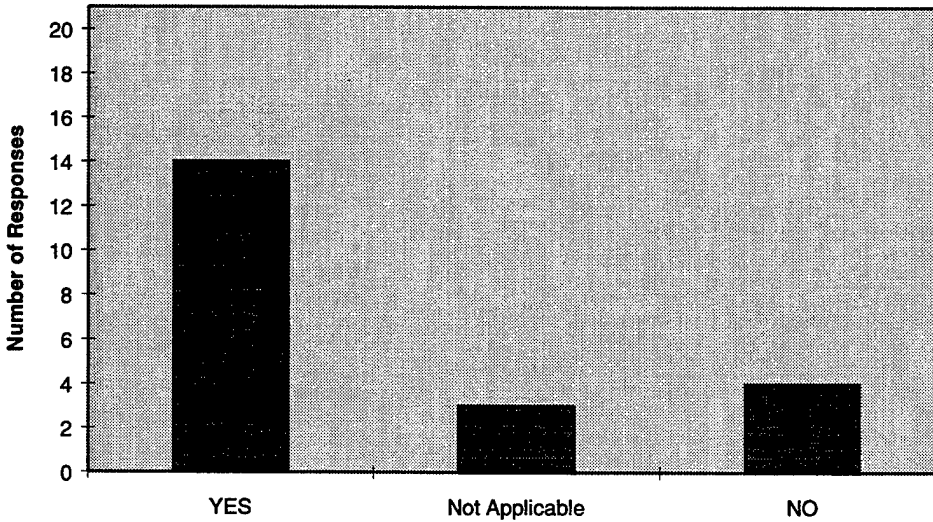


Appendix C POC Survey Results

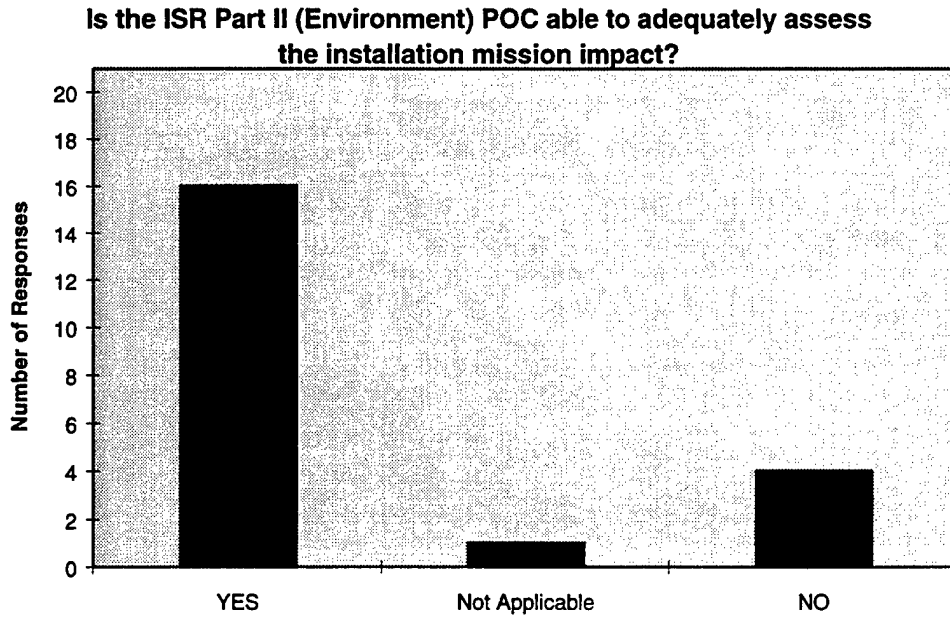
Is the ISR Part II (Environment) sufficiently objective?



Is there sufficient flexibility in the assessment to indicate progress?



Appendix C POC Survey Results



Appendix D List Of ISR POC's

MACOM	Installation	Name	Voice Telephone	Fax Telephone
AMC	A-HQ AMC (ROCK ISLAND)	Gary Badtram (AMC installations + services activity)	AVN 793-8268	309-782-7566
AMC	A-HQ AMCCOM (ROCK ISLAND)	Chris Vercautren	AVN 793-2235	309-782-1457
AMC	A-HQ AMCCOM (ROCK ISLAND)	Lynn Wandrey	AVN 793-2288	309-782-1457
AMC	Aberdeen	Dan Hitchings OR Amy Dean	AVN 298-7001 C- 410-278-7001	410-278-4291
AMC	Aberdeen **POC	Butch Grzanka	AVN 298-5225/2952 Com 410-278-	AVN 298-9344
AMC	Anniston	CarolLynne Blakney	AVN 571-6520 c- 205-235-6520	205-235-7726
AMC	MICOM (REDSTONE)	Jerry Halton	AVN 746-6125	AVN 746-0887
AMC	MICOM (REDSTONE)	Sue Cardwell	AVN 788-2845	AVN 746-0887
AMC	Natick	John McHugh	508-651-5550	508-651-5393
AMC	Radford	Michael Lee	AVN 931-8596/8146 (C703-639-)	703-931- 4361
AMC	Ravenna	Tim Morgan	216-358-7311	216-358-7314
AMC	Rock Island	Dr David Foss	793-7855 ot 7854 C- 309-782-	309-782-7122
Army Evt Ctr	Aberdeen	Curt Williams	C-410-671-1230 AVN584-1230/1200	410-671-1675
Army Evt Ctr	Aberdeen	Jim Briggs	avn 584-1683	410-671-1695
Army Evt Ctr FORSCOM	Aberdeen A-HQ FORSCOM (FT MCPHERSON)	Michael Wieber Dave Snare	410-679-3338 AVN 367-5781 C- 404-669-5781	410-671-1695 404-669-7827

Appendix D List Of ISR POC's

MACOM	Installation	Name	Voice Telephone	Fax Telephone
FORSCM	BRAGG	Lance Locklear	236-6680 C-910-396-6680	910-396-5830
FORSCM	Campbell	Bogard, Corinne	502-798-2877	502-798-3561
FORSCM	Campbell	Smith, Neal	502-798-3165	502-798-3561
FORSCOM	CARSON	Mark Mann	C-719-526-4665/2022 (DSN)	719-526-1705
FORSCOM	Drum	David Hughes	341-5678	
FORSCOM	Drum	Loren Zeilhofer	C-315-772-7178 AVN 341-7178	315-772-8050
FORSCOM	Stewart	Dan Ellett	AVN 870-4652 c-912-767-	DSN 870-1075
FORSCOM	Stewart	Tom Fry	DSN 870-1078/912-767-1078 OR 2010	912-767-9779
HQDA	ACSIM	Ann Engelberger	703-693-4583 (AVN 223-4583)	703-693-4791
HQDA	ACSIM	Mike Reid	C-703-695-0089 AVN 225-0089	703-693-6511 AVN 223-6511
HQDA	ASA(FM&C)	Leonard Weltz	703-695-5951 (AVN 225-)	703-693-1003 (AVN 223)
HQDA	ASA(FM&C)	Suzanne Carlton	703-695-5951 (AVN 225-)	703-693-1003 (AVN 223)
HQDA	ACSIM	Jim Wakefield	703-604-0455	703-604-0469
MDW	A-HQ MDW (FT MCNAIR)	Dirk French	202-475-2793	202-475-7574
MDW	BELVOIR	Clint Horton	703-806-4007	703-806-3246
MDW	BELVOIR	Edward Dunn	703-806-4007	703-806-3246
MDW	Belvoir (DRM)	Mrs Thomason	703-805-3371	703-805-3775
MDW	Myer	Edna Barber	703-696-6365	703-696-2185
MDW	Ritchie	Bill Hofmann	AVN 277-4159	717-878-5347

Appendix D List Of ISR POC's

MACOM	Installation	Name	Voice Telephone	Fax Telephone
MDW	Ritchie (DRM)	John Campbell	C-301-878-6373 AVN 277-6373	301-878-5335
MEDCOM	A-HQ MEDCOM (SAN ANTONIO)	Damon Cardenas	AVN 471-6441	210-221-6672
MEDCOM	Detrick	Dr Henry Erbes LtCol McArthur	301-619-7318 DSN 343-7318	301-619-2555
R+K TRADOC	R+K Engineering A-HQ TRADOC (FT MONROE)	John Hesson Shawn Holsinger	703-683-7100 DSN680-3045 C- 804-727-3045	703-519-9349 c-804-727-2362
TRADOC	Benning	Gary Conner	AVN 784-6712/7102 C-706-544-	706-544-7210
TRADOC	Benning	John Brent Mike Morales 886-1471	AVN 835-4766 C- 706-545-4766	706-545-7814
TRADOC	Carlisle	Tom KellyChuck Covalt	AVN 242-3893	717-245-4296
TRADOC	Eustis	Damon Doumlele	AVN 927-4244/C- 804-878-4244	C-804-878-4589
TRADOC	Eustis	Steve McCall	AVN 927-4244/C- 804-878-4244	C-804-878-4589
TRADOC TRADOC	Ft Sill Gordon	Mikell Hager Chris Damour	AVN 639-3234/4737 AVN 780-2403 or 2397 C-706-791-	405-442-5722 706-791-8545
TRADOC	Gordon	Steve Willard	AVN 780-2403 or 2397 C-706-791-	706-791-8545
USARPC	A-HQ USARPAC (FT SHAFTER)	Ken Kramer	c-808-438-1526	808-438-8688
USARPC	A-HQ USARPAC (FT SHAFTER)	Richard Miizawa	C-808-438-9333	808-438-8688
USARPC	Richardson	Chris McCamish	907-384-3519 (AVN 317-384-)	907-428-1186
USARPC	Richardson	Doug Johnson (Chief of Environmental)	907-384-3003	907-428-1186
USARPC	Schofield	Jeanette Barad	C-808-656-2878	808-656-1039
West Point	ORCEN (WEST POINT)	Robert Plummer (Operations Research Analyst)	914-638-5662 AVN 688-5662	914-938-5665 AVN 688-5665

Appendix E Schedule 11

SCHEDULE: 11 (\$000)										
DATE:	CMD/AGENCY:				POC:					
APPN CODE:	ROC:				PHONE: DSN					
ACCT CODE:										
	FY 94	FY 94	FY 95	FY 95	FY 96	FY 96	FY 97	FY 97	Overall C-Rating	Target C-Rating
	Funded	Un-Funded	Funded	Un-Funded	Funded	Un-Funded	Funded	Un-Funded		
COMPLIANCE										
Air Quality Management										
Hazardous Waste Management										
Environmental Noise										
Solid Waste Management										
Storage Tanks Management										
Asbestos Management										
Radon Management										
Lead Based Paint Management										
Wastewater Management										
Water Quality Management										
Contingency Planning / POL Management										
Polychlorinated Biphenyls (PCB) Management										
National Environmental Policy Act (NEPA)										
SUBTOTAL										
CONSERVATION										
Integrated Resources Management										
Wetlands Management										
Threatened & Endangered Species Management										
Cultural Resources Management										
Integrated Pest Management										
SUBTOTAL										
RESTORATION										
POLLUTION PREVENTION										
Recycling & Solid Waste Reduction										
Hazardous Materials Management										
SUBTOTAL										
FOUNDATION										
Program Management										
TOTAL										
Class I - All										
Class II - High Assessment										
Hazardous Waste Disposal										
Prg Mgt / Training - High										
SUBTOTAL										
All Other										
TOTAL										
Funded Workyears										