



AFCTN Test Report 94-063

AFCTB-ID
94-013



Tinker Air Force Base Raster Transfer

Submitted By:



Image Memory Systems For:


Battelle Memorial Institute

E-3A Sixport Waveguide Switch
Contract #F04606-89-D-0034-SD02

MIL-R-28002A (Raster)

Quick Short Test Report

22 March 1994



Prepared For
Electronic Systems Center
Det 2 HQ ESC/AV-2
4027 Colonel Glenn Hwy, Suite 300
Dayton, Ohio 45431-1672

DTIC QUALITY INSPECTED 3

DISTRIBUTION STATEMENT A

Approved for public release;
Distribution Unlimited

Tinker Air Force Base Raster Transfer

Submitted by:
Image Memory Systems For:
Battelle Memorial Institute
E-3A Sixport Waveguide Switch
Contract #F04606-89-D-0034-SD02

MIL-R-28002A (Raster)

Quick Short Test Report

22 March 1994

Prepared By

Air Force CALS Test Bed
Wright-Patterson AFB, OH 45433

AFCTB Contact

Gary Lammers
(513) 427-2295

AFCTN Contact

Mel Lammers
(513) 427-2295

DTIC QUALITY INSPECTED 3


DISCLAIMER

This document was prepared as an account of the work sponsored by the Air Force. Neither the United States Government, the Air Force, nor any of their employees makes any warranty, express or implied, or assumes any legal liability or responsibility for the accuracy, completeness, or usefulness of any information, apparatus, product, or process disclosed, nor represents that its use would not infringe on privately owned rights. Reference herein to any specific commercial products, process, or service by trade name, trademark, manufacturer, or otherwise, does not necessarily constitute or imply its endorsement, recommendation, or favoring by the United States Government or the Air Force. The views and opinions of authors expressed herein do not necessarily state or reflect those of the United States Government or the Air Force, and shall not be used for advertising or product endorsement purposes.

Available to the public from the
National Technical Information Service
U.S. Department of Commerce
5285 Port Royal Road
Springfield, VA 22161

This report and those involved in its preparation do not endorse any product, process, or company stated herein. Use of these means by anyone does not imply certification by the Air Force CALS Test Network (AFCTN).

DISCLAIMER NOTICE



THIS DOCUMENT IS BEST QUALITY AVAILABLE. THE COPY FURNISHED TO DTIC CONTAINED A SIGNIFICANT NUMBER OF COLOR PAGES WHICH DO NOT REPRODUCE LEGIBLY ON BLACK AND WHITE MICROFICHE.

Air Force CALS Test Bed

Notification of Test Results

22 March 1994

This notice documents the results of an Air Force CALS Test Bed (AFCTB) Quick Short Test Report (QSTR) evaluation of data submitted by:

Image Memory Systems

Identified as follows:

Title:	Tinker Air Force Base Raster Transfer
Program:	E-3A Sixport Waveguide Switch
Program Office:	ALC/TILDOE
Contract No.:	F04606-89-D-0034-SD02
QSTR No.:	AFCTB-ID 94-013

Received on the following media: **9-Track Tape**

The results of the AFCTB Quick Short Test evaluation are as follows:

MIL-STD-1840A Media Format:	Fail
MIL-D-28000A IGES:	N/A
MIL-M-28001A SGML:	N/A
MIL-R-28002A Raster:	Pass
MIL-D-28003 CGM:	N/A

Formal results with associated disclaimer are documented and available from the AFCTB.

**Air Force CALS Test Bed
HQ ESC/AV-2P
4027 Colonel Glenn Highway, Suite 300
Dayton, OH 45431-1672
Phone: 513-257-3085 FAX: 513-257-5881**

Contents

1.	Introduction.....	1
1.1.	Background.....	1
1.2.	Purpose.....	2
2.	Test Parameters.....	3
3.	1840A Analysis.....	5
3.1.	External Packaging.....	5
3.2.	Transmission Envelope.....	5
3.2.1.	Tape Formats.....	5
3.2.2.	Declaration and Header Fields.....	6
4.	IGES Analysis.....	6
5.	SGML Analysis.....	7
6.	Raster Analysis.....	7
7.	CGM Analysis.....	8
8.	Conclusions and Recommendations.....	9
9.	Appendix A - Tapetool Report Logs.....	10
9.1.	Tape Catalog.....	10
9.2.	Tape Evaluation Log.....	11
9.3.	Tape File Set Validation Log.....	14
9.4.	Other Tape Reading Logs.....	18

10. Appendix B - Detailed Raster Analysis.....	19
10.1. File D001R001.....	19
10.1.1. Output IGESView.....	19
10.1.2. Output RxHighlight.....	20
10.2. File D002R001.....	21
10.2.1. Output IGESView.....	21
10.2.2. Output RxHighlight.....	22
10.3. File D003R001.....	23
10.3.1. Output IGEView.....	23
10.3.2. Output IGESView Detail.....	24
10.3.3. Output RxHighlight.....	25

1. Introduction

1.1 Background

The Department of Defense (DoD) Air Force Continuous Acquisition and Life-cycle Support (CALS) Test Network (AFCTN) is conducting tests of the military standard for the Automated Interchange of Technical Information, MIL-STD-1840A, and its companion suite of military specifications. The AFCTN is a DoD sponsored confederation of voluntary participants from industry and government managed by the Electronic Systems Center (ESC).

The primary objective of the AFCTN is to evaluate the effectiveness of the CALS standards for technical data interchange and to demonstrate the technical capabilities and operational suitability of those standards. Two general categories of tests are performed to evaluate the standards; formal and informal.

Formal tests are large and comprehensive, which follow a written test plan, require specific authorization from the DoD, and may take months to prepare, execute, and report.

Informal tests are quick and short, used by the AFCTN technical staff, to broaden the testing base. They include representative samples of the many systems and applications used by AFCTN participants. They also allow the AFCTN staff to gain feedback from many industry and government interpretations of the standards, to increase the base of participation in the CALS initiative, and respond to the many requests for help that come from participants. Participants take part voluntarily, benefit by receiving an evaluation of their latest implementation (interpretation) of the standards, interact with the AFCTN technical staff, gain experience using the standards, and develop increased confidence in them. The results of informal tests are reported in Quick Short Test Reports (QSTRs) that briefly summarize the standard(s) tested, the hardware and software used, the nature of the test, and the results.

1.2 Purpose

The purpose of the informal test, reported in this QSTR, was to analyze Image Memory Systems' and Battelle Memorial Institute's interpretation and use of the CALS standards in transferring technical Raster data. Image Memory Systems used its CALS Technical Data Interchange System to produce data, in accordance with the standards, and delivered it to the AFCTN technical staff on a 9-track magnetic tape.

2. Test Parameters

Test Plan: AFCTB 94-013

Date of
Evaluation: 22 March 1994

Evaluator: George Elwood
Air Force CALS Test Bed
DET 2 HQ ESC/AV-2P
4027 Colonel Glenn Hwy
Suite 300
Dayton OH 45431-1672

Data
Originator: John Pugnale
Image Memory Systems
6000 Webster Street
Dayton OH 45414
(513) 890-5022

Scott Smith
Battelle Memorial Institute
505 King Street
Columbus OH 43201-2693
(614) 424-4561

Data
Description: Technical Manual Test
3 Document Declaration files
3 Raster files

Data
Source System: 1840

HARDWARE

M4 9-Track Tape Drive

SOFTWARE

Novastor TPU 4.10A

Raster

HARDWARE

PC 486

SOFTWARE

AUTODESK AutoCAD R12
Image Systems Technology, Inc.
CAD Overlay ESP 4.0
Houston Instruments JetView Pro 1.1
AFCTN Headedit

Evaluation Tools Used:

MIL-STD-1840A (TAPE)

SUN 3/280

AFCTN Tapetools v1.2.10 UNIX
XSoft CAPS/CALS v40.4

MIL-R-28002 (Raster)

HP 735

AFCTN xrastb.hp
InterCAP X-Change v7.82

SGI Indigo2

AFCTN xrastb.sgi
IGES Data Analysis (IDA) CALSView

SUN SparcStation 2

Carberry CADLeaf Plus v3.1
AFCTN validg4
AFCTN xrastb.sun4
IDA IGESView v3.0
Island Graphics IslandPaint v3.0
Rosetta Technologies Prepare
Rosetta Technologies Preview

PC 486

IDA IGESView Windows
Inset Systems HiJaak Pro
Expert Graphics RxHighlight v1.0
Rosetta Technologies Prepare
Rosetta Technologies Preview

Standards

Tested:

MIL-STD-1840A
MIL-R-28002A

3. 1840A Analysis

3.1 External Packaging

The tape arrived at the Air Force CALS Test Bed (AFCTB) enclosed in a box in accordance with ASTM D 3951. The exterior of the box was marked with a magnetic tape warning label, as required by MIL-STD-1840A, para. 5.3.1.3.

The tape was enclosed in a barrier bag as required by MIL-STD-1840A, para. 5.3.1.2. Inspection of the tape reel showed the label indicating the recording density as required by MIL-STD-1840A, para. 5.3.1. Enclosed in the box was a packing list showing all files recorded on the tape.

3.2 Transmission Envelope

The 9-track tape received by the AFCTB contained MIL-STD-1840A files. The files were named per the standard conventions.

3.2.1 Tape Formats

The tape was run through the AFCTN *Tapetool* v1.2.10 utility. Twelve errors and three notes were encountered while evaluating the contents of the tape labels. All of the errors relate to a character placed in a reserved space in the tape headers. This is an ANSI error. The error was traced to the second zero (0) in the group shown below. This may be an added or misplaced digit in the offset length block.

HDR2D0204800260

B

00

Label Identifier: HDR2
Recording Format: D
Block Length: 02048
Record Length: 00260
Offset Length: 0

*** ERROR (ANSI X3.27; 8.5.1.1) - Columns 53-80 are reserved
for future standardization and must be spaces.

Two notes were reported in file D001R001 and D002R001. The AFCTB *Tapetool* reported an incomplete last block. Some tape systems will not process short block information resulting in a lose of data.

*** NOTE - Last block was incomplete. Short blocks are prone to be interpreted as noise by some tape drives.
Tape Label => 2048, Actual => 512, Block Number => 33

A note was reported on the tape label version. MIL-STD-1840A permits the use of both version three and four. The most current standard should be used and noted.

The tape was read using XSoft's *CAPS read1840A* utility without any reported errors. When the files were checked, only one Document Declaration file and one Raster file were noted. This was caused by the renaming function in the software which used the same name for each file, resulting in only the last file being maintained.

Because of the reported errors in the tape headers, the tape does not meet the physical structure requirements defined in the CALS MIL-STD-1840A.

3.2.2 Declaration and Header Fields

No errors were reported in the Document Declaration file and data file headers. This portion of the tape meets the requirements defined in MIL-STD-1840A.

4. IGES Analysis

No Initial Graphics Exchange Specification (IGES) files were included in this evaluation.

5. SGML Analysis

No Standard Generalized Markup Language (SGML) files were included in this evaluation.

6. Raster Analysis

The tape contained three Raster files. All files were evaluated using the AFCTN *validg4* utility. This program reported that all files meet the CALS MIL-R-28002A specification.

The AFCTB has several tools for viewing Raster files. These tools are not used to generate a pass/fail but to report how commercially available software can handle the files. Many of these products are used in the development of technical publications and are good indicators of usability. The use of these products is not an endorsement nor an indication of CALS capability. All operations were performed using the default settings.

The files were read into the AFCTN *xrastb.sun4*, *xrastb.sgi*, and *xrastb.hp* viewing utility. No problems were noted.

The files were converted using another utility available within the AFCTB without a reported error. The resulting files were read into Island Graphics' *IslandPaint* and displayed.

The Raster files were read into Carberry's *CADLeaf* software without a reported error and displayed.

The files were read and displayed using IDA's *CALSVIEW*.

The files were read into IDA's *IGESVIEW* and *IGESVIEW for Windows*, displayed and printed without a reported error.

The files were read into Inset Systems' *HiJaak for Windows* without a reported error.

The files were read and displayed using InterCAP's *X-Change* without a reported error.

The Raster files were converted using Rosetta Technologies' *Prepare* without a reported error. The resulting files were read into Rosetta Technologies' *Preview* and displayed.

The Raster files were imported into Expert Graphics' *RxHighlight*, displayed and printed without a reported error.

The three Raster files were imported into all of the Raster tools available in the AFCTB. No problems were encountered during this operation. It was noted that some letters in files R101 and R301 ran together. The letters that displayed this characteristic were letters with horizontal lines like "E", "T", and "L". Anytime one of these letters occurred in text, an extension was noted to the next letter. The source of this problem is not known.

The Raster files meet the CALS MIL-R-28002A specification.

7. CGM Analysis

No Computer Graphics Metafile (CGM) files were included in this evaluation.

8. Conclusions and Recommendations

The tape submitted by Image Memory Systems had errors in the basic ANSI tape header construction, due to a character in the ANSI 3.27 reserved space. The ANSI tape header does not meet the CALS MIL-STD-1840A requirements. The physical structure of the CALS headers and Document Declaration file had no reported errors and meet the CALS MIL-STD-1840A requirements.

The three Raster files meet the CALS MIL-R-28002A specification. What appears to be a conversion error is noted in some of the text.

The tape submitted by Image Memory Systems does not meet the CALS MIL-STD-1840A requirements due to the errors in the ANSI tape header construction.

9. Appendix A - Tapetool Report Logs

9.1 Tape Catalog

CALS Test Network Catalog Evaluation - Version 1.2; Release 10 (C)

Standards referenced:

MIL-STD-1840A (1987) - Automated Interchange of Technical Information

ANSI X3.27 (1987) - File Structure and labeling of Magnetic Tapes
for Information Interchange

ANSI X3.4 (1986) - Coded Character Sets - 7 Bit ASCII

Fri Mar 18 12:41:02 1994

MIL-STD-1840A File Catalog

File Set Directory: /cals/u1210/Set051

Page: 1

File Name	File Type	Record Format/ Length	Block Length/Total	Selected/ Extracted
D001	Document Declaration	D/00260	02048/000001	Extracted
D002	Document Declaration	D/00260	02048/000001	Extracted
D003	Document Declaration	D/00260	02048/000001	Extracted
D001R001	Raster	F/00128	02048/000033	Extracted
D002R001	Raster	F/00128	02048/000017	Extracted
D003R001	Raster	F/00128	02048/000056	Extracted

Catalog Process terminated normally.

9.2 Tape Evaluation Log

CALS Test Network Tape Evaluation - Version 1.2; Release 10 (C)

Standards referenced:

ANSI X3.27 (1987) - File Structure and labeling of Magnetic Tapes
for Information Interchange

ANSI X3.4 (1986) - Coded Character Sets - 7 Bit ASCII

Fri Mar 18 12:40:55 1994

ANSI Tape Import Log

Allocating tape drive /dev/rmt0...

/dev/rmt0 allocated.

VOL1BMI001

CALS

3

Label Identifier: VOL1
Volume Identifier: BMI001
Volume Accessibility:
Owner Identifier: CALS
Label Standard Version: 3

*** NOTE (ANSI X3.27; 8.3.1.8) - The Label Standard Version
should be 4 to represent the current level of ANSI X3.27.

HDR1D001

BMI001000100010000 94074 00000 000000

Label Identifier: HDR1
File Identifier: D001
File Set Identifier: BMI001
File Section Number: 0001
File Sequence Number: 0001
Generation Number: 0000
Generation Version Number:
Creation Date: 94074
Expiration Date: 00000
File Accessibility:
Block Count: 000000
Implementation Identifier:

HDR2D0204800260

B

00

12

EOF1D001R001 BMI001000100040000 94074 00000 000033

<<<< PART OF LOG FILE REMOVED HERE >>>>

***** Tape Mark *****

***** Tape Mark *****

End of Volume BMI001

End Of Tape File Set

Deallocating /dev/rmt0...

Tape Import Process terminated with 12 error(s), 0 warning(s),
and 3 note(s).

9.3 Tape File Set Validation Log

CALS Test Network File Set Evaluation - Version 1.2; Release 10 (C)

Standards referenced:

MIL-STD-1840A (1987) - Automated Interchange of Technical Information

Fri Mar 18 12:41:02 1994

MIL-STD-1840A File Set Evaluation Log

File Set: Set051

Found file: D001

Extracting Document Declaration Header Records...

Evaluating Document Declaration Header Records...

srcsys: Battelle Memorial Institute, 505 King Avenue, Columbus, OH 43201-2693, Cage Co
79986

srcdocid: X18264519

srcrelid: 18264502

chglvl: ORIGINAL

dteisu: 19930209

dstsys: U S Air Force, Tinker AFB, OK

dstdocid: TO BE ASSIGNED

dstrelid: NONE

dtetrm: 19940314

dlvacc: NONE

filcnt: R001

ttlcls: UNCLASS

doccls: UNCLASS

doctyp: NONE

docttl: Drive Housing Bracket

Found file: D001R001

Extracting Raster Header Records...

Evaluating Raster Header Records...

srcdocid: X18264519

dstdocid: TO BE ASSIGNED

txtfilid: NONE

figid: NONE

srcgph: NONE

doccls: UNCLASS

rtype: 1

rorient: 000,270

rpelcnt: 004400,006800

rdensty: 0200

notes: NONE

Saving Raster Header File: D001R001_HDR
Saving Raster Data File: D001R001_GR4

Evaluating numbering scheme...
No errors were encountered during numbering scheme evaluation.
Numbering scheme evaluation complete.

Checking file count...
No errors were encountered during file count verification.
File Count verification complete.

No errors were encountered in Document D001.

Found file: D002
Extracting Document Declaration Header Records...
Evaluating Document Declaration Header Records...

srcsys: Battelle Memorial Institute, 505 King Avenue, Columbus, OH 43201-2693, Cage Co
79986
srcdocid: PL18261105
srcrelid: NONE
chglvl: ORIGINAL
dteisu: 19930805
dstsys: U S Air Force, Tinker AFB,
dstdocid: TO BE ASSIGNED
dstrelid: NONE
dtetrm: 19940314
dlvacc: NONE
filcnt: R001
ttlcls: UNCLASS
doccls: UNCLASS
doctyp: PL
docttl: Electronic Case Assembly

Found file: D002R001
Extracting Raster Header Records...
Evaluating Raster Header Records...

srcdocid: PL18261105
dstdocid: TO BE ASSIGNED
txtfilid: NONE
figid: NONE
srcgph: NONE
doccls: UNCLASS
rtype: 1
rorient: 000,270
rpelcnt: 002312,003201
rdensty: 0300

notes: NONE

Saving Raster Header File: D002R001_HDR
Saving Raster Data File: D002R001_GR4

Evaluating numbering scheme...
No errors were encountered during numbering scheme evaluation.
Numbering scheme evaluation complete.

Checking file count...
No errors were encountered during file count verification.
File Count verification complete.

No errors were encountered in Document D002.

Found file: D003
Extracting Document Declaration Header Records...
Evaluating Document Declaration Header Records...

srcsys: Battelle Memorial Institute, 505 King Avenue, Columbus, OH 43201-2693, Cage Co
79986
srcdocid: X18262101
srcrelid: NONE
chglvl: ORIGINAL
dteisu: 19920619
dstsys: U S Air Force, Tinker AFB,
dstdocid: TO BE ASSIGNED
dstrelid: 18261100
dtetrn: 19940314
dlvacc: NONE
filcnt: R001
ttlcls: UNCLASS
doccls: UNCLASS
doctyp: NONE
doctl: Electronics Housing Assembly

Found file: D003R001
Extracting Raster Header Records...
Evaluating Raster Header Records...

srcdocid: X18262101
dstdocid: TO BE ASSIGNED
txtfilid: NONE
figid: NONE
srcgph: NONE
doccls: UNCLASS
rtype: 1
rorient: 000,270

rpelcnt: 006832,004476
rdensty: 0200
notes: NONE

Saving Raster Header File: D003R001_HDR
Saving Raster Data File: D003R001_GR4

Evaluating numbering scheme...
No errors were encountered during numbering scheme evaluation.
Numbering scheme evaluation complete.

Checking file count...
No errors were encountered during file count verification.
File Count verification complete.

No errors were encountered in Document D003.

No errors were encountered in this File Set.

MIL-STD-1840A File Set Evaluation Complete.

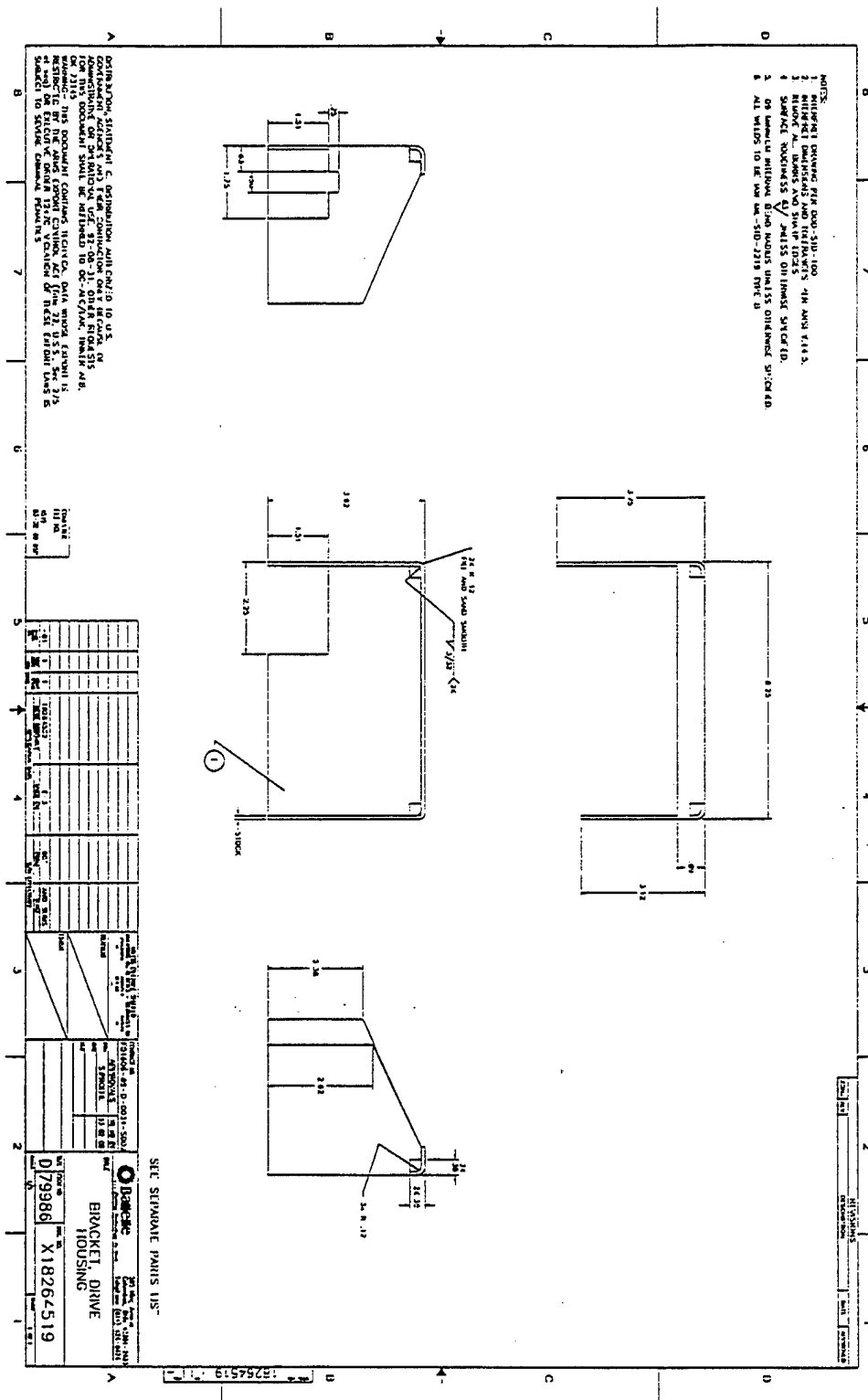
9.4 Other Tape Reading Logs

```
/cals/caps/Bin/read1840A: --- Read declaration file 'D001      ' ---
/cals/caps/Bin/read1840A: --- Read declaration file 'D002      ' ---
/cals/caps/Bin/read1840A: --- Read declaration file 'D003      ' ---
/cals/caps/Bin/read1840A: writing data file '94013/TOBEASSIGNED/TOBEASSIGNED1.R.cci'.
-- declaration file indicates 0 files of type T
-- declaration file indicates 0 files of type G
-- declaration file indicates 0 files of type H
-- declaration file indicates 0 files of type Q
-- declaration file indicates 1 files of type R
-- declaration file indicates 0 files of type C
-- declaration file indicates 0 files of type X
-- declaration file indicates 0 files of type P
-- declaration file indicates 0 files of type Z
/cals/caps/Bin/read1840A: writing data file '94013/TOBEASSIGNED/TOBEASSIGNED1.R.cci'.
-- declaration file indicates 0 files of type T
-- declaration file indicates 0 files of type G
-- declaration file indicates 0 files of type H
-- declaration file indicates 0 files of type Q
-- declaration file indicates 1 files of type R
-- declaration file indicates 0 files of type C
-- declaration file indicates 0 files of type X
-- declaration file indicates 0 files of type P
-- declaration file indicates 0 files of type Z
/cals/caps/Bin/read1840A: writing data file '94013/TOBEASSIGNED/TOBEASSIGNED1.R.cci'.
-- declaration file indicates 0 files of type T
-- declaration file indicates 0 files of type G
-- declaration file indicates 0 files of type H
-- declaration file indicates 0 files of type Q
-- declaration file indicates 1 files of type R
-- declaration file indicates 0 files of type C
-- declaration file indicates 0 files of type X
-- declaration file indicates 0 files of type P
-- declaration file indicates 0 files of type Z
```

10.1.1 Output IGESView



10.1.2 Output RxHighlight



10.2 File D002R001

10.2.1 Output IGESView

PARTS LIST: PL18261105				BATTIELE MEMORIAL INSTITUTE 505 KING AVENUE, COLUMBUS, OH 43201		SHEET 1 OF 1
TITLE: Electronic Case Assembly				CAGE CODE 79986		REVISED
CONTRACT NO.: Y04606-89-D-0034-S002				DATE: 93-08-05		AUG 16 1993
ORIG DATE: 92-04-17 EO NO.: 3199 APPROVAL: <i>[Signature]</i>				REVISION: A		
Item No.	Qty Rqd Per	Part or Identifying No.	Cage No.	Specification/Document Number	Nomenclature or Document Title	Notes
1	1	18261106-01	79986		Wall, Outer Case Electronic Housing	
2	1	18261107-01	79986		Wall, Inner Case Electronic Housing	
3	AR			MIL-C-81286	Coating Urethane, Aliphatic Isocyanate Color Number 17925 IAW FED-STD-595	
4	AR			MIL-P-23377	Primer Coating, Epoxy, Polyamide Chemical and Solvent Resistant	

DISTRIBUTION STATEMENT C. DISTRIBUTION AUTHORIZED TO U.S. GOVERNMENT AGENCIES AND THEIR CONTRACTOR ONLY BECAUSE OF ADMINISTRATIVE OR OPERATIONAL USE. 92-08-31. OTHER REQUESTS FOR THIS DOCUMENT SHALL BE REFERRED TO OC-AIC/LAK, TINKER AFB, OR 73145.
WARNING - THIS DOCUMENT CONTAINS TECHNICAL DATA WHOSE EXPORT IS RESTRICTED BY THE ARMS EXPORT CONTROL ACT (1918) 22, U.S.S., Sec 275 et seq) OR EXECUTIVE ORDER 12470. VIOLATION OF THESE EXPORT LAWS IS SUBJECT TO SEVERE CRIMINAL PENALTIES.

10.2.2 Output RxHighlight

PARTS LIST: PL18261105				BATELLE MEMORIAL INSTITUTE 505 KING AVENUE, COLUMBUS, OH 43201		SHEET 1 OF 1 RELEASED	
TITLE: Electronic Case Assembly				CAGE CODE 79986			
CONTRACT NO.: F04606-89-D-0034-SD02							
ORIG DATE: 92-04-17 EO NO.: 3199 APPROVAL: <i>DE Kalken</i> DATE: 93-08-05				REVISION: A		AUG 16 1993	
Item No.	Qty Rqd	Per	Part or Identifying No.	Cage No.	Specification/Document Number	Nomenclature or Document Title	Notes
1	1	-10	18261106-01	79986		Wall, Outer Case Electronic Housing	
2	1		18261107-01	79986		Wall, Inner Case Electronic Housing	
3		AR			MIL-C-83286	Coating Urethane, Aliphatic Isocyanate Color Number 17925 IAW FED-STD-595	
4		AR			MIL-P-23377	Primer Coating, Epoxy, Polyamide Chemical and Solvent Resistant	

DISTRIBUTION STATEMENT C. DISTRIBUTION AUTHORIZED TO U.S. GOVERNMENT AGENCIES AND THEIR CONTRACTOR ONLY BECAUSE OF ADMINISTRATIVE OR OPERATIONAL USE. 92-08-31. OTHER REQUESTS FOR THIS DOCUMENT SHALL BE REFERRED TO OC-ALC/LAR, TINKER AFB, OR 73145.
WARNING - THIS DOCUMENT CONTAINS TECHNICAL DATA WHOSE EXPORT IS RESTRICTED BY THE ARMS EXPORT CONTROL ACT (Title 22, U.S.S., Sec 275 et seq) OR EXECUTIVE ORDER 12470. VIOLATION OF THESE EXPORT LAWS IS SUBJECT TO SEVERE CRIMINAL PENALTIES.

10.3.1 Output IGESView



10.3.2 Output IGESView Detail

ITEM 1) WITH ITEM 11.
JG FILTER PLATE (ITEM 3) TO
) IN ACCORDANCE WITH WL182
(J2) (ITEM 8) TO POWER CIRC
CORDANCE WITH WL18262101
IG FILTER PLATE ASSEMBLY (IT
SEMBLY (ITEM 4) IN ACCORDAN

ASSEMBLY (ITEM 4) TO CONT
IN ACCORDANCE WITH WL182.
TIVE CAULK (ITEM 24) TO JUN
LTER ASSEMBLY (ITEM 3) AND

