

DEC 12 1955

AD-A278 302

AD-A278 302



COPY 1 (1)

Isotopes . . .

S DTIC
ELECTE
APR 18 1994
F **D**

AN EIGHT-YEAR SUMMARY

OF U. S. DISTRIBUTION

AND UTILIZATION

This document has been approved
for public release and sale; its
distribution is unlimited.

94-11456

PROCESSED 3

94 4 15 014

~~_____~~
~~_____~~
~~_____~~
~~_____~~

Isotopes . . .

AN EIGHT-YEAR SUMMARY OF

DISTRIBUTION AND UTILIZATION

WITH BIBLIOGRAPHY



Accession For	
NTIS CRA&I	<input checked="" type="checkbox"/>
DTIC TAB	<input type="checkbox"/>
Unannounced	<input type="checkbox"/>
Justification	
By	
Distribution /	
Availability Codes	
Dist	Avail and/or Special
A-1	

UNITED STATES ATOMIC ENERGY COMMISSION

March 1955

For sale by the Superintendent of Documents, U. S. Government Printing Office
Washington 25, D. C. - Price \$2 (paper cover)

DTIC QUALITY INSPECTED 3

TABLE OF CONTENTS

	Page		Page
Introduction	1	Agricultural Studies—Continued	
Principles of Isotope Utilization	3	Insect Studies	42
Radioisotopes	3	Physical and Chemical Research	45
Stable Isotopes	5	Physics	45
Medical and Biological Research	7	General Chemistry	46
Fate of Normal Metabolites	8	Physical Chemistry	48
Action of Drugs	12	Organic Chemistry	50
Action of Injurious Agents	13	Industrial Uses	53
Miscellaneous Studies	14	Penetration of Radiation	53
Animal and Plant Studies in Medicine	16	Reflection of Radiation	55
Medical Diagnosis	17	Luminescence	57
Dilution Techniques	17	Ionization	58
Flow or Diffusion Measurements	18	Activation of Chemical Reactions	58
Biochemical Placement	19	Sterilization	58
Radiography	22	Voltage Production	60
Medical Therapy	23	Tracing Atoms	61
Biochemical Placement	23	Future Industrial Aspects	65
Physical Placement	24	Available Materials and Services	66
Teletherapy	29	Radioisotopes	66
Neutron-Capture Therapy	30	Stable isotopes	66
Agricultural Studies	31	Special Services	67
Plant Studies	31	Licensing	68
Animal Studies	38	Radiological Safety	68
		Technical Services and Training Opportunities	69

APPENDICES

	Page		Page
I. Special Sources of Information on Isotopes	73	V. Bibliography—Continued	
II. Chronological Outline of Development of Isotopes Distribution Program	75	M. Fertilizer Uptake by Plants	177
III. Statistics on Isotope Distribution	77	N. Plant Physiology	179
IV. Extent of Chief Medical Uses of Radioisotopes	82	O. Photosynthesis	183
V. Bibliography	83	P. Radiation Effects on Living Organisms	185
List of References on Isotope Utilization:		Q. Biochemistry	193
A. Diagnostic Medicine	84	R. Biosynthesis of Labeled Compounds	221
B. Therapeutic Medicine	89	S. Chemical Synthesis of Labeled Compounds	231
C. Clinical Research	99	T. General Chemistry	236
D. Human Physiology	113	U. Reaction Mechanisms and Kinetics	241
E. General Medical Research	119	V. Radiochemistry	252
F. Immunology	126	W. Radiation Detection	256
G. Metabolite Physiology in Animals	129	X. Radiation Physics	260
H. Non-Metabolite Physiology in Animals	146	Y. Nuclear Properties of Isotopes	270
I. Injurious Agent Physiology in Animals	149	Z. General Physics	282
J. General Animal Physiology	151	AA. General Topics	283
K. Animal Husbandry	166	BB. Isotope Techniques	288
L. Bacteriology	170	CC. Applied Industrial Use	298
		DD. Entomology	305
		VI. Abbreviations Used in Bibliography	307
		VII. Author Index for Bibliography	310

INTRODUCTION

"Isotopes—An Eight-Year Summary of United States Distribution and Utilization" is a résumé of isotope utilization during the first 8½ years of the United States Atomic Energy Commission's distribution program. It is also a supplement to the Three-Year and Five-Year reports of similar title issued by the Commission in 1949 and 1951. This report has been prepared to provide a source for quick reference to the many uses of isotopes and a bibliography on published work with them, categorized by fields of use.

At the cut-off date for the Five-Year Summary (June 30, 1951) the AEC had issued 13,103 authorizations (licenses) to procure isotopes; at the end of 1954, a total of 37,155 authorizations had been issued. During this period the number of United States firms and institutions using radioisotopes has increased from 622 to 2,416. Much of the increased growth has been in industrial utilization; the total number of industrial firms using isotopes increased from 134 to 1,020.

The number of published papers involving the use of isotopes increased from around 3,000 to more than 10,000. More than 7,000 recent open-literature references on work with radioactive and stable isotopes appear in Appendix V. Some special publications of interest to isotope users are listed in Appendix I.

Before the advent of the nuclear reactor, various radioisotopes were made through the use of cyclotrons and other sources of high-speed subatomic particles. They could, however, be produced only in minute quantities, at considerable cost. Although their importance as research tools was immediately recognized, they were available to only a few investigators. The discovery of nuclear fission changed the situation dramatically. The nuclear reactor, in which Uranium 235 is fissioned through a chain reaction process, is a source of radioisotopes in quantities millions of times greater than available previously, with a much greater variety of radiations, and at greatly reduced cost.

Radioisotopes of all the ordinarily stable elements can now be produced. So diversified and extensive have been the methods of arti-

cially transforming atoms that it is now possible to make many more radioactive forms of atoms than the number of stable ones existing in nature. Only 270-odd stable forms, the stable isotopes of 81 of the elements, are known, whereas more than 900 radioactive forms of 100 elements have already been identified, most of which are made artificially.

Radioisotopes are produced in a nuclear reactor by either of two processes. (1) The two parts into which a uranium atom splits, during the fission process, are radioisotopes of elements from atomic numbers 30 to 64, and can be chemically separated from the remaining uranium. (2) The neutrons, which are emitted when uranium fissions, are present in tremendous numbers and produce radioisotopes from materials inserted into the reactor.

After withdrawal from the reactor, the radioactive objects or materials can often be used directly as sources of radiation. In other cases, radioisotopes can be separated chemically from the irradiated material in concentrated form.

Early in 1946, the Manhattan Engineering District established an Isotopes Branch at Oak Ridge, Tennessee, to institute a distribution program.

The first announcement of radioisotopes available under the distribution program was published in the June 14, 1946 issue of *Science*. The first shipment, a small unit of Carbon 14, was made to the Barnard Free Skin and Cancer Hospital in St. Louis, Mo., on August 2, 1946.

A chronological outline of the development of the isotopes distribution program is given in Appendix II.

Less than 6 months following the start of the distribution program, the Atomic Energy Commission took over the administration of the atomic energy project from the Manhattan Engineering District. In a comparatively short time isotopes distribution became a well-established and growing program.

During the first year of the isotope distribution program, approximately 280 radioisotope shipments were made from Oak Ridge National Laboratory to 83 institutions which used them primarily in fundamental research problems.

At the end of 5 years, approximately 19,300 shipments had gone to over 600 institutions throughout the country, many of whom had begun using the material in applied research and routine applications. More than 2,700 shipments of concentrated stable isotopes had been made. In addition to the domestic distribution, some 1,100 radioisotope shipments had gone to approximately 250 institutions in 31 countries abroad.

During the first 5 years, Oak Ridge National Laboratory made all but a very few of the radioisotope shipments. Today, ORNL remains the primary source of supply but several other AEC Laboratories now distribute radioisotopes. In addition to ORNL, radioisotopes are produced at Argonne National Laboratory, Brookhaven National Laboratory, Mound Laboratory, the National Reactor Testing Station and Hanford Atomic Products Operation.

During 8½ years of distribution, more than 63,990 shipments have gone from ORNL to over 2,400 institutions throughout the country. United States users have received, in addition, more than 3,280 shipments of concentrated stable isotopes. At the close of 1954, 46 countries outside the United States had received 3,173 shipments of radioisotopes and 21 of concentrated stable isotopes at 659 institutions. Distribution of stable isotopes abroad was not begun until July 1954.

In the early days of the radioisotopes program individual shipments averaged about 30 milli-

curies. At the end of 5 years the average shipment was approximately 130 mc. Today the average shipment is more than 2,360 mc.

The sharp increase in quantity per shipment in part reflects commercial participation in the processing and redistribution of radioisotopes.

The total number of isotope shipments received by ultimate users is several times greater than the quoted number of shipments from ORNL. Many commercial firms purchase radioisotopes in bulk quantities and reprocess them into such forms as labeled compounds, certified pharmaceuticals, and custom-manufactured radiation devices; thus, a single large unit of radioactivity from ORNL may represent hundreds of shipments to individual licensed customers. In addition, thousands of shipments have comprised small license-exempt quantities of radioisotopes. Such license-exempt quantities are readily exchanged between institutions and are not included in the total shipments mentioned above.

More detailed data on growth of the distribution program are contained in Appendix III. Information is furnished on increased isotope shipments and curies shipped per isotope as well as per field of study in which the materials have been used.

Several nuclear reactors are now operating and many more will eventually be built. In reactors tremendous amounts of useful radioisotopes are produced as byproducts. These are truly a great peacetime byproduct—perhaps most important of the atomic age.

Principles of Isotope Utilization

RADIOISOTOPES

Radioisotopes are useful as sources of ionizing radiations and as tracer atoms. As sources of radiation, they are utilized in much the same way as radium and X-rays; as tracers, most of their uses are unique. The fundamental principles involved may be reduced to three major types or modes of use, as shown in Figure 1.

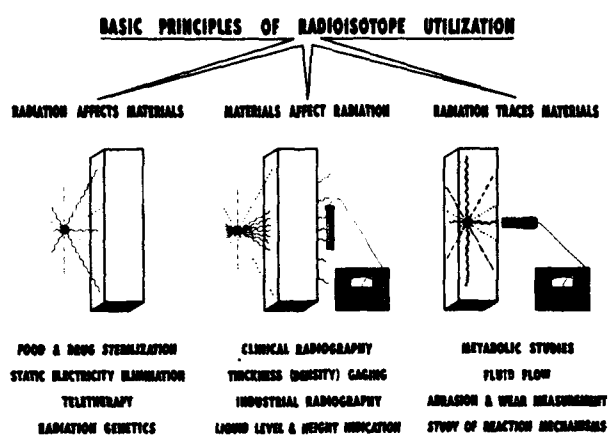


FIGURE 1.

Effect of Radiation on Materials.—In the first mode, the radioisotope is used simply as a fixed source of radiation much as radium and X-ray machines are used. There is a target material which is to be affected in some manner by the radiation. This material may be a cancer patient receiving radiation therapy, a plastic being irradiated to change its properties, or a bag of potatoes being irradiated to prevent decay; it may be the air surrounding a static eliminator or a phosphor incorporating a radioisotope which excites it to luminescence. The ability of radiation to alter a material is important in many ways.

Effect of Materials on Radiation.—In the second mode of use (fig. 1), the effect of the target material on the radiation furnishes information about the material. Here the application is based on measuring the radiation which penetrates or is reflected from the material. The radiation-detection device may be a counter or a photographic emulsion, depending on the ap-

plication and type of information desired. This is the mode of use in medical radiography when a radioactive source replaces X-ray equipment. In industry it provides an ideal setup for testing purposes and is the basis for most radioisotope applications in product control. Examples of such applications include measuring the thickness of a moving sheet of metal, radiographing the internal structure of a piece of equipment or a casting, and measuring the liquid level in a closed container.

Tracing Atoms Through Their Radioactivity.—In the third mode of use (fig. 1), the radioisotope serves as a tracer to follow the complicated course of individual batches of atoms in physical transfer or chemical or biological reactions. To date this is the most important use of radioisotopes. Radioisotopes are incorporated into the materials of interest, rather than used as fixed sources of radiation physically removed from them. The radioisotope used in a tracer serves as a tag or label which reveals the presence and identity of the material whether it is involved in a physical or mechanical transfer or in a chemical or biochemical reaction. The material labeled and traced may be water running through a pipe to an underground leak, sugar being utilized in a human being, a raw product for milk production in a cow's body, or an atom transferring from one kind of molecule to another in a chemical reaction.

Radiocompounds*

In many tracer studies isotopes must be incorporated directly into special complex compounds. For example, carbon, one of the major elements in plant and animal systems, is primarily of interest as part of a complex molecule

*The prefix "radio-", denoting radiation, was used by Marie Curie, in 1898, when coining "radioactivity". It has been extended to "radioisotope" and to radioactive elements (radiogold) and substances containing them (radiocompounds, radiocolloid).

such as an amino acid or carbohydrate. Radio-carbon, therefore, is often useful as a tracer only if it is first incorporated into the specific compound to be studied. In many instances it is also necessary to know the exact location of the radioisotope within the molecule, that is, to know which of the atoms within the molecule is labeled. The radioisotope will serve as a true tracer for a compound only as long as it remains part of the molecule. On the other hand, the same tracer atom can often be used to identify a second molecule formed from the first in a chemical sequence.

Isotope-labeled compounds may be prepared either by chemical or biological synthesis. To date nearly 1,000 labeled compounds are known to have been synthesized. Of these more than 500 have been synthesized by chemical means, that is, by procedures similar to those used in preparing the nonradioactive form of the same compound. Some complex labeled compounds which cannot be prepared by ordinary chemical procedures may be synthesized by the biochemical processes of animals and plants. Radioisotopes which have been injected into or fed to an animal may subsequently be extracted from the blood, urine, or tissues as part of complex organic compounds. Isotope-labeled compounds may similarly be extracted from plants.

Several hundred such compounds have been prepared by biological synthesis. The growth of isotope use, especially in the biological fields, will depend to an increasing extent on the availability of a wide variety of labeled compounds.

Detection of Radiation

The useful radiations from radioisotopes are mainly of four types: (1) Alpha particles, identical with the nucleus of a helium atom, are emitted chiefly by isotopes of the heavier elements. They produce intense ionization but have very little penetrating power. (2) Beta particles, identical with negative electrons, have less ionizing power than alpha particles but are much more penetrating. (3) Gamma rays are highly penetrating electromagnetic radiation and do most of their ionizing by means of high-speed electrons they eject from atoms. X-rays are emitted from atoms by a different process but are otherwise identical with gamma rays of

the same energy. (4) Positrons are similar to beta particles and have similar ionizing power but are positively charged. They are encountered less frequently than the other types of radiation.

These radiations are detected through their effects on material. Radiation which passes through a material disrupts many of the molecules, producing positively and negatively charged fragments called ions. This ionization is revealed by either the electrical effects or recombination effects of the ions.

The radiations are most commonly detected and counted with sensitive electronic instruments such as geiger counters or scintillation counters. When a particle of radiation enters a geiger counter, it ionizes a gas and thus triggers an electrical discharge. The resulting tiny current is amplified to produce a signal seen, heard, or mechanically counted.

In a scintillation counter, the particle produces a minute flash of light in a liquid or crystal as the disrupted molecules give off energy in recombining. A light-sensitive device converts the flash to a tiny current which is then amplified.

Sensitivity and Specificity of Radioisotopes

Radioisotopes permit materials to be traced in minute quantities—a millionth to a hundred-millionth of the amount detectable by other means. It is easy to detect radiation from isotopes diluted with a billion or 10 billion times as much nonradioactive material. Some isotopes are still detectable after dilutions of more than a trillion.

This means that it would be possible to detect one hundred-millionth of an ounce of radioactive material dispersed, for example, in a 1,000 pound cow.

Even more important than sensitivity is the specificity of radioactive tracer atoms. They can label a specific batch of atoms and enable it to be traced through a series of chemical or physical processes. The labeled atoms can be traced in spite of multiple reactions with numerous other atoms or molecules. This permits the sorting out and untangling of complicated processes which can be followed in no other way. Tracer atoms are, therefore, unequaled

for studying complex chemical or biological processes.

The sensitivity of radioisotope detection, the specificity of the tracer method, and the unique radiation characteristics of individual radioactive species, permit radioisotopes to be used as powerful analytical tools in at least three major ways. These may be referred to as "tracer analysis," "isotope dilution analysis," and "activation analysis."

Radioisotopes as Analytical Tools

Tracer analysis constitutes perhaps the simplest type of tracer application. It is designed to follow the fate of a radioelement or radiomaterial from one stage to another of a reaction or a process. It is primarily useful in determining the distribution of a specified material in a variety of end products. The techniques may be either qualitative or quantitative. They can give information as to "what, when, and how" or can tell "how much." In either case, the advantage is that the determinations can be made at a concentration far below those permitted by other methods. The analysis frequently involves chemical separation of the material at a chosen stage of the process. Measurement is then made of the radioactivity in the different separated fractions.

Isotope dilution analysis is a modification of tracer analysis. It is particularly suited for determining the amount of a substance which is present in a process or system at a concentration too low to be measured by chemical or other methods or which cannot be separated from the other materials for separate measurement. The technique is based on putting into the system a small, known amount of radioactive (labeled) substance similar to the unlabeled substance to be measured.

After a period of mixing, the ratio between labeled and unlabeled substance is the same throughout the system and can be measured with a counter in a sample withdrawn for test purposes. The amount originally in the system can then be computed from its ratio to the known amount added.

An isotope dilution analysis can be likened to a method used by some investigators for estimating the number of fish of a certain kind in a pond. One hundred catfish, for example, can be released into the pond with clipped tails as labels. After sufficient time for thorough mixing of the fish, a sample can be taken with a net. If 100 catfish are removed, 10 of which are marked, it can be assumed that the catfish have been diluted to a ratio of 10 to 90, or 100 labeled to 900 unlabeled. Thus there were 900 catfish already in the pond.

Activation analysis can be used to identify and measure an unknown element in a sample or to determine the concentration of an element known to be in the sample. This is accomplished by exposing the sample to neutrons, as in a nuclear reactor. Some of the atoms of each element present are made radioactive, and those with suitable radiation characteristics can be identified. The technique can either be qualitative or quantitative. It is particularly useful when the concentration of an unknown element is too low to be identified by chemical or spectroscopic methods or where standard methods of analysis are not satisfactory because of interfering contaminants. Examples of applications suited to activation analysis include the determination of minor elements in animal tissue, garden products, and minerals.

STABLE ISOTOPES

Stable isotopes are also valuable as tracers, and their use has led to many important scientific discoveries. Most elements have one or more stable isotopes, which exist in fixed proportions in the element as found in nature. The natural proportions may be changed by increasing the relative abundance of one of the isotopes in a sample of the element. Such a concentrated stable isotope can be followed in a system by taking samples and observing the changes produced in the relative abundance of the isotope as normally found in the system. The isotope's abundance is determined with a mass spectrometer, which sorts out the isotopes of various weights. This method of tracing

atoms is valuable and has found considerable use, but it is not as versatile or as sensitive as the use of radioactive tracers.

Radioactive and stable isotopes have proved especially beneficial in medical and biological

research, medical diagnosis, medical therapy, agricultural studies, chemical and physical research, and industrial applications. Their usefulness in each of these broad fields is discussed in the following sections.

Medical and Biological Research

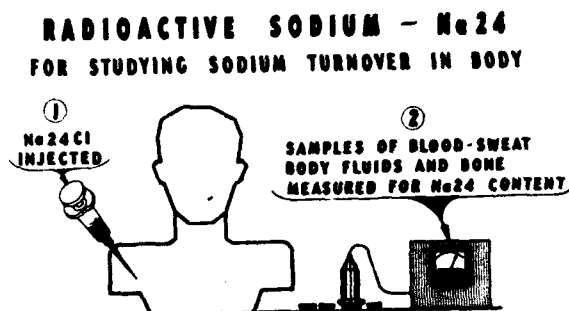
No other field has benefited as profoundly from the ready availability of radioisotopes as the life sciences. As tracer atoms these new tools are so uniquely suitable to solution of problems in this field that they seem almost to have been created for the purpose. Body processes, in sickness and in health, are fundamentally chemical but are carried out on such a dynamic, complex, and microscopic scale that they frequently defy ordinary chemical procedures in their study. Even the sensitive techniques of microchemistry are often too crude and slow to analyze biological processes.

Tracers of various kinds were used in biological studies before the advent of radioisotopes. Dyes can be used in some cases to follow a material and reveal its presence. Peculiar groups of atoms can be joined to molecules of a compound to identify it in later chemical tests. Such tracers can follow dynamic processes but have two important defects: (1) they are different from the material they trace so that there is no assurance they follow the same chemical pathways and (2) where the traced material is greatly diluted during a process, so much of "foreign" tracer must be used that it affects the process itself.

The reason for supremacy of radioactive tracers is thus apparent. They correspond in size and kind to the things they trace. They are not foreign or chemically different. Indeed, they are not *added* to a material—they *are* the material or a true part of it. A molecule of vitamin B-12 is exactly that compound whether it has its cobalt atom in a stable or in a radioactive form, and the body treats it exactly the same. Radioisotopes, therefore, are "natural" tracers and, as far as biological processes are concerned, are no different from other atoms except in their ability to send out signals to identify their presence. These signals are the radiations which can be detected by instruments as previously mentioned.

Except for the important elements oxygen and nitrogen, useful radioactive forms are now available for most elements which enter into biological processes. Sodium, for example, is

important in body fluids and tissues and is easily traced by means of its radioisotope, Sodium 24. In one type of application, illustrated in Figure 2, a solution of common salt, or sodium chloride, is labeled with this isotope and injected intravenously. Transfer of sodium to various body sites is then traced and measured by means of the Sodium 24 gamma rays.



SHOWS:

- RATES OF SODIUM TRANSFER THRU BLOOD VESSEL WALLS**
- 1- FAST { TO TISSUE FLUIDS - 90 lbs. SALT PER DAY
 TO SWEAT IN 75 SECONDS
 - 2- MEDIUM-TO FLUID OF EYE-BRAIN-SPINAL CORD
 - 3- SLOW-TO BONES AND TEETH

FIGURE 2.

The speed of this transfer and incorporation into body compounds well illustrates the extremely dynamic quality of life processes. Only a few seconds are required for the blood stream to carry the sodium from one arm, through the heart and lungs, and into the other arm. In another type of study, the conversion of injected radiocarbon-labeled acetate into labeled carbon dioxide is found to start almost immediately. The radioactivity in the exhaled breath reaches a peak in about 15 minutes.

Often it is necessary to trace a certain kind of molecule or part of a molecule rather than particular atoms. To meet this need, a growing assortment of hundreds of organic molecules have been provided with radioactive replacements for one or more of their atoms. These tracer compounds, purchased from commercial processors or synthesized by the researcher himself, include such materials as proteins, sugars, amino acids, vitamins, and hormones. With so varied an array of research tools at his

command it is not surprising that the biologist has been able to find answers to many perplexing problems of his science. For many of these problems, radioisotopes provide the first key to a solution.

If the human body were always perfectly healthy, interest in its intricacies would be academic. But, because things go wrong with its structure and processes, it becomes of prime importance to know all that can be learned about it. The body is an exceedingly busy chemical laboratory. It is continuously processing raw material into products suitable for use in building or repairing its parts, or for storage until they will be needed. Food molecules are broken down and their energy is applied to muscle action and other functions. To keep the processes running efficiently, an intricate control system of checks and balances must stay in good working order. This regulatory function is performed primarily by hormones secreted into the blood stream by various glands. Some hormones increase the rate of certain processes and others counteract them if they overcontrol. Still other substances destroy certain hormones if too much is secreted, or stimulate certain glands to overproduce when necessary. Not only rates of reactions but also such things as body temperatures, fluid pressures, and chemical concentrations must be kept within very narrow limits.

In view of this complexity and the many possible changes produced by disease or accident, the need for intense study is immediately apparent. To recognize, understand, and treat abnormal conditions, medical men need to know what is normal, to understand details of processes in the healthy body. Some are so complex that only through radioisotope tracers has any success in unraveling them been achieved.

The cells of the body themselves are the "test tubes" in which most of the chemical processes are carried out. The work of recent years has made this fact clear and much of the research is now being done at the cellular level. Three main subjects are being pursued in this work: (1) the fate of normal metabolites, (2) the action of drugs, and (3) the action of injurious agents.

FATE OF NORMAL METABOLITES

Isotope tracer techniques are being widely employed in studies of the normal chemical activities, or metabolism, of the body. Metabolites, those substances which are essential to these processes or are produced by them, are being labeled and then traced by various techniques.

Calcium Metabolism

Of the 92 natural elements, 15 or 20 are known to be essential to life processes. Most of these have been used in tracer studies designed to show their normal metabolism in the body. For example, radiotracer studies showed that nearly 90 percent of injected calcium concentrated in the bones of young animals; in the old the bone uptake was about 40 percent. Dietary factors have been found which reduce the amount of calcium available to the body. This action may possibly be of value in treating certain diseases. Even more effective is the compound ethylenediaminetetraacetic acid, which has a great affinity for the calcium and tends to remove it from the body.

Protein Metabolism

A large part of the work with metabolites is motivated by the hope of cancer control. If differences can be found between the needs of cancer cells and those of normal tissue it may be possible to retard or prevent the growth of one without seriously affecting the other.

Protein metabolism, because of its fundamental role in life processes, is receiving the greatest share of attention. In a typical study, the essential compound glycine was labeled with Carbon 14 and injected into normal rats and rats with liver tumors. The rats were then sacrificed after various intervals of time so that metabolism was stopped at various stages of completion. The tumors and normal liver tissue in each case were then broken down chemically and the many intermediate compounds, the amino acids which lead to the eventual building of body protein, were separated. The radioactivity of each fraction was measured; any activity demonstrated that the particular

fraction contained parts of the original glycine molecules. From the way in which the C-14 activities varied from one stage of completion to another the experimenters could draw up a "flow scheme" of glycine metabolism. As in almost all such metabolism studies, the same general scheme was found in both normal and cancer tissue although significant differences occurred in the relative importance of some of the steps.

Nucleic Acid Metabolism

Nucleic acid-protein combinations, the nucleoprotein molecules, are the essential material of cell nuclei, including the chromosomes. Nucleic acids, therefore, are fundamental to the life of the cell and to heredity, and the step-by-step processes in their production have received as much attention as those in the case of protein. In general, the same types of tracer techniques are applied to the two; these will be discussed further in relation to anti-metabolite drug action.

Citric Acid Cycle

Tracer techniques have also been used in studies of the citric acid cycle. This cycle, a normal part of cell chemistry, was formerly thought to be missing in malignant cells. However, since C-14-labeled carbon dioxide was found to be given off and citric acid to be produced by such cells when fed C-14-labeled carbohydrates and fatty acids, it was proved to occur in them also.

Hormone Metabolism

Radioactive tagging of various hormones which are known to play an important role in the body has contributed greatly to their understanding. Since a small injected quantity mixes with the same substance produced by the glands, it is possible to find how the body treats its own regulators. In the system of checks and balances, mentioned earlier, the hormones stimulate various chemical processes but, at least in some cases, are continually being destroyed by enzymes which control their amount. Enzymes

may, in turn, be controlled in their action by other interfering substances.

The mechanism by which the body controls the insulin hormone is being studied with Iodine 131-labeled insulin. An enzyme-like system in the body, called insulinase, breaks down the insulin molecule. By injecting labeled insulin into mice and then measuring the radioactivity of the breakdown products in their livers, it was found that 1 percent of the insulin is destroyed every 2 minutes during at least the first 2 hours. This destruction must evidently be taken into account in any consideration of diabetes control.

Further study has shown that the liver contains an insulinase inhibitor, an enzyme antagonist, which reduces the destruction by about 78 percent when injected a half-hour before the insulin. Thus, it seems that a balance is normally maintained between the production of insulin and its controlled destruction. If production is low or destruction too rapid, the supply of insulin drops and a diabetic condition develops. The insulinase inhibitor tends to maintain the supply, but whether this substance will be effective as a treatment in diabetes must be determined by clinical trials.

Insulin is necessary in the metabolism of glucose, the form in which most food is absorbed into the blood stream after digestion. Without it the final step of converting sugar to energy or stored fat does not take place. The exact site of the insulin action has not been determined but recent studies with radiocarbon suggest that the hormone helps to transfer glucose through the cell walls and into the cell where it is actually used.

Information is gained in this particular line of research both by labeling insulin and by labeling substances it acts upon. Radioisotopes provide a two-way tool in this respect and permit very effective dual attacks on many similar problems in cause and effect.

A rapid method for measuring pepsin activity in the digestive system would be of benefit to clinical studies of this enzyme in pernicious anemia and cases of gastric ulcer. The breakdown of serum albumin by pepsin, during digestion, produces certain products which can be chemically separated after excretion. After an oral tracer dose of C-14-labeled serum, the

amount of these breakdown products, and thus the pepsin activity, can be determined by counting their C-14 radiation. This method in being developed and may prove of diagnostic value.

Iron Metabolism and Red Cell Life

A large and important number of man's diseases are those which affect that most important tissue, the blood. Among these may be mentioned anemia and the cancer-like conditions leukemia and polycythemia vera. The advent of radioactive iron has provided an entirely new and powerful means of studying the production and makeup of blood, both in health and disease, because of the essential role of iron in the blood constituent, hemoglobin. About 65 percent of the body's iron is in the hemoglobin of the red blood cells, 25 percent is stored in special cells of the liver, spleen, and bone marrow, and 10 percent is an essential part of other tissues. Thus, nearly all of an administered dose of radioiron will appear in the blood and blood-forming organs and can be traced over extended periods by means of gamma rays it emits.

Two types of measurements are used. Blood or marrow samples can be taken for detailed analysis, or the activity at a particular site can simply be found with an external counter. The first method is usually used for measuring plasma clearance rate, the rate at which iron carried by the blood plasma from the digestive tract is used up in red cell formation or is stored for future use. The second method gives information on the rate of uptake in a particular organ or tissue.

The iron isotope Fe-59 was used in this way, for example, in a study of red-cell production in persons suffering from polycythemia vera, a disease characterized by over-production of red blood cells. About a tenfold increase in the use of iron was found in such cases, considerably larger than could be accounted for by the increased cell count. In further study, with C-14-labeled glycine, the change of activity in the hemoglobin over a period of time indicated that short-lived cells were being formed in addition to the normal ones of 120-day life. The rapid turnover of these cells seemed to require the large amount of iron which had been a puzzling factor in this disease.

Shortened red-cell life was also found to be the cause of the anemia which so often occurs in cancer cases. Such anemia had usually been attributed to reduced production caused by suppression or replacement of red-cell-forming bone marrow by the malignant growth. However, radioiron tracing showed that red cell production was actually increased in the majority of cases, and that the net loss was due to more rapid death of the cells.

Bone marrow is the primary site of red blood cell production. Tracer studies with radioiron show, however, that in some polycythemia patients the spleen produces an excess of the red cells. By means of a counter directly over the spleen, as indicated in Figure 3, the accumu-

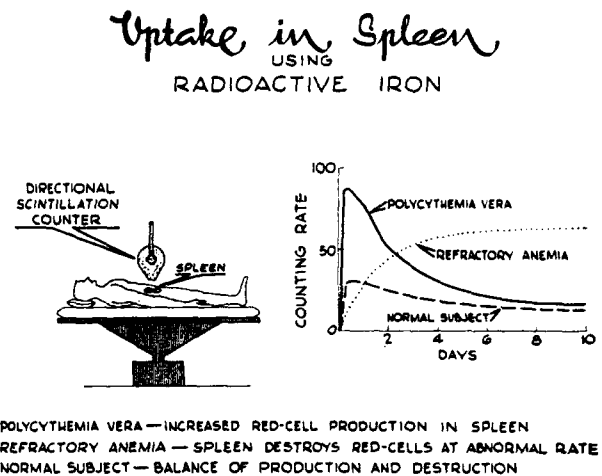


FIGURE 3.

lation of iron by the normal spleen is found to rise to a modest volume soon after administration and then to decrease slowly as the iron is metabolized. The uptake in polycythemia, on the other hand, is seen to be abnormally high and rapid because of the greater use of iron in red cell production.

The case of severe refractory anemia is seen in Figure 3 to be quite different in its prolonged uptake and high retention of iron. This reflects the destruction of red blood cells by the spleen, with retention of the breakdown products. Information of this kind can be quite useful inasmuch as removal might be indicated for a spleen which destroys red cells excessively but not for one operating as chief supply of the cells.

Red blood cells are continually being produced and destroyed and knowledge of their

survival time is frequently of great importance. Both radioiron and radiochromium tagging of cells persist throughout the cell lifetime, so that the rate at which radioactivity in the cells decreases with time measures the rate of cell destruction. For example, the technique of blood transfusion has been tremendously improved by development of better storage methods and ways to prepare, ship, and administer whole blood and blood fractions. At the same time, synthetic blood expanders have been developed for emergency replacement of blood plasma. Throughout this work, effectiveness as to preserving the usefulness of the blood for the receiving patient has been evaluated by the survival time of isotope-labeled blood cells.

While a donor's red blood cells survive and perform normally in the recipient's system, the white cells still present a grave problem. Even when transferred directly from the veins of the one to the other, the white cells, as is determined by Phosphorus 32 labeling, are rapidly trapped in the lungs. Indeed, if a large number are transfused, they begin to interfere with lung function. Thereafter they are transferred to the liver but in a fragmented condition. The transfused white cells are thus unable to perform their normal work of resisting disease. This is particularly unfortunate where the recipient's own white cell production has been curtailed, and it is hoped that techniques may soon be developed to permit survival of the cells.

The ability of radioisotopes to trace fluid flow within the body has been valuable in studies of brain circulation. The rate of uptake of a tracer by the brain is a function of the blood flow rate and, with the use of a gamma-emitter, can be determined with an external counter. Various radioisotopes and labeled compounds have been used in this way in determining brain circulation in senile psychoses, cerebral palsy, and epilepsy. Similar studies are leading to better understanding of coma, sleep, anesthesia and, most recently, of pilot blackout during supersonic flight.

Cholesterol Metabolism

A very important part of the contribution by radioisotopes to medical research is being made

in studies of cholesterol and its role in arteriosclerosis. This disease has been said to cause more deaths than any other and to be the most important problem in preventive medicine. The loss of elasticity and the thickening of arteries and capillaries which characterize this condition are caused in part, at least, by the deposition of cholesterol in fatty accumulations on their inner surfaces. This substance, sometimes waxy and at other times strikingly crystalline, occurs in every cell of the body and seems to serve as raw material for some of the hormones, bile acids and other essential compounds.

The many tracer studies of cholesterol metabolism are adding bit by bit to our knowledge of this puzzling substance. C-14-labeled acetate fed to rats soon results in the appearance of C-14-cholesterol in many tissues of the body, mostly in the blood and liver. Rates of rise and fall in C-14 activity at the various sites give clues to its production and travels. The rise in activity in blood is found to be later than in liver; this and other considerations show that liver is the site of blood cholesterol production. Rats given a heavy dose of X-rays, before an injection of C-14-acetate, are shown by the tracer to produce cholesterol in the liver at three times the normal rate, a result in accord with other cases of liver damage.

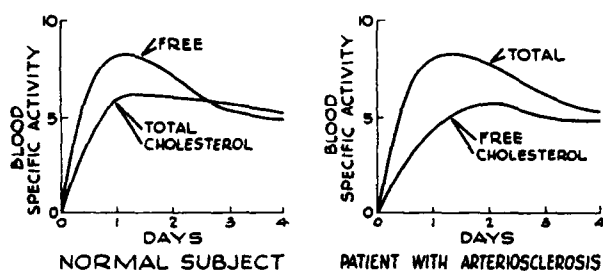
Tracer techniques in such studies are an adjunct to the chemical procedures, of course, rather than a replacement. But as such they give valuable information as to origin of substances whereas chemical tests merely demonstrate their presence. The very high level of cholesterol in the blood of a certain patient with almost complete loss of thyroid function, for example, was naturally thought to be due to an abnormally high production rate. No activity could be found in the blood, however, after a tracer dose of C-14-acetate, showing that cholesterol was in fact not even being produced to a measurable extent. The high level was thus shown to be caused by a defect in cholesterol breakdown and disposal.

Another study with C-14-acetate demonstrated that in the case of cholesterol, as with many other metabolites, the body does not bother to produce a substance if it is supplied

in the diet or otherwise introduced. Dogs fed a high-cholesterol diet showed practically no liver-produced cholesterol in the blood.

If cholesterol in the diet is labeled it can be traced unchanged into the blood. There a portion remains free in the plasma while others are incorporated into red blood cells or are chemically changed in the plasma. When tritium-labeled cholesterol was fed to normal persons and to patients with arteriosclerosis, the tritium activity in the blood fractions was found to be quite different in the two cases. As shown in Figure 4, the concentration of activity in the free cholesterol was normally higher than in other fractions making up the total. In arteriosclerosis it was lower. The hope is that this type of test may lead to the early diagnosis of the disease.

Detection of Arteriosclerosis USING TRITIUM-LABELED CHOLESTEROL



...CONSTANT FINDING BETWEEN NORMAL AND DISEASED MAN.
...TEST MAY LEAD TO EARLY DIAGNOSIS OF A TENDENCY
TOWARD ARTERIOSCLEROSIS.

FIGURE 4.

ACTION OF DRUGS

Tracer techniques are also being used in determining the fate and action of materials not considered to be normal metabolites. These include the vast array of medications in common or occasional use, the long list of compounds being tested for possible effectiveness in various diseases, particularly in cancer studies, and substances accidentally introduced into the body.

Anticancer Agents

The intense interest in protein and nucleic acid metabolism, as mentioned before, stems

in part from the possibility of exploiting differences between cancer and normal cells. If withholding a substance were found to be more harmful to the "well-being" of malignant tissue than of normal tissue, the former could possibly be starved. Or if the blocking of a step in the metabolic process were especially harmful to the cancer cells, a similar result should be obtained. A third possibility is seen in case a particular material is used to a greater extent by cancer cells; supplying the material in radioactive form would cause the cells to be irradiated from within and might lead to their destruction.

Of these three possibilities, the first has not yet been realized and the third, despite many trials with different radioisotopes and radio-compounds, has proved to be effective only in the case of Iodine 131 in some thyroid cancer. The remaining possibility, drug therapy or the chemotherapeutic approach, has received a great amount of attention in recent years. While most of the work has been done with experimental animals, it has been possible to extend the experiments to clinical trials with certain drugs.

The building process is considerably faster in malignant than in normal cells and so an impairment of nucleic acid synthesis can result in greater harm to cancer and to leukemic blood cells than to healthy tissue. Many of the chemical reactions in metabolism are made to proceed by enzymes. Hope, therefore, lies in the fact that a step from one intermediate product to another can be blocked by interfering with the particular enzyme. The drug amethopterin has received most attention in this respect because of its anti-enzymatic action and its resulting therapeutic effect in certain leukemias. This type of action is indicated in Figure 5. The drug seems to block the conversion of folic acid to an enzyme which is essential in the step from certain intermediate building blocks to forerunners (precursors) of nucleic acid.

A basis is thus established for chemotherapy of cancer. Radioisotope-labeled metabolites have been widely used in determining metabolic effects in extended trials of other possible anticancer drugs. It has been found that simultaneous use of two drugs can be particularly effective if they block enzymes at different

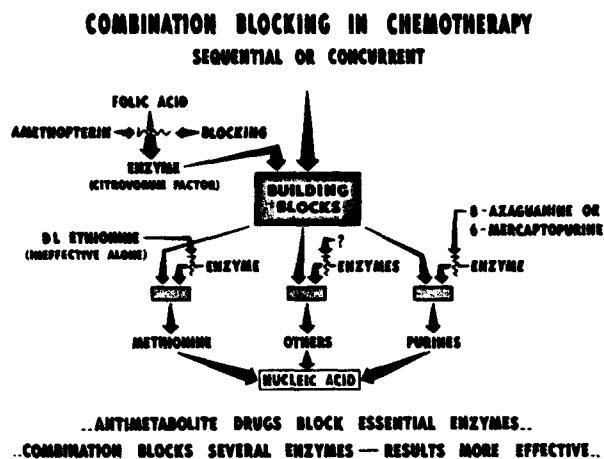


FIGURE 5.

points in the same metabolic pathway, as indicated in the figure. Concurrent use of two or more drugs can also overcome a drug resistance, acquired against any one of them, by blocking other necessary pathways.

It has been found that separated white blood cells, the leukocytes, can be used outside the body as an experimental medium in tracer studies of protein and nucleic acid metabolism. Differences in metabolism occur, depending on the origin of the cells, and amethopterin is found to have its usual inhibitory effect. A study is being made in which this and other drugs used clinically, especially in leukemia, will be tested on the leukocytes. If it should develop that a leukemic person's white cells in a test tube react metabolically to drugs in the same way and to the same extent as the person himself, a clinical method may evolve for selecting the best drug for treating a given patient.

The search for effective anti-cancer agents is made more difficult by the diversity among cancers themselves. Differences between types are frequently more pronounced than between some of them and normal tissues. Tracer methods are helping to bring order to this complex problem. In a typical study, mice bearing different types of malignancies were injected with various drugs known or suspected to have an effect on tumor metabolism. Labeled metabolites, known from other tracer work to be involved in the metabolic chains of reactions leading to protein, were then administered. The distribution of radioactivity later found in separated metabolites from the tumors then

showed the relative blocking effect of the drugs on the different reactions and best drugs for the different tumors.

Among the host of drugs, other than anti-cancer agents, which have been isotopically labeled and traced in action, may be mentioned antibiotics such as penicillin, the sulfa drugs, alkaloids such as digitalis and morphine, sugar substitutes, and hypnotics such as pentothal and the barbiturates.

ACTION OF INJURIOUS AGENTS

Tracer techniques with radiosotopes permit detailed study of the effects of many agents causing actual bodily harm. Harmful substances or organisms can be labeled and then traced in experimental animals or in man himself. In addition, tracer methods can be applied to studies of the processes which are interfered with in the body.

Carcinogens

Many investigations have been made on substances known or suspected to cause cancer. Certain organic and inorganic compounds have long been known to induce cancer formation. In fact, some have been used experimentally to produce tumors in animal studies and to study cancer genesis and metabolism in general.

An outstanding class of these compounds is composed of various hydrocarbons, certain coal-tar products in particular. In a typical tracer study of these compounds, C-14-labeled dibenzanthracene was applied to the skin of mice. After a short time, the compound or one of its products, as identified by its radioactivity, was found chemically bound to protein in the skin cells. Other hydrocarbons known to produce cancer have similarly been found to unite with cell protein in various tissues of the body and this action is thus thought to be important to their effect.

One carcinogen in particular, 2-acetylaminofluorene, gives rise to cancers of different cellular types and in a variety of tissues remote from its point of entrance into the body. The ability of chemists to label selected parts of a molecule is being applied to this compound so

that each part in turn can be traced. As it is broken down in the body, the parts are traced to determine their individual distribution. It is hoped that a correspondence between the pattern of cancer distribution and that of the compound or one of its products may show which substance is the actual cause of the growths.

Radiation Damage

Radiation damage is a comparatively new hazard to man's well-being, starting with his first use of X-rays and radioactivity at about the turn of the century. A gamma or X-ray or a high-speed nuclear particle disrupts the molecules in its path. Chemical substances are produced which destroy the normal metabolic processes within the cells and may lead to their death. Studies of this action are important not only in devising ways to combat or forestall radiation damage but also in using and controlling it in medical therapy. Practically all the tracer studies conducted in other lines of medical research have been repeated in investigating the metabolic changes induced by radiation.

Some of the molecular fragments produced by radiation prevent normal cell processes by oxidizing and thus altering the components. Damage is greatly reduced by the addition of substances, such as cysteamine, which strongly compete for oxygen. Administered to a patient about to be given a therapeutic dose of X-rays, for example, such medication may greatly reduce the general damage to the system which might otherwise result.

Other Injurious Agents

The tracer technique has been applied in studies of a great many other damaging agents. The most important members of this category are, of course, the germs and viruses. These have been labeled and traced within the body to determine their distribution in relation to the onset of disease processes. Tracer studies of the processes they alter, the other side of the dual approach mentioned before, have increased our understanding of some diseases and aided in planning for their control.

Allergies have been investigated through the use of radioisotopes. In the case of ordinary ragweed pollen, for example, the injurious agent was tagged by growing the ragweed plant in an atmosphere of C-14-labeled carbon dioxide so that the entire plant, including the pollen, became radioactive. Differences could then be traced in the pollen's action in sensitive and nonsensitive patients.

The profound changes induced by toxicants and poisons have been traced in metabolic studies and, where the agent itself is labeled and traced, the extreme sensitivity of the technique allows positive results with minute, unharmed amounts of the material.

MISCELLANEOUS STUDIES

The lines of research which have been individually mentioned are, of course, only a representative few of the vast number under way. Practically every phase of human physiology and pathology has derived benefits from the radioisotope techniques in research. Brief mention may be made of a few other areas of study.

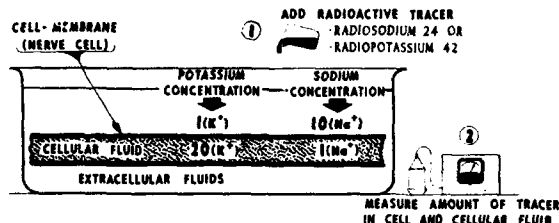
Since most of the body consists of fluids of various sorts, much of the research on normal and disturbed body functions relates to fluid volumes, flow, and transfer through cell and tissue walls. The availability of radioactive tracers is particularly fortunate for this type of study. The volume of a fluid can be found by the isotope dilution technique as previously described. Flow is easily measured by timing the arrival of a bit of tracer material at different points of a system, and drainage from tissues by noting a decreasing radioactivity at the area of interest.

Most of the body chemistry is dependent on membrane permeability to certain substances. For example, substances unwanted in particular reactions, as in a cell, are refused entrance while others can enter only at rates best suiting the reaction process. The ability of a substance to pass through a membrane, and the rate of passage, can be found by adding a radioactive tracer at one side and noting the arrival of activity in the otherwise exactly similar substance on the other side. Frequently radio-

active tracers furnish the only method for making such determinations.

Figure 6 is indicative of this type of study, and illustrates the nicety to which potassium and sodium ions, in and around a nerve cell, are normally kept at their respective relative concentrations. Recent studies show that these ions, as they enter and leave, produce the minute electrical impulses associated with the functioning of the nervous system. The quantities involved are so small, a few billionths of a gram of ions per impulse, that only the radioactive tracer technique could have determined them.

**RADIOACTIVE TRACERS
FOR STUDYING PERMEABILITY OF CELL MEMBRANES**



SHOWS:

- 1- RAPID TRANSFER OF ATOMS ACROSS CELL MEMBRANE
- 2- TRANSFER THROUGH MEMBRANE IS COMPLICATED EXCHANGE PROCESS
- 3- RATE OF TRANSFER DEPENDS ON ENZYMES AND CONDUCTION

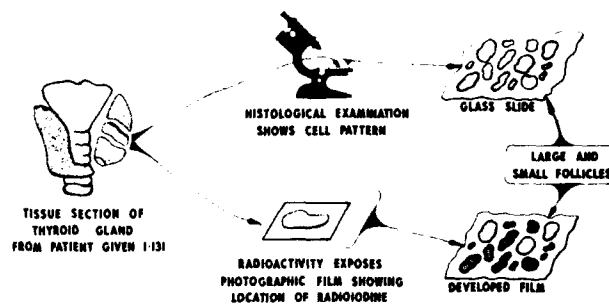
FIGURE 6.

Radioactive potassium has also been used to demonstrate that the potassium ion is related to muscle function. Muscle cells affected by muscular dystrophy, for example, have been found unable to retain the normal amount of the ions.

In tracer studies of permeability to pure water, only the oxygen atom or one or both of the hydrogen atoms can be used as a label for the H₂O molecule. No convenient oxygen isotope is available but the isotopes of hydrogen—stable deuterium and radioactive tritium—have been used for this purpose. A study has been made of the rate at which water normally enters the blood stream from different parts of the digestive system, using deuterium as a tracer. Measurements of the changing deuterium concentration in the blood showed that 95 percent of water in the stomach enters the blood in 54 minutes, while absorption from the small bowel amounts to 95 percent in only 10 minutes.

Radioactive tracing has frequently been ranked with the microscope in importance to biology and medicine. It is therefore to be expected that the two, in combination, would provide a particularly powerful research tool. In tissue autoradiography, illustrated by Figure 7, the distribution of a radioactive substance

**RADIOACTIVE IODINE - I-131
FOR AUTORADIOGRAPHIC EXAMINATION OF THYROID GLAND**



SHOWS:

- 1- IODINE TAKEN UP BY FOLLICLES OF THYROID GLAND
- 2- SMALL FOLLICLES CONCENTRATE I-131 MORE RAPIDLY
- 3- GREATER UPTAKE IN ACIDOPHILIC THAN BASOPHILIC FOLLICLES

FIGURE 7.

among the cells, and even among the parts of a single cell, can be seen. In a typical application of this technique, a photographic emulsion is placed against a section of tissue which has been surgically removed from the body, after a labeled material has had time to attain its characteristic distribution. The emulsion becomes exposed by the radiation wherever the radioisotope occurs. By examining with a microscope the developed emulsion and the cells themselves, or by comparison of enlarged photographs of the two, the investigator can relate the traced material to particular cell structures.

Color may perhaps be added to autoradiography through an extension of this technique under development. The new concept involves the differential absorption of the radiations from different isotopes by color film. It is hoped that this will allow simultaneous tracing of two or more tagged substances. Radiations of different types and energies have been found to penetrate and expose the layers of three-layer color film to different extents, and thus to produce differently colored images. Carbon 14, Calcium 45, Sulfur 35, Phosphorus 32, and

Iodine 131 were found to give characteristic colors ranging from red-blue through yellow to white.

ANIMAL AND PLANT STUDIES IN MEDICINE

Medical research gains much benefit from animal and plant studies and in many ways is directly dependent upon them. Life processes are quite similar wherever found, chiefly because of the universal occurrence of the cell as a fundamental building block which can grow by division into others of its kind. Radioactive tracers have found widespread use in these parallel sciences, and many of the results obtained have been of profound importance to medicine.

As our understanding of metabolic processes continues to grow, through modern research methods, the closeness of this parallel becomes even more apparent. As an example, the present need to synthesize a better artificial rubber molecule has renewed the interest in Nature's successes along this line. From tracer studies of the plant chemistry involved in the building of the molecule from labeled acetate, a close correspondence has been found between rubber synthesis in plants and cholesterol synthesis in man.

The studies of concern to agriculture and animal husbandry are discussed in the section on agricultural studies below. Of chief interest

here are those investigations involving life, at its various lower levels, which have medical

The ultimate experimental animal is, of course, man himself and, after judicious trials on human subjects, a great portion of the research has left the laboratory to become a part of clinical diagnosis and therapy.

strains of rats and mice provide the statistics where mammalian tissues and systems are required, and cats, dogs, and monkeys where organs and general physiology even closer to the human are of interest. Finally, where a system comparable in sheer size to man himself is needed, burros are given radiation doses or other treatment under study.

small animals or microorganisms; (3) genetically pure strains, unobtainable in man, are usually needed to avoid unknown heredity factors; and (4) much smaller amounts of a possibly very expensive tracer preparation need be used in smaller biological systems.

The fundamental processes in cell metabolism occur in microorganisms as well as in man, and much of the tracer work in determining the precursor-product schemes is done, for example, with bacterial and yeast cultures. Laboratory implications. Man is not expendable and, for a number of reasons, lower animals are usually used to take his place, at least in the early stages of an experiment. Four of the reasons may be mentioned: (1) effects may be harmful; (2) need for statistical accuracy calls for repeated trials, and sometimes generations, in tens and even thousands of cases, thus dictating the use of

Medical Diagnosis

In medical diagnosis, as in research, radioisotopes furnish a powerful means for gaining knowledge of body processes. Hundreds of hospitals consider them as part of their regular equipment. Some techniques are now routine diagnostic procedures. On the other hand, much of the diagnostic work still borders on the experimental. The widespread application of radioisotopes to medicine is only a few years old and is still a rich field for development.

The many diagnostic uses of radioisotopes can be grouped in four categories: (1) dilution techniques, (2) flow or diffusion measurements, (3) biochemical concentration, and (4) radiography.

DILUTION TECHNIQUES

Blood Volume

Many diagnostic applications are based on measurement of volume or amount of a substance in the body by means of the isotope dilution technique. It frequently becomes necessary to determine a patient's blood volume, for example, before surgery or administration of a blood additive. Many radioisotopes and variations of techniques have been used for this purpose. In a typical application, I-131-labeled human serum albumin is injected into the blood stream. After sufficient time for mixing (10 to 15 minutes), a sample of blood is withdrawn and measured for radioactivity. The degree to which the label has become diluted then gives a measure of the blood volume.

The mass or amount of the red blood cells themselves is determined by either of two methods. In the first, where radioiron is employed to label the cells, labeling must be done within and by the body. Since the dilution technique requires that the patient's blood be kept free of any radioactivity except

that in the tracer material, this method involves the use of a second person, in whom the labeling can be done. The radioisotope is introduced into his blood stream, and after a sufficient time for the iron to become incorporated into the hemoglobin of the cells, a volume of blood is withdrawn. Labeled red blood cells are separated from plasma and injected into the patient for the dilution study.

The second method involves labeling cells with radiochromium, Cr-51. Since this can be done outside the body, a donor is not needed. The radioisotope, as sodium chromate, is mixed with a sample of the patient's blood. After about an hour, the red cells are separated in a centrifuge and, after washing, are reinjected into the patient for the dilution study. This method is comparatively simple and is coming into routine use.

Simultaneous measurements of blood plasma volume and red cell mass have been made using Cr-51 in the form of chromate and chromium chloride. Since the first penetrates cells while the second becomes fixed in plasma, the two measurements can be kept separate.

It is interesting to note that United Nations troops were tested with radioactive tracers for loss of blood, before transfusions on the battle field in Korea, and that many of them doubtlessly owe their lives to the increased accuracy of these newer techniques.

Water Volume

In many abnormal conditions, such as edema, it becomes important to know the volume of total body water and of water in intracellular and extracellular spaces. Here, again, dilution techniques provide the answer, the choice of labeling material determining the type of results obtained. Total water is measured from the dilution of deuterium- or tritium-labeled water. The mixing of a tracer amount

throughout the body and in the cells is essentially complete in about an hour, and a dilution sample can be taken at that time. No convenient method exists for measuring volume within the cells, but this can be found as the difference between total body water and extracellular water. The latter is measured by means of a tracer which penetrates blood vessel walls but cannot enter cells, or can enter only slowly. Certain substances with large molecules, such as inulin and sucrose, have been used for the purpose but faster mixing in the extracellular fluid is obtained with radioactive tracers such as Sodium 24 and Bromine 82. These slowly enter the cells and so only a short period of mixing is allowed before the measurement is made.

FLOW OR DIFFUSION MEASUREMENTS

Because of the dynamic qualities of body processes, many diagnoses are concerned with flow or diffusion of substances. Changes in counting rate at a certain place, due to movements and changing concentrations of a radioactive tracer, provide the necessary data.

Cardiac Output

Knowledge of the heart's output is invaluable in diagnosis of many heart disorders. As with other pumps, the efficiency of the heart can be judged by the flow it induces, measured in liters per minute or similar units. To measure this output, a small amount of I-131-labeled human serum albumin is injected into an arm vein. The resulting peak of activity in the blood is measured after it is pumped through the heart and then passes a certain point in an artery. The peak, recorded automatically as a curve on a strip chart, is somewhat spread out by this time and the flow rate is calculated from its area and duration.

Peripheral Vascular Disorders

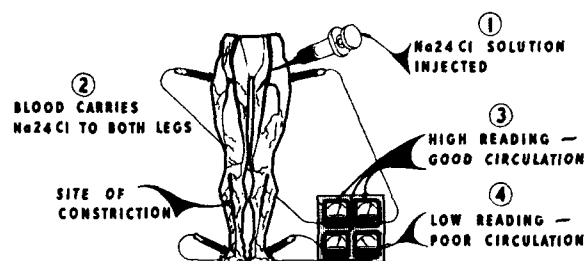
Radioactive tracers have long been used to measure the blood supply to extremities and to measure the rate at which needed substances are passed to the tissues. If a saline solution

labeled with radiosodium, for example, is injected into an arm vein and the foot is placed against a counter, the recorded activity begins to rise as sodium reaches the foot and pervades the tissues. In a normal subject the activity rises evenly and begins to level off within 30 to 40 minutes. The increase is the result of interchange of labeled sodium between blood and extracellular fluids. Equilibrium is established when the number of sodium atoms leaving the blood vessels is equal to the number returning to the circulation from fluids of the foot. In most patients with a peripheral vascular disorder the equilibrium value is lower and is reached more gradually, demonstrating an impairment in this supply system.

A similar technique is used in cases where the head of the femur has broken off. This ball of the ball-and-socket joint at the hip is attached to the thigh bone by a thin neck which is easily broken, especially in older people. If a break occurs, the surgeon must decide whether to graft the ball back on or to replace it with a pinned metal ball. The decision frequently rests on the question of an adequate blood supply to the ball, through the network of blood vessels still attached. After a tracer dose of Phosphorus 32 is put in the blood stream, a comparison is made with a directional counter of the activity above and below the break.

A somewhat different technique is shown in Figure 8, where a suspected constriction of blood vessels is found, after a tracer injection, by comparing the patterns of blood flow simul-

RADIOACTIVE SODIUM - Na²⁴
FOR DETECTING NORMAL AND RESTRICTED BLOOD CIRCULATION



ADVANTAGES:

- 1-GIVES PATTERN OF BLOOD FLOW
- 2-PERMITS EXACT LOCATION OF ARTERIAL CONSTRICTION
- 3-METHOD QUICK AND NO DISCOMFORT TO PATIENT

FIGURE 8.

taneously in the two legs. The method is also valuable for measuring the improvement in vascular function as a result of therapeutic procedures. It can also help in deciding upon the site of amputation if surgery becomes necessary.

The ability to trace blood circulation and accumulation at particular sites has been valuable also in cases of hemorrhage, burns, and fistulae between organs as in stab wounds. A reverse procedure is frequently used in determining blood circulation at a particular site by the rate at which it can remove an injected substance. Here a tracer material such as Sodium 24 chloride is injected into the tissues and the manner in which the activity decreases, as measured with a counter over the site, gives a measure of the clearance rate. This technique has been valuable to the plastic surgeon in the case of pedicle grafts. By watching the rate at which the tracer leaves the grafted tissue, he can tell whether circulation has been achieved, rather than waiting to find whether the graft "takes" or sloughs off.

BIOCHEMICAL PLACEMENT

Many diagnostic uses of radioisotopes involve selective accumulation of a tracer dose in certain tissues, where it can be found with a counter. The material is introduced into the body either orally or by injection and then, by physiological processes, is concentrated more at some sites than at others.

Two types of determinations can be made by this method. First, particular tissues, such as tumors, can be located if they are known to accumulate a certain element or compound. Second, the condition of a tissue can be determined from the rate at which the accumulation occurs.

More of the material may appear at one place than at others merely because a certain tissue absorbs it faster than others. This type of accumulation can only be used, therefore, until the other tissues "catch up" and the distribution becomes general. On the other hand, a certain tissue may have a special affinity for a material. In other instances, it may first be distributed fairly uniformly throughout the

body but then be released at a slower rate by a certain tissue than by others.

The time at which the selective or differential concentration of a tracer is most useful may be a few minutes or even hours or days after the tracer is introduced. The degree of concentration also varies in different cases, being highly selective in some and low in others.

Thyroid Disorders

The best known and most widely used example of selective absorption is the accumulation of iodine by the thyroid gland. Other tissues and organs of the body have very little use for this element while the thyroid employs large amounts of it in manufacturing the thyroid hormone, thyroxin. The thyroid gland picks up and utilizes nearly all of the iodine retained in the human system, normally about 1,000 times as much as surrounding tissue. This selective action provides practically ideal conditions for radioiodine tracer studies of the gland and its functions.

The rate of iodine pickup is above normal in hyperthyroidism (overactivity of the thyroid) and below normal in hypothyroidism (underactivity). Diagnosticians, with radiation counting instruments, can easily determine this rate in any individual after administration of a small tracer dose. The diagnostic method now in use by hundreds of hospitals and private practitioners involves simply the placement of a counter over the patient's throat to measure the accumulation of radioactivity in the thyroid after a drink of weak radioiodine solution. In many places the technique is used routinely on all thyroid cases and has been made even easier by the availability of gelatin capsules which contain a correct tracer amount of the material for the patient to swallow. The rate and degree of radioiodine accumulation in the urine and in various blood fractions are also important in determining the thyroid health picture.

Delineation of Organs

The actual size and shape of an organ frequently need to be known, as in diagnosing a pathological condition, planning for surgery, or

determining organ bulk in order to plan a proper size of therapeutic dose. In the case of the thyroid gland this is done with a highly directional counter which "sees" only a very small area and thus can pinpoint the source which is producing the counts. After a tracer dose of radioiodine, such a counter can be moved about over the patient's neck to find the pattern of activity and thus to outline the thyroid tissue itself.

A refinement of this scanning method which has come into favor uses a motor-driven carriage to move the counter back and forth, and stepwise, over the throat. Amplified pulses from the counter actuate a marking pen which is moved back and forth continuously over a chart at the same rate as the counter. The resulting pen marks indicate the locations of the radioactivity and, as the counter and pen move down line by line, an actual picture of the

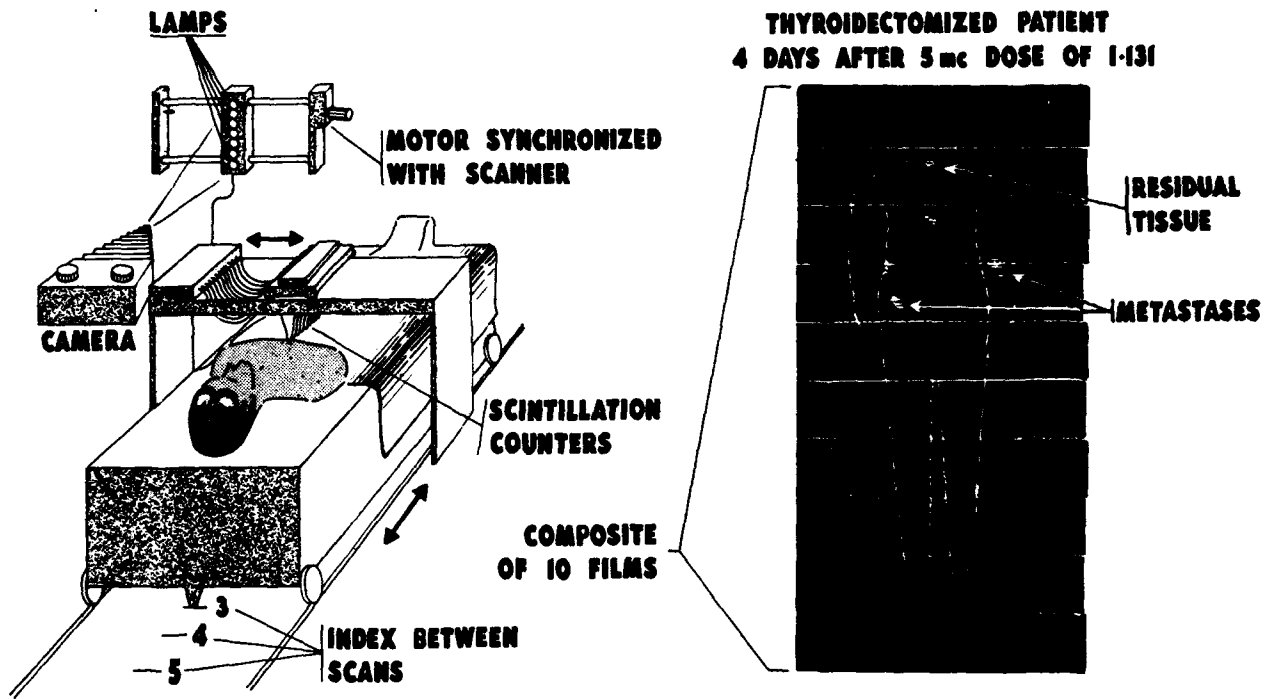
thyroid gland is built up. Quite detailed pictures are obtained in this way, with nonfunctioning and over-functioning areas of the gland clearly distinguished. Successful use of this scanning method in the case of the thyroid gland has led to its use with other organs.

Location and Extent of Malignancy

Cancers are known to inherit some of the characteristics of their parent tissues. Those of the thyroid gland, for example, are sometimes able to accumulate iodine and even to manufacture the hormone. This uncertain concentration, however, is of very little or no use in locating cancer in the gland itself because of the high concentration in the surrounding gland tissue.

Where the thyroid cancer has metastasized, or spread, to other parts of the body, as it

WHOLE BODY SCANNING



- USES:**
- 1—MAPS RADIOACTIVITY LOCALIZED IN TISSUES
 - 2—LOCATES UNSUSPECTED METASTASES
 - 3—REVEALS RESIDUAL TISSUE AFTER OPERATION

FIGURE 9.

usually does, the offshoots may continue to grow with thyroid characteristics. These thyroid metastases vary greatly in their ability to accumulate iodine. This uncertainty in iodine pickup is unfortunate in so far as finding the offshoots is concerned. Nevertheless, a large enough proportion of them show activity to make radioactive tracing a valuable diagnostic procedure. Many such cancerous lesions have been found which would not have been located by other available means.

The overpowering affinity of the normal thyroid tissue for iodine prevents any appreciable accumulation by the cancer cells. When the thyroid gland is removed by surgery or otherwise inactivated, the cancer offshoots receive more thyroid-stimulating hormone from the pituitary gland. Those which are able to take up iodine then increase their uptake and can more easily be found and treated.

Figure 9 illustrates a refinement of the automatic scanner which permits a survey of the entire body. This type of instrument has frequently demonstrated the presence of metastatic cancers which were otherwise unsuspected.

Tracer methods are assisting in the location of brain tumors in a number of hospitals.

The comparatively weak beta radiation from P-32 will not penetrate the brain and skull well enough to allow detection of tumors except by internal probe, whereas the gamma radiation of I-131 has been found useful for locating tumors through the intact skull. This use is illustrated in Figure 10. Brain tissue is normally protected by the so-called blood-brain barrier which

prevents the transfer of many substances from the blood stream which otherwise would be absorbed. This barrier is impaired in lesions, and substances may temporarily accumulate in the extracellular spaces and cells of a tumor while being excluded from surrounding tissue. Various substances have been tagged with I-131 for concentration in brain tumors by this action. A survey over the skull with a directional counter may then help to indicate the position of the growth. Diiodofluorescein has been much used as a carrier of I-131 for this purpose but has been largely supplanted by iodinated human serum albumin.

Accurate outlining of radioactive areas is considerably more difficult in the brain than in the thyroid. Because of the increased amount of surrounding structure a considerable degree of gamma-ray scattering occurs which blurs the outlines. Also, concentrations of radioactivity ranging only from 1.6 to 29 relative to surrounding brain tissue have been reported, whereas a relative concentration of several thousand is characteristic of the thyroid. When so little variation exists between tumor and surrounding tissue, scattered radiation and background radiation from natural sources interfere seriously with the diagnosis.

These difficulties have been avoided by the use of a highly directional scintillation counter, with a recording system which accepts only those pulses from the counter which correspond in energy to the primary gamma ray of I-131. Only I-131 concentrations are depicted on the resulting gammagraph because scattered radiation is too degraded in energy from the primary value. Background radiation is either too high or too low in energy to be accepted.

Another scanning device for brain tumors takes advantage of a peculiar property of positrons. The decay of a positron, immediately after its emission by a radioisotope, is attended by the production of two gamma rays which travel in opposite directions. The device employs two opposed scintillation counters, one on each side of the patient's head. It is designed to count only gamma ray coincidences, counts which occur simultaneously in both counters. Therefore, it can detect positron disintegrations without also counting scattered and background radiation. The device is used

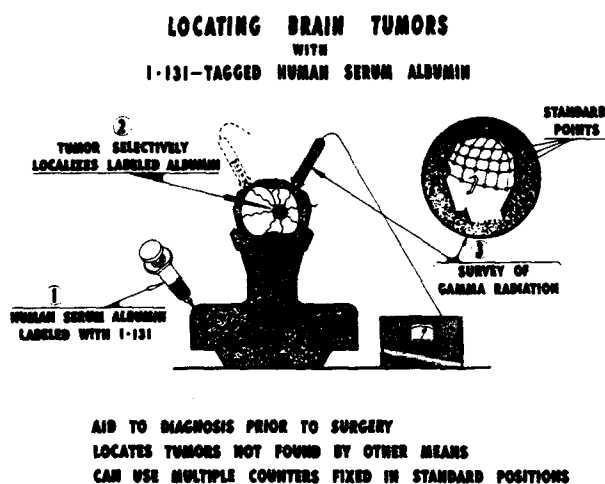


FIGURE 10.

to detect positron-emitting substances, such as Copper 64 and Arsenic 74, concentrated by the tumors.

Benign vs. Malignant Lesions

Because of the rapid turnover of phosphorus in areas of accelerated metabolism, there is a temporary 8- to 100-fold concentration of P-32 in such areas after a diagnostic dose. Where this concentration occurs near a surface accessible to a counter, as in the breast, testes, or the eye, the fraction of the dose taken up by the cancer can be determined by a sensitive radiation counter. The growth or shrinking of the lesion under therapy may thus be determined by periodic checks. Since some benign tumors and other rapidly growing tissue also concentrate the isotope, malignancy cannot definitely be distinguished. Some clinicians, however, find the method useful even in original diagnosis for cancer.

The beta particles from P-32 cannot penetrate to a counter through more than 7 or 8 millimeters of tissue. Radiopotassium (K-42) has been used to extend the method to cancer at greater depths. Potassium, too, has a rapid turnover in growing tissue, while its radioisotope emits a 1.5-Mev gamma ray which is easily detected by a scintillation counter.

RADIOGRAPHY

The taking of "X-ray pictures," with beams from X-ray tubes, has been an important part of diagnosis since the turn of the century. Devices which utilize X-ray emitting radioisotopes as sources have now been developed for certain diagnostic purposes. These portable units have particular value in isolated locations where conventional, bulky X-ray equipment is not practical.

Such a portable X-ray unit using thulium (Tm-170), has been developed in a very simple form. A cylindrical piece of lead which can be grasped in the hand has a curved passageway through the center along which a small thulium source can be slid by means of a photographic shutter-release cable. When not in use the source is located at the center in shielded position; in use, it is moved to an open

port at the end by means of the cable. Such a source, 15 to 30 inches away from an object, can produce an acceptable radiograph in a few seconds. The resulting picture is not as sharply detailed as those obtained with conventional X-ray equipment but is satisfactory for many purposes of diagnosis.

A somewhat similar device has been developed using the radioisotope Strontium 90. In the thulium unit described above, the X-rays are emitted by an ytterbium isotope formed in the decay of Tm-170. Strontium 90, on the other hand, decays to an isotope which emits beta rays. The beta particles, or electrons, in leaving the atoms and traversing the material in the source and holder, generate X-rays just as the electron beam does when it hits the target in an X-ray tube.

An especially useful combination is provided by one of these Tm-170 or Sr-90 X-ray sources and a film holder incorporating a self-contained development system. In this, a capsule contains film-developing chemicals which can be released and spread over the film without removing it from the holder. A finished picture is produced in about 1 minute. Such a combination can be extremely valuable in an army field hospital, for example, where neither X-ray equipment nor dark room is available.

Recent expansion and improvement in the diagnostic use of radioisotopes are due, in large measure, to advances in instrumentation. Development of the scintillation counter and of counting circuits which discriminate between radioisotope radiations, and between these and background radiation, have greatly increased the sensitivity of detection. More definitive results and greater accuracy can now be obtained. Moreover, increased sensitivity permits the use of less radioactivity. Tracer amounts of radioisotopes need result in radiation doses no larger than those received during X-ray diagnosis.

Hundreds of thousands of patients have been diagnosed with radioisotopes in the United States. Iodine 131 tests, alone, have been used over a quarter-million times. These numbers are increasing rapidly as more physicians receive training in clinical use of radioisotopes, and as techniques and instrumentation continue to improve.

Medical Therapy

The possibility of using radioactivity in medical therapy was recognized shortly after the discovery of radium in 1898. Since early in the present century, radium has been used in teletherapy, or treatment at a distance, in which it provides an external beam of radiation to destroy or retard tissue growth. It has also found widespread use in the form of surface applicators and insertions in tissues for local irradiation.

With the discovery of artificial radioactivity the possibility of a third mode of treatment was recognized. This was the possibility that radioactive forms of those elements which take part in body processes could be introduced into the body, and that the body would concentrate them in certain tissues for localized irradiation. Early hopes regarding this technique have not all been realized, since the radioisotope frequently is not concentrated to a sufficient degree to allow its destruction of the diseased tissue without damage to healthy tissues. Biochemical placement of therapeutic amounts of lethal radiation, therefore, can be relied upon only in certain types of cases. In these, however, valuable results are obtained. More positive action can be obtained in other instances by various techniques developed for inserting or injecting the radioisotopes directly into tissues.

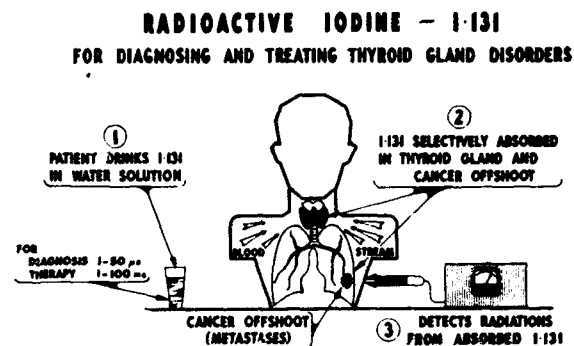
The therapeutic uses of radioisotopes are grouped here under the three modes of application mentioned above: (1) biochemical placement of radioisotopes, (2) physical placement, and (3) teletherapy.

BIOCHEMICAL PLACEMENT

Two chief types of mechanism account for biochemical concentration of materials in certain tissues. The first is the *selective absorption* of a material needed by a particular tissue for its special function, while the second is *differential turnover* due to the increased use of a material in the more rapid metabolism of a particular tissue.

Selective Absorption

The best known and almost classic example of a special affinity between a tissue and a particular substance is that of the thyroid gland and iodine. The use of this selective action to introduce a sufficiently destructive amount of radioiodine to the gland, as illustrated in Figure 11, is now considered a highly practical form of therapy for hyperthyroidism (including thyrotoxicosis, Graves's disease, etc.) It is especially useful where surgery would be too dangerous or thyroid drugs cannot be given or are unsuitable. This treatment has largely supplanted surgical removal in a great many hospitals. Over 400 institutions are using I-131 for this purpose and tens of thousands of patients have been treated. It has been estimated that 90 percent of the hyperthyroid cases treated with I-131 are brought under control in 2 to 4 months.



MEDICAL ACTION:

- 1- DIAGNOSIS AND TREATMENT OF HYPERTHYROIDISM
- 2- LOCATION OF THYROID CANCER OFFSHOOTS (METASTASES)
- 3- TREATMENT OF THYROID CANCER AND METASTASES

FIGURE 11.

Overactivity of the thyroid gland frequently results in the appearance of goiter as an outward manifestation. Internal consequences are much more fundamental, however, since the thyroid has a profound effect on body metabolism. The rate at which we burn up our food for energy is regulated to a great extent by the thyroid hormone. Overproduction of this hormone results in so fast a burnup that the heart is overtaxed

in pumping blood to supply the necessary oxygen. The intimate connection between thyroid and heart functions makes thyroid treatment a valuable adjunct in the treatment of angina pectoris and congestive heart failure.

Although I-131 has amply demonstrated its ability to destroy thyroid tissue, it can only rarely be used effectively against thyroid cancer. Destruction or removal of the primary cancer still leaves the metastases practically unaffected. Difficulty in inducing these to pick up I-131 is met with in therapy as it is in diagnosis, as previously discussed. Only about 10 percent of the offshoots can be stimulated to concentrate I-131 in effective amounts.

Radioiodine uptake by the metastases can be increased in three ways: (1) The physician may let "nature take its course." In this case, absence of thyroid hormone, after loss of the thyroid, stimulates the pituitary gland to produce more thyroid-stimulating hormone (TSH). The hormone rouses the cancers to take in more iodine. (2) TSH may be administered as a drug for the same purpose. (3) An extended course of treatment may be given with thiouracil, a drug which blocks iodine collection. This "starves" the cancer, so that a later dose of I-131 will be more actively collected.

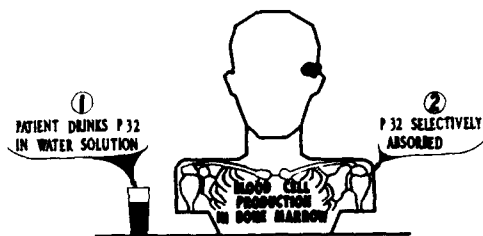
Differential Turnover

The element phosphorus is necessary in all living cells so that, in time, a dose of P-32 becomes quite generally distributed throughout the body. Bone, blood-forming tissues, and rapidly growing tissue tend to concentrate it. Importance of this effect in P-32 treatment of diseases of the blood-forming system is not definitely established, but certain of these diseases respond to total body radiation, however administered. This method of treatment is illustrated in Figure 12.

Polycythemia vera, in which an excess of red blood cells is produced, has been the most successfully treated of blood-system diseases. The beta rays from P-32 do not cure the disease but repress cell formation nearly to normal, and usually can keep it there after a single large dose or repeated small ones. While X-ray and other treatments perhaps produce equally good result in polycythemia, radioisotope

RADIOACTIVE PHOSPHORUS - P32

FOR TREATMENT OF: A-POLYCYTHEMIA VERA
B-CHRONIC LEUKEMIA



THERAPEUTIC ACTION:

- 1 - PARTIALLY SELECTIVE UPTAKE
- 2 - SLOW PROTRACTED IRRADIATION
- 3 - INHIBITS BLOOD CELL PRODUCTION

FIGURE 12.

therapy has come into wide use. It can be administered on an out-patient basis in a physician's office and radiation sickness and other side effects can be avoided.

Leukemia, in which an excess of white blood cells is produced, has not responded to P-32 therapy to as great an extent. In general, the results are quite similar to those obtained with X-rays, although the isotope treatment is usually favored because of its comparative convenience and freedom from side effects. The acute form of the disease does not seem to be affected, but satisfactory control is gained in about half of the cases of chronic leukemia.

PHYSICAL PLACEMENT

Many approaches to concentrating a radioisotope where its radiation will do the most good are based on the more direct concept of putting it there "by hand". No attempt need be made in this case to match biochemical activity of a material with that of the tissue to be treated; in fact, the concept is based on *lack* of affinity between the two. In general, such materials as gold, platinum, stainless steel, and plastics are used as sources and coverings so there will be little or no chemical reaction with the tissues or dissolving in body fluids.

Radioisotopes are used for physical placement both in solid form and as a liquid in an appropriate carrier or solution. As solids they are placed on a body surface, inserted into cavities, or implanted into the tissues. As liquids they are injected into cavities, mingled

with body fluids for transport to inaccessible parts, or injected into tissues as a dispersed source in the extracellular spaces. These various modes of application and their uses will be discussed in separate subsections.

Colloids and Suspensions

The liquid form referred to is generally not a true liquid but simply a fluid carrying tiny solid particles such as a colloid. Radioactive material which would dissolve to a true liquid would also enter the body chemistry and be lost from its desired position.

By putting the radioisotope into a form not affected by body chemicals, and suspending it in a finely divided state in a liquid which is well tolerated by the body, a number of advantages are gained. The particles remain where injected in a tissue, while the carrier is absorbed. When introduced into the blood stream, the particles are carried to diseased organs and are trapped there in the tissues. Also, when placed in a cavity, the particles deposit uniformly over the lining and remain at the surface.

Radioactive gold colloid meets many of the requirements in these applications. The beta rays emitted are short-ranged and so affect only the tissue immediately adjoining the particles. The half-life of 2.7 days allows the activity to disappear within a few days, after accomplishing its purpose, and the body tolerates the inert gold during the remainder of the person's life.

The chief disadvantage of gold colloid is that it emits penetrating gamma radiation in addition to the beta radiation. This makes it more hazardous to administer. Surrounding healthy organs are also partly irradiated as well as the local tissue. Colloidal chromic radio-phosphate has come into favor in some applications, chiefly because the radiophosphorus emits only beta particles.

Other colloids are also being used to advantage, and more are being investigated. Gold colloid can be plated with silver, for example, to "fool" the body into transporting the gold radiation sources to a greater extent into the lymph channels. Yttrium chloride forms a colloid after injection into the body fluids and is

generally believed to have potential importance because of the favorable half-life (2.6 days) and pure beta radiation of radioyttrium (Y-90). Other radioisotopes seem to offer special advantages in this type of therapy but remain radioactive too long for safety. These individual advantages may yet be realized as a result of research on complexing agents which may remove radioisotopes from the body when the desired therapy is accomplished.

Interstitial Injection

Direct injection of radiocolloid has provided a useful mode of treatment of many types of accessible but inoperable malignant masses. Those which are not suitable for surgery because of proximity to delicate organs, lack of definite boundary, or precarious condition of the patient are often reduced by this treatment. The tumors frequently can be given large doses of radiation which could not be administered with external X-rays without serious damage to other tissues.

This type of therapy has become routine in many hospitals in treating cases of inoperable cancer of the prostate gland. Only 5 to 10 percent of prostate cancer cases are found while still in the stage where surgical removal of the prostate and capsule can produce a cure. In about half the cases the tumor has invaded its surroundings, and it is in this class that interstitial injection of radiocolloid has been used with good effect. In the remaining cases, spread has occurred to distant areas, usually bone or lungs, and the radioactivity carried to these sites by the blood stream is not sufficient to produce a significant effect.

Encouraging results have been obtained where the colloid was used before metastasis occurred. Users of this technique have stated that the most striking effect is the rapid regression in prostate size, experienced in very nearly all cases. In 7 to 10 days a large nodular prostate can shrink until it is barely detectable.

Involvement of the lymphatic system frequently occurs in cases of cancer because cells and tissue fragments separated from the malignant mass are drained off along the lymph channels. Removal of infectious agents

and broken-down cells is a natural function of the lymph system. This function, unfortunately, aids in the spread of cancer because the cancer cells start new growths where they come to rest. This most frequently happens at the lymph nodes, the collecting points of the system, which are usually distant from the cancer and at inaccessible locations. An advantage of radiocolloid therapy in such cases is that the radioactive particles are often drained off in the same way and become lodged at the same points.

Both surgery and X-irradiation, when they fail in cases of cancer of the cervix, do so primarily because of residual cancerous growth in the lymph nodes and the adjoining tissues. Radiogold colloid has demonstrated its ability to reach the lymph nodes for localized destruction after injection near the tumor mass. It may be used as an adjunct to other therapy in cervical cancer cases.

Intravenous Injection and Clearance

When a colloidal substance is introduced into the blood stream a somewhat similar result is accomplished. The reticulo-endothelial system, a group of specialized cells widespread through the liver, spleen, lymph glands, and bone marrow, clears particles and debris from the blood. Radiogold colloid, when injected into a vein, is caught in this system and thus furnishes a means for treating its diseases. Chronic lymphatic leukemia, for example, responds to this treatment about as often as to drugs and X-rays. Hodgkin's disease and lymphosarcoma are also treated in this manner.

Distribution within the body depends partly on particle size. A degree of control can thus be realized through choice of an appropriate size. Extremely small particles of gold, measured in millionths of an inch, are produced from a solution of a radioactive gold compound. Slight alterations in the chemical technique can give a range of sizes. Larger particles may be obtained by depositing the radiogold on suspensions of finely divided charcoal.

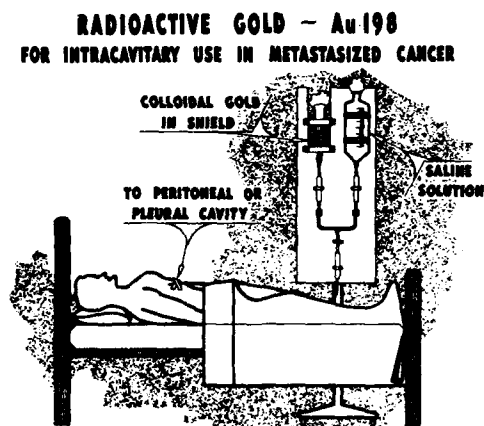
An entirely different distribution is obtained with the larger particles. These, when in-

jected into the blood, are caught in the fine capillaries of the lungs, whereas the smaller particles of a gold colloid pass through and concentrate in liver and spleen. Cancer growths distributed throughout the lung, as a result of blood transport from a distant primary cancer, can thus be given local radiation treatment by the particles blocked at the scattered sites. This type of therapy is relatively new and may result in useful treatment when the possibilities of controlling placement and distribution have been further explored.

Intracavitary Injection and Instillation

Radiocolloids, being in fluid form, are well suited for placement in body cavities to irradiate cavity linings. Beta radiation from only the outer particles can reach the tissues without being absorbed in the liquid, so that the effect is that of a thin radioactive coating. Moreover, the particles are rapidly deposited upon the surface itself and are engulfed in the cells. Only about 1% of the particles escape through lymph channels to the blood and thence to liver, spleen, and marrow, so that undesirable systemic effects of the treatment are usually negligible.

This technique, illustrated in Figure 13, is being used in about 250 hospitals in the control of fluid accumulation in the abdominal and chest cavities of cancer patients. Often pain or disturbance due to fluid pressure on adjacent organs is the only awareness the patient has of



- ADVANTAGES:**
- 1 - INHIBITS FORMATION OF CAVITARY FLUID
 - 2 - REDUCES PAIN
 - 3 - HELPS RETURN PATIENT TO NORMAL ACTIVITY

FIGURE 13.

his disease. Irradiation of the cavity lining reduces or prevents the fluid formation, and can make his existence tolerable while treatment of his disease is attempted. Reports by those using this technique indicate that relief from symptoms can be obtained in approximately 50 percent of the cases. The general opinion is that it is best suited to cases in which the cancer is growing slowly and the accumulation of fluid is the most important symptom.

Radiocolloids have also been injected into cavities as a preventive measure rather than as a treatment. Radiogold is sometimes used in this manner when a cystic cancer of the ovary is removed. In this operation, there is a possibility that some of the contents of the cyst will be released into the abdominal cavity. Introduction of the radiogold seems to decrease the probability that the cancer "seeds" will grow.

Cancer of the lung almost always involves the adjacent lymph nodes. Radiogold colloid has frequently been put into the lungs, by injection or tube, for drainage to these sites. The slowness of the drainage, however, is a disadvantage of this technique since the gold radioactivity is practically spent in the 10 or more days before optimum concentration occurs. This period has been reduced to about 5 days by coating the radiogold with silver.

A still greater improvement has been achieved, in experimental work with dogs, by injecting the gold colloid into the wall of the bronchus, or windpipe. From there it has only a short distance to travel and accumulates effectively in the lymph nodes within 3 days.

Too intense irradiation of a localized area of tissue is avoided wherever radioisotopes are applied. If tissue is killed faster than its fragments and breakdown products can be disposed of through the lymph and blood, toxic substances are formed and released into the system as in gangrene. Too intense a dose of radiocolloid put into the quite radiosensitive lung, in an attempt to achieve adequate transfer to lymph nodes, needs to be avoided. However, it has been suggested that a lobe of the lung can be used simply as a transfer point for part of a heavy dose, when the lobe is about to be surgically removed in any event.

The lining of the bladder has also been treated

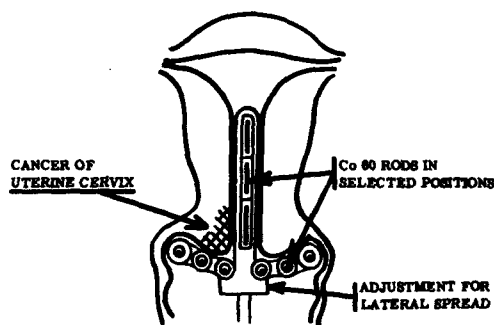
by radiocolloid instillation, or introduction by tube. Filling the cavity with the fluid allows particle sources of beta radiation to surround each tiny papilloma or protuberance from the wall. After sufficient time for effective action, the cavity can be drained.

Intracavitary Insertion

Radium has long been used in devices specially designed for insertion into body cavities. This mode of radiation therapy has been greatly extended by the greater availability, economy and, in many cases, effectiveness of the newer radioisotopes.

Cobalt 60 is roughly equivalent to radium in this type of application and devices designed to hold the one are frequently used for the other. Figure 14 shows a simplified illustration of such a device. Various radiation patterns can be produced by using selected intensities and positions of the radioactive inserts.

RADIOACTIVE COBALT - Co 60 FOR INTRACAVITARY OR EXTERNAL APPLICATORS



- PERMITS WIDE VARIETY OF APPLICATORS
- READILY AVAILABLE AND INEXPENSIVE
- ALLOWS LARGE INVENTORY OF SPECIAL SOURCES

FIGURE 14.

Balloon catheters, also, are used for internal irradiation of body cavities. After insertion into the bladder or uterus, for example, they can be inflated to expand the organ and smooth out the folds and irregularities of its lining for uniform irradiation. Fluids attempting to enter the cavity while the device is in place are drained off through a central catheter. One form of balloon catheter may be filled with a liquid. Since the liquid does not contact the tissues directly, it can be a solution containing

any radioisotope with the desired radiation characteristics. In a second form, the catheter carries a small radioactive source at the center so that, when the balloon is inflated, the cavity walls will be properly spaced from the source for uniform irradiation.

Interstitial Implants

The insertion of radium needles and radon seeds into cancer tissue is a well-established mode of treatment. Here, again, the technique has been extended and improved with radioisotopes. Cobalt 60 wire is the material most used for this purpose. It can be made much more radioactive than radium, so that only very thin wire need be used. This is encased in an inert, nonradioactive sheathing, such as stainless steel, which absorbs the beta radiation but does not hinder the gamma rays and is unaffected by body chemicals. The encased wires are cut to the desired lengths and can be bent to shapes appropriate for the tissues or growth to be treated, although they usually resemble straight, rather thick sewing needles. In use they are inserted in a predetermined pattern to give the desired radiation field and are removed when a specified radiation dose has been delivered.

Both Iridium 192 and Tantalum 182 are used in the same manner, with certain advantages and disadvantages when compared to Cobalt 60. Both have a greater neutron absorption and so can be given a higher activity in a reactor. On the other hand, they have much shorter half-lives (Ir-192, 74 days; Ta-182, 111 days; Co-60, 5.3 years) and require reactivation from time to time.

Implants also take the form of short lengths of radioactive gold wire encased in inactive gold tubing. These are comparable to the widely used radon seeds and, because of the short half-life of radiogold, can be left in the tissues permanently. The encased wire can be conveniently cut in the operating room to lengths providing the required amount of radioactivity. The simple act of cutting seals the ends sufficiently against beta-ray leakage. The gold seeds have entirely supplanted radon at some hospitals.

A unique form of implant has been developed in which short lengths of either the radiocobalt or radiogold wire are alternated with inactive aluminum lengths within very thin nylon tubing. This radioactive "suture" is sewed into the tissues in a configuration designed to give the best radiation pattern.

An even more recent development makes use of copper-covered iridium wire for this purpose. Before irradiation, the wire is slipped into a sheath of thin copper tubing, to absorb the beta particles, and cut into 3- or 4-mm lengths. Radioactivity induced in the copper is short-lived and disappears before use. The lengths are irradiated and then the desired number, say 10 or 12, are spaced at 1-centimeter intervals in nylon tubing, with 3 or 4 inactive aluminum pieces as a continuation at both ends. The tubing is compressed between the wires to maintain their spacing. Enough tubing is left at one end to allow the radioactive portion to remain in a shielded container while the surgeon places his needles in the desired pattern in the tissues and threads the free end of the tubing into the first needle. A minimum of time is then needed to draw the active portion into position. The aluminum markers indicate how many centimeters the end sources are below the surface.

Another implantation technique is reported to be ready for clinical trial. This involves the use of beads, less than a millimeter in diameter and of carefully predetermined radioactivity, for implantation in brain tissue. Radioactive gold, palladium, and yttrium have been used as these sources. Since beta particles travel only a very few millimeters in tissue, a very small spherical volume can be given a predetermined irradiation.

Topical Application

The very short range of beta particles from certain radioisotopes has been advantageous in surface applications. Many skin conditions, including warts and benign and malignant tumors, are treated with X-rays but only the very softest, or least penetrating, of these rays can be relied on to affect the outer layers without damage to deeper structures. In contrast, the beta radiation from radiophos-

phorus, for example, has an average penetration of only about one millimeter and cannot reach the underlying tissues.

Plaques of many types have been devised for holding concentrated or dispersed beta-ray sources next to the skin. The simplest form is obtained by soaking a piece of absorbent paper in a radioactive solution and holding it to the skin with adhesive tape. Another simple type is obtained by incorporating a finely divided radioactive material into a plastic substance which can then be molded to the contour of the surface. Actual contact of the radioisotope and skin, in these cases, is prevented by a thin wrapping of Cellophane or the like.

Ophthalmic Applicators

A variety of devices have been designed for beta irradiation of eye lesions. These employ the same radioisotopes as in the surface plaques just described and have the same effect—in fact, they are often used in treating skin conditions. They usually are designed as hand-held instruments with a radioactive tip, and are frequently provided with a shield to protect the physician's fingers. More than 230 of these applicators are in service in treating benign and malignant lesions of the eye. The beta-emitting isotope Strontium 90 is most frequently used as the source.

Nasopharynx applicators are quite similar but adapted, as the name implies, to use in treating pathological conditions of the upper air passage. Strontium 90 has been in favor for this use also, with Cobalt 60 occasionally providing a gamma-ray instrument for special conditions.

TELEETHERAPY

Distance therapy by means of a gamma-ray beam from a concentrated pellet of radioisotope is a direct outgrowth of telerradium and X-ray treatment. Since the beam is directed through the body to the cancer or other growth to be eradicated, an important consideration is the amount of damage to healthy tissue. Certain radioisotopes have shown a

superiority to X-ray equipment in this respect, because the whole of their radiation has the same energy or penetrating power. In an X-ray beam a large range of energies are present and much of the beam must be filtered out in eliminating the portion most harmful to overlying tissues. To obtain a useful beam with radiation as penetrating as that from Cobalt 60, very special and expensive X-ray equipment in the 2-million-volt range is required.

A Cobalt 60 unit is basically a small piece of the radioactive metal at the center of a large ball of lead or other heavy shielding. A passageway for a beam of gamma rays from the cobalt is blocked by a shutter of movable shielding when not in use. This basic unit, to be useful, must be supported in such a way that the beam can be directed as desired. Further details of control are added according to the proposed use and budget allowance. Thirty or more machines are now in use in the United States. They differ in the degree of complexity introduced by positioning controls, timing mechanisms and, in some instances, even electronic computers to direct the movements throughout a treatment.

The machines fall into two classes depending upon the source strength and, therefore, the amount of shielding. The "hectocurie" units, with source strengths of a few hundred curies, can be light enough to roll from place to place. The "kilocurie" units have sources of a few thousand curies and are permanent installations.

The ruggedness and comparative simplicity of the source holder and shielding gives the basic unit a high degree of maneuverability. The advantages of "rotational" therapy, for example, can be obtained by swinging the beam source entirely about the patient, as in the kilocurie unit illustrated in Figure 15, with the beam continually directed at a tumor. A heavy dose of radiation can be delivered to a small volume in this way without overdosing any one part of the skin or healthy tissue.

The basic principle in placing the source at a distance from the patient, when internal structures are to be irradiated through overlying tissue, is a geometrical one. The rays spread out in straight lines from the source so

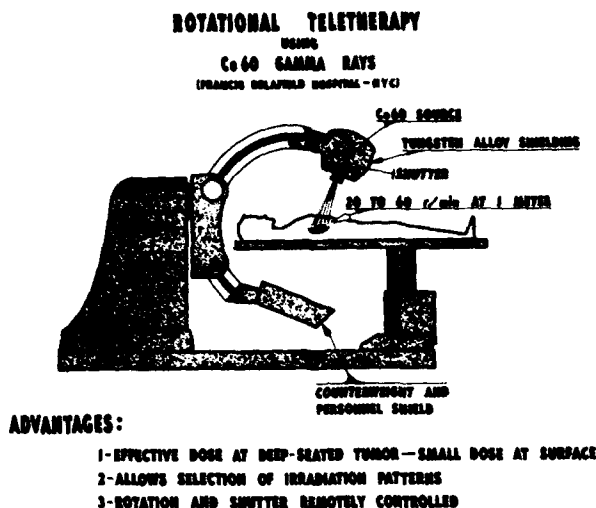


FIGURE 15.

that an area of a given size receives less radiation as it moves away. In mathematical terms, the intensity varies inversely with the square of the distance. Therefore, with a very near source the intensity at the skin is much greater than at the more distant tumor. However, with the source a few feet away the tumor-to-skin distance makes little difference and a radiation dose can be given to a tumor without a much larger dose going to overlying tissues.

With the exception of radium units and one Cesium 137 unit all of the 30 or more teletherapy machines in operation are using Cobalt 60. About 15 other hospitals have machines in various stages of completion but are awaiting

their turn for cobalt being activated at the National Reactor Testing Station in Idaho.

Cesium 137 offers some advantages over Cobalt 60 as a teletherapy source, chiefly because of its much longer half life (33 years vs. 5.3 years) and the reduced amount of heavy material needed to shield its less penetrating gamma rays. This isotope, however, has not been available in large quantities, except for the 1540-curie source prepared at great effort for the one unit mentioned above. The new fission product separation plant, mentioned later under Available Materials and Services, is expected to produce kilocurie sources suitable for teletherapy.

NEUTRON-CAPTURE THERAPY

A quite different technique is being developed, especially for the treatment of brain tumors, in which a stable isotope is made radioactive *after* biochemical concentration in a tumor. The stable boron isotope B-10 in the form of a borax solution, for example, is administered to a patient. Impairment of the blood-brain barrier by the brain lesion allows temporary concentration of the boron. The head is then exposed to a beam of reactor neutrons. Boron 10 absorbs neutrons much more readily than the other elements present, and each absorbing atom emits an alpha particle which ionizes heavily during its very short travel. Localized destruction of tumor tissue is thus accomplished.

Agricultural Studies

The frontiers of farm science and land development must be pushed forward at an ever increasing rate to provide for world population growth and to improve living standards. Food production is not increasing as fast as population demands. World population is increasing at the rate of about 1 percent or over 20,000,000 persons per year. Reliable estimates indicate that over half of the more than two billion people in the world today do not get enough to eat.

To keep food production in pace there must be ever increasing production from the land and this advance must be based upon the work of plant and animal scientists.

All over the country agricultural research is being stimulated through the use of radioactive and stable isotopes. These new tools are unlocking the secrets of the growth of plants and animals and the scourges that injure or destroy them. Most of these isotope uses are related to the fate of metabolites and non-metabolites in plant and animal systems. The major applications of radioisotopes to agricultural problems have been concerned with soils and fertilizers, photosynthesis, entomology, and animal and plant nutrition.

The hundreds of agricultural uses of radioisotopes are here separated into several types of uses and only a few representative examples of each are discussed.

PLANT STUDIES

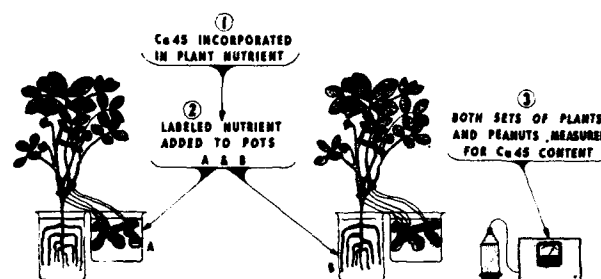
Metabolism and Translocation

The movement of mineral nutrients in plants is being studied at several institutions. Radioisotopes of phosphorus, sulfur, calcium, copper, molybdenum, and zinc are being used to investigate important plant nutrition problems. Radiotracers are being used to determine the path, rate of entry, and movement of materials in plants, the mechanism of such movement, and to trace steps in the mechanism of transfer of ions from the environment to the plant cell interior. Tracing elements through living

plants was impossible before radioisotopes became available.

As illustrated in Figure 16, radioactive calcium has been used successfully to study the uptake of calcium (the element supplied by liming) by the root and fruit in the peanut plant. This investigation showed that although calcium is absorbed in the plant by both the fruit and root, absorption by the roots alone is not sufficient for fruit development.

RADIOACTIVE CALCIUM - $\text{Ca} 45$ FOR STUDYING PLANT NUTRITION



INDICATES:

- 1- ROOTS SUPPLY INSUFFICIENT CALCIUM FOR FRUIT GROWTH
- 2- LOCATION OF GREATEST ABSORPTION
- 3- ABSORPTION DURING EARLY FRUIT GROWTH

FIGURE 16.

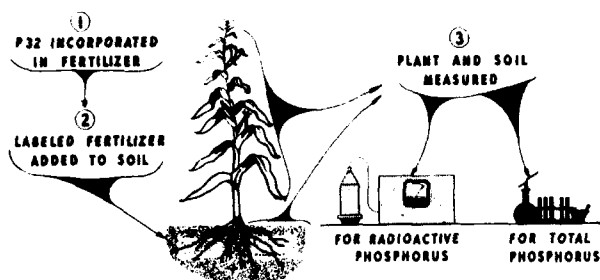
Iron 55 has been used to study effects of acidity and action of charged particles on soils, and to trace soil nutrients in the uptake and translocation of iron by sorghum plants. Iron 55 and Zinc 65 have been used to determine factors influencing uptake and distribution of inorganic elements within plant tissues and their use in organic compounds synthesized within the plant. Carbon 14 has been used to study translocation of labeled organic materials in most of our economically important plants.

Uptake of Fertilizers

The most extensive use yet made of isotopes in agriculture has been concerned with studies on the uptake of fertilizers. This was one of the first and most important uses in agriculture. Now, even after 8 years, fertilizer uptake studies are still yielding valuable infor-

mation. With radioactive tracers it is possible to study not only commercial fertilizers, but green manures as well. These applications are illustrated in Figures 17 and 18.

RADIOACTIVE PHOSPHORUS - P32 FOR STUDY OF PHOSPHATE FERTILIZER UPTAKE

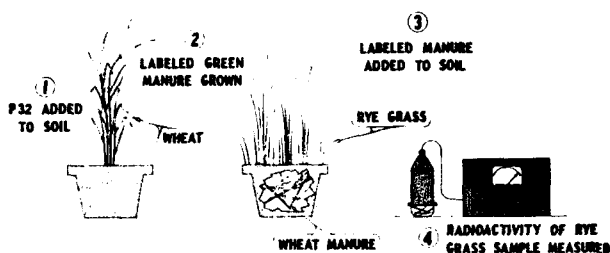


SHOWS:

- 1-FIXATION OF PHOSPHORUS BY SOIL
- 2-PHOSPHORUS UPTAKE BY PLANT
- 3-PROPER TYPE AND PLACEMENT OF FERTILIZER
- 4-EFFICIENCY OF FERTILIZER

FIGURE 17.

RADIOACTIVE PHOSPHORUS - P32 FOR STUDYING PHOSPHORUS UPTAKE FROM GREEN MANURES



INDICATES:

- 1- PHOSPHORUS FROM GREEN MANURE AVAILABLE FOR PLANT USE
- 2- SOIL PHOSPHORUS AND MODE OF PLACEMENT CONTROLS AVAILABILITY

FIGURE 18.

Although most of the investigations are designed to determine the proper type, placement, and efficiency of various fertilizers, the data obtained provide many other answers since the studies can be carried out under a wide variety of soil and climate conditions. American farmers are spending more than a billion dollars a year for commercial fertilizers, and isotopes research has found many ways to get greater returns in crop yields with this money.

With radioisotopes, it is possible to tag a certain material such as phosphorus in the fertilizer, and tell how much moves into the plant. The effectiveness of different methods of placement of the fertilizer such as below the

seed, broadcast, or foliage application can be easily compared. In the past, requirements of a crop on a particular soil for a specific fertilizer usually have been measured by crop yield, but variations in rainfall, temperature, disease, and other factors also affect yield and confound the evaluation of the fertilizer. Through the use of radioisotopes many years are being saved in evaluating fertilizer materials and methods of application, and sound conclusions about fertilizer practices are being drawn.

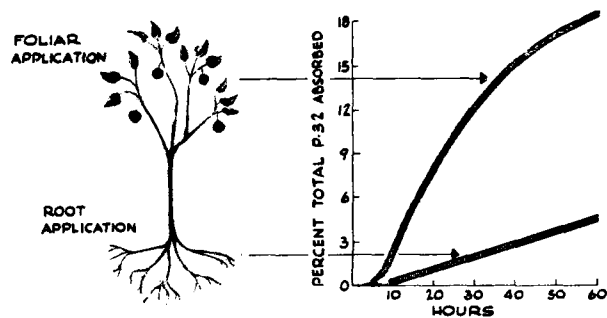
The capacity of the soil to supply a plant nutrient can be measured by adding a labeled fertilizer as a partial source of the nutrient to the growing plant. The plant will draw upon both the natural supply and the added fertilizer in proportion to the availability of each. In some soils, most of the plant nutrient will come from the added fertilizer, in other soils most of it will come from the nutrients already present in the soil. The isotope dilution analysis is used to obtain this information. Thus the plant itself, which is the best judge of availability, is used to give the answer.

Although measurement of crop yield is satisfactory and in some cases preferable, the new techniques permit an evaluation under varying field conditions and at any stage of the plant's growth through the season.

Through the use of isotopes, it has been proved conclusively that plants absorb nutrients not only through the roots but also through the foliage, the fruit, the twigs, the trunk, and even the flowers. Comparative uptakes of Phosphorus 32 are illustrated in Figure 19.

Fertilizer Uptake by Roots and Foliage

USING
RADIOACTIVE PHOSPHORUS-P-32



- SHOWS: 1-QUICK EFFICIENT WAY TO APPLY FERTILIZER
2-FOLIAR METHOD 95% EFFICIENT—ROOTS 10%
3-CAN BE APPLIED WHEN MOST NEEDED

FIGURE 19.

Tracer studies show that certain plant nutrients applied to the leaves in soluble form result in as much as 95 percent uptake by the plant. Plant nutrients applied to the soil often show no more than 10 percent uptake.

Work in California and in Oregon showed that spraying dormant trees with fertilizers improved the growth of the fruit the next year. It has been shown that within 24-48 hours, even in mid-winter and at below freezing temperatures, radiozinc movement in the branches can be traced 18 inches to 2 feet above the point of application. Furthermore, the nutrient tends to accumulate near the buds. Thus the entry of nutrients into dormant branches is proved and the value of spraying fruit trees with zinc in the dormant season is established.

Similarly, the radioisotope technique shows that a leaf is a very efficient organ of absorption. Experiments prove that the nutrient material moves in from any leaf surface both night and day.

If leaf feeding is compared with soil feeding radioisotopes demonstrate that nutrients supplied to roots move upward in the plant. If applied to the leaf the nutrient moves downward in some plants at the rate of about one foot an hour. When applied to a middle leaf the nutrient moves both ways very effectively. Also learned during these studies is the fact that certain parts of a plant need specific nutrients at different times.

When seeds form in fruit, radioisotopes show that phosphorus concentrates immediately in the seed. In the case of the apple both phosphorus and magnesium concentrate in the seed when it is developing. This explains why a magnesium deficiency appears in the foliage in summer when seeds are drawing magnesium from the leaves.

Studies with radiocalcium have shown that foliage application does not result in movement of this nutrient to root sections. This is of considerable importance, for example, in growing strawberries. Calcium applied to the foliage of strawberry plants would not move to the roots. Daughter plants nourished only by roots might therefore starve to death for lack of calcium if the material is available only through

the leaves. Calcium must be applied to the soil to reach the entire plant including the roots.

Urea applied to the foliage is being used very freely by orchardists and vegetable crop specialists. The urea molecule has two groups of nitrogen atoms in addition to one oxygen and one carbon atom. Since no suitable radioisotope of nitrogen exists the molecule is made radioactive by using radioactive carbon. (It can, however, be traced by a heavy isotope of nitrogen, stable N-15.) When urea is applied to a plant the enzyme "urease" acts on the molecule and splits it. The groups containing nitrogen combine with hydrogen in the plant moisture to give ammonia which moves into the plant. The radioactive carbon and the oxygen from the plant moisture combine to give radioactive carbon dioxide. By counting the radioactive carbon dioxide that is given off, one can obtain an absolute measurement of the use of nitrogen from the urea applied. This test has given valuable information on the ability of different plants to use this compound.

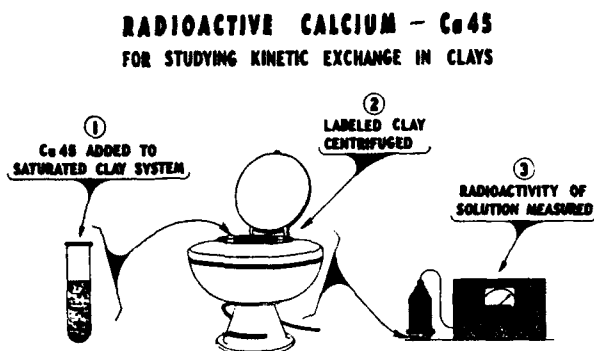
Soil Fertility

Of major concern in agriculture are the amounts of naturally occurring nutrients in soil, their exchange between the soil, the soil solution, and plant roots, and their availability to plants.

Maintenance of soil fertility is the main objective of soil management. Soils of the United States Corn Belt are fertile, but their continued ability to supply adequate potash (potassium) to corn has been questioned. The capacity to supply potash can be measured with radioisotopes. Unfortunately, one cannot use a radioisotope of potassium in field studies for it has none with long enough half-life. However, radioactive rubidium, which behaves chemically very similarly to potassium, can be used and follows along with potassium as a tracer. These studies are yielding valuable information on soil maintenance questions.

A tracer study directly related to soil fertility is the use of radioactive calcium in measuring the kinetic exchange of this element in various types of clays. The radioisotope tracer tech-

nique, illustrated in Figure 20, is particularly suited to measurement of exchange between ions of the same element. This study shows that calcium exchanges readily.



ADVANTAGES:

- 1- MEASURES EXCHANGE BETWEEN IONS OF SAME ELEMENT
- 2- CONFIRMS KINETIC EQUILIBRIUM

FIGURE 20.

Calcium 45 has also been used to study the absorption of calcium by alfalfa and other legumes as influenced by soil reaction, amount of exchangeable calcium, degree of calcium saturation, presence of manganese, iron and aluminum, and method of application.

Likewise, Phosphorus 32 is used to study exchange reactions of inorganic phosphorus between solutions and mineral surfaces in soils and synthetic calcium phosphates, and to determine the contribution of phosphorus in manures to the fertility of the soil.

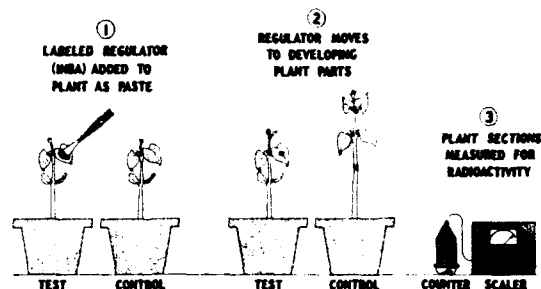
Carbon 14 has been used to study decomposition rates of organic materials in soils and their availability as nutrients to plants. Radioisotopes of potassium, calcium, and rubidium have been used in the laboratory to study exchange equilibria reactions of these elements in soils. In other laboratory studies, Sulfur 35 and Calcium 45 have been used to determine the rate of leaching of these elements through columns of soil.

The radioisotope technique opens new vistas in basic research on soil fertility. It adds to the precision and reliability of measurements of importance to agriculture. It does not make obsolete other current research methods but rather supplements them as a very useful new tool.

Action of Growth Regulators and Herbicides

Radioisotopes are used to study the behavior and action of plant-growth regulators and herbicides. These investigations are concerned primarily with how these materials act on metabolic processes. The method, illustrated in Figure 21, is so specific it can show how a regulator is translocated to developing parts of the plant. Further, it is so sensitive that it indicates accumulation of as little as a millionth of a gram.

RADIOACTIVE IODINE - I^{131}
FOR STUDYING MOVEMENT OF PLANT GROWTH REGULATORS



INDICATES:

- 1- DETAILED PATHWAY OF TRANSLOCATED REGULATOR
- 2- REGULATOR TRANSLOCATED TO DEVELOPING PARTS OF PLANT, PROBABLY INTACT
- 3- ACCUMULATION OF REGULATOR IN MILLIONTHS OF GRAM RANGE

FIGURE 21.

Growth regulators can speed up or slow down the growth of plants. Advancing the date for maturing of crops, in some cases, can mean thousands of dollars of added profit in the market place. Radioisotopes are helping to find better growth regulators.

In the war on weeds radioisotopes have been called upon to help explain the complicated actions of herbicides. It has been estimated that crop losses due to weeds alone amount to at least 5 billion dollars annually. Weed plants take water and nutrients meant for crops and are carriers of both animal and human diseases. Their presence increases the cost of tillage by almost 50 percent.

Certain chemicals can kill some plants and spare others. The best known herbicides now in use are the phenoxyacetic acid derivatives known popularly as 2,4-D and 2,4,5-T, produced in 1954 at a rate exceeding 60 million pounds.

The action of herbicides on the alligator weed has been investigated with C-14-labeled 2,4-D. Through this study valuable information was gained on possible new materials for combatting the weed.

It has been shown that bean plants readily absorb the radioactive 2,4-D, and radioactivity has been found in the various parts of the plant. This absorption into edible plants is important, of course, because of possible effects on the plant and on persons who eat the beans. In a continuation of the study, two radioactive compounds in addition to unchanged 2,4-D were found in an extract of the stems of bean plants treated with labeled 2,4-D. This led to further work on metabolism of 2,4-D in 2,4-D resistant plants and to studies of the absorption and metabolism of radioactive 2,4-D by crops such as corn and wheat.

Plant Diseases and Fungicides

Plant diseases cause an estimated annual agricultural loss of approximately \$3 billion. Old as well as new diseases sweep the country from time to time.

Some plant diseases are annihilating. Cereal rust may destroy up to two-thirds of the crop of wheat and oats in extensive areas. Potato blight can almost completely destroy potatoes in the field or in storage. Many other diseases are debilitating or disfiguring. They may cause peeling, root rot, wilt, scab, and various other disorders. Most plant diseases are insidious because of the relative invisibility of the disease organisms.

Radioisotopes are of great value in studying plant diseases and devising means for their control. Carbon 14 has been used to study metabolic changes in tobacco plants induced by virus infections, mealy bug wilt of pineapple, and effects of the virus of "little cherry" disease. Sulfur 35 has been used to measure the difference in absorption of sulfur by parasites and the host in plant diseases caused by fungi. Phosphorus 32 and Calcium 45 have been used to compare absorption and movement of phosphorus and calcium in pole-blighted and healthy western pines.

Wheat stem rust and most other rusts can be controlled if plants can be dusted often enough

with sulfur. But to dust 70 million acres of wheat in the United States with the minimum amount of sulfur that would be effective in years when weather favors rust would require nearly 2 million tons of sulfur. Cheaper fungicides, therefore are badly needed and radioisotopes are helping to find them.


Work has been done on methods for tagging fungal spores with radiocarbon. The effect of radiocarbon upon the growth and genetics of the tagged organisms also has been investigated.

In testing the toxicity of chemicals to fungus spores, chemical methods of determining the quantity of uptake by the spores are impractical because of the minute amounts involved. With the availability of radioactive isotopes, quantitative uptake of the toxic chemical on a spore weight basis can be carried out quite easily.

Isotopes also make possible study of the relationship of several toxicants and the replacement of one material by another in fungus spores. Spores of various species were found to act quite differently in their affinity for various toxicants.

Other types of plant disease studies with radioisotopes are illustrated in Figure 22. They are concerned with the proper balance of normal metabolic processes. In the study of molybdenum, an essential mineral for plant nutrition, it can be determined by the tracer technique what concentration of the element blocks iron uptake and causes chlorosis (an iron deficiency) as well as the mechanism of the block. Since the amounts of molybdenum and iron involved

RADIOACTIVE MOLYBDENUM—Mo93—Mo99
FOR STUDY OF MINERALS ESSENTIAL FOR PLANT NUTRITION



SHOWS:

- 1—UPTAKE AND DISTRIBUTION OF THE MINUTE AMOUNTS REQUIRED
- 2—EXCESS MOLYBDENUM BECOMES FIXED IN FOLIAGE --
- MAY BLOCK IRON UPTAKE AND CAUSE CHLOROSIS

FIGURE 22.

in this plant disorder are very small, the sensitivity of the tracer technique is of particular advantage. Iron 55 and 59 also have been used to follow iron metabolism under conditions conducive to chlorosis.

Radiation Effects and Genetics

The science of radiation genetics may have a fundamental effect upon agriculture since it offers promise of developing new strains of hardy, disease-resistant plants. Natural mutations, or changes in the germ cells which transmit inherited characteristics, occur spontaneously although at a very slow rate. Ionizing radiation causes them to occur much faster.

Early genetical studies used X-rays and radium, but the work was on a limited scale. Reactor-produced radioisotopes provide the geneticist with new tools that greatly facilitate plant breeding.

With better radiation sources, radiation genetics is being studied from two different points of view. The first approach is designed to give a better understanding of the science of radiation genetics and consequently of genetics itself. The second is a much more practical approach to the use of radiation for the solution of specific agricultural problems.

By means of fundamental studies, plant scientists have been able to define accurately the way in which radiation should be given to a plant, the biological conditions which must be fulfilled, the type of radiation to use, the results that may be expected, as well as a great many other factors necessary for an intelligent approach to the problem.

Such fundamental studies have produced evidence that some radiation-induced mutations are desirable changes. As a direct result of these studies, scientists recently have applied their findings to the solution of specific agricultural problems. One of the most spectacular of these results is the development of rust resistant oats by means of neutron irradiation. After only one and one-half years, a small amount of rust resistant oat seeds was obtained. Conventional plant breeding methods might have taken 10 years to produce this result, at considerably greater expense.

Disease resistance is by no means the only

desirable characteristic which can be induced by radiation. The most striking example so far of the induction of other characteristics is illustrated by work in North Carolina. Irradiation has produced peanut plants which have about 30 percent higher yield per acre, a size and shape better adapted to mechanical harvesting, and better resistance to common leaf spot diseases.

Attempts are also being made to develop shorter corn plants which provide a greater yield of grain per stalk. In Nebraska there is a program to develop a winter hardy barley.

Many important crops, such as apples, are not normally propagated by seeds but are reproduced by means of branch grafts. Several types of plants and vines are being grown in gamma-ray exposure fields. Branches are removed from time to time and grafted to normal host plants in radiation-free areas. It is expected that these will produce many abnormal branches bearing new types of fruit.

Nature continues to produce new and virulent strains of plant-disease organisms. Radioisotopes have proved to be very useful in determining the potential virulence of some types of fungi. This is done by exposing a disease fungus to radiation in order to speed up the natural mutation rate. In this way it is possible to gain some insight into what types of new diseases may occur naturally in the future.

The degree to which plant disease can be overcome will depend on how well possible future diseases are understood. Thus, much basic research is required and in many cases radioisotopes provide the only key.

Moisture Distribution and Cloud Seeding

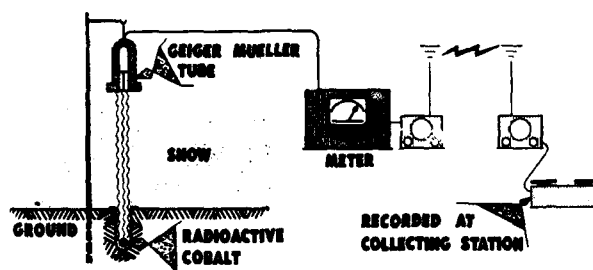
Droughts have a vital economic effect upon agriculture. Any new information about weather in general and rainfall in particular is of great importance to the farmer. The versatility of the radioisotope technique has made it a useful new tool in this field.

For most efficient use of natural precipitation, particularly in western states, it is helpful to know the amount of precipitation both as it falls and as it is stored in snow packs in the mountainous areas. Without this informa-

tion, proper preparations cannot be made to store a portion of the water in lakes and reservoirs for later use when it is most urgently needed. Commitments for irrigation water supplies as well as hydroelectric current are made on the basis of snow measurements.

Snow-survey and precipitation-gage data give only limited information because of the inaccessibility of many important watersheds during the winter months. However, the use of radioisotopes allows reliable and economical methods for measuring and telemetering information on the amount of water stored in mountain snow packs. A snow gage utilizing Cobalt 60 has been developed and integrated with a telemetering system. The application is illustrated in Figure 23.

**RADIOACTIVE COBALT - Co 60
FOR MEASURING WATER CONTENT OF SNOWFALL**



ADVANTAGES:

- 1- MEASURES AMOUNT OF WATER DIRECTLY
- 2- MEASUREMENTS TAKEN REMOTELY
- 3- HIGHER DEGREE OF ACCURACY

FIGURE 23.

Radiosilver has been used to study cloud seeding, which had undergone extensive testing as a means of artificially producing rainfall. The experiments, conducted in Oklahoma, employed Ag 111 in proper combination with stable silver iodide for introduction into the atmosphere. The tagged AgI crystals were used to trace the concentration and distribution of such crystals in the atmosphere both vertically and horizontally and under specific atmospheric flow conditions. The precipitation believed to have been induced was analyzed. This more accurate method of measuring gave knowledge of AgI concentration and distribution in the atmosphere and in possible precipitation from seeded clouds.

Radioactive rubidium has been used on Hawaiian sugar plantations to study water

flow and distribution during irrigation. In several field tests water inflow measured by the rubidium technique agreed very closely with water measured by Parshall flumes. These tests are pointing out weaknesses in the present system of timing water flow and volume of water used. With fuller data, changes in irrigation methods can be scheduled to obtain a better distribution of water.

Cobalt 60 and Cesium 137 are being used also as sources of gamma rays for measuring soil moisture on Hawaiian sugar plantations. There are obvious advantages in having absolute moisture values continuously available without disturbing the soil. Readings can be taken at several steps across the main root system.

Cesium 137 is being used in a detailed study of the relation of soil water to photosynthesis. Experiments are being carried out with potted plants and the soil moisture is measured by the gamma-ray method. The tops of the plants are sealed in glass chambers so that the rate of uptake of carbon-dioxide from the air can be followed continuously. Exact time relations between plant wilting and photosynthesis are being sought.

Studies of efficient use of fertilizer also have provided information on moisture availability to plants. Tagged fertilizer placement studies indicate the time and depth at which supplemental irrigation is most required. Such irrigation is important in production of high-acre-value crops such as tobacco, even in areas of high annual rainfall.

Root Growth

To achieve higher yields from plants, a better understanding of root systems and their rate of growth is important. An insight into this important aspect of plant growth is gained during fertilizer uptake and soil fertility studies with radioisotopes.

For example, tracer studies show that corn plants which have extensive root systems during maximum growth cannot get a major share of the phosphorus from a surface application made at planting time. The roots are predominantly below the plow depth when the corn is maturing.

Therefore, radioisotopes show that the crop feeds largely on phosphorus already in the soil.

Other interesting points observed in tracing fertilizer include the comparatively shallow feeding of cotton plants and the heavy uptake of nutrients from immediately beneath the peanut plant during the first 7 weeks of growth. Research of this kind is leading to a better understanding of the volume of soil utilized by various crop plants. In the soils of the Southeast, which are naturally low in fertility, plants are usually expected to subsist on nutrients supplied in the top 6 inches, or plow depth. It may be possible to raise the ceiling on yields by providing a deeper zone of nutrients more in keeping with the needs of the plant. If heavy rooting could be induced in a number of crop plants to the depth of one additional foot, the bad effects of relatively brief droughts would be materially reduced.

In studies of root system growth radioactive phosphorus was placed in the ground at various depths and positions around the base of the plants. The appearance of radioactivity in a plant indicated that roots had reached the fertilizer and permitted making a detailed pattern of root growth as the plant grew. Information was obtained on how much each zone of the root system contributed to the phosphorus nutrition of the plant.

Radioisotopes will certainly play a prominent role in further fundamental research on rooting characteristics in relation to soil properties.

Photosynthesis

Photosynthesis is the process through which green plants make food out of air, water, and the radiant energy from the sun. It was not until 1940 that anything definite was shown about the role of water in the process. Oxygen was known to be evolved but its source was in considerable doubt. At that time, scientists in California, using water labeled with stable Oxygen 18, definitely established water as its source.

Scientists in England were successful in determining the next major stage in photosynthesis. It was found that if the leaves of a plant were ground up, and thereby the process

of photosynthesis as a whole destroyed in the plant, the individual bits of green coloring matter from the plant would still carry out the reaction of evolution of oxygen and transfer of hydrogen when placed in water and subjected to sunlight.

In 1946, when Carbon 14 became available in large quantities from Oak Ridge, researchers at a score or more universities began investigating the chemical reactions of carbon dioxide after hydrogen is transferred into the system. This work led eventually to the discovery of later steps in the process.

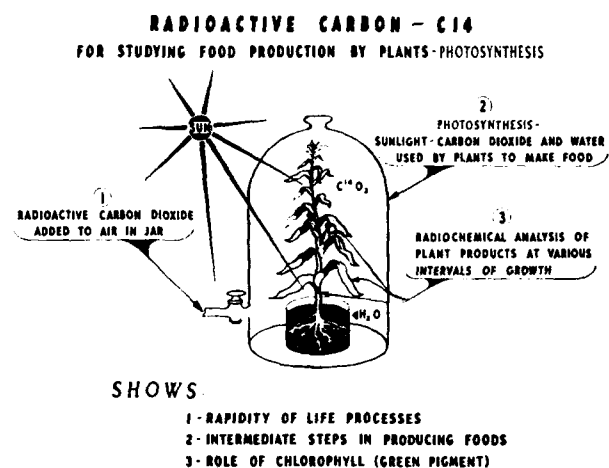


FIGURE 24.

As in many life processes, the steps in photosynthesis are very rapid; many compounds may be formed in a few seconds. Through the use of radioactive isotopes, as illustrated in Figure 24, these dynamic life processes were unraveled. The successful discovery of the intermediate steps in photosynthesis was reported to the American Association for the Advancement of Science at the close of 1954.

ANIMAL STUDIES

Tracer studies in animal nutrition and animal physiology are similar in many ways to those in plant physiology. They cover a wide variety of interest. The problems and approaches are, also, very similar to those involved in the extensive use of isotopes in the studies of human physiology and metabolism. As a matter of fact, animal studies must often serve as a basis for application to human beings. A major portion of the radioisotope applications in the

animal husbandry field have been concerned with metabolism studies in poultry, cattle, and sheep.

Micronutrients

Radioisotopes are uniquely valuable for studying mineral metabolism, especially the extremely minute quantities of certain essential elements called micronutrients. Perhaps the best known and most striking of such studies is concerned with cobalt metabolism in the ruminant. Cattle and sheep require between 0.04 and 0.07 parts per million of cobalt in their diet, whereas simple-stomached animals such as horses, hogs, and rabbits have much lower requirements. Chemical studies of such low concentrations are extremely difficult. However, the problem easily lends itself to the tracer technique, which also permits the investigator to follow the metabolic path of the element.

Vitamin B-12 is known to be essential in minute quantities. Since the vitamin B-12 molecule contains cobalt, it was suspected rather early that cobalt deficiency in cattle and sheep was actually a B-12 deficiency. By oral administration of radiocobalt it has been confirmed that vitamin B-12 is synthesized in the rumen of cows and sheep and that oral administration is the most effective way to provide cobalt to animals deficient in this mineral.

Prior to work with radiomolybdenum, it had been assumed that molybdenum was essential for plants but not for animals. In recent work in Tennessee, radiomolybdenum was given to dairy cows. One of the important body enzymes, with radioactive molybdenum incorporated into the molecule, was then isolated from milk, showing that molybdenum is a part of this important enzyme.

Recent research with Sulfur 35 has shown that the amino acids, cystine and methionine, are synthesized by sheep and cattle from radioactive inorganic sulfate administered orally. In a rather surprising development, it was shown that the chicken also could synthesize the amino acid, cystine, from inorganic sulfate. Since cystine can partially replace methionine in the diet, inorganic sulfate may be

considered an important and cheap nutritional mineral even for nonruminants.

Radioactive sulfur is being used in Wyoming to study selenium poisoning, an extremely important problem since many areas in western states are unused because of high selenium content in the soil. Selenium is taken up by plants and, when consumed by animals, has many toxic effects. Sulfur metabolism was shown to be affected by the ingestion of selenium. The latter is believed to interchange with sulfur in important amino acids, thus making them unavailable to the body. Through such studies a better insight is being gained on the mode of action of selenium.

Other studies include the use of radiophosphorus to investigate the metabolic relation of phosphorus with iron, cobalt, copper, and molybdenum in larger animals. Mineral metabolism in animals such as rabbits, chickens, swine, and cattle has been studied with the following radioisotopes: Cesium 134, Phosphorus 32, Sulfur 35, Calcium 45, Iron 55, Cobalt 60, Copper 64, Zinc 65, Strontium 89, Molybdenum 99, Iodine 131, and Tantalum 182.

Use of Organic Metabolites

Radioisotopes have found such extensive use in investigating organic and biochemical processes in animals, as shown by the large number of papers listed in Appendix V, that only a few of the noteworthy applications will be briefly discussed.

In several Southern states many better breeds of cattle do not thrive well because they are unable to adapt to high temperature and humidity. Several groups have conducted experiments in which animals with high heat tolerance, such as the Sindhi and Brahman, are crossed with other breeds in an attempt to develop animals with both heat resistance and high productivity. Prior to the use of radioisotopes, it was difficult to evaluate the ability of an animal to withstand high environmental temperatures. The more heat-resistant animals are believed to adapt themselves to high temperatures, at least in part, by a depression in activity of the thyroid gland.


Scientists in Missouri have injected radioactive iodine into animals exposed to various

temperatures and then measured the uptake of iodine by the thyroid with a counter. These studies are leading to a better understanding of thyroid depression and heat resistance, and are helping to identify animals with more than average heat resistance. The selected animals are used in breeding more heat-resistant cattle. Efforts are also being made to use similar techniques for prediction of performance potential in the young animal.

In the above section on micronutrients, the synthesis of amino acids from tagged inorganic sulfate was discussed. These same observations suggested that only the growing feathers of chickens take up methionine and cystine and that there is no exchange of these amino acids in the feathers with those in the body. The work also demonstrated that growth takes place only from the base of the feather. The growth of wool and the growth of feathers have much in common, so that radioactive sulfur also offers excellent opportunities for the study of wool growth and the effect of nutrition upon the growth of wool fiber.

By injecting cows with substances containing radioactive carbon and then measuring the radioactivity of expired carbon dioxide and various milk substances, investigators can establish the rate at which organic metabolites are broken down within the body and the extent to which the carbon in them contributes to formation of milk substances. The sensitivity of Carbon 14 as a tracer is illustrated in Figure 25.

Tracing with Radioisotopes USING CARBON—14



1 MILLIGRAM OF C 14 EMITS 200,000,000 RADIOACTIVE SIGNALS/SEC.

.. 1 mg C14 IN A DRUG, VITAMIN OR HORMONE INJECTED INTO
A 1000 POUND COW—CAN STILL BE MEASURED IN
10 mg AMOUNTS OF BLOOD, MILK OR TISSUE.

FIGURE 25.

Physiological Availability of Diet Additives

Radioactive tracers are used in a wide variety of ways to study the physiological availability of diet additives. Prior to the advent of radioisotopes for following complicated body processes, very little information on this important aspect of animal nutrition was known.

Conventional food balance studies give information only on intake and loss of nutrients from the body. Although excreta from animals contain materials that have not been absorbed, they also contain material which have been absorbed from the alimentary tract and subsequently excreted. This fact long interfered with estimation of the true digestion coefficient for feed materials, until the introduction of radioisotopes permitted identification of the source of excreted elements. Such uncertainty about mineral absorption is in contrast to organic nutrients, since the digestibility of these can usually be measured with accuracy by analysis of feed and feces. When organic nutrients are absorbed into the body from the digestive tract, they are broken down and not reexcreted intact into the gut. Tennessee and California scientists have succeeded in making definite separations of endogenous (body) and exogenous (feed) calcium and phosphorus in the feces. Similar studies have been extended to the egg, the fetus, and milk, making possible a clearer understanding of the relative contribution of the feed and body to each of these. This type of study is leading to a clearer understanding of the important processes of nutrition.

It has been long thought that the digestibility of the phosphorus of alfalfa hay for lambs was low, about 20 percent. This supposition is contradicted by recent studies made in California. The radioisotope tracer technique showed the true figure to be about 90 percent. Thus, alfalfa was proved an excellent source of phosphorus for the feeding of ruminants.

These procedures have emphasized the dynamic equilibrium of all elements within the animal body, and have made possible a new approach to determining body requirements of farm animals based on true digestibility of feed nutrients.

Biochemistry of Body Processes

For investigating the biochemistry of body processes, radioisotopes provide tools with practically unlimited possibilities. The work accomplished in this field on both laboratory and experimental animals is quite extensive, as indicated by Appendix V. (See secs. J and K.)

A great deal of research has been carried out with the dairy cow because of its importance as a provider of food. Much of this research has been done with the object of evaluating feed in relation to milk formation.

In the rumen of the cow, carbohydrates in the form of both starch and cellulose as well as proteins are acted upon by microorganisms and are broken down into small molecules. Radioisotopes show the principal end products to be acetic acid, propionic acid, and butyric acid. These are absorbed in the body for metabolic processes. Acetic acid is built into the body fats and other substances, used for energy, and converted into milk fats. Propionic acid is converted into liver glycogen, and butyric acid appears to be converted primarily into beta-hydroxybutyric acid. Knowl-

edge of such processes is extremely important in improving milk production.

When acetic, propionic, and butyric acids containing radioactive carbon were injected into cows, it was noted that 17 percent of the radioactivity from the acetic acid, 11 percent from propionic acid, and 6 percent from butyric acid appeared in the milk, thus giving their efficiency of transformation into milk. When glucose containing radioactive carbon was injected into the cow, 56 percent of the radioactive carbon appeared in the milk. By analyzing the milk and studying the amount of activity found in each milk component it was shown which milk substances arise from acetic acid, propionic acid, glucose, and butyric acid. Such studies also suggest pathways by which biochemical transformations take place.

In a similar study, illustrated in Figure 26, radioactive glucose pumped through an udder by an artificial heart-lung apparatus has shown that all of the activity goes into milk sugar and practically none to other milk components. These studies show that glucose, when injected into the cow, is converted into substances such as fat and protein, which then are carried to the udder by blood and converted into milk




FIGURE 26.

components. A considerable amount of the glucose also passes directly to the udder and is converted into milk sugar. By the use of an artificial cow and radioactive glucose it has been possible to show that the udder itself utilizes glucose for milk sugar production only.

Information on milk forming reactions is showing the way to improved milk production in individual animals, the choice of economic feeds, better management practices, and choice of better stock for breeding.

Animal Diseases

Economic considerations often operate against using domestic animals to study diseases which affect them. Large domestic animals must be given sizeable quantities of radioisotopes for investigational purposes, and their use creates special radiological safety problems. Results of work with small animals, such as rats, often can be extrapolated to larger animals.

However, certain specific problems must be investigated in the particular animal of interest. In many such studies, radioisotopes provide the best or perhaps the only approach to the problem. The following examples illustrate some of the applications.

In Maryland, radioisotopes have been used in work on ketosis in dairy cattle. Ketosis is caused by a hormonal deficiency that brings on a breakdown in the body's system of normal checks and balances. It has been shown that the hormone ACTH can be effective in its treatment. In other studies on bloat in sheep and cattle, a condition that results in losses amounting to millions of dollars, the use of radioisotopes is being planned as the most direct and profitable approach to a solution.

Strontium 90 beta-ray applicators have been used for treating infections of the eyes and skin in farm animals. Valuable breeding bulls with eye cancer have had their usefulness prolonged.

Chromium 51 and Phosphorus 32 have been used in labeling the virus which causes erythrogranuloblastic leucosis of fowls, and also a low-virulent strain of Newcastle disease virus of fowls. Cases of neural lymphomatosis and visceral lymphomatosis in fowls have been treated with Phosphorus 32.

Radiation Effects, Reproduction, and Genetics

Radioisotopes have been used extensively in specialized studies of experimentally produced radiation sickness in animals. Perhaps the most noteworthy are the studies of response of farm animals to radiation in which normal animals were subjected to lethal and sublethal amounts of radiation from Cobalt 60. Such studies have provided vital information on survival rates, physiology and pathology of irradiation, ability to perform work, and food potential of various farm animals in case of atomic disaster.

In other studies, uptake and retention of fission products in farm animals has provided useful information on the extent of radiation damage caused by these materials.

Radioisotopes are used in investigating important problems of placental transfer and deposition of elements in the developing fetus. These studies were performed on cattle because their body size allows more detailed study of skeletal deposition and placental permeability.

The principles of genetics are believed to be universal from bacteria to man. Extensive studies of the genetic effect of radiation are being made with laboratory animals such as mice. Information gained in these studies will provide data necessary for an attempt to produce beneficial mutations in animals. Animal scientists hope that such mutations will result in increased economy in nutrition and in resistance to disease. Poultry raisers are using radiation in an attempt to produce genetic changes leading to increased egg production.

INSECT STUDIES

The number of species of insects and related arthropods are known to approach one million. The destructive and beneficial activities of these small creatures often determine the economic and social level of man's existence. Destruction of crops by the corn borer and several species of grasshoppers is an annual problem. Mosquitoes, house flies, and other insects spread both human and animal disease.

In the United States alone, it has been estimated that insects cause damage of over 3 billion dollars annually. Methods of controlling destructive insects generally depend on knowledge of the life history of the pest, to find a susceptible stage in the life cycle of the insect which can be attacked with an appropriate control method. Radioisotopes are helping in the search for better methods of controlling these destructive insects.

Despite the destruction and annoyance caused by most insects, many are useful. The perpetuation of many plants results through fertilization by insects. In addition to the honey bee, the silkworm, and lac insects, useful insects include predators and parasites which affect the balance of nature in a usually unnoticed fashion. Insects are useful also as experimental animals because of their small size, low cost of rearing and maintenance, and high rate of reproduction.

Sterilization

Scientists have utilized gamma rays from radioisotopes to interfere with the reproduction cycles of certain insects. The method is based on sterilizing large populations of male insects and releasing them with the knowledge that the female mates only once a year and with a single male. The resulting eggs will not hatch, thereby reducing the population in the next generation. U. S. Department of Agriculture scientists, working with Dutch authorities on the Caribbean island of Curacao, have been able by such methods to nearly eliminate screw worm flies, whose maggots attack livestock. Similar action in the United States has proved very effective. Losses to United States cattlemen from this pest are reported to total 25 to 35 million dollars per year.

The sterilization technique is useful only for the control of insects with suitable mating habits, and cannot be applied to a number of insect species.

In another type of study, scientists are devising ways for combatting the pink bollworm, which in 1953 accounted for a \$261,000,000 loss to the United States cotton crop. Equipment utilizing radioisotopes as sources of

radiation is being developed to kill the pink bollworm in cotton seed when it is removed from the fiber at the cotton gin. Ordinarily part of such seed is used by growers for planting the following year's crop. Thus, if the pink bollworm, which thrives in both the seed and the plant, is carted back to the field for planting it can continue its damage to a new crop. Sources for such radiation units may be obtained from waste fission product materials.

Insecticides

The use of radioactive insecticides has been a rewarding approach to the study of absorption and distribution of the toxicants in insecticides, particularly the ones that are systemically taken into plants. Information is obtained on extent of coverage during application, duration, systemic action within the plant, uptake by the insect, physiology within the insect, and other factors. Carbon 14 in various organic compounds has been most widely used in such studies. Iodine 131, Sulfur 35, and other radioactive isotopes have been used to a lesser extent.

Comparing the amount of insecticide absorbed by resistant and nonresistant strains of insects has helped to explain causes of resistance. Tracer studies in Oregon showed that a particular type of mosquito larva with acquired resistance absorbed over six times as much DDT as the same variety with no acquired resistance. Mortality of resistant larvae was 74 percent and of nonresistant larvae was 94 percent.

Some of the most important insecticides are also toxic to mammals. Sulfur 35-labeled parathion has been used to study the toxicity of this insecticide in rabbits. Phosphorus 32 has been used in the study of parathion in cows and milking goats.

In Iowa, work has been done on measurement of wireworm reactions to soil insecticides by tagging the insects with radioactive cobalt. The technique has several unique and important applications to the study of soil-infesting insect pests, and perhaps to other destructive insects such as stored grain pests which cannot otherwise be traced in their movements without disturbing them.

Migration and Hibernation

The use of radioactive isotopes to tag insects for flight-range measurements has been most helpful in the study of their habits of migration and hibernation. Phosphorus 32 and Strontium 89 are the radioisotopes most frequently used. Study of the ratio of tagged to untagged recaptured mosquitoes gives valuable clues to the productivity of breeding areas, and thereby aids in control activities.

Flies play an important part in the dissemination of dysentery and typhoid, and possibly poliomyelitis. Information of fly movements is essential, therefore, in planning field control operations. Fluorescent dyes, colored dusts, and chemical agents producing color reactions have been used in marking adult flies for dispersion studies. Certain mutant strains have been employed in special cases. These methods require the inspection of individual insects. The radioactive tracer technique has proved to be a far more versatile, quick, and accurate method for conducting these studies.

Such studies established that the major portion of house fly dispersion in a community falls within 1 mile of the release point, although movement can and does occur up to distances of 2 to 7 miles.

Radioisotope tracer studies also showed that blow flies disperse more rapidly and to greater distances than the house fly. Since blow flies

frequent both disease sources and human foods and are a proven carrier of disease, their extended dispersal range increases their potential health hazard.

Cockroaches sprayed with radiophosphorus have demonstrated how the species can invade homes, even passing through water traps in the plumbing. Sewer cockroaches were used in one such experiment. The results showed that the insects, which are potential disease carriers, migrate as much as 200 feet when they become overcrowded or when forced out of their colonies by backed-up sewage.

Bee Culture

In bee culture studies in Wyoming, radioisotopes are being used to follow the spread of honey bee diseases by carriers between colonies. Phosphorus 32 was fed in sugar syrup to a colony of honey bees located in the middle of a row of colonies in an apiary. The drifting of bees from the marked colony to another colony was observed in relation to the spread of one of the brood diseases of bees, known as foulbrood. The drifting of tagged bees from the colony that had consumed some of the radioactive sugar syrup was easily followed by using a geiger survey instrument in examining the other colonies. Radioactive phosphorus is also being used in Louisiana to follow the feeding habits of bees.

Physical and Chemical Research

It was through the efforts of physicists and chemists that isotopes were discovered and ultimately produced in useful quantities. These scientists soon found isotopes to be very important tools in many of their fundamental research problems. As tracers for physical and chemical processes involving individual atoms and molecules, isotopes have no equal.

Isotopes represent one of the great extensions in man's ability to "see" and to "sort." At first, things could be seen only with unaided eyes and sorted out only with hands. Next, magnifying glasses and small tweezers were

Later, the microscope was invented to finer details and chemical and physical processes were developed to sort out various elements, compounds, and forms of life. As an "atomic" microscope, isotopes now take man another great stride forward in perception.

Both radioactive and stable isotopes are widely used in physics and chemistry. The statistical data on shipments of the two kinds, given in tables 1 and 4 of Appendix III, do not adequately reflect the importance of stable isotopes. Unlike the radioactive ones, which must be used while still "hot" and, in most instances, be replaced each time they are used, the stable variety do not change with time. Once obtained, they can be used over and over, as long as they are not too diluted with other isotopes of their chemical element during the experimental procedures.

PHYSICS

Nuclear physicists, in particular, have benefited by ready availability of a large variety of stable and radioactive isotopes. Even though particle accelerators and neutron sources allow the physicist to produce his own radioisotopes, a handy catalog of ready-made ones is extremely valuable. As byproducts of nuclear reactor operation they are available in quantities far larger than could be produced in a cyclotron.

Concentrated stable isotopes have been even more useful in nuclear research than the radio-

active species. They are particularly useful as "purified" nuclear species with which to perform nuclear reactions, and to determine spin, magnetic moment, and other nuclear properties of interest to the physicist.

Stable isotopes have been of great help in the discovery and identification of new radioisotopes. Radioisotopes are discovered by finding a new half-life and energy of radiation and then obtaining conclusive evidence that the radiation comes from a particular isotope of a particular element. In most cases, a stable atomic nucleus hit by a nuclear particle is converted to a radioisotope of either the same element or one of its very near neighbors on the Periodic Chart. Chemical analysis of the target material then reveals which element is radioactive, but not which isotope of that element. However, if the physicist uses a single or concentrated isotope to start with, he can usually determine which isotope was formed from it.

The bombarding particle most often used in cyclotron reactions is the stable deuteron, the nucleus of double-weight hydrogen, or deuterium. It is obtainable, through the isotopes distribution program, as a gas or as heavy water, deuterium oxide. The radioactive nucleus of triple-weight hydrogen, or tritium, is also obtainable and used as a bombarding particle. Alpha particles are obtained as the nuclei of helium atoms, while Helium 3 particles are obtained from the decay of tritium.

Concentrated stable isotopes are frequently used as target material for the production of relatively pure radioisotopes in a nuclear reactor. Neutron irradiation of natural iron, for example, produces about equal activities of Iron 55 and Iron 59. Either of these can be obtained almost free of the other by irradiating iron enriched in Iron 54 or Iron 58, respectively.

Peculiar characteristics are found among the hundreds of stable isotopes and some of these have proved particularly valuable in pure form. Boron 10, for example, has an especially high probability of capturing a slow neutron. When capture occurs, B-10 converts into an alpha

particle and a lithium nucleus, both with high velocity. This special property makes B-10 useful for measuring or counting neutrons. Slow neutrons usually pass through a geiger counter without being counted, but a coating of Boron 10 in the counter absorbs a large proportion of them. The resulting particles from the B-10 trip the counter.

Concentrated stable isotopes have also proved useful in fundamental studies of the energy states, or levels, of atoms and molecules. These particles, when excited, emit visible light, infrared and ultraviolet light, microwaves, or X-rays. All are the same kind of radiation, but differ in energy range. These radiations are the energy released when the energy content of an atom or molecule shifts to a lower, more stable level. The spectroscopist can determine the energy states from the emitted spectrum.

Formerly, much of this work was indefinite because the weight of an atom affects its internal energy to a small extent and quite decidedly affects its vibrational energy in a molecule. In ordinary mercury, for example, seven different weights of atoms are always present and give slightly different spectra which blur together. By using mercury in which the isotope Hg-202 has been electromagnetically enriched from its natural relative abundance of 30 percent to 98 percent or better, the results become overwhelmingly those from one kind of atom and are quite definite.

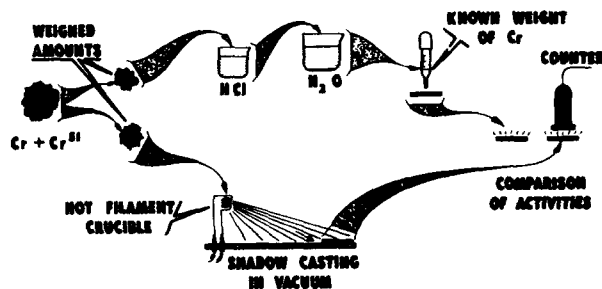
The wavelength of the red line in the spectrum of cadmium was long ago set as the international standard of length. Although quite precise for most purposes, this standard suffers in being a combination of slightly different lines from the cadmium isotopes. Therefore, for still greater precision in laboratory wavelength comparisons, separated isotopes such as Cadmium 114, Copper 63, and Mercury 198 and 202 are used as spectrographic sources. Because mercury is so easily used in a light source, its enriched form as a practically pure isotope has been under consideration for possible replacement of cadmium as a primary standard.

Electromagnetically separated isotopes have been frequently used in search for natural radioactivity among the supposedly stable isotopes. When natural beta radiation from indi-

um was confirmed, for example, a sample enriched at Oak Ridge to 99.92 percent Indium 115 was found to have more activity than normal indium, thus definitely pointing to Indium 115 as the radioactive isotope.

The physicist, also, sometimes employs radioisotopes as tracer atoms. Thicknesses down to a trillionth of an inch are measured in a method for calibrating the shadow-casting technique. Specimens to be viewed in an electron microscope are frequently sprayed at an angle with chromium or other heavy metal atoms so that "shadows" are formed which reveal varying depths of the surface. Atoms are evaporated in vacuum from a heated metal, as indicated in Figure 27. The resulting film must be thick

DETERMINATION OF DEPOSIT THICKNESS IN VACUUM-CAST FILMS



- . MEASURES TO TRILLIONTH OF AN INCH
- . CALIBRATES DISTRIBUTION FROM CRUCIBLE

FIGURE 27.

enough to produce good shadows but not so thick as to blur details of the specimen. Thickness of film laid down in a given time at a particular place is determined by a test run with radioactive metal. A standard area of this film is measured for radioactivity with a counter. Solutions containing known weights of the same labeled starting material are dried on identical areas and are counted. Comparison of activities then gives the weight of film, for conversion to film thickness.

GENERAL CHEMISTRY

The chemist plays a universal role in technical endeavor. His investigations into fundamental chemical phenomena such as those discussed here form the basis for further progress in such diverse fields as medicine, biology, agri-

culture, and industry. The cause and cure of disease, the action of drugs, the mode of action of fertilizer and insecticides, the study of cell biochemistry, and a host of industrial processes, all require fundamental knowledge provided by the chemist.

Chemistry not only serves as the basis for a number of the unique techniques associated with the tracer method but also as the means by which tracer products are separated and identified. Indeed, the isotope tracer method depends very largely on chemistry.

The isotope tracer technique derives its power from its great sensitivity and specificity. Sensitivity is primarily concerned with the detection and measurement of radioactivity and hence is not the primary responsibility of the chemist. Specificity, on the other hand, depends on careful separation and identification procedures, which are chemical techniques. Further, the final radioactivity measurements in a tracer experiment are only as significant as the preciseness of the techniques used to separate and identify the samples.

The chemist has had to devise new methods and adapt others to meet these strict separation and identification prerequisites. Those most frequently used include ion exchange, chromatographic, and isotope derivative techniques. A brief discussion of these techniques will illustrate their versatility.

Separation of ionized substances by ion exchange is probably the most adaptable method at very low concentrations. Ion exchangers are substances which are insoluble in solvents and aqueous solutions usually employed in the laboratory, but which ionize in certain solvents. Under proper chemical conditions, the "charged" exchanger is extremely selective in reacting with ionized substances in solution. After being selectively absorbed, the separated substance (isotope) may be removed from the ion exchanger. This is one of the few methods of separation which operates more efficiently when substances are present at very low concentrations than when they are present in appreciable amounts.

Paper chromatography has proved a particularly useful technique since it permits separation and identification to be made in the same operation. Movement of a solvent along

a strip of paper causes certain molecules to move with it, usually at a slower rate. Different compounds (molecules) move at different rates, thus permitting separation of mixtures of compounds in the chromatogram. Identification of the separated compounds may then be made by comparison with known chromatograms or by a combination of radiochemical and microchemical techniques. Two-dimensional paper chromatography has been introduced into isotope work and offers the advantage of a second order of separation. After one solvent has caused the products of an unknown mixture to move along one dimension of the paper, the chromatogram is rotated 90 degrees and a second solvent is added so that the partially separated products move in a second path at a right angle to the path of the original separation. Autoradiography has been found to be a helpful adjunct to paper chromatography.

The isotope derivative method, like paper chromatography, finds widest application in biological tracer studies. Briefly, it is a method for determining organic compounds from their isotopically labeled derivatives. To a mixture containing the compounds to be analyzed is added an isotopically labeled reagent under such conditions that the compound in question is converted into a derivative of the reagent. The isotope derivative method becomes quantitative (1) when quantitative yields are obtained of the isotopic derivatives during the reaction with the isotopic reagent as well as in subsequent isolations or (2) when a known amount of the compound being determined is labeled with a second isotope and introduced into the mixture. The recovery of the second isotope in any pure isolated sample of the isotopic derivative may be used to correct both the lack of quantitative yield and recovery obtained with the derivative of the original isotopic mixture.

For example, to determine glutamic acid in an amino acid mixture, one reacts the mixture with a certain radioiodine-labeled reagent, adds a known amount of very pure radiosulfur-labeled glutamic acid, and then separates the amino acids by chromatography. If the ratio of counts of radioiodine to radiosulfur is determined in successive small strips over the glutamic acid band, one can identify with

certainty and measure the amount of glutamic acid in the original mixture.

Throughout the course of all tracer experiments the isotope user must be continually aware of pitfalls. Potential pitfalls lie in each of the seven criteria of tracer methodology, namely: radiochemical purity, single chemical state, exchange error, degree to which the tagged molecule remains intact, isotope effect, chemical effects, and radiation effects. It is primarily the responsibility of the chemist to see that such pitfalls do not invalidate the results of tracer experiments.

PHYSICAL CHEMISTRY

Atom Exchange

Exchange of like atoms, between two different chemical species in solution, occurs spontaneously and can be detected and measured only with isotopic tracers. It occurs, for example, in a solution containing two types of complex cyanide molecules, each having an iron atom. The iron atoms exchange position between the dissimilar molecules, while the number of molecules in each species remains unchanged.

After labeling one species with radioiron and allowing exchange to occur with the other species over a definite period of time, the two are chemically separated and the radioactivity is measured in the second species. Such observations on the rate of exchange can shed much light upon the strengths of various chemical bonds. Strong bonds would prevent substantial exchange.

Aging of Precipitates

Alteration of chemical precipitates with time has also been studied with radioactive tracers. When a solid is precipitated from solution there are always a definite number of molecules which remain dissolved, depending on the solubility of the precipitate. A newly formed precipitate differs in character from an "aged" precipitate and the solubility often varies with aging. Tracer studies have clearly demonstrated what was long suspected, namely, that the precipitate spontaneously redissolves and reprecipitates (recrystallizes) to form a new

and more stable surface during aging. The use of radioisotopes to measure quantitatively the very small solubilities of many solids has proved valuable to analytical chemistry.

Surface Reactions

Surface phenomena involve special and complex mechanisms for which radioisotopes frequently provide the chemist his only method of study. Even as seemingly simple an action as corrosion is quite complex and much effort is being made to gain a better understanding of it. The "passivity" or inertness to corrosion which is induced in iron by treatment with chromate was studied, using Chromium 51-labeled chromate. An autoradiograph of the surface showed concentrations of the chromium at areas where early corrosion had been arrested. Various theories have been proposed to explain passivity and results of this test were useful in supporting one of the theories.

Radioisotopes are useful in studies of surface reactions frequently encountered in industrial processes. In studying reactions involving surfaces of solids, powders, or colloids, determination of the surface area is frequently important. No ordinary measuring technique reveals the surface of a powder but many methods have been devised for estimating these areas. The method using radioisotopes is generally in agreement with others and is usually faster and more convenient. It involves selective transfer (adsorption) of radioactive atoms from a solution onto the surface and determination of the area from the number of atoms on the surface.

Water flotation of mineral ores for separations in the mining industry is based on the adsorption of certain organic chemicals on the mineral particle surfaces. Since the chemicals coat one type of particle better than another, it is possible to make one kind float in a froth so that it can be skimmed off while the other sinks. By using a radioactively tagged chemical and a counter, it is possible to determine the conditions for and extent of adsorption on any particular mineral. The use of dodecyl amine for the flotation of quartz was studied in this way by using C-14-labeled amine. Economically important results were obtained on the fraction of surface which had to be covered to achieve

flotation and the grams per ton which gave optimum results.

Surface reactions are of great importance to the manufacturer and user of detergents and of laundry equipment. Adsorption on cloth fibers of both the soiling substances and minerals in hard water must be combatted by chemical action of the detergent. Many tracer techniques with radioisotopes have been devised for evaluating the efficiency of cleaning agents. In a typical test, swatches of cotton cloth were cleaned with various detergents in wash and rinse waters containing calcium bicarbonate labeled with radiocalcium. Little or no radioactivity remaining on the washed cloth indicated high efficiency in removing calcium ions absorbed on the surface.

The soiling substance also is frequently made radioactive for testing the efficiency of detergents or washing equipment and techniques. Fats, proteins, carbon, and clays have been labeled for this purpose. Automatic washing machines are routinely tested in this way by some firms.

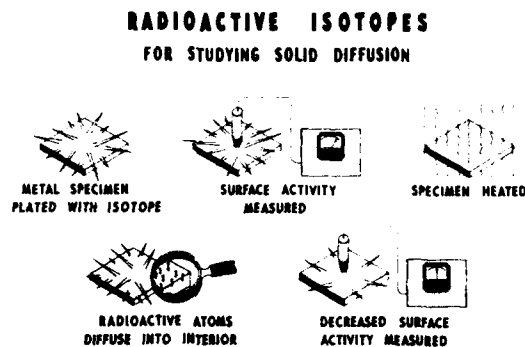
Many important chemical reactions can only be made to proceed on a commercial scale by means of catalysts. Adsorption, reactions, and exchange on the catalyst surface are important factors in surface reactions. Information regarding these factors can be obtained with tracer isotopes and may be of vital importance to an industry. A tracer study of the Fischer-Tropsch synthesis of gasoline and other important hydrocarbons from hydrogen and carbon monoxide is an example of such work.

Diffusion

Isotopic tracers are particularly useful for identifying and following particular atoms or molecules in a chemical or physical system. In studies of gaseous, liquid, or solid self-diffusion there is virtually no other way to distinguish the diffusing atoms or molecules from chemically identical neighbors in the surrounding material. Such studies are not only of fundamental value in the understanding of molecular dynamics but are of potential use in many metallurgical and chemical processes.

A tracer study of solid metal self-diffusion, as affected by temperature, is illustrated in

Figure 28. In the procedure, a thin layer of radioactive copper atoms is deposited on a copper block. The surface radioactivity is then found to decrease as surface atoms migrate into the block and the radioactive atoms among them are replaced by inactive ones. Self-diffusion in gases and liquids is usually studied by introducing the tracer at the end of a long, thin tube containing the material and measuring the radioactivity along the tube.



ADVANTAGES:

- 1 - GIVES ACCURATE MEASURE OF RATE AND AMOUNT OF DIFFUSION
- 2 - QUICKER AND MORE RELIABLE THAN OTHER METHODS
- 3 - ONLY METHOD SPECIFIC ENOUGH TO MEASURE SELF-DIFFUSION

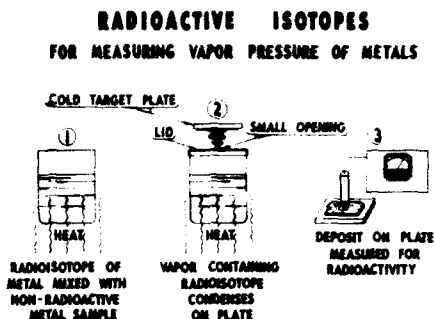
FIGURE 28.

Diffusion between dissimilar materials can be investigated in the same way. Such studies are particularly valuable in the case of metal alloys, where the strength and other characteristics depend on the distribution of the unlike atoms.

Vapor Pressure

The superior sensitivity of radioisotope measurement as an analytical method is shown in a method for measuring vapor pressure over solid or liquid metals. With metals of high melting point, it takes hours or days to collect enough condensed vapor to allow accurate weighing. By adding a radioactive tracer to the metal, as indicated in Figure 29, the determination may be made in a few minutes.

In a typical study, Silver 110 is added to melted silver. The vapor from the hot metal is allowed to stream through a pinhole in the crucible lid and condense on a cold metal disk. The activity collected in a certain time is measured with a geiger counter, and from it the amount of evaporated metal and the vapor pressure are calculated.

**ADVANTAGES:**

- 1- METHOD MORE ACCURATE THAN CHEMICAL OR PHYSICAL METHODS
- 2- EXPERIMENTAL TECHNIQUES NOT DIFFICULT OR TEDIOUS

FIGURE 29.

Thermodynamic Properties

The great sensitivity obtainable in radioisotope tracing allows the chemist to use extremely small quantities of material when he finds this desirable. The thermodynamic properties of solutions, for example, are usually extrapolated to their values at "infinite dilution" since they change significantly with concentration. The researcher can verify or study thermodynamic behavior in a quantitative manner at extreme dilutions by using radioactive solutes.

Activation of Chemical Reactions

Radioisotopes are not only valuable in studying chemical reactions but also in causing them. Radiation is able to cause chemical changes by producing ionized molecules or free radicals (detached parts of molecules) which react in turn to form new molecules and, hence, new chemicals. Production of new or better products with radiation has great economic significance, and industrial potentialities are discussed in the section on Industrial Uses.

Chemical reactions best suited to activation by nuclear radiation are those which are "triggered" by penetrating particles, rather than those depending upon radiation energy to carry on the reaction. Chemical processes based on this type of action can be classed as polymerization, cross linking, halogenation, and oxidation.

Polymerization refers to chemical reactions in which many molecules are joined in a long chain as one large molecule called a polymer.

Many important materials such as plastics and synthetic rubbers are produced in this way, entirely by chemical means. Rupturing of bonds to form new points of attachment for additions to the chains can also be effected by nuclear radiations. New materials may be produced in this way that are not possible or practical with present means. Reactions which have been studied include the formation of polymers of acrylates, styrene, and acrylonitrile.

The initiation of cross-linking of long-chain polymers is an effect of radiation receiving much attention in research. Molecules of a thermoplastic material such as polyethylene have many carbon-hydrogen bonds which can be broken by radiation. A single high-energy particle can produce this effect in thousands of molecules. The open bonds then join permanently to those of adjoining chains. Cross-linking prevents easy sliding of the molecules and thus changes the melting point, solubility, strength, and other characteristics of the material. Polyethylene, for example, melts to a thick liquid at about 70° C but retains its shape to 190° C after cross-linking.

Halogenation reactions, in which chlorine, iodine, and other halogens are joined to other chemicals to produce new compounds, are often extremely slow but can be greatly speeded up under ultraviolet light. The triggering energy can also be supplied by nuclear radiation. Oxidation reactions, also, make up a large group of chemical processes. Modern chemical theory assumes that in many oxidation reactions there is a chain reaction of free radicals in the presence of oxygen. Radiation is effective in producing free radicals as well as ions and may lead to easy oxidation of materials ordinarily difficult to oxidize by other means.

ORGANIC CHEMISTRY

The chemistry of carbon compounds, as this branch of science is usually described, has benefited greatly from the isotope-labeled organic compounds now available. The older literature in this field proposed many different mechanisms and theories for a single chemical reaction. With no way to trace individual carbon atoms, investigators were at a loss to resolve

the differences between various proposed mechanisms and theories. Carbon 14 has provided the key to understanding. Hundreds of compounds have been labeled with this isotope alone.

The Crossed Cannizzaro reaction, for example, has been known for nearly 100 years. It involves a reaction between an aromatic aldehyde and formaldehyde. The formaldehyde is oxidized to formic acid and the aromatic aldehyde is reduced to a carbinol. To prepare a carbinol isotopically labeled in the carbinol carbon atom, one might consider starting with the corresponding aromatic aldehyde labeled with C-14 and performing a Crossed Cannizzaro reaction with formaldehyde. An effort to do this came to nought, however, because all the radioactivity appeared in the formic acid, leaving a nonradioactive carbinol. Apparently, the formaldehyde carbon traded places with the C-14 labeled aldehyde group. Without the use of the radioisotope label, this mechanism would not have been discovered.

In studying chemical reactions, once the mechanism is known, the next stage is to determine the kinetics of the reaction. Prior to the use of isotopically labeled compounds it was not possible to study the kinetics of a reaction under equilibrium conditions. Data on the progress of a reaction had to be obtained by chemical analysis, requiring that a reaction proceed a substantial degree in one direction so that changes in concentration of reactants and products were great enough to be measured. Reaction rates so far from equilibrium, however, may not be the same at equilibrium. Isotopically labeled reactants allow kinetic studies under equilibrium conditions and provide the kineticist with an extremely sensitive means of measuring rates and determining the reversibility of a reaction step.

The Menschutkin reaction provides an illustration of the latter point. It involves the formation of a quaternary salt from an alkyl halide and a tertiary amine. A steric orientation in the collision of the reactant molecules was thought by many to be necessary to permit the formation of an activated intermediate complex which could then dissociate to form the products. Other workers postulated the *reversible* formation of an activated intermediate complex, that

is, one which could disassociate to form either the original reactants or, under favorable circumstances, the products. To investigate this problem, a Menschutkin reaction was performed with an isotopically labeled alkyl halide. When the reaction was only partially complete, the other reactant, the tertiary amine, was assayed for radioactivity. None of the isotopically labeled alkyl groups appeared in it. If a reversible intermediate had been formed, however, in which the alkyl groups were spatially equivalent, labeled alkyl groups would have been found in the unreacted tertiary amine. This indicated either that the intermediate complex does not reform the reactants to an appreciable extent or that the alkyl groups are not spatially equivalent. Thus, through the use of radioisotopes, evidence was obtained which indicated that a reaction which was thought to be reversible actually proceeded only in one direction.

Although radioisotopes are extremely valuable in kinetics, their use interposes an additional factor, the isotope effect, in rate studies. This additional complication can be turned to advantage, however. Two factors are involved in changes in reaction rate resulting from isotopic substitution. One is the lower frequency of rupture of the critical bonds in the activated intermediate complex containing the heavier isotope. The other is the higher activation energy for dissociation of the heavier molecule. In hydrolysis of an ester, for example, substituting C-14 for C-12 in the carbonyl carbon caused the molecule to react somewhat more slowly. This indicated that the rate-determining step involved breaking a bond to the isotopic label.

The rate-determining step in the decarboxylation of an aliphatic acid could not be identified from available kinetic data. A study employing isotopic carbon, however, revealed a reaction rate difference due to the isotope effect, thus leading to the conclusion that the step in question was the breaking of a carbon-carbon bond.

Perhaps the most striking example of the chemist's important role can be found in his contributions to unraveling the complicated process of photosynthesis. Here we have one of the most complex of natural phenomena, where starting with carbon dioxide, water, and the

energy of the sun, plants synthesize the complicated compounds upon which human life depends. The chemist, with his knowledge and techniques, spearheaded research in this field. With his tracer methods he determined the different compounds which are produced, by isotope dilution analysis he measured the amounts

of each, through mechanism studies he followed the synthetic pathways in the plant, and via kinetic studies he determined the reaction rates and the nature of the bonds involved in the various reactions. There was no phase of this problem which did not call upon the chemist's talent.

Industrial Uses

As the atomic energy program entered the year 1950 there were approximately 100 industrial firms exploring the uses of radioisotopes as new industrial tools. Today, nearly 1,200 industrial firms comprise almost 50 percent of all institutions using radioactive materials. This recent striking growth has seen the use of atomic energy, in the form of radioisotopes, pushed into most major industrial fields. These uses have created widespread interest among other firms which are hopeful that these same principles may be adapted to solve some of their own particular problems.

Employee training is still the biggest bottleneck in wider industrial use of atomic energy. However, a recent increase in number of training courses, as noted in the section on training, is rapidly improving this picture.

The recent years of radioisotope distribution have indeed witnessed a phenomenal growth in industrial uses. Industry is no longer reluctant to bring these valuable tools into its plants and laboratories.

The bibliography on applied industrial uses, in Appendix V, CC, lists more than 200 papers published within the past 3 years. Since industrial development usually involves "trade secrets" with patent potentialities and production advantages, this number of papers is noteworthy.

The nuclear principles involved in most industrial applications are not profound. As a matter of fact some of these uses were conceived toward the end of the last century when radium and X-rays were first discovered. These potential industrial uses spurred the early development of atomic energy and early uses of radiation.

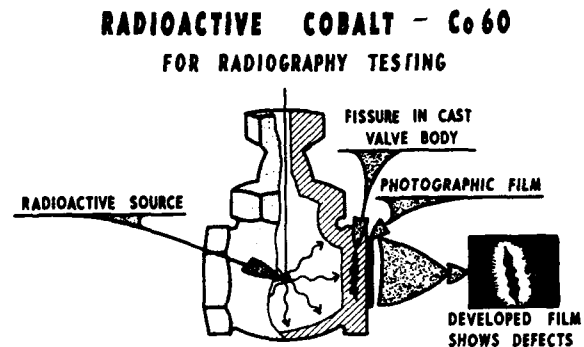
Since there are hundreds of industrial uses of radioisotopes, the various applications are broken down here into several types of use and a few representative examples of each type are discussed.

PENETRATION OF RADIATION

The ability of radiation to penetrate matter has led to the most extensive industrial use of radioisotopes. A part of the radiation is always stopped by the material being irradiated; the amount depends upon the type and energy of the radiation being used and upon the density and thickness of the material and any flaws which may be present.

Radiography

Industrial radiography is one of the large uses of radioisotopes. Its principle is illustrated in Figure 30. Radiography with radium, of course, is a comparatively old method for inspecting metal castings and welds for possible flaws not otherwise detectable. Reactor-produced Cobalt 60, Cesium 137, and Iridium 192 are now used in much the same way as radium but are much cheaper and more effective. Cobalt 60 equivalent in radiation intensity to \$20,000 worth of radium can be purchased for about \$100. The radiation from Co-60 will penetrate thicker sections of steel than will the rays from radium.



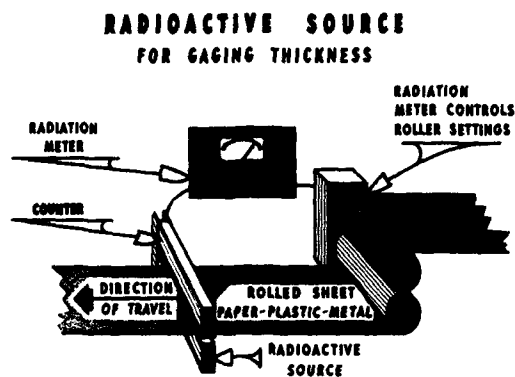
ADVANTAGES:

- 1- VERSATILE AND RELIABLE INSPECTION
- 2- INSPECTION MADE WITHOUT DISMANTLING
- 3- SOURCES OF DESIRED SHAPE AND SIZE
- 4- VERY HIGH ACTIVITY SOURCES AVAILABLE AT LOW COST

FIGURE 30.

Thickness Gaging

In another application of the radiation penetration principle, the transmission-type thickness gage is being used routinely on production lines to help produce more uniform paper, aluminum, copper, tin plate, plastics, rubber, glass, and numerous other items. This continuous, noncontacting method of gaging is especially useful where products are moving rapidly, where temperatures are high, and where products are soft and may be easily marred. As illustrated in Figure 31, the material whose thickness is to be gaged is passed between a source of radiation and a radiation detector which is connected to an amplifier and recording device. In many cases, the signal caused by the radiation transmitted through the material is used to make automatic corrections in the production process.



ADVANTAGES:

- 1- RADIATION SOURCE SELECTED TO SUIT MATERIAL
- 2- NO CONTACT - NO TEARING - NO MARKING MATERIAL
- 3- RAPID AND RELIABLE

FIGURE 31.

Nuclear gages have taken many interesting and ingenious forms. To control ink distribution during lithographic printing, for example, a special built-in thickness gage was developed in which the inking rollers, themselves, serve as radiation sources. A small amount of the low-energy beta emitter Nickel 63 was electroplated on the rollers and "flashed" with a thin protective layer of copper. Detectors near the rollers recorded the beta particles penetrating the 4- to 6-micron thicknesses of ink. By this means, ink film thicknesses were determined on all rollers under dynamic conditions.

Density Gage

In the transmission type of thickness gage the amount of radiation picked up by the detector is, of course, dependent upon the amount of material between it and the radioactive source. In such thickness measurements it is assumed that the density of the material remains constant. Conversely, if the thickness or size of a material remains constant, the same gage may be used to measure density. Examples of such an application are the monitoring of the density of a process fluid flowing through a pipe or the moisture content of sand or other material.

A recent and interesting variation of the radioactive density gage is being used to determine the hydrogen-to-carbon ratio in an analysis of hydrocarbon compounds, including fuels. The principle, illustrated in Figure 32, involves the difference in beta-ray absorption caused by variations in electron density, this density in turn depending upon the hydrogen-to-carbon ratio. The commercially available device is expected to be particularly useful in conducting various fuel tests, but should have other applications as a quick check on the constitution of certain organic products.

HYDROGEN-CARBON RATIO GAGE USING BETA RAY SOURCE

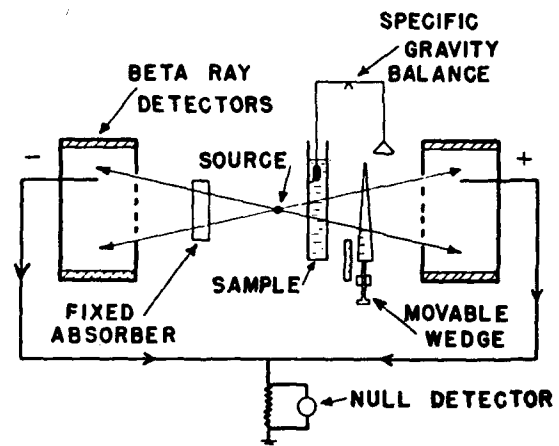
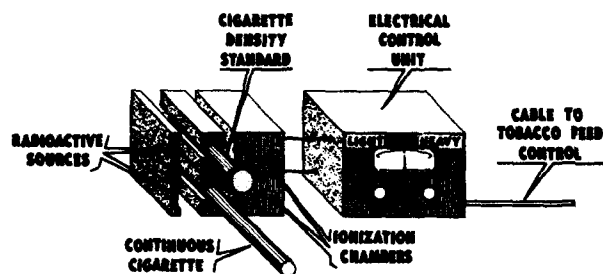


FIGURE 32.

An excellent example of how a radioisotope can be adapted to a high-speed packaging problem is illustrated by a recent development in the cigarette industry. Over the past years this industry has expended considerable effort

to improve production quality control with respect to cigarette weight. The average weight of a cigarette is an important factor in cigarette quality. A light-weight cigarette burns both fast and hot, whereas cigarettes that contain more tobacco than necessary are hard to draw through and are costly since tobacco represents about 90 percent of the production cost. A density gage, in Figure 33, using Strontium 90 as the source, permitted automatic adjustment of tobacco feed and contributed to uniformity of product.

GAUGING CIGARETTE FIRMNESS WITH RADIOISOTOPES

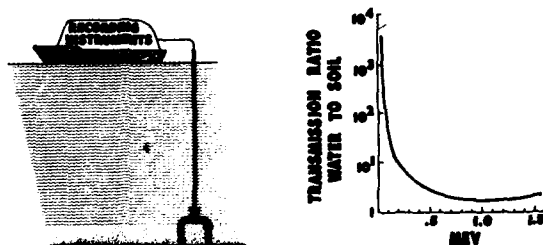


- ADVANTAGES:**
- 1-MORE UNIFORM FIRMNESS
 - 2-SAVES TOBACCO
 - 3-ELIMINATES MANUAL CONTROL

FIGURE 33.

Radioisotopes have been used to solve the problem of measuring silt at the bottom of large bodies of impounded water. As illustrated in Figure 34 a density gage was developed which utilizes low-energy bremsstrahlung radiation, the X-rays caused by beta ray emitters.

BREMSSTRAHLUNG GAUGE FOR MEASURING SILT DENSITY



- ADVANTAGES:**
- 1-MORE ACCURATE
 - 2-MEASUREMENTS EASILY AND QUICKLY MADE
 - 3-ELIMINATES COLLECTING SAMPLES

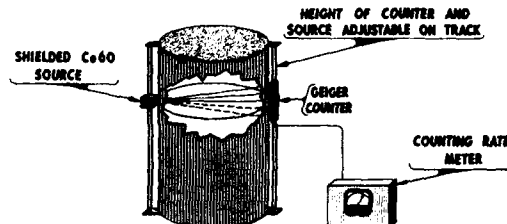
FIGURE 34.

With Strontium 90 in one side of a two-pronged device and a radiation detector in the other, changes in silt density between them affected the transmission of X-rays sufficiently for accurate measurement.

Liquid-Level Gage

The radioactive liquid-level gage is similarly based on measuring the change in intensity of a beam of radiation from a fixed source. As shown in Figure 35, the source is sometimes mounted on one side of the tank or vessel containing the liquid and the radiation detector on the other side. When the liquid rises

RADIOACTIVE COBALT - Co60 FOR INDICATING LIQUID HEIGHT



ADVANTAGES:

- 1-GAGE NOT AFFECTED BY CORROSION AND TEMPERATURE
- 2-CAN BE OPERATED BY NON-TECHNICAL PERSONNEL
- 3-ADAPTABLE TO AUTOMATIC RECORDING AND CONTROL OF LIQUID LEVEL

FIGURE 35.

to a certain level, it cuts off or reduces the beam. This particular adaptation has, for example, been found advantageous in measuring the height of molten metal in a cupola since problems of corrosion and heat damage can be eliminated.

REFLECTION OF RADIATION

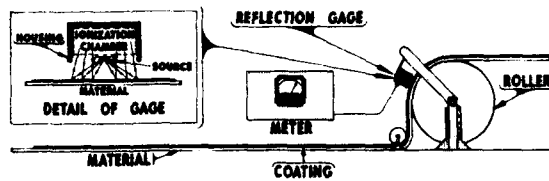
When a beam of radiation is directed toward a material, some of the radiation is reflected. The amount depends upon the type and energy of radiation and upon the composition, density, and thickness of the material.

Reflection Thickness Gage

Radiation reflection is serving a useful industrial purpose in the accurate measurement of thickness of coatings laid over a base metal. For example, it is possible to measure the thick-

ness of gold plated over copper or rubber over steel. The reflection-type thickness gage is illustrated in Figure 36.

RADIOACTIVE SOURCE FOR REFLECTION (BACKSCATTERING) THICKNESS GAGE



ADVANTAGES:

- 1- CAN MEASURE THICKNESS OF COATING AND/OR MATERIAL
- 2- MEASUREMENT MADE FROM ONE ACCESSIBLE SIDE
- 3- CAN MEASURE A VARIETY OF MATERIALS WITH ONE CALIBRATION

FIGURE 36.

In this technique the beta particles, or electrons, from a radioisotope strike the base metal and the intensity of the reflected beam is measured. The metal is then coated with a different material (either metal or nonmetal), and the reflected radiation is again measured. The change in reflection is proportional to the thickness of the coating, up to a certain limiting value, and can be measured directly in micro-inches. Variations in coating thickness can be measured with good accuracy in most cases, and automatic adjustments can be made without stopping or cutting the sheet of moving stock.

The cost for the radioisotope included in such a gage is quite small, usually below \$50. The associated electronic equipment is more expensive and may amount to several hundred dollars.

The applicability of the radioactive thickness gage is attested to by the number and variety of industries using them. A number of companies that started out initially with one gage in one plant now have many similar installations in other plants.

Soil Moisture and Density Gage

Soil-density and soil-moisture gages for use in the field are other industrial applications of the radiation reflection principle. These gages eliminate the delays incident to laboratory determinations. They have been used in the

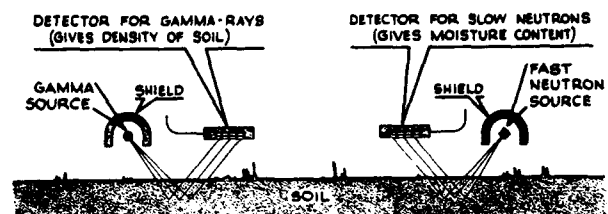
selection of suitable sites for aircraft runways, highway roadbeds, and hydroelectric dams.

Each apparatus uses a radioactive source, a radiation detector, and an electronic recorder. The source and detector are housed in a probe which can be lowered through a one-inch diameter steel tube driven into the ground. The soil density probe utilizes a Cobalt-60 source inserted in the tip of the probe. Gamma rays from the cobalt bombard the soil surrounding the tube and are scattered by it. Some return to the geiger counter which is mounted in the top of the probe and shielded against direct radiation from the Cobalt 60. The amount of reflected radiation can be translated directly into soil density in pounds per cubic foot.

The soil-moisture probe utilizes a neutron source activated either by alpha or gamma rays. Neutrons are strongly affected by the hydrogen atoms in soil moisture. When fast neutrons strike hydrogen atoms they are slowed down and after several such collisions some are reflected back to the vicinity of the probe. The top of the probe contains a geiger counter surrounded by a silver foil and shielded against direct radiation from the neutron source. When a reflected slow neutron strikes the foil, a short-lived radioisotope of silver is formed. The radiation from this rapidly decaying radioisotope is measured by the counter, which is insensitive to the neutrons themselves, and can be translated directly into moisture content of the soil.

The principle of the soil-density and moisture gage is illustrated in Figure 37.

Density and Moisture in Soil AN INDUSTRIAL USE OF RADIOISOTOPES IN ROAD BUILDING



- 1- DATA OBTAINED WITHOUT MOVING SOIL
- 2- GAMMA-RAY DETECTOR MEASURES DENSITY
- 3- SLOW NEUTRON DETECTOR SHOWS MOISTURE

FIGURE 37.

LUMINESCENCE

The ability of radiation to cause certain materials to emit light, or to luminesce, is a long-known and long-used principle. As a matter of fact, the science of radioactivity is a direct outgrowth of early interest in luminescence. Before the turn of the century, Jean Poincaré postulated an intimate connection between luminescence and the new X-rays found by Roentgen and the mysterious emanations from uranium found by Becquerel.

Luminescence is now a well-developed science with many promises for the future. Many special compounds emit a variety of light rays when struck by atomic particles. These self-luminous markers can be invaluable in emergency situations and have vitally

important military applications. Routine applications include such uses as illuminating dials and clocks and providing photometric light standards.

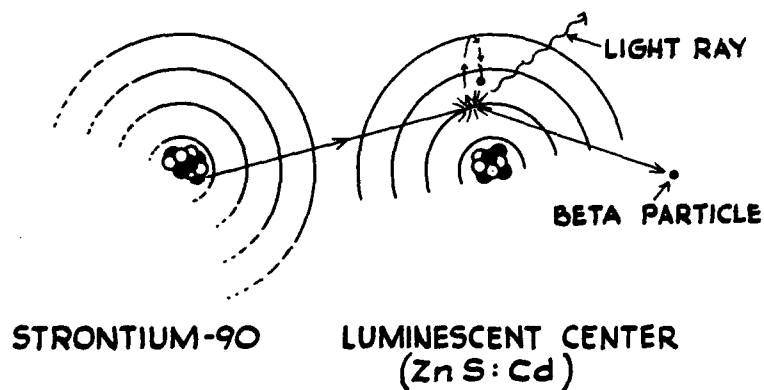
A number of companies have investigated the possibility of using reactor-produced materials in place of naturally occurring radium and polonium in the manufacture of luminescent materials. Reactor-produced radioisotopes offers several advantages: first, pure beta-ray emitters reduce the health hazards involved; second, reactor-produced isotopes are usually easier to work with; and third, beta radiation has been found to cause less deterioration than the alpha particles of natural radioisotopes, leading to a more constant level of light output and longer life. Luminescence as an industrial use of radioisotopes is illustrated in Figure 38.

Luminescence


AN

INDUSTRIAL USE OF RADIOISOTOPES

ONE MECHANISM



RADIOISOTOPE ACTIVATED MARKERS



BETA SOURCES CAUSE LESS PHOSPHOR DETERIORATION THAN ALPHA—HAVE LONGER USEFUL LIFE AND LOWER EXTERNAL RADIATION LEVEL—MULTIPLE COMBINATIONS ARE POSSIBLE.

FIGURE 38.

IONIZATION

The ability of atomic radiation to ionize most of the materials it strikes can be put to many beneficial industrial uses. For example, static electricity in industry is a menacing problem to production and personnel and occurs quite generally whenever products manufactured possess insulating properties. Through their ability to ionize the air at selected points along the moving stock and thus "ground" the static electricity, radioisotopes help to meet this problem.

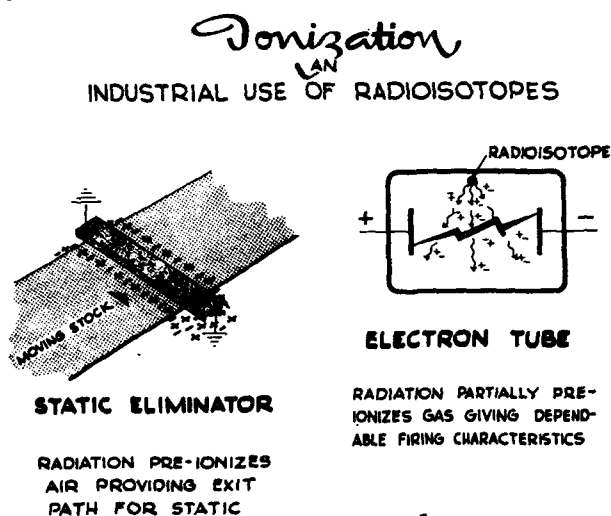


FIGURE 39.

The electron tube industry also is profiting from the ionizing ability of radioisotopes. A small amount of radioactivity inside certain specialized tubes keeps the gases in a partial state of ionization, allowing more dependable operation of the tubes. The use of radioisotopes as stabilizing agents for spark gaps in ignition systems is also being developed.

Ionization as an industrial use of radioisotopes is illustrated in Figure 39.

ACTIVATION OF CHEMICAL REACTIONS

Activation of chemical reactions is another industrial use of atomic energy that holds many possibilities. It has already been demonstrated that beneficial chemical and physical reactions may occur when certain materials are subjected to the proper amount of radiation. Many new compounds and, especially, some superior

plastics have already been made in research operations.

The possibility of producing crosslinked, degraded, and formed materials under accurately controlled conditions by a purely physical process has valuable commercial possibilities. These will depend on the cost of irradiation, the enhanced value of the material, and the comparative cost of competitive chemical processes if they are available.

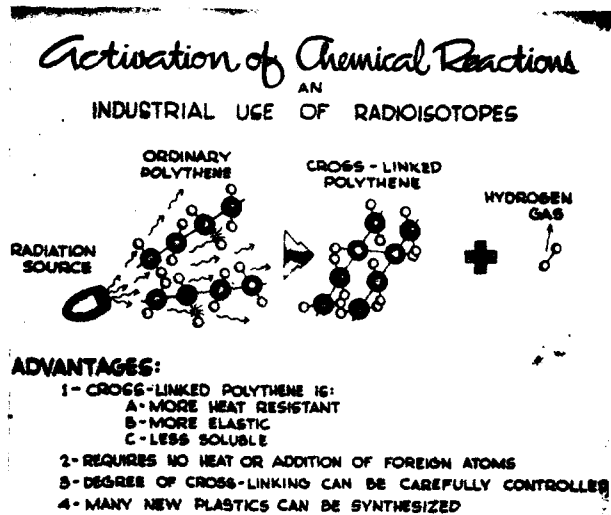


FIGURE 40.

As previously noted, irradiation increases the melting point of polyethylene from 70° to 190° centigrade. Irradiated polyethylene drug bottles and other containers can be sterilized without harm.

Activation of chemical reactions as an industrial use of radioisotopes is illustrated in Figure 40.

STERILIZATION

Gamma radiation in large enough doses can destroy bacteria and enzymes in a material without raising its temperature significantly. Many papers have been written since 1920 concerning the effects of ionizing radiation on all types of organisms. The recent availability of large sources of radiation from reactors has caused extensive interest in radiation sterilization.

The absence of high temperatures is quite necessary in the processing of many items such as antibiotics and certain other drugs. Large-scale sterilization or pasteurization of perishable food stuffs such as meats, bananas, potatoes,

and beverages holds interesting possibilities. Indeed, cold radiation sterilization has great potential importance.

The success of radiation sterilization and pasteurization will be determined by the enhanced value of products treated. If the irradiation process results in improved or longer lasting products, radiation treatment of many present day items should become profitable.

In the drug industry, radiation sterilization presents fewer problems. Side effects such as occur in many foods, are usually not important. It may be possible to utilize this type of sterilization in many pharmaceutical processes.

Radiation sterilization offers the first promising new principle of food sterilization since Nicholas Appert discovered the art of canning in 1809. Today, more than 40 institutions, including food industries, universities, research institutions, government laboratories, and the

military, are actively engaged in radiation processing research. The activities of these many groups are being coordinated in the Quartermaster Food and Container Institute Radiation Sterilization Program. Many believe that this research will lead to the changing of food containers, preparation and processing methods, and distribution and marketing practices of food products.

Sterilization or pasteurization of foods by irradiation presents several problems as well as many promising aspects. Irradiation of some foods may cause changes in texture, color, taste, odor, or nutritional value. Intensive research is now being done to learn why unwanted changes occur and to devise ways to reduce or prevent them.

Irradiation of potatoes to delay sprouting and rotting is now being studied. Routine pasteurization of meats and beverages may be

Cold Sterilization

AN

INDUSTRIAL USE OF RADIOISOTOPES

EFFECT OF RADIATION ON MICROORGANISMS (ASPERGILLUS NIGER)

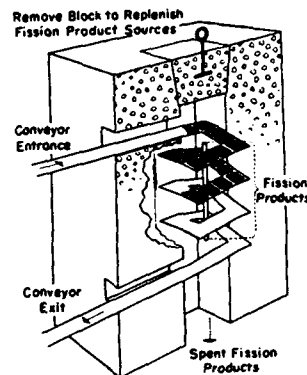


NO RADIATION
(MOLD COUNT = 45,000,000)



260,000 REP
(MOLD COUNT = 0)

STERILIZATION UNIT



ATOMIC RADIATION HAS BEEN USED TO PRESERVE DRUGS - FOODS - KILL INSECT LARVAE IN PACKAGED PRODUCTS - CONTROL REPRODUCTION OF LIVESTOCK PESTS.

FIGURE 41.

IRRADIATION OF POTATOES IMPROVES STORAGE QUALITY

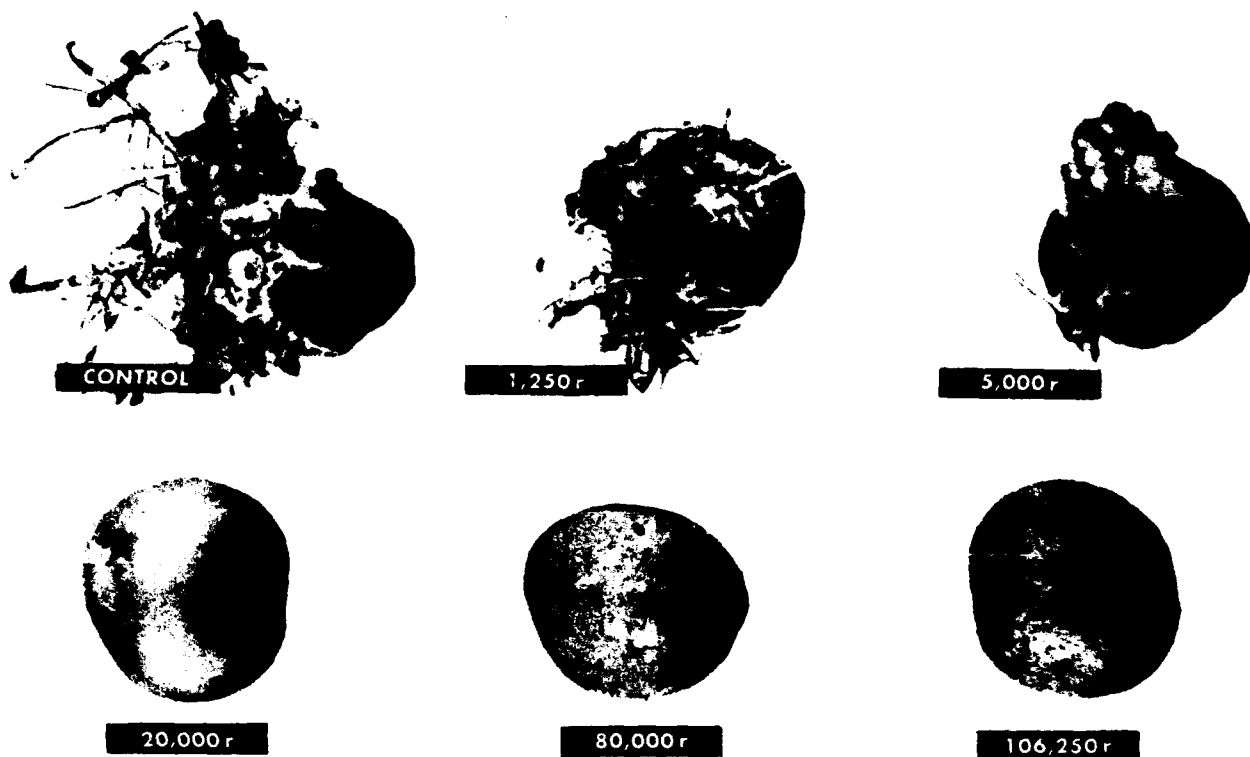


FIGURE 42.

feasible within a few years. In these applications, a comparatively small amount of radiation extends the shelf life without causing the undesirable effects mentioned above.

The principle of cold sterilization is illustrated in Figure 41. Irradiated potatoes with improved storage quality are shown in Figure 42.

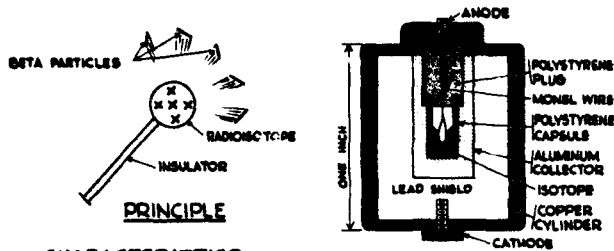
VOLTAGE PRODUCTION

There are several methods for direct production of electricity from the energy released in the decay of radioactive atoms. This energy is extremely minute compared with that from power reactors, but can be used for certain special applications requiring tiny amounts of power. The first of these methods utilizes a basic principle of physics. When a piece of dry plastic or hard rubber is stroked with a wool cloth, for example, the cloth sweeps off electrons from the surface of the dielectric material and leaves it with a positive charge. The wool cloth, of course, holds the negative charge.

Similarly, beta rays ejected from an insulated radioactive source leave it with a positive charge; this is the principle of the Moseley generator developed in 1913. The useful industrial application of this principle has been realized in the development of one type of atomic battery. This high-potential, low-current battery is illustrated in Figure 43.

Another battery takes advantage of the ion multiplication principle to produce electricity from radioisotopes. The electricity is generated by the high-energy beta particles emitted from Strontium 90. These high-energy electrons are used to bombard a pea-sized silicon P-N junction, the merging of two specialized types of silicon. The P-N junction, in turn, releases about 200,000 slow-moving electrons for each high-speed electron striking it. About one-millionth of a volt is produced, strong enough to cause an audible signal in a telephone receiver. The battery is about the size of a thimble and has a life expectancy of more than 20 years.

Voltage Production AN INDUSTRIAL USE OF RADIOISOTOPES



CHARACTERISTICS:

- 1 - MAXIMUM VOLTAGE UP TO 7KV
- 2 - 35% EFFICIENT
- 3 - 40 μ ps AT ZERO VOLTAGE FOR 10mc Sr90
- 4 - LONG USEFUL LIFE UNDER EXTREME CONDITIONS
- 5 - SMALL - LIGHT - INEXPENSIVE

FIGURE 43.

Another very recent development has resulted in an atomic battery which uses a series of thermocouples to convert the heat from the decay of a radioisotope into electricity. The battery in its present form contains several curies of Polonium 210 sealed in a small capsule. The polonium is in contact with the hot junction of 40 thermocouples while the cold junction is located outside the container. The temperature difference of about 450° F. thus produced between the hot and cold junctions causes a current to flow through the device. This first model was found to be 0.2 percent efficient in transforming the energy from atomic decay into electricity.

A fourth type of atomic battery utilizes a radioactive source to ionize the filling gas between two electrodes of dissimilar metallic properties. Still another utilizes a radioisotope-activated luminescent source to energize a photoelectric cell, thus producing a small electric current.

TRACING ATOMS

Tracing atoms is perhaps the most important industrial use of radioisotopes. A few examples of the many ways in which the tracer principle is being used should illustrate its importance.

Wear Studies

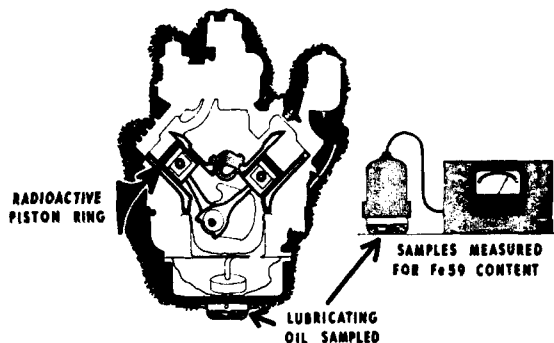
Prior to World War II cyclotron-produced Phosphorus 32, added to the metal mix, was

used to study the wear of piston rings. Today, conventional piston rings are made radioactive by subjecting them to neutron bombardment in reactors.

In such a bombardment, only one atom of iron in approximately one billion is converted from stable Iron 58 to radioactive Iron 59. The radioactive ring is fitted to the piston, using proper shielding and monitoring techniques. The engine is assembled, the lubricating oil is added, and the motor is started. Radioactive iron atoms are worn off the ring along with others and are easily detected in the oil. The sensitivity of the radioisotope method is so high that the wear of the ring can be detected in the first few minutes of running time.

The first such experiments were made primarily to determine engine wear as a function of the type of lubricating oil used, and have led to the production of oils that stand up better under severe operating conditions. It should be noted that it is not necessary to dismantle the engine to make the measurements. Both the rate and total wear can be measured readily. One company conducting such a study has indicated it was able to find out in 4 years for \$35,000 what would have required 60 years and cost \$1 million by older methods. Figure 44 illustrates this application of tracing atoms as an industrial use of radioisotopes.

RADIOACTIVE IRON - Fe 59 FOR FRICTION AND LUBRICATION STUDIES



ADVANTAGES.

- 1 - TRANSFER OF METAL MEASURED TO $\frac{1}{100,000}$ OUNCE
- 2 - OIL SAMPLED DURING OPERATION OF MOTOR
- 3 - RAPID - SIMPLE - ECONOMICAL

FIGURE 44.

Tracing Catalyst Circulation

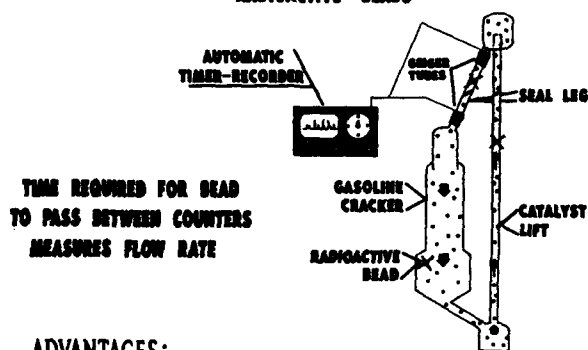
One of the simplest and most practical examples of the use of radiation to trace material is the determination of catalyst circulation in a catalytic cracking refinery. The catalyst, in the form of small porous beads, passes slowly down through the cracker, then to a furnace where the accumulated carbon is burned off, and finally back to the top of the cracker. The efficiency of this continuous operation is very dependent upon the rate of catalyst circulation, but it is extremely difficult to measure and thus to control this rate. Until recently it was determined by measuring temperature surges at various points in the cracker, even though this method required 2 man-days and did not give dependable results.

The isotopes technique now used for measuring the rate of catalyst circulation depends on impregnating a half-dozen or so of the few billion beads with radioactive zirconium, and noting the time required for a radioactive bead to pass between two rings of counters fastened at each end of a pipe between the gas lift and cracker. By knowing the weight of the catalyst in the pipe between the two points and the time interval between the two peak radiation readings, the operator can quickly calculate the catalyst circulation rate in tons per hour.

In its first application, this one simple test procedure eliminated the necessity for a \$100,000 shutdown of a refinery. Today, this radioisotope procedure is used in a number of refin-

CONTROL OF CATALYST FLOW RATE USING

RADIOACTIVE BEADS



ADVANTAGES:

- 1—IMMEDIATE INDICATION OF IMPROPER OPERATION
- 2—NO INTERFERENCE WITH PRODUCTION
- 3—POSSIBLE AUTOMATIC ADJUSTMENT OF FLOW RATE

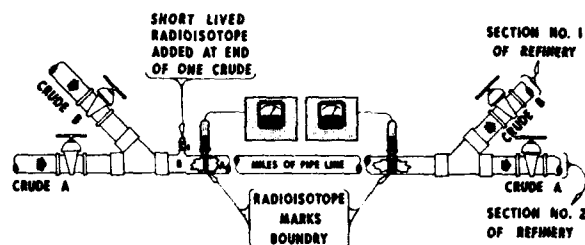
FIGURE 45.

eries for routine plant control. A chart in the control room keeps a continuous record of the flow and circulation of the catalyst. This application of tracing atoms is illustrated in Figure 45.

Petroleum Product Flow

In another application in the petroleum industry, radioisotopes are used to mark the interface or boundary between two different petroleum products flowing through an overland pipeline. As illustrated in Figure 46 the location of the interface must be known in order to route different products to different take-off points and terminals along the line. The exactness with which the interface can be located determines the volume of product which must be considered as waste to assure that two unlike grades will not be mixed in the consumer product.

RADIOACTIVE ISOTOPES FOR TRACING OIL FLOW IN PIPE LINES



ADVANTAGES:

- 1- RADIOACTIVE "MARKER" CAN BE TRACED OVER LONG DISTANCE
- 2- "MARKER" SPREADS TO ONLY SMALL OIL VOLUME
- 3- PERMITS SEPARATION OF CRUDES WITH MINIMUM OF LOSS
- 4- METHOD QUICK AND REQUIRES NO SAMPLING

FIGURE 46.

The radioisotope method is based on injecting into the line a small amount of radioactive material just at the interface as a different product is added. Geiger counters detect and record the passage of radioactivity in the interface at various points along the line. The isotope technique, which is now being used by a number of petroleum companies, has made it possible to reduce the volume of waste product at the final take-off point by one-third as compared to other methods for determining the location of the interface. The isotope technique has also proved helpful in determining the degree of mixing of various products as they pass through the pipeline.

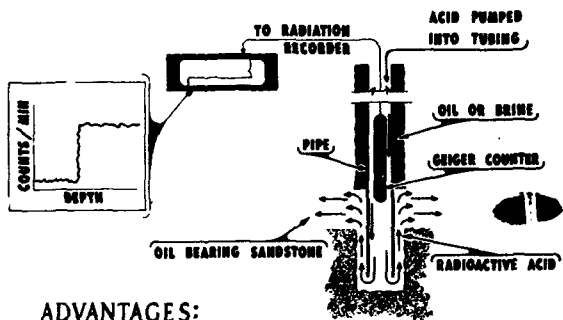
Further, the technique has been used as a safety feature to start pumps operating automatically as the interface approaches, and thereby avoid the possibility of different products, say gasoline and stove oil, becoming mixed because of holdup in an idle pump.

Oil Well Acidizing

Still another tracer application of particular interest and economic significance to the petroleum industry is the use of radioisotopes in oil well acidizing. To increase the output of certain oil-bearing strata it is often necessary to increase the porosity of the strata with an acid treatment. In the past an undesirable feature of the process was the necessity for removing the tubing through which the acid was introduced before the control instruments could be used. This involved the hoisting and complete disjuncting of as much as 10,000 feet of 2-inch pipe sections, a costly and hazardous operation.

The radioisotope technique which is less hazardous, less costly and much quicker, is illustrated in Figure 47. The technique is based on suspending in the pipe at the desired depth of acid treatment a radiation detector such as a geiger counter and adding a small quantity of radioactive material to the acid being used. As the acid containing the radioisotope passes down through the pipe, there is, of course, a response as it goes by the counter, but this response is not as great as when the labeled acid has filled the well to the height of the suspended detector.

RADIOACTIVE ISOTOPES FOR CONTROL OF OIL WELL ACIDIZING



ADVANTAGES:

- 1 - PERMITS CONTROLLING SITE OF ACID ACTION
- 2 - INCREASES EFFICIENCY OF OIL PRODUCTION
- 3 - SAVES TIME AND MONEY
- 4 - LESS HAZARDOUS THAN REMOVING PIPE

FIGURE 47.

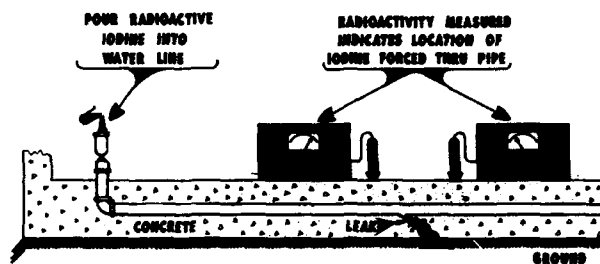
A high radiation reading, therefore, means that the acid has reached the level at which the treatment should be made. At this time, pressure is applied to the system to force acid into the strata, while more acid is added to maintain the proper depth.

Leak Location

Somewhat related to flow indication and also to a test procedure is the use of radioisotope markers or tracers in leak detection. Perhaps the simplest application is the use of radio-sodium or radioiodine in detecting leaks in water lines.

In this case a small quantity of the radioisotope is introduced into the line and the path of its radiation followed until it reaches the spot where the radiation reading drops off. In a number of instances these tests have made it possible to find and repair leaks in buildings with a minimum disruption of the structure. Furthermore, the test gives quick and reliable results where other techniques fail. This industrial use of radioisotopes is illustrated in Figure 48.

RADIOACTIVE IODINE - I-131 FOR DETECTING LEAKS IN WATER LINES



ADVANTAGES:

- 1 - NOT NECESSARY TO REMOVE FLOORS
- 2 - LESS COSTLY AND MORE CONVENIENT
- 3 - SHORT HALF-LIFE --- NO RESIDUAL ACTIVITY

FIGURE 48.

Tracing Pirate Colors

Radioisotopes have been used as a "moving marker" to trace pirate colors. They provide a means of preventing what is called color soiling in multicolor textile printing operations. This occurs whenever one color is carried forward by the fabric from one printing roller to the

next, and may jeopardize the sale of many hundreds of yards of valuable fabric.

Any color is in danger of being contaminated by the preceding colors—especially by the immediately preceding one. It is not always possible to arrange the color sequence for printing such that the most sensitive colors are applied first. Frequent replacing of dye solutions is costly; hence, constant efforts must be made to prevent or reduce color contamination.

Many solutions to the problem were tried in the past but without practical success. However, radioisotopes now offer the ideal solution since the offending or so-called pirate color can be labeled with radioactivity and its gradual invasion of a sensitive color dye box carefully and continuously monitored.

It is not necessary to synthesize a costly radioactive dye for this use. A few millicuries of P-32 as soluble phosphate are added to the dye bath in question. Dip counters, as shown in Figure 49, are used to establish the initial specific activity of the pirate color and other dip counters continuously record the level of contamination in dye boxes further down the production line.

DETECTION OF DYE MIGRATION WITH RADIOACTIVE PHOSPHORUS - P³²

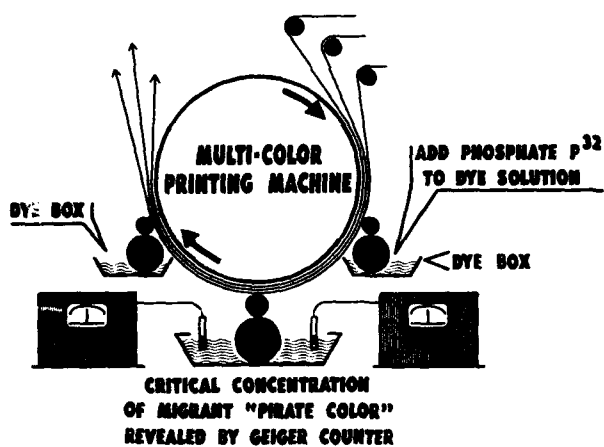



FIGURE 49.

Electron Printing

A recently developed application of radioisotopes in the field of fine arts may have industrial significance. As shown in Figure 50 a picture painted or printed with sufficiently

long-lived radioactive ink can be reproduced as many times as desired simply by placing it in contact with photographic paper and then developing the image. An isotope emitting low-energy beta particles, such as Nickel 63, produces clear, sharp reproductions. On the other hand, a softened, diffused effect is obtained with the high-energy beta particles of Phosphorus 32, which can reach the photographic emulsion at an appreciable distance. Tones from light gray to black are obtained by repeated applications of the ink or with inks of different radioactive concentration.

ELECTRON PRINTING WITH RADIOISOTOPES



- ADVANTAGES:**
- 1—PRODUCES FINELY DETAILED COPIES
 - 2—TRUER THAN PHOTOGRAPHIC PRINT
 - 3—LESS COMPLICATED EQUIPMENT
 - 4—MORE PRECISE AND CHEAPER THAN LITHOGRAPHY

FIGURE 50.

Other Tracer Applications

The radioisotope technique has also been used for measuring the wear of gears, the contact wear of distributor points, and the wear of tire tread as a function of vehicle velocity. Similar techniques have been used for measuring the wear and life of machine cutting tools, for studying carbon brush wear during commutation of a direct-current motor, and for determining the wear of floor waxes.

The radioisotope technique is also adaptable to the study of wear caused by corrosion rather than by friction. For example, radiosulfur has been used to study the corrosion of gas-fired thermoelectric generators, radiosodium has been used to test the corrosion of refractories by molten glass, and radiocobalt has been used in determining the wear of fire brick in the lining of blast furnaces.

Space does not permit listing additional applications. However, the use of radioisotopes

in most tracing problems is a "natural" and awaits only the application of the technique to the problem at hand.

FUTURE INDUSTRIAL ASPECTS

There can be no doubt that radioisotopes hold many keys to present-day industrial problems. Many believe that radioactivity and the capabilities of the industrial atom will soon be as familiar to industrialists as electricity is today.

Recent developments in low-level radiation counting (counting just above the normal radiation level in nature) hold considerable promise for industrial use of radioisotopes. Using these very sensitive methods, tracer tests could be done during actual processing in an industrial plant and the products reaching the general public would contain such small amounts of radioactivity above the natural level that their handling and use would be completely safe.

Special electronic circuits that cancel out the natural radiation background permit easy measurement of harmless levels of radioactivity.

Samples for measurement are usually placed directly into the counter gas or scintillation fluid.

Nature has herself shown how useful radioisotopes can be. For example, it is possible to distinguish recently living wood from wood long dead by means of the radiocarbon produced through the action of cosmic rays on nitrogen in the air. Organic chemicals derived from living materials can be distinguished from those derived from coal and oil. In a similar way, rainwater can be distinguished from groundwater by the radioactivity of naturally occurring radiohydrogen, or tritium.

Many tons of naturally occurring radiocarbon are distributed throughout the world in soil, atmosphere, water, etc. Growing things absorb and use the radioisotope along with stable carbon. At death, absorption stops. Using the decay of naturally occurring radioisotopes as timing devices, ages of things long dead can be accurately determined.

Low-level counting has not been explored to a great extent by industry. Techniques for measurements at these levels are well known, however, and need only industrial development.

Available Materials and Services

RADIOISOTOPES

Basic radioactive products available from Commission facilities:

1. Unprocessed irradiated materials
 - (a) Service irradiations of targets furnished by the applicant.
 - (b) Routinely irradiated batches or "units."
2. Chemically processed radioisotopes
 - (a) From target materials.
 - (b) From uranium (fission products).

Processed radioisotopes are available from Commission distributors primarily in simple chemical forms.

Radioisotopes of elements of atomic number 1 to 84 inclusive are routinely available for all uses. Service irradiations of elements above atomic number 83 are not normally available but will be considered provided the target material will not affect the safety of the reactor or is not dangerous to handle.

The principal production unit in the United States is the air-cooled graphite reactor at Oak Ridge National Laboratory (ORNL). The Low Intensity Test Reactor at ORNL is used when its higher flux of 4×10^{13} neutrons per square centimeter per second is desirable.

A new facility which can separate and purify large quantities of fission products from used reactor fuels has been scheduled for construction at ORNL in 1956. The new plant will provide equipment for separation and purification of kilocurie quantities of important long-lived fission products and for fabricating them into large radiation sources. It will have the capacity for separation of approximately 200,000 curies per year of Cesium 137 as well as thousands of curies of Strontium 90 and other long lived fission products. At present only a few curies per month of such radioisotopes can be separated.

Irradiation services and certain special materials are available from Argonne National Laboratory, Brookhaven National Laboratory,

Mound Laboratory, and National Reactor Testing Station. Brookhaven's program for development of production methods resulted in such additions to the list of available radioisotopes and services as Iodine 132, Fluorine 18 and special irradiations. Argonne has added the CP-5 reactor to the program, increasing the variety of special irradiations. Objects up to $15\frac{1}{2} \times 15\frac{1}{2} \times 60$ inches, for example, can be accommodated, and pneumatic "rabbits" can carry small samples through a flux of 2×10^{13} n/cm.²/sec.

The materials Testing Reactor in Idaho, with a thermal neutron flux of 4×10^{14} n/cm.²/sec., is now activating intense Cobalt 60 sources on a routine basis. The fast neutron flux of 2×10^{14} n/cm.²/sec. in the Experimental Breeder Reactor can be made available for special irradiations.

Mound Laboratory in Ohio processes and sells Polonium 210 as a metal deposited on platinum foil or gauze, specially prepared alpha sources, and neutron sources.

In addition to the materials produced at these sites, certain materials with long life and high specific activity, such as Carbon 14, Iron 55 and Cobalt 60, are produced at Hanford Atomic Products Operation, Hanford, Wash., and distributed through the Radioisotope Sales Department at ORNL.

STABLE ISOTOPES

The stable isotopes distribution program has continued at a steadily increasing rate since its inception in 1947. For detailed data on distribution of stable isotopes refer to Appendix III.

Most of these isotopes are concentrated at Oak Ridge in the same type of electromagnetic separators which were used during World War II to separate fissionable Uranium 235 from Uranium 238. More than 200 concentrated stable isotopes of 50 elements are now routinely available.

SPECIAL SERVICES

Special Services from Commission Facilities:
Neutron activation analysis involves irradiation of a sample in a nuclear reactor and subsequent identification of the radioisotopes produced. The analysis may be both qualitative and quantitative. Trace elements have been determined in biological materials, drugs, fertilizers, fine chemicals, foods, fuels, glass, insecticides, lubricants, metals, minerals, paints, petroleum products, plastics, soils, dusts, waters, toxicants and other materials.

Gamma service irradiations are available at most AEC reactor sites and also from a number of private laboratories. Gamma radiation in large enough doses can destroy bacteria in a material without raising its temperature significantly. Also, certain important chemical reactions or physical changes occur when the material is exposed to enough gamma radiation. These two uses of radiation are believed to hold many commercial potentialities. Large sources of Cobalt 60 and Tantalum 182 are used for most gamma irradiations, but highly active fuel elements from reactors are now coming into use.

Encapsulation of special radioisotope sources is provided at ORNL. All metallic Cobalt 60 to be used as radiation sources must be encapsulated prior to use. This safety precaution was found necessary since the surface of cobalt metal oxidizes. When handled, the oxide tends to flake off, and may present a hazardous contamination problem. ORNL encapsulates only large or special sources not available commercially.

Radioisotope waste disposal service is available at three AEC laboratories. ORNL will accept radiomaterials from users in all sections of the country. The Radiation Laboratory at Berkeley, Calif., will receive radiomaterials from users in the San Francisco Bay Area. ANL will assist in disposal of active waste resulting from materials irradiated at that Laboratory.

Materials and Services from Commercial Firms:

Much of the progress of the atomic energy program can be attributed to the close coopera-

tion between private industry and government. In the field of isotope distribution and utilization, private industry has contributed extensively to the growth and development of the program. With the passage of the Atomic Energy Act of 1954, industry has new opportunities for greater industrial participation. There are numerous direct and indirect business opportunities found in the many uses of radioisotopes.

Labeled Compounds.—Many universities and research centers as well as industrial firms have contributed to developing new isotope-labeled compounds and improving existing production techniques. Nearly 1,000 labeled compounds are currently available from approximately 25 commercial suppliers.

Pharmaceuticals.—Bulk shipments of unrefined radioisotopes are purchased from ORNL, processed as pharmaceuticals, calibrated, and re-shipped in small quantities to hundreds of individual users.

Teletherapy Units.—At the close of 1954, seven United States firms were collaborating with radiophysicists and therapists in developing radiation devices for specific medical purposes. The numerous variables, such as energy of radiation, specific activity of the radioisotope, source-skin distance, stationary versus rotation therapy, and protection of patient and personnel, have led to many possibilities and plans of use. The active development of teletherapy units incorporating large sources of radioisotopes shows much commercial promise.

Radiography exposure devices, or gamma-ray cameras, are now being manufactured and sold by several companies in the United States. More than 350 industrial firms in the United States are using radioisotopes for radiography. Many of these have purchased special exposure devices or fabricated their own in plant shops.

Radioactive thickness gages are currently available from six commercial firms and are being used by more than 300 companies to meet more exacting product specifications.

Medical applicators are now being manufactured by several commercial firms. Such devices include eye applicators for treating

ophthalmic lesions, beta-ray plaques for treating a variety of skin disorders, custom designed radiation needles for interstitial uses, colpostats for special medical use, a variety of radioisotopes sealed in plastic tubing for use as sutures, shielded syringes and a variety of other special devices.

Other materials and services account for a growing commercial business related to isotopes. These include the production of radiation measuring instruments, luminescent markers, static eliminators, and atomic batteries. Services include consultation, film meter service and radioisotope waste disposal.

LICENSING

The Atomic Energy Act of 1954 authorizes the Commission to issue general or specific licenses to applicants seeking to use byproduct material for research or development purposes, for medical therapy, industrial uses, agricultural uses, or such other useful applications as may be developed.

The act further provides that the Commission shall not permit the distribution of any byproduct material to any licensee, and shall recall or order the recall of any distributed material from any licensee, who is not equipped to observe or who fails to observe such safety standards to protect health as may be established by the Commission or who uses such material in violation of law or regulation of the Commission or in a manner other than as disclosed in the application therefor or approved by the Commission.

Regulations governing the manufacture, production, transfer, acquisition, ownership, possession, importation, or export of byproduct material have been published by the Commission under Title 10, Part 30, of the Code of Federal Regulations.

Exempt Quantities

Small quantities of certain beta- and gamma-emitting radioisotopes may be obtained and used without filing an application or receiving a license from the AEC. A detailed list of exempt items and quantities is published in the regulations.

Export and Imports

A program for the international distribution of radioisotopes was begun in 1947; stable isotopes were added to the program in July 1954. Isotopes and reactor-irradiated materials subject to USAEC regulations may be imported from other countries. Detailed data on the international distribution of isotopes appears in Appendix III.

RADIOLOGICAL SAFETY

To date, distribution of AEC-supplied isotopes has been accomplished by means of an authorization (or licensing) procedure. In the case of radioactive isotopes this procedure is designed to make the materials available under conditions which will assure their safe use. The Commission, through the Isotopes Division, provides the services of experts trained in radiological safety. Field visits are made to assist radioisotope users who have radiation protection problems. Consultation on specific isotope applications is not provided by the Commission. The latter type of service is available from a number of commercial firms and private consultants.

Recommendations of the National Committee on Radiation Protection are used as basic guides in development of safe practices in the use of radioisotopes and in the formulation of AEC standards for the protection of health. A list of National Bureau of Standards handbooks containing these recommendations appears in Appendix I.

Technical Services and Training Opportunities

The Commission has an extensive program for developing wider use of isotopes. Some of the important services are to:

1. Provide information on isotopic materials, procurement policies, and procedures.
2. Provide information on radiological safety in the storage, use, and disposal of radioisotopes.
3. Assist in developing and presenting radioisotope techniques training courses and in the production of training films and other visual aids.
4. Provide references on isotope uses.
5. Encourage industrial and commercial participation.

Training Films

The AEC gave extensive technical assistance to the Army Signal Corps in the preparation and production of a series of training films entitled "The Radioisotope." The series consists of individual films designed to offer instruction in the characteristics and measurement of radioisotopes, the techniques involved in their use, their safe handling, the biological effects of radiation, and finally, the ways in which radioisotopes have been used in medicine, industry, agriculture, and general sciences. They are intended for an audience of high professional, technical and educational level.

The films that have been completed are: (1) Fundamentals of Radioactivity, (2) Properties of Radiation, (3) Practical Procedures of Measurement, (4) Methodology, (5) Principles of Radiological Safety, (6) Practice of Radiological Safety, (12) Agricultural Research, and (13) General Sciences. Films in the series that have not yet been produced are: (7) Biological Effects of Radiation, (8) Medical Research, (9) Medical Diagnosis, (10) Medical Therapy, and (11) Industry and Engineering.

The films are available on loan to United States users from the AEC and from the various Army Headquarters' Central Film Libraries.

Slide Illustrations

An extensive series of line-drawing illustrations is available for use by educators, lecturers, and students. The subject matter includes isotope production, isotope characteristics, isotope distribution, and isotope applications in biology, medical research, diagnosis and therapy, agriculture, chemistry, physics, and industry. Copies of the illustrations in the form of 8 x 10-inch prints are available on loan from the Isotopes Division for reproduction purposes.

AEC-Sponsored Training

The Commission early realized the necessity for basic training in radioisotope uses and safe handling techniques. The application of these new tools can be expanded only as fast as people learn to use them. To assure health and safety, radiomaterials are distributed in quantity only to those who are trained to use them safely. The AEC has therefore actively encouraged the establishment of training opportunities in techniques and safety, both by its own laboratories and by private enterprise.

ORINS Training Courses.—The Oak Ridge Institute of Nuclear Studies was organized in 1946 by a group of universities, under contract with the AEC, to utilize the unique facilities of Oak Ridge in programs of research and training. In the summer of 1948, the Institute initiated a program of courses, of 4 weeks duration, in the basic techniques of radioisotope handling. These basic courses are still given. Scientific experts from nearby AEC groups frequently serve as lecturers. More than 1,400 graduates have returned to their own laboratories, hospitals, and firms with sufficient training to initiate a radioisotope program. The courses have served as a prototype for others established since by universities and private institutions.

ORINS also gives advanced courses in various specialized fields of radioisotope utilization. Leading authorities in the respective fields, both

from within and outside the AEC, serve as lecturers and course leaders. About 600 participants have taken advantage of these special courses.

At the popular and semitechnical levels, the Institute maintains an Atomic Energy Museum which acquaints visitors with various aspects of atomic energy and radioisotope usage.

Radiological Physics Fellowships.—With the increasing usage of radioisotopes and the advent of nuclear reactors in universities and industry, there is an increasing need for institutional radiological safety officers. The AEC is helping to meet the need by providing fellowships in radiological physics to promising graduates of colleges and universities.

The fellowships provide for nine months in a university followed by three months of applied health physics training at one of the National Laboratories. The programs are carried out in three separate pairs of locations: at Vanderbilt University and Oak Ridge, at the University of Rochester and Brookhaven, and at the University of Washington and the Hanford Atomic Products Operation. More than 200 of these fellowships have been accepted and the graduates' specialized knowledge and training are being applied in AEC installations, universities, medical centers, industrial plants, and other institutions throughout the Nation.

On-the-Job Training.—Thousands of persons throughout the Atomic Energy Project are receiving training in the handling of radioactivity as an integral part of their work. Radiological Safety and Health Physics groups, in particular, are given extensive training in safety principles.

Many university and industrial people also are receiving valuable training in Commission laboratories. Their participation in development work, while on leave of absence, is mutually beneficial to the Commission and their home institutions. These researchers and engineers, as well as students in training centers such as the Oak Ridge School of Reactor Technology, receive broad knowledge in applications of atomic energy.

AEC Assistance.—In addition to its training opportunities, the Commission has encouraged

this activity by others. The encouragement has taken many forms, such as suggestions and recommendations on programs and courses, review of proposed course content and training manuals, active participation by AEC personnel in programs and symposia, furnishing informational material, and loan of exhibits, lantern slide illustrations, and technical and non-technical films. At the high school level, the American Museum of Atomic Energy at Oak Ridge instructs visiting student groups, aids in setting up "science fairs," maintains traveling exhibits, and sends teaching aids on request.

Medical Training

Training in medical techniques and safety with radioisotopes is proceeding at two general levels. First, orientation programs are offered by medical schools for undergraduate students, and by various medical groups for physicians who were already in practice when radioisotopes came into clinical use. At the second level, actual clinical training with patients enables the physician to employ radioisotopes in his own practice.

Programs of the first type have ranged from short lecture series to extended courses including lectures, detailed laboratory work, and clinical demonstrations. This type of orientation provides a background knowledge suitable for the medical man who wishes to understand the role of radioisotopes in his field.

At the second level referred to above, training is aimed directly at the use of radioisotopes in medical practice. The AEC's Advisory Committee on Isotope Distribution considers a definite period of clinical apprenticeship, with a physician or group actively using radioisotopes, essential for developing clinical judgment in the use of these materials.

Specialized opportunities for clinical training are made available in certain AEC research hospitals. One-year residencies, including stipend and maintenance, have been established at the cancer research hospital operated by the Medical Division of the Oak Ridge Institute of Nuclear Studies. These residencies offer an unusual opportunity to learn tracer and therapeutic techniques and are approved for basic credit in Internal Medicine. Similar residen-

cies have been established at the Argonne Cancer Research Hospital in Chicago.

The training of hospital technicians and pharmacists in the techniques of radioisotope handling and laboratory procedures relies, at present, on occasional on-the-job experience. The need for additional training opportunities in these specialties is becoming more acute and several technical training schools are starting to offer formal courses to fit these persons for new responsibilities with radioisotopes.

Industrial Training

Several industrial concerns have added radioisotope technique and radiological safety courses to their training schedule. These are usually geared to the company's needs. The amount of instruction necessary is governed by the complexity and extent of radioisotope usage, and ranges from a simple manufacturer's manual for use with a well-shielded, direct-reading thickness gage to a full-scale course in nuclear physics, instrumentation, and health physics for a large program involving industrial research and manufacturing.

Initiation of customer training courses by suppliers and manufacturers of radioactive devices has been another worthwhile step toward better radiological safety.

University Training

Most important from the long term standpoint has been the initiation of radioisotope courses in university extension programs and in graduate and undergraduate work. If the principles of radioisotope utilization are learned as part of the usual academic education there will be less need for intense, special training later.

Isotopes are used in over 200 universities and colleges. Many of these have initiated radioisotope laboratory courses or are presenting

the fundamentals of the techniques where they apply in other course. Most of these universities are conducting research projects, often sponsored by the AEC, in which radioisotopes are involved and in which postgraduate students can obtain a familiarity with the principles of their use.

Secondary School Education

The introduction into the high school of laboratory experiments with radioactivity is, in some respects, the most noteworthy of recent developments in education. Concepts involved in counting and measuring radiations, in tracer studies, and in operating simple radiation equipment are readily adaptable to the high school level.

The use of radioisotopes in high school science demonstrations and in laboratory experiments by the students has been accelerated by the spreading awareness that small license-free quantities of radiomaterial can be purchased. When handled with reasonable care, the small amounts present little or no hazard. License-free quantities of radioisotopes are quite adequate for classroom experiments.

Other Training Opportunities

In recognition of increasing use of radiation and the associated health problems, the Public Health Service sponsors a radiological health training program in Cincinnati. The program includes 2-week courses designed for personnel of State and local health departments and a limited number of participants from other governmental agencies and industry.

An impressive amount of training in radioisotope handling and radiological safety is being sponsored by the Armed Forces, both because of the increased significance of such training in national defense and because of the widespread use of radioisotopes in the Service's medical research and clinical programs.

APPENDIX I

Special Sources of Information on Isotopes

Available From—

I. ISOTOPES DIVISION

U. S. Atomic Energy Commission
Oak Ridge, Tenn.

Forms and Instructions

AEC-313, "Application for Radioisotope Procurement" and Instructions.

AEC-375, "Radioisotope Order Blank" (for Federal Agencies).

AEC-465, "Certificate of Compliance with Federal Food, Drug, and Cosmetic Act."

AEC-100, "Stable Isotope Request."

Films and Illustrations

"Guide to the Training Film Series, 'The Radioisotope'."—Outlines purpose, scope and organization of series and contains a brief synopsis of each film. The individual films are on loan, without charge, at the Central Film Library of the Army Area in which the borrower resides and at the Isotopes Division, Oak Ridge, for isotope users.

"List of Slide Illustrations".—Listing variety of line drawing illustrations on various aspects and uses of isotopes. Available on loan as 8" x 10" prints for reproduction purposes.

II. SUPERINTENDENT OF DOCUMENTS

Government Printing Office
Washington 25, D. C.

"ISOTOPICS—Announcements of the Isotopes Division".—Quarterly bulletin of the Isotopes Division furnishing information on isotope procurement, allocation procedures, distribution policies, and methods for safe handling and disposal of radio-materials. 35 cents per copy or \$1 per volume (calendar year) by subscription.

"Isotopes . . . A Three-Year Summary of U. S. Distribution," August 1949.—Summarizes isotope production and distribution and contains bibliography of over 1,850 references. 45 cents per copy.

"Isotopes . . . A Five-Year Summary of U. S. Distribution," August 1951.—Gives detailed account of all isotope investigations initiated from the beginning of the distribution program in August 1946 through June 30, 1951, indicating institution and department, principal investigator, isotope, purpose for which material was obtained, and status of investigation at date of publication or reference to published report, if any. Report also contains bibliography of 1,400 references (supplementing bibliography in 3-year summary). \$1 per copy.

"Nuclear Science Abstracts".—Covers unclassified and declassified AEC research reports on Nuclear Science, and other material in this field which appears in technical and scientific journals and unpublished research reports of government agencies, universities, and industrial research establishments. 25 cents per copy or subscription at \$6 a year domestic and \$9 foreign.

TID-5098, "Use of Isotopes in Plant and Animal Research".—19 papers from Conference at Kansas State College, June 12, 1952. \$1.25.

"The Contribution of Atomic Energy to Agriculture".—Hearings before the Subcommittee on Research and Development of the Joint Committee on Atomic Energy, Congress of the United States, March 31 and April 1, 1954. 25 cents.

"The Contribution of Atomic Energy to Medicine".—Hearings before the Subcommittee on Research and Development of the Joint Committee on Atomic Energy, Congress of the United States, June 2, 3, and 4, 1954. 55 cents.

National Bureau of Standards Handbooks

Handbook 42, "Safe Handling of Radioactive Isotopes." 15 cents.

Handbook 48, "Control and Removal of Radioactive Contamination in Laboratories." 15 cents.

Handbook 49, "Recommendations for Waste Disposal of Phosphorus 32 and Iodine 131 for Medical Users." 10 cents.

Handbook 51, "Radiological Monitoring Methods and Instruments." 15 cents.

Handbook 52, "Maximum Permissible Amounts of Radioisotopes in the Human Body and Maximum Permissible Concentrations in Air and Water." 20 cents.

Handbook 53, "Recommendations for the Disposal of Carbon 14 Wastes." 15 cents.

Handbook 54, "Protection Against Radiations From Radium, Cobalt 60, and Cesium 137." 25 cents.

Handbook 56, "Safe Handling of Cadavers Containing Radioactive Isotopes." 15 cents.

Handbook 57, "Photographic Dosimetry of X- and Gamma Rays." 15 cents.

Handbook 58, "Radioactive-Waste Disposal in the Ocean." 20 cents.

Handbook 59, "Permissible Dose From External Sources of Ionizing Radiation." 30 cents.

Semiannual Reports of the AEC to Congress

Fourth Semiannual Report, "Recent Scientific and Technical Developments in the Atomic Energy Pro-

- gram of the United States," July 1948. 35 cents (largely on isotopes program).
- Sixth Semiannual Report, "Atomic Energy in the Life Sciences," July 1949. 45 cents.
- Eighth Semiannual Report, "Control of Radiation Hazards in the Atomic Energy Program," July 1950. 50 cents.
- Eleventh Semiannual Report, "Some Applications of Atomic Energy in Plant Science," January 1952. 50 cents.
- Thirteenth Semiannual Report, "Assuring Public Safety in Continental Weapons Test," January 1953. 50 cents.
- Fourteenth Semiannual Report, "Major Activities in the Atomic Energy Programs," January-June 1953. 45 cents.
- Fifteenth Semiannual Report, "Major Activities in the Atomic Energy Programs," July-December 1953. 45 cents.
- Seventeenth Semiannual Report of the Atomic Energy Commission, July-December 1954. 45 cents.

III. OFFICE OF TECHNICAL SERVICES

Department of Commerce,
Washington 25, D. C.

- "Price List of Research Reports for Sale."—Titles and prices of available unclassified and declassified AEC research reports. Free of charge upon request.
- AECU-2226, "Design of Laboratories for Safe Use of Radioisotopes."—By Donald R. Ward. 35 cents.
- AECU-2821, "Air Contamination and Respiratory Protection in Radioisotope Work."—By G. W. Morgan and C. R. Buchanan. 25 cents.
- AECU-2875, "Equipment for Radioisotope Laboratories."—By Oscar M. Bizzell. 25 cents.
- AECU-2967, "Radiation Safety in Industrial Radiography with Radioisotopes."—By P. M. Frazier, C. R. Buchanan, and G. W. Morgan. 25 cents.
- ANL-5111, "Annotated Bibliography in Radiobiology."—Abstracts of 2,153 reports and journal articles on radiation effects, radioelement metabolism, and effects on growth, genetics, and cytology. \$2.10.
- TID-3046, "Utilization of Gross Fission Products."—Bibliography of unclassified report literature. 25 cents.
- TID-3050, "A Bibliography of Selected AEC Reports of Interest to Industry."—Brief abstracts.
- Part 1, Metallurgy and Ceramics. 35 cents.
- Part 2, Chemistry and Chemical Engineering. 45 cents.
- Part 3, Nuclear Technology. 35 cents.
- Part 4, Electronics and Electrical Engineering. 35 cents.
- Part 5, Mechanics and Mechanical Engineering. 25 cents.
- Parts 6 & 7, Construction and Civil Engineering; Mining and Geology. 25 cents.
- Parts 8 & 9, Industrial Management: Health and Safety. 25 cents.
- TID-4550, "Availability of U. S. Atomic Energy Commission Research and Development Reports."—De-

scription of ways reports and other publications are made available to the public. Free of charge upon request.

- TID-5078, "Radioisotope Applications of Industrial Significance."—Extracts the industrial uses from the listing in "Isotopes . . . A Five-Year Summary of U. S. Distribution" above. 30 cents.
- TID-5115, "The Role of Atomic Energy in Agricultural Research."—25 papers from symposium at Oak Ridge, August 25, 1952. \$3.10.

IV. OAK RIDGE NATIONAL LABORATORY

Radioisotope Sales Department
Post Office Box P
Oak Ridge, Tennessee

- "Catalog and Price List of Radioactive and Stable Isotopes."—Gives price, chemical form, purity, specific activity, etc., of radioisotopes; chemical form and degree of enrichment of stable isotopes on loan; special materials and services; ordering and shipping procedures.

V. BROOKHAVEN NATIONAL LABORATORY

Isotopes and Special Materials Group
Upton, Long Island, New York

- "Catalog and Price List of Reactor Irradiation Services and Radioisotopes."—Gives prices, specifications applying to target conveyor, shipping information, and instructions for ordering.

VI. ARGONNE NATIONAL LABORATORY

Special Materials Department
Post Office Box 299
Lemont, Illinois

- "Catalog and Price List of Irradiation Services."—Gives information on availability of the irradiation facilities of ANL's Research Reactor—CP-5, Experimental Breeder Reactor and 60-Inch Cyclotron, and ordering and shipping procedures.

VII. MCGRAW-HILL BOOK COMPANY, INC.

330 W. 42nd Street
New York 36, New York

- National Nuclear Energy Series.—Complete technical record of scientific work carried out in the nation's atomic energy program under the Manhattan Project and continuing with that of the AEC (see TID-4550 above for titles and prices).

VIII. D. VAN NOSTRAND COMPANY, INC.

250 4th Avenue
New York 3, New York

- "Sourcebook on Atomic Energy."—By Samuel Glasstone.—Description of theory, history, development, and uses of atomic energy and radioisotopes. \$2.90.

IX. STANFORD RESEARCH INSTITUTE

Project 361
Stanford, California

- "Industrial Uses of Radioactive Fission Products."—A report to the USAEC. \$1.50.

APPENDIX II

Chronological Outline of Development of Isotopes Distribution Program

1. First public announcement of reactor-produced radioisotopes available under the distribution program appeared in the June 14, 1946 issue of *Science* (served as 1st Radioisotopes Catalog).
2. First reactor-produced radioisotope shipment from Oak Ridge, August 2, 1946.
3. Jurisdiction of program turned over to civilian Atomic Energy Commission, January 1, 1947.
4. Initiation of service irradiations, that is, a service whereby the radioisotope user may submit his own sample for irradiation or neutron bombardment in the nuclear reactor, March 1, 1947.
5. Initiation of program making available the concentrated stable isotopes of Boron 10 (complex), deuterium and deuterium oxide (heavy water), June 1947.
6. First compound labeled with radiocarbon (methyl alcohol) available from the Commission, July 1947.
7. Initiation of a program for international distribution of radioisotopes, September 3, 1947.
8. Formation of an Advisory Committee on Isotope Distribution (to replace interim policy committee set up under the Manhattan Project), January 1, 1948.
9. Initiation of a program for distribution on a loan basis of more than 100 varieties of electromagnetically concentrated isotopes of about 30 elements, January 21, 1948.
10. Publication of regulations by the Interstate Commerce Commission for shipment of radioisotopes by common carrier (rail and truck), January 25, 1948.
11. Opening of first Commission-sponsored training course in radioisotope techniques by Oak Ridge Institute of Nuclear Studies, June 1948.
12. Distribution of tritium (radioactive hydrogen) and stable Helium 3, September 1948.
13. Completion of a nation-wide intercomparison of Iodine 131 radiation analyses conducted by the National Bureau of Standards and Atomic Energy Commission.
14. Availability of stable elemental Boron 10 announced March 28, 1949.
15. Initiation of a program for cyclotron production and distribution of certain long-lived radioisotopes not producible in the nuclear reactor, June 1949.
16. Enactment of regulations by the Civil Aeronautics Board for shipment of radioisotopes by commercial aircraft, July 20, 1949.
17. Completion of new large-scale radioisotope processing facilities at Oak Ridge National Laboratory, March 15, 1950.
18. Announcement of program for returning radioactive wastes to Commission facilities for disposal, October 1950.
19. Initiation of cooperative visitation with state health departments to radioisotope users, December 1950.
20. Announcement that Brookhaven National Laboratory will provide reactor irradiation services and radioisotopes, January 1951.
21. Publication of first issue of the quarterly bulletin, "*Isotopics*—Announcements of the Isotopes Division," April 1951.
22. Expansion of international distribution of radioisotopes to include all reactor-produced radioisotopes (except tritium and Polonium 210) and to authorize the export of these materials for use in scientific research, medical research, industrial research, medical therapy and industrial applications, July 16, 1951.
23. First radioisotope (Iodine 131) accepted by Federal Food and Drug Administration as effective new drug, November 23, 1951; Phosphorus 32 accepted June 30, 1952; and Colloidal Gold 198 accepted October 1, 1954.
24. First film of thirteen-part radioisotope training film series, "The Radioisotope," made available for distribution, January 1952.
25. Announcement of availability of neutron activation analysis service at Oak Ridge National Laboratory, April 1952.
26. Publication of AEC-financed supplement to the *Journal of the American Chemical Society* on labeled-compound synthesis, May 1952.
27. Announcement of availability of facilities for irradiation of large items at Brookhaven National Laboratory, January 1953.
28. Publication in the Federal Register of criteria governing the authorization of AEC supplied radioisotopes for research and development, for human use, and for use under a general authorization. Use of license-exempt quantities of radioisotopes in humans expressly prohibited, December 15, 1953.
29. Publication by USAEC of list of 492 isotope-labeled compounds available from 13 commercial suppliers, the National Bureau of Standards, and Oak Ridge National Laboratory, January 1954.
30. Announcement of standard reactor units of radioisotopes, July 27, 1954.

31. Revision of Federal Radioisotopes Distribution Regulations to cover radioisotopes produced in any publicly or privately owned nuclear reactors located within the United States, its territories, or possessions, July 24, 1954.
32. Stable isotopes made available for export, July 1954.
33. Issuance of Argonne National Laboratory booklet, entitled "Irradiation Services" containing detailed information on services available at ANL's Re-

DEVELOPMENT OF ISOTOPES DISTRIBUTION

- search Reactor CP-5, Experimental Breeder Reactor, and its 60-inch cyclotron, September 1954.
34. Approval of Kilocurie Fission Product Separation Plant to be located at Oak Ridge National Laboratory, October 1954.
35. Announcement of Gamma Irradiation Facilities at National Reactor Testing Station to provide gamma-ray fields of the order of 10 million roentgens per hour, October 1954.

APPENDIX III

Statistics on Isotope Distribution

TABLE—"TOTAL ACTIVITY (Curies) AND SHIPMENTS OF PRINCIPAL ISOTOPES."

TABLE—"GROWTH IN ACTIVITY (Curies) AND SHIPMENTS."

TABLE—"TYPES OF INSTITUTIONS USING ISOTOPES IN THE UNITED STATES."

TABLE—"SHIPMENTS OF ISOTOPES TO COUNTRIES OUTSIDE THE UNITED STATES."

GRAPH—"GROWTH IN CURIES SHIPPED."

MAP—"RADIOISOTOPE USERS BY STATES."

MAP—"INDUSTRIAL FIRMS USING RADIOISOTOPES."

TOTAL ACTIVITY (Curies) AND SHIPMENTS OF PRINCIPAL ISOTOPES¹

ISOTOPE	AUG. 2, 1946-DEC. 31, 1953		JAN. 1, 1954-DEC. 31, 1954		TOTAL TO DEC. 31, 1954	
	Activity (Curies)	Shipments	Activity (Curies)	Shipments	Activity (Curies)	Shipments
Radioactive Isotope:						
Iodine 131.....	2, 026	18, 713	557	5, 023	2, 583	23, 736
Phosphorus 32.....	607	12, 059	153	2, 405	760	14, 464
Carbon 14.....	29	1, 649	5	269	34	1, 918
Sodium 24.....	23	1, 928	9	448	32	2, 376
Gold 198.....	688	1, 570	632	622	1, 320	2, 192
Hydrogen 3.....	346	149	168	94	514	243
Strontium 89, 90.....	138	646	119	130	257	776
Cobalt 60.....	20, 364	811	25, 493	134	45, 857	945
Cesium 137.....	52	411	327	104	379	515
Iridium 192.....	36	32	1, 200	99	1, 236	131
Polonium 210.....	312	56	819	57	1, 131	113
Other.....	379	13, 593	246	3, 200	625	16, 793
Total.....	25, 000	51, 617	29, 728	12, 585	54, 728	64, 202
Stable Isotopes:						
Deuterium Oxide.....		682		152		834
Deuterium.....		1, 052		161		1, 213
Boron 10, 11.....		106		64		170
Helium 3.....		25		10		35
Oxygen 18.....		339		48		387
Electromagnetically Concentrated.....		1, 957		326		2, 283
Argon 38.....		4		1		5
Total.....		4, 165		762		4, 927

¹ Distributed from Oak Ridge National Laboratory to all isotope users.

GROWTH IN ACTIVITY (Curies) AND SHIPMENTS ¹

YEAR	CURIES PER YEAR	SHIPMENTS PER YEAR	TOTAL CURIES	TOTAL SHIPMENTS	YEAR	CURIES PER YEAR	SHIPMENTS PER YEAR	TOTAL CURIES	TOTAL SHIPMENTS
1946	8	281	8	281	1951	4,523	9,475	6,155	28,899
1947	65	1,897	73	2,178	1952	11,244	10,691	17,399	39,590
1948	134	3,618	207	5,796	1953	² 7,601	12,027	25,000	51,617
1949	386	5,633	593	11,429	1954	³ 29,728	12,585	54,728	64,202
1950	1,039	7,995	1,632	19,424					

¹ Distribution from Oak Ridge National Laboratory to all users.² Decrease due to 20% charge for isotopes for cancer.³ Increase due to teletherapy units.

TYPES OF INSTITUTIONS USING ISOTOPES IN THE UNITED STATES

(Showing Number Added Each Year)

YEAR	ISOTOPE	MEDICAL INSTS.	COLLEGES AND UNIVERSITIES	INDUSTRIAL FIRMS	FEDERAL AND STATE LABS	FOUNDATIONS AND INSTITUTES	OTHER	TOTAL
1946	Radioactive	38	22	18	4	4		86
	Stable	2	2	1				5
1947	Radioactive	48	26	17	5	7		103
	Stable	15	39	19	5	3		81
1948	Radioactive	31	21	21	8	5		86
	Stable	9	16	15	2	2		44
1949	Radioactive	27	20	47	15	3		112
	Stable	11	12	9	3	2		37
1950	Radioactive	62	34	103	17	10	1	227
	Stable	9	14	14	5	1	1	44
1951	Radioactive	101	31	165	68	5	2	372
	Stable	6	14	16	6	1		43
1952	Radioactive	138	24	212	40	9	2	425
	Stable	5	13	16	1	1		35
1953	Radioactive	206	20	210	44	4	10	494
	Stable	5	17	22	5	2	2	53
1954	Radioactive	219	14	227	36	6	9	511
	Stable	10	18	16	6	2		52
Total	Radioactive	870	212	1,020	237	53	24	2,416
	Stable	72	145	127	33	14	3	394

SHIPMENTS OF ISOTOPES TO COUNTRIES OUTSIDE THE UNITED STATES

COUNTRY	RADIOISOTOPE		COUNTRY	RADIOISOTOPE	
	TOTAL SEPT. 3, 1947 TO DEC. 31, 1954	STABLE ¹ TOTAL JULY 1, 1954 TO DEC. 31, 1954		TOTAL SEPT. 3, 1947 TO DEC. 31, 1954	STABLE ¹ TOTAL JULY 1, 1954 TO DEC. 31, 1954
Argentina	124		Colombia	8	
Australia	107		Costa Rica ²		
Austria	1		Cuba	235	
Belgian Congo	2		Denmark	223	1
Belgium	145	2	Dominican Republic	1	
Bermuda	16	1	Egypt	2	
Bolivia ²			El Salvador ²		
Brazil	259		England	145	1
British West Africa	1		Finland	14	
Canada	674	6	France	111	8
Chile	99		Germany	24	

See footnotes at end of table

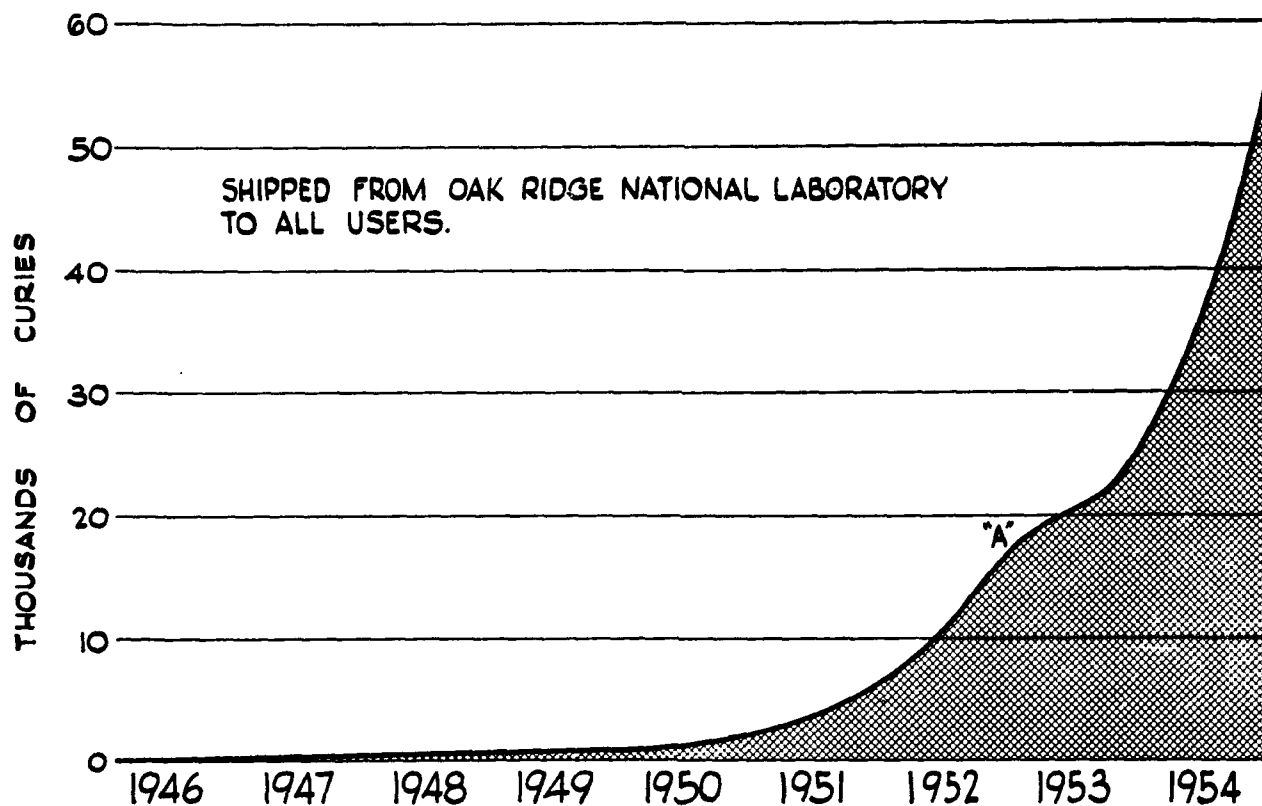
SHIPMENTS OF ISOTOPES TO COUNTRIES OUTSIDE THE UNITED STATES—Continued

COUNTRY	RADIOISOTOPE TOTAL SEPT. 3, 1947 TO DEC. 31, 1954	STABLE ¹ TOTAL JULY 1, 1954 TO DEC. 31, 1954	COUNTRY	RADIOISOTOPE TOTAL SEPT. 3, 1947 TO DEC. 31, 1954	STABLE ¹ TOTAL JULY 1, 1954 TO DEC. 31, 1954
Gold Coast.....	1		Paraguay ²		
Greece.....	1		Peru.....	20	
Guatemala.....	12		Philippines.....	2	
Honduras ²			Portugal.....	5	
Iceland.....	5		Spain.....	9	
India.....	22		Sweden.....	192	
Indonesia.....	3		Switzerland.....	63	1
Ireland.....			Syria ²		
Israel.....	6		Thailand ²		
Italy.....	34	1	Trieste.....	3	
Japan.....	330		Turkey.....	5	
Lebanon.....	6		Union of South Africa.....	29	1
Mexico.....	96		Uruguay.....	10	
Netherlands.....	57		Yugoslavia.....	1	
New Zealand.....	12		Venezuela.....	8	
Norway.....	43				
Pakistan.....	7		TOTAL.....	3, 173	21

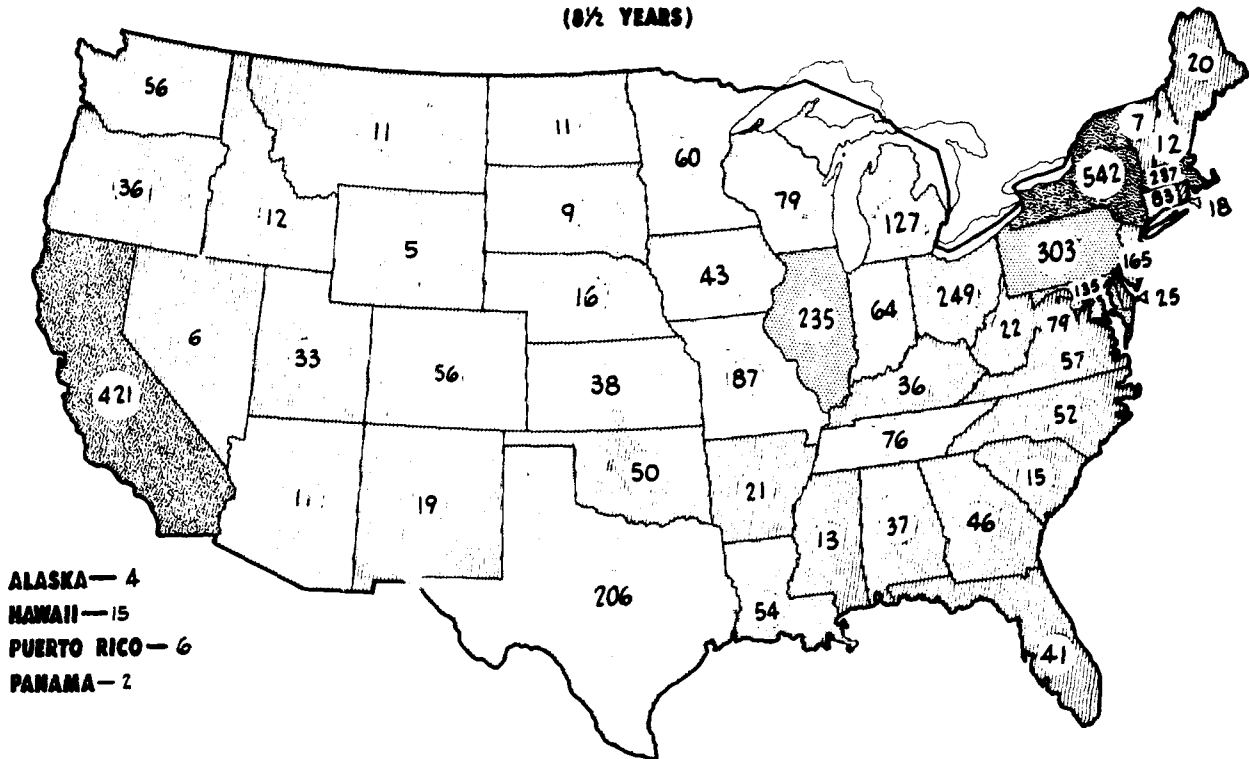
¹ Stable isotopes became available for export July 1, 1954.

² Authorized to receive isotopes; no shipments made.

GROWTH IN CURIES SHIPPED (CUMULATIVE TOTAL)



. DEFLECTION AT "A" DUE TO 20% CHARGE FOR CANCER ISOTOPES
. TOTAL CURIES - 54,728

RADIOISOTOPE USERS* BY STATES**AUGUST 2, 1946 — DECEMBER 31, 1954****(8½ YEARS)**

ALASKA — 4
HAWAII — 15
PUERTO RICO — 6
PANAMA — 2

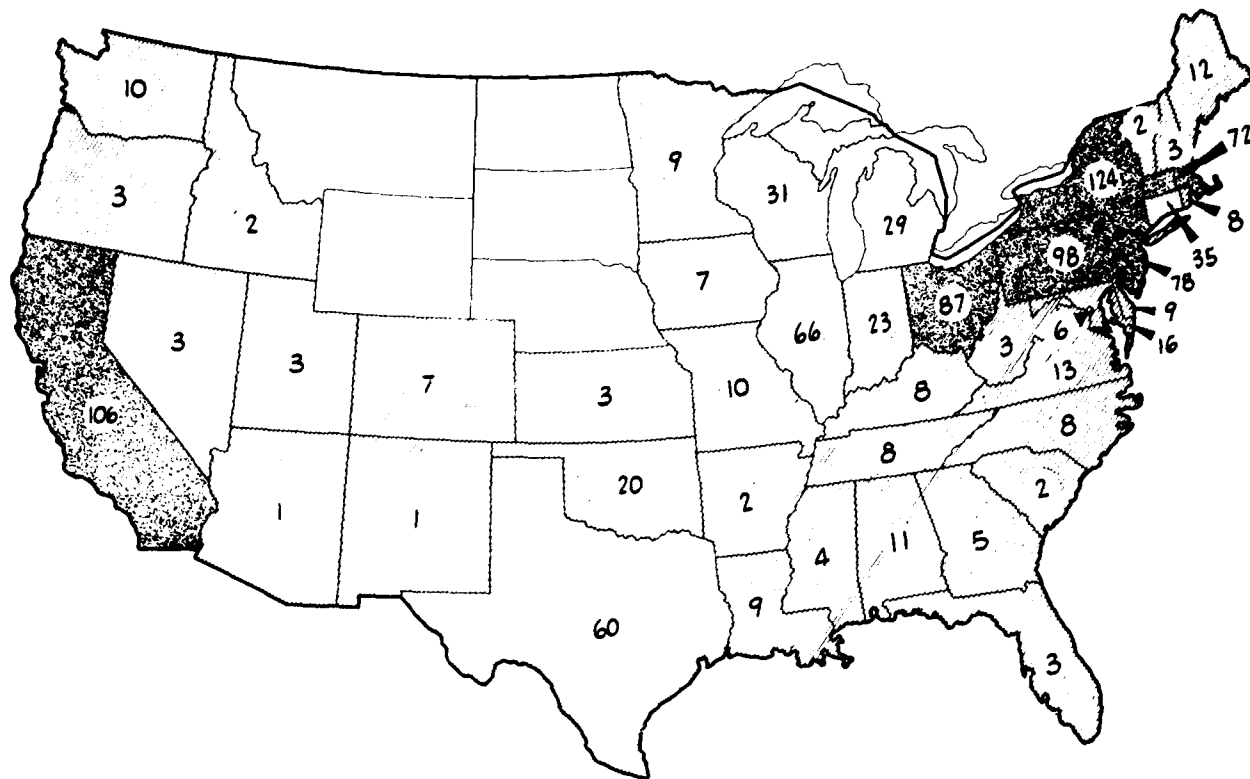
TOTAL NUMBER OF USERS — 4063

*
APPLICANT (INSTITUTION, DEPARTMENT OR INDIVIDUAL)

INDUSTRIAL FIRMS USING RADIOISOTOPES

AUGUST 2, 1946 — DECEMBER 31, 1954

8½ YEARS



TOTAL 1020

APPENDIX IV

Extent of Chief Medical Uses of Radioisotopes

ISOTOPE	USE	NO. OF INSTITUTIONS RECEIVING AEC LICENSES		
		1953	1954	
I-131	Diagnosis	Thyroid function (diagnosis only)	80	80
		Blood volume and circulation	111	151
		Brain tumor	95	104
	Treatment	Liver tumor	15	33
		Cardiac output	6	13
		Hyperthyroidism	291	431
		Cancer	242	295
	Heart disorders	124	230	
P-32	Diagnosis	Blood volume and circulation	37	50
		Tumor detection	39	49
		Polycythemia and leukemia	269	389
	Treatment	Skin cancer	4	10
		Other cancer	87	104
		Intracavitary	38	51
Au-198	Treatment	Intracavitary (including bladder)	131	209
		Prostate	32	45
		Other interstitial injection	43	39
		Intravenous	24	33
		Implants	3	7
Cr-51	Diagnosis	Blood volume	43	90
		Blood cell life	17	64
		Cardiac output	1	3
Co-60	Treatment	Applicators (intracavitary and topical)	37	60
		Implants	18	36
		Teletherapy	28	46
Cs-137	Treatment	Teletherapy	18	18
Sr-90	Treatment	Applicators (ophthalmic and topical)	179	232
		1946-53	1946-54	
Other isotopes	Diagnosis (other than above)	Treatment (other than above)	131	156
		Studies in humans		
		Diagnosis (including any above)	15	17
	Treatment (including any above)			
	Studies in humans			

¹ Three are for same machines as Co-60.

² Special general authorizations, with use unspecified.

NOTE.—Figures for the 2 years should not be added since licenses in 1953 usually appear also in 1954. Figures within a column should not be added since an institution usually is licensed for more than one use.

APPENDIX V

Bibliography

MORE than 7,000 references appear in the following bibliography. These are categorized into 30 fields of work with radioactive and stable isotopes supplied through the United States Atomic Energy Commission. Reference is made only to material which has been published during the 3½ years ending February 1955 or, more specifically, since publication of "Isotopes—A Five-Year Summary of U. S. Distribution."

The bibliography is restricted to open-literature references. Unclassified and declassified reports written by investigators working in Commission laboratories, but not published in the open literature, have not been included. These items are available as project reports at AEC depository libraries. Selected ones are on sale at the Office of Technical Services, Department of Commerce, Washington 25, D. C.

The bibliography is intended as a guide to persons interested in the technical aspects of isotope utilization. Being primarily concerned with isotopes as tools of research, it complements *Nuclear Science Abstracts* which can provide only limited coverage in this area. NSA is a semimonthly journal, published by the AEC, which covers reports and open literature on nuclear science.

The Isotopes Division staff has for the past few years scanned several hundred journals per

month and maintained a card file on isotope uses. Each article is reviewed in sufficient detail to place it in an appropriate category. Although the card file is by no means complete, it served as a beginning for this bibliography.

In order to make the bibliography more complete, isotope users were requested to send lists of their publications. Because of the large number of references submitted, it was impossible to find and examine all the articles themselves. Instead, the title of each article was considered and an effort made to place it in an appropriate category. For this reason, a reference not appearing in the best category for the work actually reported may perhaps be found in a closely allied category.

Some references sent in had to be omitted. In certain cases the reference was not applicable to this coverage; in others the reference did not provide sufficient information to permit finding the article. Unfortunately several lists of references, particularly those from other countries, were received too late to be included.

The bibliography has been appended with an author index and a key to abbreviations used. The abbreviations are those used in the "List of Periodicals Abstracted by Chemical Abstracts."

Reference titles are listed alphabetically, except for additions at the end, within the following categories of isotope use:

Categories of Isotope Uses

References in this bibliography are broken down into the following categories

- | | | |
|--|--|-------------------------------------|
| A Diagnostic Medicine. | K Animal Husbandry. | U Reaction Mechanisms and Kinetics. |
| B Therapeutic Medicine. | L Bacteriology. | V Radiochemistry. |
| C Clinical Research. | M Fertilizer Uptake by Plants. | W Radiation Detection. |
| D Human Physiology. | N Plant Physiology. | X Radiation Physics. |
| E General Medical Research. | O Photosynthesis. | Y Nuclear Properties of Isotopes. |
| F Immunology. | P Radiation Effects on Living Organisms. | Z General Physics. |
| G Metabolite Physiology in Animals. | Q Biochemistry. | AA General Topics. |
| H Non-Metabolite Physiology in Animals. | R Biosynthesis of Labeled Compounds. | BB Isotope Techniques. |
| I Injurious Agent Physiology in Animals. | S Chemical Synthesis of Labeled Compounds. | CC Applied Industrial Use. |
| J General Animal Physiology. | T General Chemistry. | DD Entomology. |

Diagnostic Medicine

- | | | | |
|------|--|------|--|
| A 1 | Absorption and Urinary Excretion of Orally Administered Radioactive Iodinated Human Serum Albumin in Human Beings. W. C. Levin and C. C. Snyder. <i>J. Lab. Clin. Med.</i> 40, 823(1952). | A 11 | The Clinical Use of Sodium Fluorescein and Radioactive Di-iodo-fluorescein in the Localization of Tumors of the Central Nervous System. G. E. Moore, W. T. Peyton, S. W. Hunter, and L. A. French. <i>Minnesota Med.</i> 31, 1073-6(1948). |
| A 2 | Action of Lipotropic Substances in Liver Disease as Measured by Radioactive Phosphorus. D. Cayer and W. E. Cornatzer. <i>J. Am. Med. Assoc.</i> 144, 1566-7(1950). | A 12 | Clinical Value of the Butanol Extractable (Thyroxine) I-131 in the Diagnosis of Hyperthyroidism. I. A. Schultz and L. Zieve. <i>J. Lab. Clin. Med.</i> 42, 949-50(1953). |
| A 3 | Alterations in the Body Potassium Content in Cirrhosis of the Liver. J. K. Aikawa, J. H. Felts, Jr., and G. T. Harrell, Jr. <i>Gastroenterology</i> 24, 437-43(1953). | A 13 | Clinical Value of the Plasma Butanol-Extractable (Thyroxine) I-131 in the Diagnosis of Hyperthyroidism and Myxedema. A. L. Schultz, S. Sandhaus, H. L. Demorest, and L. Zieve. <i>J. Clin. Endocrinol. Metabolism</i> 14, 1062-8(1954). |
| A 4 | Blood Levels of I-131 after Tracer Doses in the Diagnosis of Hyperthyroidism. S. Silver and M. H. Fieber. <i>Proc. Soc. Exptl. Biol. Med.</i> 75, 570-3(1959). | A 14 | A Comparative Study of the Use of Di-iodo-fluorescein and Iodinated Human Serum Albumin for the Diagnosis and Localization of Intracranial Neoplasms. E. T. Yuhl, L. A. Stirrett, and R. L. Libby. <i>Ann. Surg.</i> 137, 184-8(1953). |
| A 5 | Blood Levels after Tracer Doses of Radioactive Iodine in the Diagnosis of Thyroid Disorders. S. Silver, M. H. Fieber, and S. B. Yohalem. <i>Am. J. Med.</i> 13, 725-9(1952). | A 15 | Comparison of a Single G-M Tube Method and a Multitube Method of Assaying I-131 Uptake by the Human Thyroid. M. Perlmutter, S. Weisenfeld, and M. Mufson. <i>J. Clin. Endocrinol.</i> 11, 1012-20(1951). |
| A 6 | Blood Volume in Congenital Cyanotic Heart Disease: Simultaneous Measurements with Evans Blue and Radioactive Phosphorus. H. W. Scott, Jr., S. R. Elliott, II, and R. C. Clay. <i>Bull. Johns Hopkins Hosp.</i> 89, 121-32(1951). | A 16 | A Computational Procedure for the Isotope Method of Brain Tumor Localization. A. Langer and R. Loevinger. <i>Science</i> 117, 247-8(1953). |
| A 7 | Blood Volume Studies with Radio Active Isotopes. B. Koster. <i>Am. J. Med. Technol.</i> 19, 291-7(1953). | A 17 | Detection of Concealed Thyroid Disease by Tracer Technique. L. Reynolds, K. E. Corrigan, and H. S. Hayden. <i>J. Am. Med. Assoc.</i> 151, 368-71(1953). |
| A 8 | Bone Marrow in the Diagnosis and Treatment of Polycythemia Vera. M. Block, L. O. Jacobson, and W. Bethard. <i>Proc. Inst. Med. of Chicago</i> 19, 84-6(1952). | A 18 | The Detection of Intracranial Lesions, Especially Recurrent Tumors, by the Use of Radioactive Isotopes and the Scintillation Counter. M. Ashkenazy. <i>J. Am. Pharm. Assoc. Sci. Ed.</i> 42, 125-6(1953). |
| A 9 | Breast-Cancer Prognosis and Ovarian Cortical Stromal Hyperplasia. R. G. McManus and S. C. Sommers. <i>New Engl. J. Med.</i> 246, 890-2(1952). | A 19 | Detection of Intraocular Tumors with the Use of Radioactive Phosphorus. J. S. Krohmer, C. I. Thomas, J. P. Storassli, and H. L. Friedell. <i>Radiology</i> 61, 916-21(1953). |
| A 10 | Clinical Evaluation of the Hepatic Radioactivity Survey. E. T. Yuhl and L. A. Stirrett. <i>Ann. Surg.</i> 138, 857-62(1953). | | |

- A 20 Detection of Intraocular Tumors by the Use of Radioactive Phosphorus. C. I. Thomas, J. S. Krohmer, J. P. Storaasli, and H. L. Friedell. *Am. J. Ophthalmol.* 38, Part II, 93-100(1954).
- A 21 The Determination of Thyroidal and Renal Plasma I-131 Clearance Rates as a Routine Diagnostic Test of Thyroid Dysfunction. S. A. Berson, R. S. Yalow, J. Sorrentino, and B. Roswit. *J. Clin. Invest.* 31, 141-58(1952).
- A 22 Diagnosis of Equivocal Hypothyroidism, Using Thyrotropic Hormone (TSH). N. G. Schneeb-berg, W. H. Perloff, and L. M. Levy. *J. Clin. Endocrinol. and Metabolism* 14, 223-31(1954).
- A 23 Diagnosis of Hypothyroidism. P. Starr. *J. Clin. Endocrinol. and Metabolism* 13, 1422-7(1953).
- A 24 Diagnosis and Localization of Organic Lesions of the Central Nervous System Using Radioactive Diodofluorescein. L. Davis and S. L. Goldstein. *Radiology* 59, 514-20(1952).
- A 25 The Diagnosis of Morphologic Abnormalities of the Human Thyroid Gland by Means of I-131. F. K. Bauer, W. E. Goodwin, R. L. Libby, and B. Cassen. *Radiology* 61, 935-7(1953).
- A 26 The Diagnosis of Thyroid Disease. D. W. Petit and F. Scharles. *Postgrad. Med.* 12, 545-51(1952).
- A 27 Diagnostic Studies with Radioactive Isotope Tracers. K. E. Corrigan and H. S. Hayden. *Radiology* 59, 1-18(1952).
- A 28 Diagnostic Techniques with Radioiodine. S. C. Werner. *Med. Ann. Dist. Columbia* 22, 12-6(1953).
- A 29 Diagnostic Use of Radioactive Iodine: Report of 1,000 Cases. E. C. Albright. *J. Lab. Clin. Med.* 40, 776(1952).
- A 30 Diagnostic Use of Radioactive Isotopes. L. Reynolds, K. E. Corrigan, and H. S. Hayden. *Am. J. Roentgenol. Radium Therapy Nuclear Med.* 68, 421-34(1952).
- A 31 Diagnostic Use of Radioisotopes in a General Hospital. R. W. Emerick, L. E. Holly, A. H. Joistad, Jr., and K. E. Corrigan. *J. Am. Med. Assoc.* 154, 493-5(1954).
- A 32 The Distribution of Administered Radioactive Rubidium (Rb86) in Normal and Neoplastic Tissues of Mice and Humans. A. Zipser and A. S. Freedberg. *Cancer Research* 12, 867-70(1952).
- A 33 Distribution of Radioactive Phosphorus in Ocular Tissue. E. B. Dunphy and B. Selverstone. *Am. J. Ophthalmol.* 34, 1603(1951).
- A 34 Evaluation of the Conversion of Radioactive Inorganic Iodine to Protein-Bound Iodine as a Diagnostic Aid in Thyroid Dysfunction. W. N. Harsha. *J. Clin. Endocrinol.* 11, 1524-34(1951).
- A 35 Evaluation of Diagnostic Methods in Diseases of Thyroid Function, with Particular Reference to Radioiodine Tracer Tests. B. Roswit, J. A. Rosenkrantz, J. Sorrentino, R. Yalow, and I. Berlin. *Am. J. Med. Sci.* 223, 229-38(1952).
- A 36 Evaluation of Radioactive Isotopes as an Ad-junct to Surgical Diagnosis and Therapy. M. M. Copeland. *J. Bone Joint Surg.* 33-A, 1021-30(1951).
- A 37 Evaluation of the Radioactive Mapping Technic in the Surgery of Brain Tumors. B. Selverstone and J. C. White. *Ann. Surg.* 134, 387-95(1951).
- A 38 Evaluation of the Radiocardiogram in Heart Failure. R. A. Shipley and R. E. Clark. *J. Lab. Clin. Med.* 40, 943-4(1952).
- A 39 An Evaluation of the Radioiodine Concentration Test in the Study of Thyroid Disease. N. G. Schneeb-berg, W. H. Perloff, and W. Serber. *Radiology* 56, 869-75(1951).
- A 40 An Evaluation of the Technic and Results of the Radioactive Di-iodofluorescein Test for the Localization of Intracranial Lesions. M. Ash-kenazy, L. Davis, and J. Martin. *J. Neurosurg.* 8, 300-14(1951).
- A 41 Evaluation of a Thyroid Panel Practical Appli-cation of Scintillation Counter in Diagnosis of Diseases of the Thyroid. T. F. Barrett, H. Peck, F. K. Bauer, R. L. Libby, and S. R. Jarrett. *J. Am. Med. Assoc.* 152, 1414-7(1953).
- A 42 Experience with the Conversion Ratio as a Measure of Thyroid Activity. K. F. Balls, J. M. Phillips, and J. D. Hardy. *Am. J. Med. Sci.* 221, 231-2(1951).
- A 43 Experiences with the Moore Technique of Localization of Cerebral Tumors with Radio-active Substances. E. B. Schlesinger. *Surg. Forum, Proc. Forum Sessions, 36th Clin. Congr., Am. Coll. Surgeons, Philadelphia, W. B. Saunders Co.,* 368-71(1951).
- A 44 Experimental Location of Myocardial Infarction Using Radioisotopes. W. K. Yates. *U. S. Armed Forces Med. J.* 3, 1597-602(1952).
- A 45 Failures, Flops and False Localizations in Tracer Technic. K. E. Corrigan and H. S. Hayden. *Radiology* 60, 870-84(1953).
- A 46 The Hepatic Radioactivity Survey. L. A. Stir-rett, E. T. Yuhl, and R. L. Libby. *Radiology* 61, 930-4(1953).
- A 47 Hypothyroidism Due to Thyrotropin Deficiency without Other Manifestations of Hypopituitarism. C. R. Shuman. *J. Clin. Endocrinol. Metabolism* 13, 795-800(1953).
- A 48 Inhibition of a cervical Thyroid Gland by a Functioning Struma Ovarii. M. Perlmutter and M. Mufson. *J. Clin. Endocrinol.* 11, 621-9(1951).
- A 49 Instrumentation for Thyroid Measurement. G. L. Brownell and J. B. Stanbury. *J. Clin. Endocrinol. Metabolism* 13, 210-20(1953).
- A 50 The Iodine-Deficient Human Thyroid Gland, A Preliminary Report. J. B. Stanbury, G. L. Brownell, D. S. Riggs, H. Perinetti, E. Del Castillo and J. Itoiz. *J. Clin. Endocrinol. Metabolism* 12, 191-207(1952).
- A 51 Isotope Encephalometry: External Localization Techniques for the Diagnosis of Brain Tumors.

- G. E. Moore. *J. Am. Pharm. Assoc., Sci. Ed.* 62, 126-9(1953).
- A 52 Interference with Radioactive Iodine Uptake Test. G. L. Jackson. *J. Am. Med. Assoc.* 156, 787(1954).
- A 53 Laboratory Aids In The Diagnosis of Thyroid Disorders. M. L. Mitchell. *Bull. New Engl. Med. Center* 16, 86-9(1954).
- A 54 The Laboratory Diagnosis of Extra-Thyroidal Hypermetabolism. C. V. Meckstroth, R. L. Rapport, G. M. Curtis and S. J. Simcox. *J. Clin. Endocrinol. Metabolism* 12, 1373-9(1952).
- A 55 The Laboratory Diagnosis of Hyperthyroidism: A Practical Analysis of Current Methods, with Presentation of Illustrative Cases. J. D. Hardy and C. Riegel. *Am. J. Med. Sci.* 221, 359-63 (1951).
- A 56 Laboratory Procedures in the Diagnosis of Hyperthyroidism. S. C. Werner. *Postgraduate Med.* 8, 511-3(1950).
- A 57 Lingual Thyroid; the Use of Radioactive Iodine in Diagnosis. J. R. Timmons and J. M. Timmons. *Ann. Surg.* 133, 90-4(1951).
- A 58 Lingual Thyroid: With Report of a Case. H. J. Dietrich and L. A. Schall. *Ann. Otol. Rhinol. Laryngol.* 61, 395-9(1952).
- A 59 Localization of Brain Tumors by Means of Radioactive Phosphorus. B. Selverstone, A. K. Solomon, and W. H. Sweet. *J. Am. Med. Assoc.* 140, 227(1949).
- A 60 Localization of Brain Lesions by Means of RISA. J. G. Rushton, H. J. Svien, and E. J. Baldes. *Proc. Staff Meetings Mayo Clinic* 29, 478-85(1954).
- A 61 Localization of Brain Tumors and Other Intracranial Lesions with Radioactive Iodinated Human Serum Albumin. H. S. Dunbar and B. S. Ray. *Surg. Gynecol. Obstet.* 98, 433-6 (1954).
- A 62 Localization of Brain Tumors with Positron Emitters. G. L. Brownell and W. H. Sweet. *Nucleonics* 11, No. 11, 40-5(1953).
- A 63 Localization of Brain Tumors with Radioiodide 131. S. N. Chou, G. E. Moore, and J. F. Marvin. *Science* 115, 119-20(1952).
- A 64 Localization of Intracranial Lesions by Radioactive Isotopes. W. T. Peyton, G. E. Moore, L. A. French, and S. N. Chou. *J. Neurosurg.* 9, 432-42(1952).
- A 65 Localization of Intracranial Neoplasms with Radioactive Diiodofluorescein. R. D. Woolsey and G. E. Thoma. *J. Missouri State Med. Assoc.*, 885-9 December (1950).
- A 66 Localization of Intracranial Neoplasms with Radioactive Diiodofluorescein. R. D. Woolsey, G. E. Thoma, and R. E. Mack. *Southern Med. J.* 45, 789-92(1952).
- A 67 Localization of Intracranial Neoplasms with Radioactive Isotopes. W. B. Seaman, M. M. Ter-Pogossian, and H. G. Schwartz. *Radiology* 62, 30-6(1954).
- A 68 Localization of Radioactivity in Regional Lymph Nodes. H. F. Berg, W. M. Christophersen, A. M. Isaacs, and J. R. Bryant. *Arch. Surg.* 67, 228-43(1953).
- A 69 Mapping Cerebral Tumors. B. Selverstone and C. Robinson. *J. Am. Med. Assoc.* 153, 21-3 (1953).
- A 70 Measurement of Thyroxin Synthesis with I-131. A Test for Evaluation of Thyroid Function in Equivocal States. M. E. Morton. *Calif. Med.* 78, 277-9(1953).
- A 71 Measurements of Absolute Radioiodine Uptake in the Assessment of Human Thyroid Activity. C. P. Haigh, M. Reiss, and J. M. Reiss. *J. Endocrinol.* 10, 273-83(1954).
- A 72 Measurements of the Disappearance of Radioactive Tagged Albumin from Serum and the Excretion of I-131 in the Urine of Patients with Cirrhosis. M. P. Tyor, J. K. Aikawa, and D. Cayer. *Gastroenterology* 21, 79-89(1952).
- A 73 A method for the Determination of Small Doses of I-131 in the Urine. W. E. Goodwin and W. D. Harris. *J. Lab. Clin. Med.* 38, 470-3 (1951).
- A 74 A Method Using I-131 for the Determination of Abnormal Thyroid Morphology. W. E. Goodwin, F. K. Bauer, T. F. Barrett, and B. Cassen. *Am. J. Roentgenol. Radium Therapy Nuclear Med.* 68, 963-70(1952).
- A 75 A Modified Radioiodine Test for Thyroid Function. H. M. Nitowsky and T. T. Puck. *J. Lab. Clin. Med.* 39, 824-36(1952).
- A 76 Myelography by Means of I-131 The Myeloscintigram. F. K. Bauer and E. T. Yuhl. *Neurology* 3, 341-6(1953).
- A 77 A New Technic for the Determination of Gallbladder Function. E. T. Yuhl and L. A. Stirrett. *Western J. Surg. Obstet. Gynecol.* 62, 490-2(1954).
- A 78 A New Technique for the Diagnosis of Carcinoma Metastatic to the Liver; a Preliminary Report. L. A. Stirrett, E. T. Yuhl, and R. L. Libby. *Surg. Gynecol. Obstet.* 96, 210-4(1953).
- A 79 Nonutilization of Radioactive Iodinated Uracil, Uridine, and Orotic Acid by Animal Tissues *in Vivo*. W. H. Prusoff, W. L. Holmes, and A. D. Welch. *Cancer Research* 13, 221-5(1953).
- A 80 Plasma Radioactive Iron Turnover in Acute Viral Hepatitis. R. E. Peterson. *Proc. Soc. Exptl. Biol. Med.* 84, 47-50(1953).
- A 81 The Present Status of the Diagnosis and Treatment of Thyrocardiac Disease. C. K. Friedberg. *Connecticut State Med. J.* 16, 164-70(1952).
- A 82 Present Status of Radioactive Isotopes in Diagnosis and Treatment of Brain Tumors. R. D. Woolsey. *Mississippi Valley Med. J.* 74, 159-61(1952).
- A 83 Q Factor in Cancer. A. F. Reid, R. C. Gilmore, Jr., and M. C. Robbins. *J. Am. Med. Assoc.* 153, 26(1953).

- A 84 Quantitative Evaluation of Radiocardiogram. R. A. Shipley, R. E. Clark, D. Liebowitz, and J. Krohmer. *Federation Proc.* 12, 131(1953).
- A 85 Radioactive Diiodofluorescein in Diagnosis and Localization of Central Nervous System Tumors. L. Davis, J. Martin, M. Ashkenazy, G. V. LeRoy, and T. Fields. *J. Am. Med. Assoc.* 144, 1424-32(1950).
- A 86 Radioactive Iodinated Human Serum Albumin as Tracer Agent for Diagnosing and Localizing Intracranial Lesions. S. N. Chou, J. B. Aust, G. E. Moore, and W. T. Peyton. *Proc. Soc. Exptl. Biol. Med.* 77, 193-5(1951).
- A 87 Radioactive Iodine. The Diagnosis of Thyroid Diseases with Some Remarks on the Health Hazard. O. E. Skang. *Scand. J. Clin. Lab. Invest.* 4, 321-6(1952).
- A 88 Radioactive Iodine 131 in the Differential Diagnosis of Thyroid Disorders. S. B. Nadler, T. Bloch, J. Hidalgo, and R. Nieset. *New Orleans Med. Surg. J.* 104, 177-81(1951).
- A 89 Radioactive Iodine Studies Following Hemithyroidectomy for Carcinoma of the Thyroid. A Possible Aid in the Diagnosis of Early Metastases. A Case Report. K. R. Crispell. *Virginia Med. Monthly* 77, 652-4(1950).
- A 90 Radioactive Isotopes in Localization of Intracranial Lesions; A Survey of Various Types of Isotopes and "Tagged Compounds" Useful in the Diagnosis and Localization in Intracranial Lesions with Special Reference to the Use of Radioactive Iodine-Tagged Human Serum Albumin. S. N. Chou, J. B. Aust, W. T. Peyton, and G. E. Moore. *Arch. Surg.* 63, 554-60(1951).
- A 91 Radioactive Measurement of Proteolytic Activity. G. L. Nardi. *Science* 118, 299-300(1953).
- A 92 Radioactive Phosphorus as a Diagnostic Aid in Ophthalmology. J. W. Bettman and V. Fellows. *Arch. Ophthalmol.* 51, 171-9(1954).
- A 93 Radioactive Phosphorus Studies in the Diagnosis of Ocular Tumors (A Preliminary Report). A. E. Town. *West Va. Med. J.* 48, 356-9(1952).
- A 94 Radioactive Sodium Chromate for the Study of Survival of Red Blood Cells II. The Rate of Hemolysis in Certain Hematologic Disorders. I. M. Weinstein and G. V. LeRoy. *J. Lab. Clin. Med.* 42, 368-76(1953).
- A 95 Radioactive Sodium Clearance as A Measurement of Efficacy of Sympathectomy in Peripheral Arterial Insufficiency. J. J. Reinhard, Jr., and E. Dituri. *Ann. Surg.* 140, 67-74(1954).
- A 96 Radiochromium-Labeled Erythrocytes for the Detection of Gastrointestinal Hemorrhage. C. A. Owen, Jr., J. L. Bollman, and J. H. Grindlay. *J. Lab. Clin. Med.* 44, 238-45(1954).
- A 97 Radioiodine in the Diagnosis of Thyroid Disorders. F. K. Bauer, W. E. Goodwin, and R. L. Libby. *Med. Clin. N. Amer.* (July), 981-9(1952).
- A 98 Radioiodine Tracer and Biopsy in the Diagnosis and Treatment of Hyperthyroidism. C. F. Baumeister. *Arch. Surg.* 67, 80-91(1953).
- A 99 The Radioiodine-Accumulating Function of the Human Thyroid Gland as a Diagnostic Test in Clinical Medicine. F. R. Keating, S. F. Haines, M. H. Power, and M. M. D. Williams. *J. Clin. Endocrinol.* 10, 1425-64(1950).
- A 100 A Rapid Simple Clinical Radioactive Method for Evaluating Thyroid Function. W. A. Reilly. *J. Clin. Endocrinol. Metabolism* 14, 770-1(1954).
- A 101 The Rate of Formation of Nondiffusible (Organic) Fraction of I-131 in Plasma Correlated with Apparent Thyroid State. W. E. White. *J. Lab. Clin. Med.* 41, 516-20(1953).
- A 102 Results of Radioactive Isotope Encephalography in Patients with Verified Intracranial Tumors, L. Davis and T. Craigmile. *J. Neurosurg.* 11, 262-7(1954).
- A 103 Scintigrams of the Thyroid Gland. The Diagnosis of Morphologic Abnormalities with I-131. F. K. Bauer, W. E. Goodwin, T. F. Barrett, R. L. Libby, and B. Cassen. *Calif. Med.* 77, 380-2(1952).
- A 104 The Scintillation Counter as an Instrument for *in Vivo* Determination of Thyroid Weight. H. C. Allen, Jr., and W. E. Goodwin. *Radiology* 58, 68-79(1952).
- A 105 Scintillation Equipment for Use in the Detection of Radioactivity in the Localization of Intracranial Lesions. J. F. Nechaj and C. Moses. *J. Lab. Clin. Med.* 39, 815-7(1952).
- A 106 Scintiscanning the Entire Body for Radioiodine. K. W. Taber. *Mississippi Valley Med. J.* 75, 188-91(1953).
- A 107 Serial Observations of I-131 Levels in the Plasma as an Aid to the Diagnosis of Hypothyroidism. H. Rollman, D. W. Petit, and P. Starr. *J. Lab. Clin. Med.* 39, 697-703(1952).
- A 108 Serum Concentrations of Radioiodine in Diagnostic Tracer Studies. M. C. Barry and A. E. Pugh. *J. Clin. Endocrinol. Metabolism* 13, 980-8(1953).
- A 109 A Simplified Technique for the Diagnosis of Hyperthyroidism, Utilizing the One-Hour Uptake of Orally Administered I-131. K. R. Crispell, W. Parson, and P. Sprinkle. *J. Clin. Endocrinol. Metabolism* 13, 221-4(1953).
- A 110 Status of the Conversion Ratio as a Measure of Thyroid Activity. K. F. Balls, J. M. Phillips, and J. D. Hardy. *Federation Proc.* 10(1951).
- A 111 Studies of Radiogallium as a Diagnostic Agent in Bone Tumors. W. C. Mulry and H. C. Dudley. *J. Lab. Clin. Med.* 37, 239-52(1951).
- A 112 Study of Revascularization of Blood Vessel Grafts by Means of Radioactive Phosphorus. C. L. Kiehn, J. Benson, D. M. Glover, and M. Berg. *Arch. Surg.* 65, 477-86(1952).

- A 113 Successful Treatment of A Case of Cushing's Syndrome by Electro-Coagulation of the Hypophysis. B. Arner, R. Luft, H. Olivecrona, and B. Sjogren. *J. Clin. Endocrinol. Metabolism* 13, 1101-8(1953).
- A 114 The Tracer Dose of Radioactive Iodine in the Diagnosis of Thyroid Disease. L. Seed, B. Jaffe, and C. Baumeister. *J. Clin. Endocrinol.* 11, 1143-56(1951).
- A 115 Tracer Studies with Radioactive Phosphorus (P-32) on the Absorption of Cerebrospinal Fluid and the Problem of Hydrocephalus. J. E. Adams. *J. Neurosurg.* 8, 279-88(1951).
- A 116 The Uptake of Radioactive Phosphorus by Intraocular Neoplasms. E. B. Dunphy, K. K. Dreisler, J. B. Cadigan, and W. Sweet. *Am. J. Ophthalmol.* 37, 45-54(1954).
- A 117 Use of I-131-Labeled Protein in the Diagnosis of Pancreatic Insufficiency. A. B. Chinn, P. S. Lavik, R. M. Stitt, and G. W. Buckaloo. *New Engl. J. Med.* 247, 877-80(1952).
- A 118 The Use of Radioactive Iodine in the Assessment of Thyroid Function. J. F. Goodwin, A. G. Macgregor, H. Miller, and E. J. Wayne. *Quart. J. Med.* 20, 353(1951).
- A 119 The Use of Radioactive Iodine in the Detection of Thyroid Dysfunction. W. W. Drummy, Jr. *New Engl. J. Med.* 249, 970-3(1953).
- A 120 Use of Radioactive Phosphorus in Detection of Intraocular Neoplasms. I. J. Eisenberg, I. H. Leopold, and D. Sklaroff. *Arch. Ophthalmol.* 51, 633-41(1954).
- A 121 The Use of Radioactive Phosphorus in the Detection of Intraocular Tumors. R. J. Kennedy, O. Glasser, and P. Kazdan. *Cleveland Clinic Quart.* 21, 133-40(1954).
- A 122 The Use of Radioactive Phosphorus in the Diagnosis of Avascular Necrosis of the Femoral Head. F. R. Tucker. *J. Bone and Joint Surg.* 32-B, 100-7(1950).
- A 123 The Use of Radioisotopes for the Localization of Brain Tumors. F. R. Wrenn, Jr., and M. L. Good. *N. Carolina Med. J.* 13, 231-6(1952).
- A 124 Use of Radioactive Tracer Material in the Differential Diagnosis of Experimental Jaundice. W. W. Carroll, A. S. Biddle, and J. A. D. Cooper. *Quart. Bull. Northwestern Univ. Med. School, Chicago* 25, 13(1951).
- A 125 The Uses of Nuclear Disintegration in the Diagnosis and Treatment of Brain Tumor. W. H. Sweet. *New Engl. J. Med.* 245, 875-8(1951).
- A 126 The Value of the Measurements of Thyroid Uptake and Urinary Excretion of I-131 in Assessing Thyroid Function of Normal and Congenitally Hypothyroid Children. W. A. Reilly and D. I. Bayer. *J. Pediat.* 40, 714-21(1952).
- A 127 The Value of Serial Studies of Cerebrovascular Permeability with Radioactive Iodinated Serum Albumin and the Scintillation Counter, Particularly in the Detection of Neurosurgical Lesions. M. Ashkenazy and J. W. Crawley. *Am. Surgeon* 19, 155-64(1953).
- A 128 The Value of Thyrotropin in the Diagnosis of Obscure Hypothyroidism. R. P. Levy, W. G. Palmer, and W. McK. Jefferies. *J. Lab. Clin. Med.* 40, 823(1952).
- A 129 Visual Delineation of Thyroid Glands *in Vivo*. F. K. Bauer, W. E. Goodwin, R. L. Libby, and B. Cassen. *J. Lab. Clin. Med.* 39, 153-8(1952).
- A 130 Analysis of Radiocardiogram in Heart Failure. R. A. Shipley, R. E. Clark, D. Liebowitz, and J. S. Krohmer. *Circulation Research* 1, No. 5(1953).
- A 131 Application of I-131 to the Diagnosis and Treatment of Carcinoma of the Thyroid Gland. L. V. dos Remedios. *Kaiser Foundation Med. Bull.* 2, No. 1 and 2, 25(1954).
- A 132 The Blood Volume in Congestive Heart Failure. J. F. Ross, R. B. Chodos, W. H. Baker, and E. D. Fries. *Trans. Assoc. Am. Physicians* 65, 75(1952).
- A 133 Blood Volume Determinations in Man—Advantages of Radioactive Iodinated Human Serum Albumin Method. H. D. Strauss, S. V. Geyer, and D. Berkowitz. *Proc. Penna. Acad. Sci.* 28, 197-204(1954).
- A 134 The Clinical Use of Radioactive Di-Iodo-Fluorescein in the Diagnosis and Localization of Organic Lesions of the Central Nervous System. L. Davis, J. Martin, M. Ashkenazy, G. V. LeRoy, and T. Fields. *Surg. Forum, Am. Coll. Surgeons* 357-62(1950).
- A 135 Detection of Metastatic Tumor Cells by Intra-peritoneal Inoculation of Organ Brei from Tumor-Bearing Mice. H. Goldie, B. R. Jeffries, A. M. Jones, and M. Walker. *Cancer Research* 13, 566-72(1953).
- A 136 Determination of Thyroidal Plasma Iodide Clearance as a Routine Diagnostic Test of Thyroid Function. S. A. Berson, R. S. Yalow, J. Sorrentino, and B. Roswit. *Bull. N. Y. Acad. Med.* 27, 395(1951).
- A 137 The Diagnostic Use of I-131. E. M. Hanbury, Jr., J. Heslin, L. G. Stang, Jr., W. D. Tucker, and J. E. Rall. *J. Clin. Endocrinol. Metabolism* 14, 1530-8(1954).
- A 138 Diagnostisk bruk av Radiaktivt Jod. R. B. Engelstad. *Tidsskr. Norske Laegeforen.* No. 7, 224-5(1950).
- A 139 Dosimetric Consideration in Determining Hematopoietic Damage from Radioactive Iodine. J. E. Rall, C. G. Foster, J. Robbins, R. Lazerson, L. E. Farr, and R. W. Rawson. *Trans. Am. Goiter Assoc.*, 290-304(1952).
- A 140 Eksogent og endogent kolesterol. Undersøkelser over absorpsjon, deponering og syntese av kolesterol hos rotter. A. Pihl. *Akademisk Trykningssentral, Blindern Oslo*, 107(1954).
- A 141 Histopathologic Basis for the Diagnosis of Polycythemia Vera in Anemia Patients and for Combined Treatment with Transfusions, Radio-

- phosphorus, and Intravenous Iron (Except in the Burnt-Out Leukemoid Stage). M. Block, W. Bethard, and L. O. Jacobson. *Abstracts Proc. Central Soc. Clin. Research, 27th Ann. Meeting, J. Lab. Clin. Med.* 44, 771(1954).
- A 142 Indicaciones del Radiofosforo. B. J. Duffy, Jr. *Sinopsis Medica Intern.* 3, No. 4, 11-3(1954).
- A 143 Les Isotopes Radioactifs dans la Localisation des Tumeurs Cerebrales. B. Selverstone. *La Presse Medicale* 59, 1093-4(1951).
- A 144 Measurement of Total Body Exchangeable Potassium and Erythrocyte Potassium in Nephrotic Children. D. Gribetz, L. Corsa, C. D. Cook, H. G. Keitel, and N. B. Talbot. *J. Clin. Invest.* 33, 680(1954).
- A 145 A method for Increasing the Accuracy of the Thyroidal Radioiodine Uptake as a Test for Thyroid Function by the Use of Thyroid Medication. M. A. Greer and G. E. Smith. *J. Clin. Endocrinol. Metabolism* 13, 855(1953).
- A 146 The Physiologic Evaluation and Management of Chronic Bone Marrow Failures. V. Loeb, Jr., C. V. Moore and R. Dubach. *Am. J. Med.* 15, 499(1953).
- A 147 The Radioactive Di-Iodo-Fluorescein Test for the Localization of Intracranial Lesions. L. Davis. *Ann. Roy. Coll. Surg. of Eng.* 9, 349-65(1951).
- A 148 Radioactive Isotopes as Aids in Medical Diagnosis. E. H. Quimby. *New Engl. J. Med.* 252, 1(1955).
- A 149 Radioactive Isotopes in Clinical Diagnosis. E. H. Quimby. *Advances in Biol. and Med. Phys.* 2 (1951).
- A 150 Radioactive Phosphorus in the Management of Brain Tumors. R. W. Garrity and L. W. Matthews. *Neurology* 5, 929(1954).
- A 151 A Simplified I-131 Diagnostic Test for Thyroid Function. E. M. Lasche, N. G. Schneeberg, W. H. Perloff, W. Serber, T. E. Sopp, and L. Stanton. *Phila. Gen. Hosp.* 1, 13-6(1950).
- A 152 Simplified Sensitive Test for Thyroid Function, Using Protein-bound I-131. L. van Middlesworth, C. E. Nurnberger, and A. Lipscomb. *J. Clin. Endocrinol. Metabolism* 14, 1056-61(1954).
- A 153 The Turnover of Liver and Plasma Phospholipides of Phlorizinized Dogs. N. R. DiLuzio and D. B. Zilversmit. *Am. J. Physiol.* 170, 472(1952).
- A 154 Use of Radioactive Phosphorus to Determine Volume of Blood Replaced in Replacement Transfusion. R. J. Soberman, J. R. Kregans, and R. P. Keating. *Proc. Soc. Exptl. Biol. Med.* 73, 87-9(1950).
- A 155 The Use of Radioactive Phosphorus (P-32) in Determining the Blood Supply to the Head of the Femur. H. B. Boyd, D. B. Zilversmit, and R. A. Calandruccio. *Proc. 5th Intern. Congr. Orthopedic Surgery, 1951*, 536(1953).
- A 156 The Use of Thyrotropic Hormone in the Diagnosis of Myxedema. W. H. Perloff, L. M. Levy, and A. Despopoulos. *J. Clin. Endocrinol. Metabolism* 11, 1495-502(1951).
- A 157 The Value of Blood Volume Determinations in the Study of Patients Undergoing Surgery for Rheumatic Heart Disease. W. Likoff, D. Berkowitz, S. V. Geyer, H. Strauss, and A. Reale. *Am. Heart J.* 49, 1-8(1955).
- A 158 A Case of Struma Ciliaria. G. Fisher, D. Epstein, and K. E. Paschkis. *J. Clin. Endocrinol.* 12, 1100-2(1952).
- A 159 Clinical Applications of Hepatic Radioactivity Surveys. L. A. Stirrett, E. T. Yuhl, and B. Cassen. *Am. J. Gastroentol.* 21, 310-7(1954).
- A 160 New Method for Determination of Gall-Bladder Function. L. A. Stirrett and E. T. Yuhl. *Arch. Surg.* 68, 417-21(1954).
- A 161 The Diagnosis of Hepatic Neoplasms. L. A. Stirrett and R. L. Libby. *Clin. Research Proc.* 1, 37(1953).
- A 162 An Improved Method for the Bioassay of Thyrotropic Hormones. F. S. Greenspan, J. P. Kriss, and L. A. Mosen. *Am. J. Med.* 10, 106(1954).
- A 163 Iodine Metabolism in Thyroid Diagnosis. B. A. Burrows. *Boston Med. Quart.* 4, No. 3(1953).
- A 164 Radiology and Radioactivity. R. R. Newell. *Ann. Rev. Med.*, 317-38(1950).
- A 156 Use of Radioactive Isotopes in Diagnostic Studies of Malignancy. G. E. Moore. *Proc. Second Natl. Cancer Conf.*, 1607-13(1952).
- A 166 The Use of Scintigraphy for the Diagnosis of Liver and Gall Bladder Diseases. E. T. Yuhl and L. A. Stirrett. *Clin. Research Proc.* 2, 23(1954).
- A 167 Value of Blood Volume Determinations in Gastrointestinal Disease. R. M. Zollinger, E. H. Ellison, C. I. Britt, and N. Cedars. *Arch. Surg.*, June(1953).
- A 168 Diagnosis of Breast Cancer with P-32. K. L. Bhattacharjya, R. Dutt Chowdhury, A. Bose, and N. N. Das Gupta. *J. Indian Med. Assoc.* 22, 393(1953).
- A 169 Study of Thyroid Function with Radioactive Iodine I-131. K. P. Chakraborty, A. Bose, K. L. Bhattacharjya, and N. N. Das Gupta. *J. Endocrinol.* 10, No. 4(1954).

Therapeutic Medicine

- B 1 Acne and Gynecomastia Following I-131 Therapy for Hyperthyroidism. F. K. Bauer and W. E. Goodwin. *J. Clin. Endocrinol.* 11, 1574-6(1951).
- B 2 Analysis of Radioiodine Therapy of Metastatic Tumors of the Thyroid Gland in Man. S. H. Wollman. *J. Natl. Cancer Inst.* 13, 815-25(1953).

- B 3 Anticancer Drugs and Hormones as Adjuvants to the Radiation Therapy of Cancer. J. R. Andrews and I. E. Shafer, Jr. *N. Carolina Med. J.* 14, 413-20(1953).
- B 4 Apparatus for Administration of Colloidal Gold 198. D. L. Tabern, G. I. Gleason, and R. G. Leitner. *Nucleonics*, 10, No. 2, 63(1952).
- B 5 The Application of Radioactive Colloidal Gold in the Treatment of Pelvic Cancer. A. I. Sherman, M. Bonebrake and, W. M. Allen. *Am. J. Roentgenol. Radium Therapy* 66, 624-37 (1951).
- B 6 Applications of Artificially Radioactive Isotopes in Therapy. I. Cobalt 60. W. G. Myers. *Am. J. Roentgenol. Radium Therapy* 60, 816-23(1948).
- B 7 Beta Ray Therapy of the Eye. M. H. Levine. *Mississippi Valley Med. J.* 74, 183-4(1952).
- B 8 Biological Studies on Stable and Radioactive Rare Earth Compounds. III. Distribution of Radioactive Yttrium in Normal and Ascites-Tumor-Bearing Mice, and in Cancer Patients with Serous Effusions. R. Lewin, H. E. Hart, J. Greenberg, H. Spencer, K. G. Stern, and D. Laszlo. *J. Natl. Cancer Inst.* 15, 131-43(1954).
- B 9 The Bizarre Behavior of Thyroid Cancer. J. A. Duncan, S. T. Cantril, and P. K. Lund. *Western J. Surg.* 60, 435-45(1952).
- B 10 The Blood Level as a Guide to Therapy with Radioiodine. J. E. Rall, M. S. Sonenberg, J. Robbins, R. Lazerson, and R. W. Rawson. *J. Clin. Endocrinol. Metabolism* 13, 1369-77(1953).
- B 11 Blood Radioiodine Concentration and Blood Radiation Dosage During I-131 Therapy for Metastatic Thyroid Carcinoma. S. M. Seidlin, A. A. Yalow, and E. Siegel. *J. Clin. Endocrinol. and Metabolism* 13, 1197-1204(1952).
- B 12 Bone Metastases and Their Treatment. A Preliminary Report. M. M. Copeland, R. P. Mattson, and L. Hiken. *Bull. Georgetown Univ. Med. Center* 7, 76-85(1954).
- B 13 Carcinoma of the Thyroid. A Clinicopathologic Study. H. N. Crabtree and D. C. Hunter, Jr. *Arch. Surg.* 76, 175-86(1953).
- B 14 Carcinoma of the Thyroid Gland in Youth. R. C. Horn, Jr., and I. S. Ravdin. *J. Clin. Endocrinol.* 11, 1166-78(1951).
- B 15 A Case of Fatal Thyroid Crisis Occurring after Radioactive Iodine Therapy. R. B. Nelson, J. B. Cavenagh, and A. Bernstein. *Illinois Med. J.* 101, 265-68(1952).
- B 16 Cellular Changes in Effusions Following Intracavitary Administration of Colloidal Au-198 in Human Beings. V. A. Stembridge, R. M. Kniseley, and G. A. Andrews. *J. Lab. Clin. Med.* 41, 760-66(1953).
- B 17 Changes in Blood Iodine Fractions and Radioactivity Under Therapy. W. T. Salter, M. de Visscher, G. B. McAdams, and I. Rosenblum. *J. Clin. Endocrinol.* 11, 1512-23(1951).
- B 18 Choice of Management in Patients with Thyrotoxicosis. C. C. Sturgis. *Bull. N. Y. Acad. Med.* 29, 537-50(1953).
- B 19 Clinical Applications of Radioactive Iodine in Diseases of Thyroid. O. H. Trippel and D. E. Clark. *Med. Clin. N. Amer.* 35, 37-50(1951).
- B 20 Clinical Disorders Amenable to Radioisotopic Therapy. H. B. Hunt. *J. Omaha Mid-West Clin. Soc.* 15, 53-9(1954).
- B 21 Clinical and Experimental Studies of Intracranial Tumors with Fluorescein Dyes; With an Additional Note Concerning the Possible Use of K-42 and Iodine-131 Tagged Human Albumin. G. E. Moore, C. M. Caudill, J. F. Marvin, J. B. Aust, S. N. Chou, and G. A. Smith. *Am. J. Roentgenol. Radium Therapy* 66, 1-8(1951).
- B 22 The Clinical Use of Radioactive Gold (Au-198) Seeds. A. G. James, U. K. Henschke and W. G. Myers. *Cancer* 6, 1034-39(1953).
- B 23 Cobalt 60 as a Source for Radiotherapy. Editorial. *Radiology* 58, 113-14(1952).
- B 24 Colloidal Chromic Radiophosphate in High Yields for Radiotherapy. M. E. Morton. *Nucleonics* 10, No. 11, 92-6(1952).
- B 25 Concerning Treatment by Radioactive Iodine of Cancer and Metastases of Thyroid Origin. J. Chester, P. Lerch, and A. Vannotti. *Schweiz. Med. Wochschr.* 80, 1377-81(1950).
- B 26 Convergent Beam Irradiator Apparatus for Convergent Beam Irradiation with Stationary or Moving Sources. C. B. Braestrup, D. T. Green, and J. L. Snarr. *Radiology* 61, 614-24 (1953).
- B 27 Correction of Anemia Following Hypophysectomy by Administration of Cobalt. J. F. Garcia, D. C. V. Dyke, and N. I. Berlin. *Proc. Soc. Exptl. Biol. Med.* 80, 472-74(1952).
- B 28 Criteria for Therapy of Malignant Thyroid Lesions with I-131. C. V. Meekstroth and G. M. Curtis. *Arch. Surg.* 67, 187-93(1953).
- B 29 A Critical Analysis of the Quantitative I-131 Therapy of Thyrotoxicosis. A. S. Freedberg, G. S. Kurland, D. L. Chamovitz, and A. L. Ureles. *J. Clin. Endocrinol. Metabolism* 12, 86-111(1952).
- B 30 Cumulative Dosage of Radioiodide in High-Risk Patients. W. T. Salter and K. H. Barhydt. *Trans. Am. Goiter Assoc.*, 144-57(1952).
- B 31 Current Management of Thyrotoxicosis; Radioiodine in Diagnosis and Treatment of Thyroid Disease. H. L. Jaffe. *Ann. West. Med. Surg.* 4, 272-73(1950).
- B 32 Current Status of Radiophosphorus Therapy. C. F. Stroebel. *Proc. Staff Meetings, Mayo Clinic* 29, 1-4(1954).
- B 33 Description of an Sr-90 Beta-Ray Applicator and its Use on the Eye. H. L. Friedell, C. I. Thomas and J. S. Krohmer. *Am. J. Roentgenol. Radium Therapy* 65, 232-44(1951).

- B 34 Design and Construction of a Multicurie Cobalt Teletherapy Unit. L. G. Grimmett, H. D. Kerman, M. Brucer, G. H. Fletcher, and J. E. Richardson. *Radiology* 59, 19-29(1952).
- B 35 Diagnostic and Therapeutic Use of Radioactive Iodine. D. E. Clark, O. H. Trippel, and G. E. Sheline. *Arch. Internal Med.* 84, 17-24(1951).
- B 36 Dietary Treatment of Hypertension. II. Sodium Depletion as Related to the Therapeutic Effect. V. P. Dole, L. K. Dahl, G. C. Cotzias, D. D. Dziewiatkowski, and C. Harris. *J. Clin. Invest.* 30, 584-95(1951).
- B 37 Direct Irradiation of Carcinoma of the Liver and Biliary Tract by the Use of Radioactive Iodine (I-131) in Tetraiodophenolphthalein. G. H. Copher, V. H. Wallingford, and W. G. Scott. *Am. J. Roentgenol. Radium Therapy Nuclear Med.* 67, 964(1952).
- B 38 The Distribution and Radiation Effects of Intravenously Administered Colloidal Au-198 in Man. S. W. Root, G. A. Andrews, R. M. Kniseley, and M. P. Tyor. *Cancer* 7, 856-66 (1954).
- B 39 Early Results of the Treatment of Chronic Granulocytic Leukemia with Intravenous Colloidal Gold 198. G. A. Andrews, and M. P. Tyor. *J. Lab. Clin. Med.* 42, 777-8(1953).
- B 40 Effect of Therapy on Blood Volume, Blood Pressure, and Spleen Size in Polycythemia Vera. T. C. Prentice, N. I. Berlin, and J. H. Lawrence. *Arch. Internal Med.* 89, 584-90(1952).
- B 41 Effect of Thyrotropin on Changes in Thyroid Function Following Administration of I-131 to Euthyroid Cardiac Patients. G. S. Kurland, A. S. Freedberg, and J. Fishman. *J. Clin. Endocrinol. Metabolism* 14, 572-78(1954).
- B 42 The Effects of L-Thyroxine Sodium on Nontoxic Goiter, on Myxedema and on the Thyroid Uptake of Radioactive Iodine. S. Papper, B. A. Burrows, S. H. Ingbar, J. H. Sisson, and J. F. Ross. *New Engl. J. Med.* 247, 897-99(1952).
- B 43 The Effects of Sodium Iodide 6-Propylthiouracil, and 1-Methyl-2-Mercaptoimidazole During Radioiodine Therapy of Hyperthyroidism. H. B. Hamilton and S. C. Werner. *J. Clin. Endocrinol. Metabolism* 12, 1083-94(1952).
- B 44 Estimation of Dosage for Intravenously Administered P-32. Calculation Based on Two Compartment Distribution of the Isotope. B. V. A. Low-Beer, R. S. Blais, and N. E. Scofield. *Am. J. Roentgenol. Radium Therapy Nuclear Med.* 67, 28-41(1952).
- B 45 An Evaluation of the Clinical Use of A Strontium-90 Beta-Ray Applicator with a Review of the Underlying Principles. H. L. Friedell, C. I. Thomas and J. S. Krohmer. *Am. J. Roentgenol. Radium Therapy Nuclear Med.* 71, 25-39(1954).
- B 46 An Evaluation of the Nature, Treatment, and Prognosis of Leukemia. C. C. Sturgis. *Proc. Inst. Med. Chicago* 18, 158-69(1950).
- B 47 An Evaluation of Radioactive Iodine Therapy in Metastatic Thyroid Cancer. V. K. Frantz, W. G. Larsen, and A. Jarietzki, III. *J. Clin. Endocrinol.* 10, 1084-91(1950).
- B 48 An Evaluation of Radioactive Iodine (131) Therapeutics in Thyrotoxicosis. S. B. Nadler, T. Bloch, J. Hidalgo, and R. Nieset. *J. Louisiana State Med. Soc.* 106, 368-75(1954).
- B 49 Evaluation of Treatment of Hyperthyroidism with Radioiodine. E. R. Miller, M. E. Dailey, and H. J. McCorkle. *Arch. Surg.* 65, 12-8 (1952).
- B 50 Experiences with Radioactive Gold Au-198. T. H. Clarke and G. B. LeRoy. *Proc. Inst. Med. Chicago* 18, 64(1950).
- B 51 Experience in the Treatment of Diseases of the Thyroid Gland with Radioactive Iodine. V. V. Portmann, R. A. Hays, E. P. McCullagh, and E. E. Richards. *Am. J. Roentgenol. Radium Therapy* 66, 179(1951).
- B 52 Experimental Nonsurgical Therapy of Pelvic Malignancies; a Review. A. C. Barnes. *Am. J. Obstet. Gynecol.* 65, 550-9(1953).
- B 53 A Five-Year Experience with Radioactive Iodine in the Treatment of Hyperthyroidism. D. E. Clark, J. H. Rule, and O. H. Trippel. *Proc. Inst. Med. Chicago* 19, 299-300(1953).
- B 54 Five-Year Experience with Radioactive Iodine in Treatment of Hyperthyroidism. D. E. Clark, J. H. Rule, O. H. Trippel, and D. A. Cofrin. *J. Am. Med. Assoc.* 150, 1269-72(1952).
- B 55 A Flexible Thread Source of 1.25 Million-Volt Gamma Rays for Therapy. J. L. Morton, G. W. Callendine, Jr., and W. G. Myers. *Cancer Research* 11, 270-1(1951).
- B 56 Functional and Histologic Effects of Therapeutic Doses of Radioactive Iodine on the Thyroid of Man. B. M. Dobyns, A. L. Vickery, F. Maloof, and E. M. Chapman. *J. Clin. Endocrinol. Metabolism* 13, 548-67(1953).
- B 57 Gynecomastia and Hyperthyroidism. S. A. Berson and S. S. Schreiber. *J. Clin. Endocrinol. Metabolism* 13, 1126-8(1953).
- B 58 Handling of Radioactive Gold for Therapeutic Purposes. M. Ter-Pogossian and A. I. Sherman. *Nucleonics* 10, No. 3, 23-7(1952).
- B 59 Histologic Lesions in the Thyroid Glands of Patients Receiving Radioiodine for Hyperthyroidism. M. E. Dailey, S. Lindsay, and E. R. Miller. *J. Clin. Endocrinol. Metabolism* 13, 1513-29(1953).
- B 60 Human Leukemia, With Emphasis Upon Recent Therapeutic Experiences. L. A. Erf. *Penna. Med. J.* 53, 1172(1950).
- B 61 Hyperthyroidism Associated with Diabetes Insipidus: Relief of Both Diseases After Treatment with Radioactive Iodine. C. W. Rieber and S. Silver. *Ann. Internal Med.* 37, 379-83(1952).
- B 62 Hypoplasia of Bone Marrow Associated with Radioactive Colloidal Gold Therapy. T. W. Botsford, H. B. Wheeler, R. A. Newton and

- W. E. Jaques. *J. Am. Med. Assoc.* 151, 788(1953).
- B 63 Impaired Organic Binding of Radioiodine by the Thyroid Following Radioiodine Treatment of Hyperthyroidism. R. H. Kirkland. *J. Clin. Endocrinol. Metabolism* 14, 565-71(1954).
- B 64 Incidence of Unsuspected Carcinoma in Thyroid Disease Occurring in a Nonendemic Area. J. M. Beal, G. L. Scholnick and G. A. Stevens. *Arch. Surg.* 65, 879-85(1952).
- B 65 Indications and Contraindications for Treatment of Thyroid Cancer with Radioactive Iodine. W. H. Beierwaltes. *Ann. Internal Med.* 37, 23-30(1952).
- B 66 Internally Administered Isotopes for Cancer Therapy and New Developments in Teletherapy. M. Bruer. *Nucleonics* 10, No. 3, 46-51(1952), and *Nucleonics* 10, No. 4, 40-6(1952).
- B 67 The Intracavitary Administration of Radioactive Colloidal Gold. R. G. Rose, M. P. Osborne, and W. B. Stevens. *New Engl. J. Med.* 247, 663-7(1952).
- B 68 Intracavitary Colloidal Radiogold in the Treatment of Effusions Caused by Malignant Neoplasms. G. A. Andrews, S. W. Root, H. D. Kerman and R. R. Bigelow. *Ann. Surg.* 137, 375-81(1953).
- B 69 Intracavitary Use of Colloidal Radioactive Gold. G. A. Andrews, S. W. Root, R. M. Kniseley, and H. D. Kerman. *Radiology* 61, 922-9(1953).
- B 70 I-131 in the Diagnosis and Treatment of Hyperthyroidism. R. A. Shipley, J. P. Storaasli, H. L. Friedell, and A. M. Potts. *Am. J. Roentgenol.* 64, 576-89(1950).
- B 71 Irradiation of Cancer of the Uterine Cervix with Radioactive Cobalt 60 in Guided Aluminum Needles and in Plastic Threads. J. L. Morton, A. C. Barnes, C. H. Hendricks, and G. W. Callendine, Jr. *Am. J. Roentgenol. Radium Therapy Nuclear Med.* 69, 813-25(1953).
- B 72 Limitations and Indications in the Treatment of Cancer of the Thyroid with Radioactive Iodine. R. W. Rawson, J. E. Rall, and W. Peacock. *J. Clin. Endocrinol.* 11, 1128-42(1951).
- B 73 Lingual Thyroid: The Use of Radioactive Iodine I-131, in the Diagnosis and Treatment. K. R. Crispell and W. Parson. *Southern Med. J.* 43, 954-6(1950).
- B 74 Lymphadenosis Cutis Circumscripta Treated with Radioactive Phosphorus. S. S. Barnes and T. W. Moffatt. *Arch. Dermatol. Syphilol.* 62, 556-61(1950).
- B 75 Lymphatic Drainage Following Intrabronchial Instillation of Silver-Coated Radioactive Gold Colloids in Therapeutic Quantities. P. F. Hahn and E. L. Carothers. *J. Thoracic Surg.* 25, 265-79(1953).
- B 76 Medical Uses of Cobalt 60. H. D. Kerman. *Southern Med. J.* 45, 495-501(1952).
- B 77 The Metabolic Fate of I-131 after Large Therapeutic Doses in Patients with Metastatic Carcinoma of the Thyroid. J. B. Stanbury, G. L. Brownell, J. Barzelatto, J. Correa, J. Maisterena, J. Cortazr, and J. Rodriguez-Soto. *J. Clin. Endocrinol. Metabolism* 12, 1480-95(1952).
- B 78 Metabolism and Distribution of Colloidal Au-198 Injected into Serous Cavities for Treatment of Effusions Associated with Malignant Neoplasms. G. A. Andrews, S. W. Root, and R. M. Kniseley. *Cancer* 6, 294-302(1953).
- B 79 The Nature and Treatment of Polycythemia Studies on 263 Patients. J. H. Lawrence, N. I. Berlin and R. L. Huff. *Medicine* 32, 323-88(1953).
- B 80 Neutron Capture Therapy with Boron in the Treatment of Glioblastoma Multiforme. L. E. Farr, W. H. Sweet, J. S. Robertson, C. G. Foster, H. B. Locksley, D. L. Sutherland, M. L. Mendelsohn, and E. E. Stickley. *Am. J. Roentgenol. Radium Therapy & Nuclear Med.* 71, No. 2, 279-93(1954).
- B 81 New Method for Treatment of Cancer of Lungs by Means of Artificial Radioactivity. J. H. Muller and P. H. Rossier. *Acta Radiol.* 35, 449(1951).
- B 82 Nitrogen Mustard as an Adjunct to Radiation in the Management of Bronchogenic Cancer. B. Roswit and G. Kaplan. *Radiology* 57, 384-94(1951).
- B 83 Observations and Results in the Treatment of Hyperthyroidism with Radioactive Iodone (I-131). W. G. Scott, W. B. Seaman, C. MacBryde, L. Gottlieb, W. H. Daughaday, and B. J. Sweeney. *Am. J. Roentgenol. Radium Therapy* 66, 171-77(1951).
- B 84 Ophthalmic Applicators Containing Radioactive Strontium-90. J. H. Pannell. *Mississippi Valley Med. J.* 74, 180-2(1952).
- B 85 Oral Sodium L-Thyroxine in the Treatment of Myxedema and Cretinism. W. T. Salter and I. Rosenblum. *Am. J. Med. Sci.* 224, 628-31(1952).
- B 86 Osseous Metastases of Adenocarcinoma of the Thyroid. L. Barnard. *Western J. Surg.* 59, 123-6(1951).
- B 87 Oxygen and the Control of Red Cell Production in Primary and Secondary Polycythemia: Effects on the Iron Turnover Patterns with Fe-59 as Tracer. J. H. Lawrence, P. J. Elmlinger, and G. Fulton. *Cardiologia* 21, 337(1952).
- B 88 The Palliative Treatment of Malignant Pleural and Peritoneal Effusions with Radio-Active Colloidal Gold. R. J. Walton. *Fac. Radiologists* 4, 130-3(1952).
- B 89 Pathological Changes Following Intracavitary Therapy with Colloidal Au-198. R. M. Kniseley and G. A. Andrews. *Cancer* 6, 303-12(1953).
- B 90 Physical Factors in the Use of Cobalt 60 in Interstitial and Intracavitary Therapy. G. H. Fletcher, P. Woolton, W. H. Storey, and R. J. Shalek. *Am. J. Roentgenol. Radium Therapy Nuclear Med.* 71, 1021-37(1954).

- B 91 Physical Measurements on Various Beta-Ray Applicators. J. S. Krohmer. *Am. J. Roentgenol. Radium Therapy Nuclear Med.* 66, 791-6(1951).
- B 92 Physics and Radiation Characteristics of Gallium 72. M. Bruer and H. D. Bruner. *Radiology* 61, 537-43(1953).
- B 93 Polycythemia. L. A. Erf, *Philadelphia Med.* 46, 1547-51(1951).
- B 94 The Possible Use of Neutron-Capturing Isotopes such as Boron 10 on the Treatment of Neoplasms. II. Computation of the Radiation Energies and Estimates of Effects in Normal and Neoplastic Brain. M. Javid, G. L. Brownell and W. H. Sweet. *J. Clin. Invest.* 31, 604-10(1952).
- B 95 Preliminary Depth Dose and Isodose Measurements for Cobalt 60 Teletherapy Unit. W. R. Dixon, F. Fish, and A. Morrison. *J. Can. Assoc. Radiologists* 2, 12(1951).
- B 96 Primary Carcinoma of the Mastoid Process. Case Report. R. G. Means, and J. Gersten. *Ann. Otol. Rhinol. Laryngol.* 62, 93-100(1953).
- B 97 Proaccelerin Deficiency Following Irradiation with Therapeutic Doses of Radiophosphorus. H. Vetter and H. Vinazzer. *Blood* 9, 163-172(1954).
- B 98 Propyl and Methyl Thiouracil and Radioactive Iodine in the Treatment of Hyperthyroidism. E. P. McCullagh. *Ohio State Med. J.* 46, 127-9(1950).
- B 99 Radioactive Cobalt as an Adjunct to Cancer Surgery. A. G. James, R. D. Williams, and J. L. Morton. *Surgery* 30, 95-105(1951).
- B 100 Radioactive Cobalt 60 in Plastic Tubing for Interstitial Radiation Therapy. J. L. Morton, G. W. Callendine, Jr., and W. G. Myers. *Radiology* 56, 553-9(1951).
- B 101 Radioactive Cobalt as a Radium Substitute and as a Gamma Source for Interstitial Intracavitary, and Plaque Applications; A Review. I. Meschan. *Texas State J. Med.* 48, 449-53(1952).
- B 102 Radioactive Cobalt as a Radium Substitute and as a Gamma Source for Interstitial, Intracavitary and Plaque Applications. A Review. I. Meschan. *Texas State J. Med.* 48, 453-59(1952).
- B 103 Radioactive Colloidal Gold in Carcinoma of the Cervix. S. D. Soule. *Western J. Surg.* 61, 297-300(1953).
- B 104 Radioactive Colloidal Gold for the Treatment of Cancer of the Female Reproductive Tract. A. I. Sherman, M. Bonebrake, and W. M. Allen. *J. Missouri Med. Assoc.* 49, 24-5(1952).
- B 105 Radioactive Colloidal Gold Au-198 in the Treatment of Neoplastic Effusions. T. H. Clarke. *Quart. Bull. Northwestern Univ. Med. School* 26, 98-104(1952).
- B 106 Radioactive Gold. L. A. Stirrett. *Science* 118, 631(1953).
- B 107 Radioactive Gold 198 for Gamma Radiation Therapy. W. G. Myers, B. H. Colmery, Jr., and W. M. McLellan. *Am. J. Roentgenol. Radium Therapy Nuclear Med.* 70, 258-73(1953).
- B 108 Radioactive Gold Instilled Intrapericardially: Report of a Case. K. P. Bachman, C. G. Foster, M. A. Jackson, P. H. Shershin, and H. C. Oard. *Ann. Internal Med.* 40, 811-9(1954).
- B 109 Radioactive Gold in the Palliative Treatment of Malignant Effusions. O. A. Couch, Jr., *J. Tenn. State Med. Assoc.* 47, 49-53(1954).
- B 110 Radioactive Au-198 in Gold Seeds for Cancer Therapy. W. G. Myers and B. H. Colmery, Jr. *Cancer Research* 12, 2-5(1952).
- B 111 Radioactive Gold in the Treatment of Advanced Carcinoma of the Prostate and Bladder. E. Burns, J. U. Hidalgo, and R. Nieset. *J. Louisiana State Med. Soc.* 105, 99-103(1953).
- B 112 Radioactive Gold (Au-198) in the Treatment of Cancer. Editorial. *Am. J. Roentgenol. Radium Therapy Nuclear Med.* 71, 704-6(1954).
- B 113 Radioactive Gold in the Treatment of Malignant Effusions. W. B. Seaman, A. I. Sherman and M. Bonebrake. *J. Am. Med. Assoc.* 153, 630-3(1953).
- B 114 Radioactive Iodine in Diseases of the Thyroid Gland. E. W. Czerny and H. D. Cogswell. *Arizona Med.* 10, 16-22(1953).
- B 115 Radioactive Iodine I-131 and the General Practitioner. R. W. Willmott and T. G. Hobbs. *J. Kentucky State Med. Assoc., December* (1953).
- B 116 Radioactive Iodine in Hyperthyroidism. L. Rhodes. *J. Kansas Med. Soc.* 55, 40-6(1954).
- B 117 Radioactive Iodine in Malignant Melanoma. R. C. Kory, R. G. Tucker, and G. R. Meneely. *Am. J. Roentgenol. Radium Therapy Nuclear Med.* 72, 119-23(1954).
- B 118 Radioactive Iodine in the Medical and Surgical Management of Goiter. M. T. Friedell. *Postgrad. Med.* 13, 523-8(1953).
- B 119 Radioactive Iodine Therapy of Hyperthyroidism: Determination of Optimal Dosage. B. J. Sweeney, W. H. Daugherty, L. Gottlieb, W. S. Scott, and C. M. McBryde. *Southern Med. J.* 44, 648(1951).
- B 120 Radioactive Iodine in Thyroid Disease. S. D. Conklin and S. W. Knisely. *Guthrie Clin. Bull.* 23, 144-8(1953).
- B 121 Radioactive Iodine in Thyroid Disease. H. Kammer. *Northwest Med.* 53, 363-7(1954).
- B 122 Radioactive Iodine in the Treatment of Hyperthyroidism. J. E. Kearns and W. F. Hutson. *Quart. Bull. Northwestern Univ. Med. School* 24, 107-10(1950).
- B 123 Radioactive Iodine in the Treatment of Hyperthyroidism. E. P. McCullagh. *Ann. Internal Med.* 37, 739-44(1952).
- B 124 Radioactive Isotopes in Management of Carcinomatosis of Serous Body Cavities. E. M. Kent, C. Moses, W. B. Ford, E. R. Kutz, and

- R. S. George. *Arch. Internal Med.* 94, 334-40 (1954).
- B 125 Radioactive Isotopes in the Palliative Management of Carcinomatosis of the Pleura. E. M. Kent and C. Moses. *J. Thoracic Surg.* 22, 503-16(1951).
- B 126 Radioactive Phosphorus. I. In the Treatment of Lymphatic Leukemia. H. D. Diamond, L. F. Craver, H. Q. Woodard, and G. H. Parks. *Cancer* 3, 779-88(1950).
- B 127 Radioactive Phosphorus. II. In the Treatment of Myeloid Leukemia. H. D. Diamond and L. F. Craver. *Cancer* 4, 999-1008(1951).
- B 128 Radioactive Strontium Therapy of the Eye. F. M. Wilson and J. W. Wilson. *Arch. Ophthalmol.* 48, 688-95(1952).
- B 129 Radiocobalt in Otolaryngology. L. F. Morrison. *Arch. Otolaryngol.* 53, 153-8(1951).
- B 130 Radiocobalt in the Treatment of Bladder Tumors. J. W. Schulte, F. Hinman, Jr., and B. V. A. Low-Beer. *J. Urol.* 67, 916(1952).
- B 131 Radiogold Seeds for Cancer Therapy. U. K. Henschke, A. G. James, and W. G. Myers. *Nucleonics* 11, No. 5, 46-8(1953).
- B 132 Radioiodine (I-131) in the Diagnosis and Treatment of Diseases of the Thyroid. F. Schaffner, M. T. Friedell, and I. F. Hummon. *Illinois Med. J.* 99(1951).
- B 133 Radioiodine in Euthyroid Cardiac Disease. L. J. Stuppy. *Ann. Western Med. Surg.* 5, 1-4 (1951).
- B 134 Radioiodine in Treatment of Advanced Heart Disease; End Results in One Hundred Patients. H. L. Jaffe, M. H. Rosenfeld, F. W. Pobirs, and L. J. Stuppy. *J. Am. Med. Assoc.* 151, 716-20 (1953).
- B 135 Radioiodine in the Treatment of Metastatic Thyroid Carcinoma. S. M. Seidlin. *Med. Clin. N. Amer.* 36, 663-80(1952).
- B 136 Radioiodine in the Treatment of Thyroid Disease. H. B. Hunt, R. C. Moore, C. S. Hatchett, and E. S. Pederson. *Nebraska Med. J.* 34, 416-20(1949).
- B 137 Radiophosphorus (P-32) in Diagnosis and Treatment. B. J. Duffy, Jr. and J. W. Howland. *N. Y. State J. Med.* 52, 551-4(1952).
- B 138 Recent Advances in Radioisotope Therapy. C. F. Behrens. *Southern Med. J.* 46, 1155-63 (1953).
- B 139 Recurrent Hyperthyroidism with Thyroid Crisis and Ventricular Tachycardia Successfully Treated with Radioactive Iodine I-131: A Case Report. D. R. Bedford, F. E. Hoecker and H. L. Hiebert. *J. Kansas Med. Soc.* 53, 276-9 (1952).
- B 140 Responses to Radioactive Iodine Therapy in Hyperthyroidism, with Special Reference to Cardiac Problems. F. Maloof and E. M. Chapman. *J. Clin. Endocrinol.* 11, 1296-1322(1951).
- B 141 Results of Nonsurgical Treatment of Hyperthyroidism. E. P. McCullagh. *Cleveland Clinic Quart.* 18, 102-16(1951).
- B 142 Results of Treatment of Toxic Goiter with Radioactive Iodine. L. Seel and B. Jaffe. *J. Clin. Endocrinol. Metabolism* 13, 107-19(1953).
- B 143 Role of Radioiodine in Diseases of the Thyroid. H. B. Hunt. *J. Omaha Mid-West Clin. Soc.* 17, 113-7(1953).
- B 144 A Scintillation Counter for the Diagnosis and Localization of Intracranial Neoplasma. M. Ter-Pogossian, W. B. Ittner, III, W. B. Seaman, and H. G. Schwartz. *Am. J. Roentgenol. Radium Therapy Nuclear Med.* 67, 351-9(1952).
- B 145 A Simplified Intracavitary Injection Technique for Radioactive Gold. J. C. Hidalgo, S. B. Nadler, and R. T. Nieset. *Am. J. Roentgenol. Radium Therapy Nuclear Med.* 69, 978-9(1953).
- B 146 Some Results from the Use of Radioactive Iodine, I-131, in the Diagnosis and Treatment of Toxic Goiter. S. C. Werner, L. D. Goodwin, E. H. Quimby, and C. Schmidt. *Am. J. Roentgenol.* 63, 889-94(1950).
- B 147 Studies on Lymphocytes from Persons Treated with Radioactive Iodine. W. E. Watts and D. R. Mathieson. *J. Lab. Clin. Med.* 35, 885-9(1950).
- B 148 Studies with Radioiodine. II. Treatment of Patients with Hyperthyroidism by I-131. E. R. Miller, M. E. Dailey, M. H. Soley, N. Foreman, A. V. Holmes, G. L. Alexander, and G. E. Sheline. *Radiology* 57, 227-33(1951).
- B 149 Studies with Radioiodine. III. Problem of Dosage in the Treatment of Hyperthyroidism. E. R. Miller and G. E. Sheline. *Radiology* 57, 720-8(1951).
- B 150 A Study of Gallium 72: Summary and Conclusions. M. Bruer, G. A. Andrews, and H. D. Bruner. *Radiology* 61, 534-6(1953).
- B 151 The Study and Treatment of 119 Cases of Carcinoma of the Thyroid with Radioactive Iodine. B. M. Dobyns and F. Maloof. *J. Clin. Endocrinol.* 11, 1323-60(1951).
- B 152 Techniques and Radiation Precautions for Intratumor Injections with Radioactive Colloidal Gold. H. B. Wheeler, J. H. Rubenstein, M. D. Coleman, and T. W. Botsford. *Arch. Surg.* 65, 283-9(1952).
- B 153 Temporary Hypoparathyroidism Following Radioactive Iodine Treatment for Thyrotoxicosis. W. J. Tighe. *J. Clin. Endocrinol. Metabolism* 12, 1220-22(1952).
- B 154 Ten Years' Experience with Radioactive Iodide. E. M. Chapman, F. Maloof, J. Maisterrena, and J. M. Martin. *J. Clin. Endocrinol. and Metabolism* 14, 45-55(1954).
- B 155 Therapeutic Agents in Hematology. C. C. Sturgis. *Postgrad. Med.* 14, 198-205(1953).
- B 156 Therapeutic Effects in Hyperthyroidism from Repeated Diagnostic Dose of I-131. S. C.

- Werner, H. B. Hamilton and M. R. Nemeth. *Radiology* 59, 720-8(1952).
- B 157 Therapeutic Effects from Repeated Diagnostic Doses of I-131 in Adult and Juvenile Hyperthyroidism. S. C. Werner, H. Hamilton and M. R. Nemeth. *J. Clin. Endocrinol. Metabolism* 12, 1349-55(1952).
- B 158 Therapeutic Trials of Radiogallium (Ga-72). E. R. King, L. W. Brady and H. C. Dudley. *Arch. Internal Med.* 90, 785-9(1952).
- B 159 The Therapeutic Use of the Radioactive Isotopes in Intracranial Tumors. L. Davis and S. L. Goldstein. *Ann. Surg.* 136, 381(1952).
- B 160 The Therapy of Carcinoma of the Thyroid Gland. J. M. Ovens. *Arizona Med.* 9, 28-35 (1952).
- B 161 Thyroid Carcinoma with Multiple Metastases and Pathological Fracture, Successfully Treated with Radioiodine. J. Sorrentino, B. Roswit, and R. Yalow. *Radiology* 57, 729-37(1951).
- B 162 Thyroid Carcinoma: Visualization of a Distant Osseous Metastasis by Scintiscanner; Observations During I-131 Therapy. N. W. Specht, F. K. Bauer, and R. M. Adams. *Am. J. Med.* 14, 766-9(1953).
- B 163 El Tratamiento De La Enfermedad De Hodgkin Con Las Mostazas Nitrogenadas. A. Pavlovsky and G. C. Vilaseca. *Rev. Soc. Argentina Hematologia Hemoterapia* 1, 54(1949).
- B 164 Treatment of Carcinoma of the Prostate by Interstitial Radiation with Radioactive Gold (Au-198). A Preliminary Report. R. H. Flocks, H. D. Kerr, H. B. Elkins, and D. Culp. *J. Urol.* 68, 510-22(1952).
- B 165 Treatment of Carcinoma of the Prostate. R. H. Flocks. *J. Urol.* 70, 491-8(1953).
- B 166 Treatment of Carcinoma of the Thyroid with Special Reference to Use of Radioactive Iodine. G. Crile, Jr. *Cleveland Clinic Quart.* 19, 1-5(1952).
- B 167 Treatment of Chronic Leukemias. Results of Therapy by Titrated, Regularly Spaced Total Body Radioactive Phosphorus, or Roentgen Irradiation. E. E. Osgood and A. J. Seaman. *J. Am. Med. Assoc.* 150, 1372-9(1952).
- 5 168 Treatment of Graves' Diseases with Radioactive Iodine. M. H. Soley and E. R. Miller. *Med. Clin. N. Amer.* 32, 3-17(1948).
- B 169 Treatment of Hodgkin's Disease and the Lymphosarcomas. O. O. Meyer. *J. Am. Med. Assoc.* 154, 114-20(1954).
- B 170 The Treatment of Hyperthyroidism an Evaluation of Thyroidectomy, of Prolonged Administration of Propyl Thiouracil, and of Radioactive Iodine. G. Crile, Jr., and E. P. McCullagh. *Ann. Surg.* 134, 18-28(1951).
- B 171 Treatment of Hyperthyroidism with Radioactive Iodine. G. B. Forbes and A. M. Perley. *J. Pediat.* 38, 158-63(1951).
- B 172 Treatment of Hyperthyroidism with Radioactive Iodine. J. B. Johnson, C. Ireland, R. F. Thomas and A. Bass. *Am. J. Med.* 6, 504(1949).
- B 173 The Treatment of Hyperthyroidism with Radioactive Iodine. L. J. Levinson and N. J. Furst. *J. Newark Beth Israel Hosp.* 3, 249(1952).
- B 174 The Treatment of Hyperthyroidism with Radioactive Iodine, I-131. M. S. Allen, H. H. Dunham, C. E. Montgomery, and E. T. Siler. *J. Kansas Med. Soc.* 54, 120-3(1953).
- B 175 Treatment of Incapacitated Euthyroid Cardiac Patients by Producing Hypothyroidism with Radioactive Iodine. H. L. Blumgart, A. S. Freedberg, and G. S. Kurland. *New Engl. J. Med.* 245, 83-91(1951).
- B 176 Treatment of Metastatic Thyroid Cancer with Radioactive Iodine: Credits and Debits. J. B. Trunnel, L. D. Marinelli, J. B. Duffy, Jr., R. Hill, W. Peacock, and R. W. Rawson. *J. Clin. Endocrinol.* 9, 1138-52(1949).
- B 177 Treatment of Mixed Tumors of Tongue with Radioactive Chromic Phosphate Solution. C. S. Mumma. *Arch. Otolaryngol.* 58, 192-5(1953).
- B 178 The Treatment of Moderately Advanced Carcinoma of the Prostate with Radioactive Gold. H. D. Kerr, R. H. Flocks, H. B. Elkins and D. Culp. *Am. J. Roentgenol. Radium Therapy Nuclear Med.* 69, 969-77(1953).
- B 179 Treatment of Patients with Hyperthyroidism by I-131. E. E. Miller and M. E. Daily. *Radiology* 57, 227(1951).
- B 180 Treatment of Polycythemia with Radioactive Phosphorus. S. J. Penshansky and L. M. Goldman. *J. Newark Beth Israel Hosp.* 3, 259(1952).
- B 181 The Treatment of Polycythemia Vera with Radioactive Phosphorus. B. K. Wiseman, R. J. Rohn, B. A. Bouroncle, and W. G. Myers. *Ann. Internal Med.* 34, 311-30 (1951).
- B 182 Treatment with Radioiodine. F. J. Burns and F. C. Hickey. *Rhode Island Med. J.* 35, 140-3(1952).
- B 183 Treatment of Recurrent Hyperthyroidism with Radioactive Iodine. B. G. Anderson. *Metabolism Clin. Exptl.* 3, 297-302(1954).
- B 184 Treatment of Simple Goiter with Thyroid M. A. Greer and E. B. Astwood. *J. Clin. Endocrinol. Metabolism* 13, 1312-31 (1953).
- B 185 Treatment of Thyroid Cancer Metastases with TSH and I-131 During Thyroid Hormone Medication. C. T. Sturgeon, F. E. Davis, B. Catz, D. Petit, and P. Starr. *J. Clin. Endocrinol. Metabolism* 13, 1391-1407(1953).
- B 186 The Treatment of Thyroid Cancer with Radioiodine (I-131). C. G. Foster. *Record Med. Gen. Practice Clinics* 165, 361-3(1952).
- B 187 Treatment of Thyroid Carcinoma with Radioactive Iodine. G. A. Andrews. *J. Kansas Med. Soc.* 54, 7-10(1953).
- B 188 Treatment of Thyroid Carcinoma with Radioactive Iodine. S. Kaae and O. Petersen. *Acta Radiol.* 33, 539-56(1950).
- B 189 Treatment of Thyroid Carcinoma with Radioactive Iodine (I-131). A. S. Freedberg, A. L.

- Ureles, M. F. Lesses, and S. L. Gargill. *Am. J. Med.* 11, 44-54(1951).
- B 190 Treatment of Thyrotoxicosis with Radioactive Iodine. E. C. Albright. *Wisconsin Med. J.*, 631-3(December 1953).
- B 191 Treatment of Thyrotoxicosis with Radioactive Iodine. E. S. Gordon, and E. C. Albright. *J. Am. Med. Assoc.* 143, 1129-32(1950).
- B 192 Treatment of Toxic Goitres with Radioactive Iodine. E. M. Chapman and R. D. Evans. *Med. Clin. N. Amer.* 33, 1211(1949).
- B 193 An Unusual Case of Malignant Exophthalmos and Postoperative Hypothyroidism Complicating Graves' Disease. F. L. Engel. *J. Clin. Endocrinol. Metabolism* 13, 1132-9(1953).
- B 194 The Uptake of Radioactive Iodine by Carcinoma of the Thyroid Gland: A Study of 128 Cases. B. M. Black, L. B. Woolner, and C. M. Blackburn. *J. Clin. Endocrinol. and Metabolism* 13, 1378-90(1953).
- B 195 The Use of Cobalt 60 in Gamma-Ray Therapy. E. M. Japha. *Am. J. Roentgenol. Radium Therapy Nuclear Med.* 69, 445-65(1953).
- B 196 The Use of Radioactive Cobalt in Non-Resectable Head and Neck Cancer. A. G. James, R. D. Williams, and J. L. Morton. *Cancer* 4, 1333-6(1951).
- B 197 Use of Radioactive Cobalt in the Treatment of Carcinoma of the Cervix. A. C. Barnes, J. L. Morton, and G. W. Callendine, Jr. *Am. J. Obstet. Gynecol.* 60, 1112-8(1950).
- B 198 The Use of Radioactive Colloidal Gold (Au-198) in Pleural Effusions and Ascites Associated with Malignancy. E. R. King, D. W. Spicer, F. W. Dowda, M. A. Bender, and W. E. Noel. *Am. J. Roentgenol. Radium Therapy Nuclear Med.* 68, 413-20(1952).
- B 199 The Use of Radioactive Colloidal Gold in the Treatment of Serous Effusions of Neoplastic Origin. J. P. Storaasli, F. J. Bonte, D. P. King, and H. L. Friedell. *Surg. Gynecol. Obstet.* 96, 707-10(1953).
- B 200 The Use of Radioactive Gold in the Treatment of Effusions Due to Cancer. N. Simon, J. Abrams, M. Khilnani, H. N. Margolin, S. I. Gurnam, J. Eliasoph, and J. Mayer. *J. Mt. Sinai Hosp. N. Y.* 20, 237-46(1953).
- B 201 The Use of Radioactive Iodine in the Diagnosis and Treatment of Hyperthyroidism. R. E. Mack. *Missouri Med.* 50, 267-71(1953).
- B 202 The Use of Radioactive Isotopes in Otolaryngology. H. Duncan. *Tenn. State Med. Assoc.* 44, 89-93(1951).
- B 203 The Use of Radioisotopes in Treatment. J. E. Rall. *Minnesota Med.* 36, 817-23(1953).
- B 204 The Use of Thiouracil in the Treatment of Metastatic Carcinoma of the Thyroid with Radioiodine. J. E. Rall, W. N. Miller, C. H. Foster, W. C. Peacock, and R. W. Rawson. *J. Clin. Endocrinol.* 11, 1273-80(1951).
- B 205 Uses and Misuses of Radioactive Iodine in Treatment of Cancer of Thyroid. R. W. Rawson, J. E. Rall, and J. Robbins. *Arch. Internal Med.* 92, 299-307(1953).
- B 206 The Uses of Radioactive Colloidal Gold. D. M. Clough and J. T. Littleton. *Guthrie Clin. Bull.* 23, 45-51(1953).
- B 207 Uses of Radioactive Gold Colloid in Therapy and Palliation of Neoplastic Disease. W. N. Harsha. *Western J. Surg.* 59, 358-62(1951).
- B 208 Adenoma and Carcinoma of Thyroid Gland. G. Crile, Jr. *New Engl. J. Med.* 249, 585-90(1953).
- B 209 Applicators for Beta Irradiation of the Eye. F. M. Wilson. *Am. J. Ophthalmol.* 35, 5(1952).
- B 210 Artificial Sources for Interstitial Therapy. W. K. Sinclair. *Brit. J. Radiol.* 25, 417(1952).
- B 211 The Blood Level as a Guide to Therapy with Radioiodine. J. E. Rall, M. S. Sonnenberg, J. Robbins, R. Lazerson, and R. W. Rawson. *Trans. Am. Goiter Assoc.* 112-20(1953).
- B 212 Blood Radiation Dose During Radioiodine Therapy of Metastatic Thyroid Carcinoma. S. M. Seidlin, A. A. Yalow, and E. Siegel. *Radiology* 63, 797-813(1954).
- B 213 The Bone Marrow Picture in Polycythemia Vera Before and After Treatment with Radioactive Phosphorus. L. R. Wasserman, J. H. Lawrence, N. I. Berlin, E. L. Dobson, and S. Estren. *Acta Med. Scand.* 143, 442-9(1952).
- B 214 Carcinoma of the Cervix: Results Obtained from the Irradiation of the Parametrium with Radioactive Colloidal Gold. W. M. Allen, A. I. Sherman, and A. N. Arneson. *Am. J. Obstet. Gynecol.* 68, 1433(1954).
- B 215 Carcinoma of the Larynx Occurring in a Patient Receiving Therapeutic Doses of I-131. E. R. King, W. S. Cole, A. Horwitz, and C. T. Klopp. *Am. Med. Assoc. Arch. Otolaryngol.* 59, 333-8(1954).
- B 216 Cases of Graves' Disease Resistant to Radioactive Iodine. P. G. Skillern, E. P. McCullagh, and R. A. Hays. *Trans. Am. Goiter Assoc.* 184-91(1951).
- B 217 Changing Status of Hyperthyroidism. R. S. Dinsmore. *Univ. Mich. Med. Bull.* 18, 255-63(1952).
- B 218 Cobalto Radioactivo en Telecuriterapia de Cancer. R. Vera and R. T. Mooney. *Acta Med. Venezolana* 2, 203-11(1954).
- B 219 Comparison of the Tracer Dose and the Therapeutic Dose of I-131 as to Thyroid Uptake, Effective Half-Life and Roentgen Dosage. L. Seed and B. Jaffe. *Radiology* 63, 551-60(1954).
- B 220 Complicating Factors in the Experimental Therapy of Carcinoma of the Thyroid with Radioactive Iodine. J. B. Trunnell, A. F. Hocker, F. W. Foote, and F. Homburger. *Acta Unio Intern. contra Cancrum* 6, 1273-8(1948-50).

- B 221 Differential Diagnosis and Treatment of the Hemorrhagic Diseases. E. E. Osgood, R. D. Koler, and M. E. Hughes. *Am. Med. Assoc. Arch. Internal Med.* 94, 956-69(1954).
- B 222 Effects of Radioactive Colloidal Gold (Au 198). E. R. Fisher, J. C. Neering, J. B. Hazard, and R. A. Hays. *Am. J. Med. Sci.* 223, 502-11(1952).
- B 223 Internal Irradiation (Isotopes) in the Treatment of Lymphomas and Leukemias. E. H. Reinhard. *Proc. Second Natl. Cancer Conf.* 1, 584(1952).
- B 224 Internally Administered Isotopes for Cancer Therapy and New Developments in Teletherapy. The Radiotherapist's Needs in Teletherapy. R. Robbins, J. Meszaros, and G. Henny. *Nucleonics* 10, No. 4, 41-2(1952).
- B 225 Intracavitary Methods of Treating Carcinoma of the Bladder with Radioactive Isotopes. W. K. Sinclair and R. J. Walton. *Brit. Med. Bull.* 8, 158(1952).
- B 226 Irradiation-Produced Rise in Blood Radioiodine Concentration During I-131 Therapy. S. M. Seidlin, A. A. Yalow, and E. Siegel. *Bull. N. Y. Acad. Med.* 27, 393(1951).
- B 227 The Lewis A. Conner Memorial Lecture. The Heart and the Thyroid: With Particular Reference to I-131 Treatment of Heart Disease. H. L. Blumgart and A. S. Freedberg. *Circulation* 6, 222-7(1952).
- B 228 Limitations in the Treatment of Cancer of the Thyroid with Radioactive Iodine. R. W. Rawson, J. E. Rall, and W. Peacock. *Trans. Assoc. Am. Physicians* 64, 179-98(1951).
- B 229 The Management of Thyrotoxicosis with Anti-Thyroid Drugs and with Radioactive Iodine. S. Simkins and D. M. Sklaroff. *Clin. Proc. Jewish Hosp.*(Mar. 1951).
- B 230 The Multiple Small Dose Radioiodine Technic for the Treatment of Severe Euthyroid Cardiac Disease. H. L. Jaffe. *Ann. Western Med. and Surg.* 5(Nov. 1951).
- B 231 A New Technique for More Uniform Application of Intrauterine Irradiation in Carcinoma of the Endometrium (with Cobalt Beads). C. H. Hendricks and G. W. Callendine. *Am. J. Obstet. Gynecol.* 68, 489(1954).
- B 232 Nuevo tratamiento de la epilepsia y estados afines con isotopos radioactivos organicos. A. Montenegro (et al). *Comunicacion Previa. Sem. Med. Buenos Aires* 101, No. 25, 807-10(1952).
- B 233 Polycythemia Vera: Its Course and Treatment—Relation to Myeloid Metaplasia and Leukemia. L. R. Wasserman. *Bull. N. Y. Acad. Med.* 3, 343-75(1954).
- B 234 The Possible Use of Slow Neutron Plus Boron-10 in Therapy of Intracranial Tumors. W. H. Sweet and M. Javid. *Trans. Am. Neurol. Assoc.* 60-3(1951).
- B 235 The Prevention of Peritoneal Tumor Implants with Au 198. E. R. Woodward and P. V. Harper, Jr. *Ann. Surg.* 140, 206(1954).
- B 236 Principal Uses of Radioactive Isotopes in Therapeutic Procedures. J. R. Maxfield, Jr. and J. G. S. Maxfield. *Rev. Mexicana de Radiologia* 2, 395(1953).
- B 237 Radioactive Chromic Phosphate in Treatment of Urological Tumors. V. Moore, D. Gamble, and W. E. Goodwin. *Trans. West. Sect. Am. Urol. Assoc.* 21, 128-34(1954). Discussion. R. J. Prentiss, 135-6.
- B 238 Radioactive Colloidal Gold for Acquired Hemolytic Anemia Refractory to Splenectomy. G. Wang, H. S. Bowman, and L. M. Tocantins. *Trans. Studies Coll. Physicians Phila.* 22, 76(1954).
- B 239 Radioactive Gold for the Treatment of Cancer. W. G. Myers. *Graduate School Record Ohio State Univ.* 6, 4-6(1953).
- B 240 Radioactive Iodine in Hyperthyroidism. T. S. Nelson, R. J. Raiman, and D. E. Clark. *Med. Clin. N. Amer.* 38, 555(1954).
- B 241 Radioactive Iodine in Treatment of Melanocarcinoma with Metastases. C. P. Wilson, H. Kammer, and W. L. Lehman. *Abstr. Second Intern. Cong. Biochem.* Paris(1952).
- B 242 Radioactive Iodine Treatment of Thyroid Cancer. W. H. Beierwaltes. *Phi Chi Quart.* 47, 422-9(1951).
- B 243 Radioactive Isotopes in Canine Therapy. The Newer Knowledge About Dogs. W. C. Banks. *4th Gaines Veterinary Symposium, Kankakee, Illinois*(Oct. 1954).
- B 244 Radiogold Seeds in Clinical Radiation Therapy. U. K. Henschke, A. G. James, and W. G. Myers. *Radiology* 63, 390-9(1954).
- B 245 Radioiodine in the Diagnosis and Treatment of Thyroid Disease. H. L. Jaffe. *Ann. Western Med. and Surg.* 4, 272-3(1950).
- B 246 Radioiodine (I-131); Principles of Diagnosis and Treatment of Thyroid Disease. B. J. Duffy, Jr., and J. W. Howland. *N. Y. State J. Med.* 51, 1399-1405(1951).
- B 247 Radioiodine Treatment of Euthyroid Patients with Angina and Congestive Heart Failure. W. Serber, H. J. Isard and V. D. Bergelson. *J. Albert Einstein Med. Center* 1, No. 2, 89-93(1953).
- B 248 Radio-iodine in the Treatment of Thyrotoxicosis. R. Robbins, J. Meszaros, and G. C. Henny. *Postgrad. Med.* 8, 25-7(1950).
- B 249 Recent Developments in the Treatment of Cancer of the Breast With and Without Widespread Metastases (Including P-32). K. W. Taber. *Mississippi Valley Med. J. Radiol. Rev.* 76(Nov. 1954).
- B 250 Recurrent Pterygium. A. A. Nisbet. *Southern Med. J.* 46, 116-7(1953).

- B 251 Results in the Treatment of Hyperthyroidism with Radioiodine, I-131. S. C. Werner. *Med. Clin. N. Amer.* 36, 623-37(1952).
- B 252 So-Called Posterior Mediastinal Goiter. I. Lichtenstein, M. H. Rabwin, and H. L. Jaffe. *New Engl. J. Med.* 250, 875-7(1954).
- B 253 Sr-90 Beta Irradiation of the Eye. F. M. Wilson and J. W. Wilson. *Quart. Bull. Indiana Univ. Med. Center*(Oct 1951).
- B 254 Studies in Stereocencephalotomy III—Treatment of a Cystic Craniopharyngioma by Injection of Radioactive P-32. H. T. Wycis, M. Spiegel-Adolph, J. Meszaros, and E. A. Spiegel. *Confinia Neurol.* 14, No. 4, 193(1954).
- B 255 Therapeutic Uses of Isotopes. J. H. Lawrence. *Gen. Pract.* 4, No. 2, 65-71(1951).
- B 256 Therapy with Radioactive Isotopes. J. H. Lawrence. *J. Kansas Med. Soc.* 52, (Cancer Supp.), No. 9, 7a-9a(1951).
- B 257 Tissue Distribution of Boron Compounds in Relation to Neutron-Capture Therapy of Cancer. H. B. Locksley and W. H. Sweet. *Proc. Soc. Exptl. Biol. Med.* 86, 56-63(1954).
- B 258 The Treatment of Chronic Leukemia. J. H. Lawrence. *Med. Clin. N. Amer.* 38, 525-40(1954).
- B 259 Treatment with Fractional Doses of Radioactive Iodine. J. B. Wolffe, A. D. Dale, and E. I. Siegal. *Geriatrics Soc.* 2, 288-92(1954).
- B 260 The Treatment of Hyperthyroidism. L. Seed. *Surg. Clin. N. Amer.* 32, 155-64(1952).
- B 261 The Treatment of Hyperthyroidism with Radioactive Iodine. S. Feitelberg, P. E. Kaunitz, S. Silver, U. Simon, L. R. Wasserman, and S. Yohalem. *Arch. Internal Med.* 85, 1-8(1950).
- B 262 The Treatment of Incapacitated Euthyroid Cardiac Patients with Angina Pectoris or Congestive Failure in 48 Clinics. H. L. Blumgart, A. S. Freedberg and G. S. Kurland. *J. Am. Med. Assoc.* 157, No. 1(1955).
- B 263 The Treatment of Incapacitated Euthyroid Cardiac Patients with Radioactive Iodine. Summary Results in Treatment of 879 Patients with Angina Pectoris or Congestive Failure in 46 Clinics. H. L. Blumgart, A. S. Freedberg, and G. S. Kurland. *Trans. Assoc. Am. Physicians* 67, 86(1954).
- B 264 The Treatment of Inoperable Prostatic Carcinoma with Au-198. L. M. Orr, J. L. Campbell, and M. W. Thomley. *Am. Surgeon* 20, 1110(1954). *Florida Med. J.* (Aug 1954).
- B 265 The Treatment of Prostatic Carcinoma with Radioactive Colloidal Chromic Phosphate (P-32), Preliminary Report. C. Rusche and H. L. Jaffe. *Trans. Am. Assoc. Genito Urinary Surg.*(1953).
- B 266 Treatment of Prostatic Carcinoma with Radioactive Colloidal Chromic Phosphate P-32: A. Preliminary Report. C. Rusche and H. L. Jaffe. *Trans. West. Sect. Am. Urol. Assoc.* 20, 105-14(1953). Discussion. R. J. Prentiss, 115-6.
- B 267 Treatment of Simple Goiter with Thyroid. M. A. Greer and E. B. Astwood. *J. Clin. Endocrinol. and Metabolism* 13, 1312-31(1953).
- B 268 The Treatment of Thyroid Cancer with Radioiodine; Present Status. R. W. Rawson and J. E. Rall. *Proc. Second Natl. Cancer Conf. 1952*, N. Y. 1, 475-9(1954).
- B 269 Treatment of Toxic Goiter with Radioactive Iodine. L. Seed and T. Fields. *Monograph Am. Lectures Endocrinol. No. 197*(1953).
- B 270 Use of I-131 in Thyrotoxicosis, Experience at Hartford Hospital: 1949-1953. G. B. McAdams and J. Stiano. *Connecticut State Med. J.* 18, 805-11(1954).
- B 271 Use of I-131 in Treatment of Pulmonary Emphysema. C. P. Wilson, H. Kammer, and W. L. Lehman. *Proc. Soc. Nuclear Med.*, Seattle (July 1954).
- B 272 The Use of P-32 Beta Sources for Superficial Therapy. W. K. Sinclair and H. Blondal. *Brit. J. Radiol.* 25, 360(1952).
- B 273 The Use of Radioactive Colloidal Gold (Au-198) in Pleural Effusions and Ascites Associated with Malignancy. E. R. King, D. W. Spicer, F. W. Dowda, M. A. Bender, and W. E. Noel. *Am. J. Roentgenol. Radium Therapy Nuclear Med.* 68 (1953).
- B 274 The Use of Radioactive Colloidal Gold 198 in the Treatment of Peritoneal and Pleural Effusions. W. K. Sinclair and R. J. Walton. *Brit. Med. Bull.* 8, 165(1952).
- B 275 Use of Thyroid Stimulating Hormone in the Treatment of Metastatic Carcinoma of the Thyroid. C. P. Wilson, H. Kammer, and W. L. Lehman. *Abstr. Second Intern. Cong. Biochem.* Paris(1952).
- B 276 Radioactive Iodine in the Management of Solitary Thyroid Nodules. M. T. Friedell. *Trans. Am. Goiter Assoc.* 165(1952).
- B 277 Results of Therapy with Radioiodine in Hyperthyroidism. R. E. Goldsmith and E. L. Saueger. *Ohio State Med. J.* 50, 26-7(1954).
- B 278 Use of Radioactive Gold in Treatment of Prostatic Cancer. C. M. Crigler, G. Fletcher, J. E. Stapleton, P. C. Campbell, and W. J. Wingo. *Trans. S. Central Section Am. Urol. Assoc.*(1953).
- B 279 The Control of Malignant Effusions with Radioactive Gold. A. Schick and E. J. Bloor. *N. Y. State J. Med.* 54, 2979-82(1954).
- B 280 The Hematopoietic and Goitrogenic Effects of a Preparation of Cobaltous Chloride in Patients with Sickle Cell Anemia. R. T. Gross, J. P. Kriss and T. H. Spaet. *Soc. Trans., Am. J. Diseases Children* 88, 503(1954).
- B 281 Hypothyroidism and Hyperplasia of the Thyroid in Patients Treated with Cobalt. J. P. Kriss, W. H. Carnes and R. T. Gross. *J. Am. Med. Assoc.* 157, 117(1955).

- B 282 The Management of Hyperthyroidism. B. A. Burrows and J. F. Ross. *Med. Clin. N. Amer.* 35, 1305(1951).
- B 283 Prophylaxis and Palliation of Malignant Effusions with Radioactive Colloidal Gold. I. I. Cowan and F. G. Kariotis. *Am. J. Obstet. Gynecol.* 69, 312-19(1955).
- B 284 Radioactive Colloidal Gold in the Treatment of Malignant Pleural and Peritoneal Effusions. T. Carlile, H. E. Mackey, and E. R. Morgan. *Bull. Mason Clin.* 7, 43-51(1953).
- B 285 Radioactive Iodine in the Treatment of Thyrotoxicosis. J. H. Crampton, W. J. Steenrod, Jr., and T. Carlile. *Mason Clin. Bull.* 4, Sept.(1950).
- B 286 Radioiodine (I-131): Principles of Diagnosis and Treatment of Thyroid Disease. B. J. Duffy, Jr. and J. W. Howland. *N. Y. State J. Med.* 51, 1399(1951).
- B 287 The Radioiodine Uptake and the Protein Bound Iodine in Treated Hyperthyroidism. B. A. Burrows, E. Dell, D. Graham and J. F. Ross. *Clin. Research Proc.* 1, 20(1953).
- B 288 Treatment of Multiple Myeloma with Radioactive Iodine. J. P. Kriss. *Proc. Am. Assoc. Cancer Research* 1, 27(1954).
- B 289 Use of Strontium 90 Applicator in Beta Ray Therapy of the Eye. T. Stevenson. *Trans. Pacific Coast Oto-Ophthalmol. Soc.* 115-22(1953).

Clinical Research

- C 1 Abnormalities of Carbohydrate Metabolism of Red Cells in Hereditary Spherocytosis. T. A. J. Pranker, K. I. Altman, and L. E. Young. *J. Clin. Invest.* 33, 957(1954).
- C 2 The Absorption of Iron. Radioiron Studies in Idiopathic Hemochromatosis, Malnutritional Cytosiderosis, and Transfusional Hemosiderosis. T. H. Bothwell, H. v., W. v. Doorn-Wittkamp, M. L. Du Preez, and T. Alper. *J. Lab. Clin. Med.* 41, 836-48(1953).
- C 3 Absorption of Radioactive Iron in Normal, Anemic and Hemochromatotic Subjects. R. B. Chodos and J. F. Ross. *Am. J. Med.* 14, 499(1953).
- C 4 Acetate Metabolism of Blood Cholesterol Synthesis. R. G. Gould, G. Okita, P. Keegan, and G. V. LeRoy. *J. Lab. Clin. Med.* 42, 809-10(1953).
- C 5 Action of Insulin on the Permeability of Cells to Sorbitol. A. N. Wick and D. R. Drury. *Am. J. Physiol.* 166, 421-3(1951).
- C 6 Albumin, Potassium, Sodium and Chloride Redistribution and Erythrocyte Loss After Surgical Trauma and Extensive Burns. C. L. Fox, Jr., S. E. Lasker, J. M. Winfield, and W. L. Mersheimer. *Ann. Surg.* 140, 524-34(1954).
- C 7 Alteration of Thyroid Function by ACTH and Cortisone. W. J. Kuhl, Jr., and M. Ziff. *J. Clin. Endocrinol. Metabolism* 12, 554-59(1952).
- C 8 Analysis of Techniques for the Determination of Thyroid Function with Radioiodine. G. L. Brownell. *J. Clin. Endocrinol.* 11, 1095-105(1951).
- C 9 Ascitic Fluid and Plasma Protein Exchange in Cirrhosis of the Liver. Studies with Radioiodinated Human Serum Albumin and Gamma Globulin. F. K. Bauer, W. H. Blahd, M. Fields, and G. Getchell. *Metabolism Clin. Exptl.* 3, 289-96(1954).
- C 10 Autopsy Studies of Distribution of Gallium 72. M. Bruer, G. A. Andrews, D. J. Rehbock, S. W. Root, and J. Gray. *Radiology* 61, 590-5(1953).
- C 11 Balance Studies in Two Remarkable Instances of "Pure" Chronic Potassium Depletion Resulting from the Overuse of Laxatives. W. B. Schwartz and A. S. Relman. *J. Clin. Invest.* 31, 660(1952).
- C 12 Biologic Studies with Arsenic 76. IV. The Histopathologic Effects of Arsenic 76, in Patients with Leukemia and Related Diseases. M. Block, L. O. Jacobson, and W. Neal. *J. Lab. Clin. Med.* 38, 792(1951).
- C 13 Biological Studies with Arsenic 76. IV. The Histopathologic Effect of Arsenic 76 Upon the Hematopoietic Tissues of Patients with Leukemia. M. Block, L. O. Jacobson, and W. Neal. *J. Lab. Clin. Med.* 41, 499-515(1953).
- C 14 Blood Iodine Levels in Pregnancy and Abortion. K. P. Russell. *Surg. Gynecol. Obstet.* 96, 577-80(1953).
- C 15 Blood Isotope Levels Following a Test Meal of I-131-Labeled Protein. A. B. Chinn, P. S. Lavik, L. I. Babb, G. W. Buckaloo, R. M. Stitt, and W. E. Abbott. *J. Lab. Clin. Med.* 42, 377-9(1953).
- C 16 Blood (Red Cell) Volume Measured by Carbon Monoxide and Radiochromium Methods. J. Hopper, Jr., N. Nomof, E. Brown, R. Wennesland, and K. G. Scott. *J. Clin. Invest.* 33, 944(1954).
- C 17 Blood Volume Alterations in Congestive Heart Failure. S. S. Schreiber, A. Bauman, R. S. Yalow, and S. A. Berson. *J. Clin. Invest.* 33, 578-86(1954).
- C 18 The Blood Volume and Blood Turnover in Thoracic Surgery as Determined by P-32 Labelled Red Blood Cells. N. I. Berlin, D. F. Rowles, G. M. Hyde, R. J. Parsons, P. C. Sampson, and S. Port. *Surg. Gynecol. Obstet.* 92, 712-16(1951).
- C 19 Blood Volume in Congenital Heart Disease: Simultaneous Measurements with Evans Blue and Radioactive Phosphorus. H. W. Scott, Jr.,

- S. R. Elliott, H. and R. C. Clay. *Bull. Johns Hopkins Hosp.* 89, 121(1951).
- C 20 Blood Volume in Congestive Heart Failure as Determined with Iodinated Human Serum Albumin. E. Kaplan, R. C. Puestow, L. A. Baker, and S. Kruger. *Am. Heart J.* 47, 824-38(1954).
- C 21 Blood Volume Determination: Comparison of T-1824 and P-32 Labeled Red Cell Methods. L. R. Wasserman, Tse-Fei Yoh, and I. A. Rashkoff. *J. Lab. Clin. Med.* 37, 342-52(1951).
- C 22 The Blood Volume in Portal Cirrhosis as Determined by P-32 Labeled Red Blood Cells. G. M. Hyde, N. I. Berlin, R. J. Parsons, J. H. Lawrence, and S. Port. *J. Lab. Clin. Med.* 39, 347-53(1952).
- C 23 Blood Volume Studies in Pernicious Anemia and Non-Tropical Sprue. L. M. Meyer and R. Bercher. *Proc. Soc. Exptl. Biol. Med.* 81, 511-13(1952).
- C 24 Blood Volume Variation During Labor and Early Puerperium. H. J. Tatum. *Am. J. Obstet. Gynecol.* 66, 27-35(1953).
- C 25 The Blood Volume in Various Medical and Surgical Conditions. N. I. Berlin, G. M. Hyde, R. J. Parsons, and J. H. Lawrence. *New Engl. J. Med.* 247, 675-83(1952).
- C 26 Body Potassium Deficiency in Diabetes Mellitus. J. K. Aikawa, J. H. Felts, and G. T. Harrell, Jr. *J. Clin. Invest.* 31, 614(1952).
- C 27 Bone Marrow Studies in Polycythemia. M. Block and W. F. Bethard. *J. Clin. Invest.* 31, 618(1952).
- C 28 The Cardiac Complications of Hemochromatosis. T. H. Bothwell, B. Van Lingen, T. Alper and M. L. Du Preez. *Am Heart J.* 43, 333-40(1952).
- C 29 Carrier-Free Radioactive Iodine 131 Thyroid Uptake and Urinary Excretion in Normal and Hypothyroid Children. W. A. Reilly and D. I. Bayer. *J. Clin. Endocrinol.* 10, 811(1950).
- C 30 Changes in Human Plasma Mucoproteins in Hyperthyroidism and Myxedema. P. Mustacchi, M. L. Petermann and J. E. Rall. *J. Clin. Endocrinol. Metabolism* 14, 729-34(1954).
- C 31 Chloride "Space" and Total Exchanging Chloride in Man Measured with Long-Life Radiochloride, C-36. S. A. Threefoot, G. E. Burch, and C. T. Ray. *J. Lab. Clin. Med.* 42, 16-33(1953).
- C 32 Chromatographic Changes in Plasma I-131 During the Treatment of Graves' and Cardiac Diseases Correlated with Clinical Course. W. E. White and W. A. Reilly. *J. Lab. Clin. Med.* 43, 553-65(1954).
- C 33 The Circulating Red Cell Mass in Polycythemia Vera as Determined by Red Blood Cells Tagged with the Radioactive Isotope of Iron. P. F. Hahn, E. B. Wells and G. R. Meneely. *Southern Med. J.* 43, 947-50(1950).
- C 34 Circulating Red Cell Volume and Body Hematocrit in Normal Pregnancy and the Puerperium by Direct Measurement, Using Radioactive Red Cells. W. L. Caton, C. C. Roby, D. E. Reid, R. Caswell, C. J. Maletskos, R. G. Fluharty, and J. G. Gibson, II. *Am. J. Obstet. Gynecol.* 61, 1207-17(1951).
- C 35 The Circulation of Radiation Damaged Skin Radiosodium Clearance Studies. B. Roswit, L. H. Wisham and J. Sorrentino. *Am. J. Roentgenol. Radium Therapy Nuclear Med.* 69, 980-90(1953).
- C 36 Clinical Discussion, The Use and Abuse of Thyroid Hormone Therapy. M. Perlmutter. *Metabolism, Clin. Exptl.* 2, 81-92(1953).
- C 37 Clinical Evaluation of Dicumarinyl Derivatives with a Metabolic Study of the Radioactively Labeled Anticoagulants in Animals. E. P. Hausner, C. L. Shafer, M. Corson, O. Johnson, T. Trujillo, and W. Langham. *Circulation* 2, 171-81(1951).
- C 38 Clinical and Experimental Studies with Tritium. T. C. Prentice, W. Siri, N. I. Berlin, and R. J. Parsons. *J. Clin. Invest.* 31, 654(1952).
- C 39 Clinical, Metabolic and Genetic Studies in Myotonia Dystrophica. A. A. Sandberg, F. E. Stephens, and F. H. Tyler. *J. Clin. Invest.* 33, 961-62(1954).
- C 40 Clinical Observations on the Use of Radioactive Iodine in Diseases of the Thyroid Gland. M. T. Friedell, F. Schaffner, and I. F. Hummon. *Am. Practitioner Dig. Treatment* 2, 415-21(1951).
- C 41 Clinical Studies with Gallium 72. G. A. Andrews, S. W. Root, and H. D. Kerman. *Radiology.* 61, 570-88(1953).
- C 42 The Clinical Use of Radioactive Isotopes. J. H. Lawrence. *Bull. N. Y. Acad. Med.* 26, 640-69(1950).
- C 43 Clinical Uses of Radioactive Isotopes. J. R. Maxfield, Jr. and J. G. S. Maxfield. *Texas State J. Med.* 48, 449-53(1952).
- C 44 Comparative Incorporation of S-35 L-Cystine and S-35 Sodium Sulfate by Normal and Leukemic Leukocytes. A. S. Weisberger, L. G. Suhrland, and B. Levine. *J. Clin. Invest.* 33, 971(1954).
- C 45 Concentration Gradients for Inorganic I-131 and Chloride in Mixed Human Saliva. N. Freinkel and S. H. Ingbar. *J. Clin. Invest.* 32, 1077-84(1953).
- C 46 The Concentration and Significance of the Butanol-extractable I-131 of Serum in Patients with Diverse States of Thyroidal Function. S. H. Ingbar, N. Freinkel, P. D. Hoeprich, and J. W. Athens. *J. Clin. Invest.* 33, 388-99(1954).
- C 47 A Continuous Recording Determination of Early Disappearance of Iodinated (I-131) Human Serum Albumin from Circulating Blood. W. H. Pritchard and W. J. MacIntyre. *J. Lab. Clin. Med.* 40, 928-29(1952).
- C 48 Cretinism, with or without Goiter, in 5 of 10 Siblings. D. L. Sexton and R. Mack. *J. Clin. Endocrinol. Metabolism* 14, 747-55(1954).

- C 49 Cytological Studies on Patients with Carcinoma of the Cervix Treated with Co-60. E. Von Haam, C. H. Hendricks, and T. L. Morton. *Cancer Research* 12, 303-04(1952).
- C 50 Deposition of Radioactive Iodine in Teeth of Persons Treated for Disease of the Thyroid Gland. W. W. Wainwright, B. D. Butt, J. D. Hauptfuehrer, and H. L. Dute. *J. Am. Dental Assoc.* 47, 649-55(1953).
- C 51 The Determination of Cardiac Output by a Continuous Recording System Utilizing Iodinated (I-131) Human Serum Albumin. II. Clinical Studies. W. H. Pritchard, W. J. MacIntyre, W. C. Schmidt, B. L. Brofman, and D. J. Moore. *Circulation* 6, 572-77(1952).
- C 52 Determination of Deuterium Exchange Rates between Maternal Circulation and Amniotic Fluid. A. A. Plentl, and D. L. Hutchinson. *Proc. Soc. Exptl. Biol. Med.* 82, 681(1953).
- C 53 The Determination of Plasma Volume in Man with Radioactive Chromic Chloride. H. Frank, and S. J. Gray. *J. Clin. Invest.* 32, 991-9(1953).
- C 54 Determination of Trapped Plasma in the Centrifuged Erythrocyte Volume of Normal Human Blood with Radioiodinated (I-131) Human Serum Albumin and Radiosodium (Na24). O. N. Vazquez, K. Newerly, R. S. Yalow, and S. A. Berson. *J. Lab. Clin. Med.* 39, 595-604(1952).
- C 55 Diabetic Retinopathy and Urinary Excretion of Vitamin B₁₂. C. A. Lang, B. Becker, D. Gleysteen, and B. F. Chow. *Federation Proc.* 12, 420-1(1953).
- C 56 The Diphasic Character of Thyroidal I-131 Clearance. J. H. Nodine, W. H. Perloff, D. De Albuquerque, L. Percezek, and B. Channick. *J. Clin. Endocrinol. Metabolism* 14, 773(1954).
- C 57 Direct Irradiation of Carcinoma of the Liver and Biliary Tract by the Use of Radioactive Iodine (I-131) in tetraiodophenolphthalein. G. H. Copher, V. H. Wallingford, W. G. Scott, G. G. Zedler, B. Hayward, and S. Moore. *Am. J. Roentgenol. Radium Therapy Nuclear Med.* 67, 964-73(1952).
- C 58 Direct Measurement of I-131 Thyroid Gland Uptake and Turnover to Relation to Thyroid Function in Normal and Pathologic States. A. S. Freedberg, D. L. Chamovitz, and A. M. Ureles. *Federation Proc.* 9, 43(1950).
- C 59 A Directional Scintillation Counter for the Laboratory Study of Thyroid Tumors. B. M. Dobyns and G. Brownell. *Lab. Invest.* 3, 39-47(1954).
- C 60 Disappearance from Serum of I-131-Labeled L-Thyroxine and L-Triiodothyronine in Euthyroid Subjects. K. Sterling, J. Lashof, and E. B. Man. *J. Clin. Invest.* 33, 967(1954).
- C 61 Disappearance from Serum of I-131-Labeled L-Thyroxine and L-Triiodothyronine in Euthyroid Subjects. K. Sterling, J. C. Lashof, and E. B. Man. *J. Clin. Invest.* 33, 1031-5(1954).
- C 62 Distribution and Degradation Studies with Insulin-I-131. N. J. Elgee, R. H. Williams, and N. D. Lee. *J. Clin. Invest.* 33, 1252-60(1954).
- C 63 Distribution and Excretion of Radioactive Isoniazid in Tuberculous Patients. W. R. Barclay, R. H. Ebert, G. V. LeRoy, R. W. Mauthei, and L. J. Roth. *J. Am. Med. Assoc.* 151, 1384-8(1953).
- C 64 Distribution of I-131 in Tissue Obtained at Necropsy or at Surgical Operation in Man. G. S. Kurland and A. S. Freedberg. *J. Clin. Endocrinol.* 11, 843-56(1951).
- C 65 Distribution of Radioactive Phosphorus in Normal and Diseased Brain Tissue. Experimental and Clinical Observations. W. E. Stern and C. Marshall. *Proc. Soc. Exptl. Biol. Med.* 78, 16-20(1951).
- C 66 Distribution of Radioiodide in Man. N. B. Myant, B. D. Corbett, A. J. Honour, and E. E. Pochin. *Clin. Sci.* 9, 405-19(1950).
- C 67 The Distribution of Sodium and Potassium in Man. N. Deane and H. W. Smith. *J. Clin. Invest.* 31, 197-9(1952).
- C 68 Dosimetric Considerations in Determining Hematopoietic Damage from Radioactive Iodine. J. E. Rall, C. G. Foster, J. Robbins, R. Lazerson, L. E. Farr, and R. W. Rawson. *Am. J. Roentgenol. Radium Therapy Nuclear Med.* 70, 274-82(1953).
- C 69 Dosimetric Considerations with Radioiodine. J. E. Rall, C. E. Foster and W. Peacock. *J. Clin. Invest.* 31, 655(1952).
- C 70 The Effect of Congestive Heart Failure on the Blood Volume as Determined by Radioactive Chromium-Tagged Red Cells. S. Eisenberg. *Clin. Research Proc.* 1, 77(1953).
- C 71 Effect of Irradiation upon the Uptake of Labeled Phosphorus in Human Carcinoma of the Cervix. M. L. Taymor, N. Gold, S. H. Sturgis, J. V. Meigs, and J. MacMillan. *Cancer* 5, 469-77(1952).
- C 72 The Effect of Massive Cortisone Therapy on Measurements of Thyroid Function. D. S. Frederickson, P. H. Forsham, and G. W. Thorn. *J. Clin. Endocrinol. Metabolism* 12, 541-53(1952).
- C 73 Effect of a Mercurial Diuretic on Thyroid Uptake and Renal Clearance of Radioiodine. S. N. Spies. *Proc. Soc. Exptl. Biol. Med.* 86, 469-71(1954).
- C 74 The Effect of a Thyrotrophic Hormone Preparation on the Metabolism of Radioiodine in Euthyroid, Hyperthyroid and Acromegalic Individuals. D. V. Becker, J. E. Rall, W. Peacock, and R. W. Rawson. *J. Clin. Invest.* 32, 149-60(1953).
- C 75 Effect of Variation in Thyroid Function on the Pressor Response to Norepinephrine in Man. R. E. Schneckloth, G. S. Kurland, and A. S. Freedberg. *Metabolism, Clin. Exptl.* 2, 546-55(1953).

- C 76 Effective Half-Life of Radioactive Iodine (I-131) in the Hyperthyroid Gland, Its Significance in the Treatment of Thyrotoxicosis. C. E. Schmidt and J. Nadelhaft. *Lab Invest.* 2, 133-39(1953).
- C 77 Endogenous Fat Metabolism Studied by Heavy Water Dilution and Nitrogen Balance. I. S. Edelman, L. Brooks, and F. D. Moore. *J. Clin. Invest.* 31, 626(1952).
- C 78 Estimation of Ascitic Fluid Volumes. L. Baker, R. C. Puestow, S. Kruger, and J. H. Last. *J. Lab. Clin. Med.* 39, 30-5(1952).
- C 79 Estimation of Radioiodine in the Thyroid Gland of Living Subjects. N. B. Myant, A. J. Honour, and E. C. Pochin. *Clin. Sci.* 8, 135-44(1949).
- C 80 An Estimation of the Renal and Extrarenal Clearance of Radioiodide in Man. W. M. McConahey, F. R. Keating, Jr., and M. H. Power. *J. Clin. Invest.* 30, 778(1951).
- C 81 Estimation of the Time of Equilibrium of Distribution of Long-Life Radiochlorine and Radio-sodium in Man with and Without Chronic Congestive Heart Failure. C. T. Ray, G. E. Burch, and S. A. Threefoot. *J. Lab. Clin. Med.* 38, 940-1(1951).
- C 82 Etude de la Distribution dans L'organisme du Phosphate de Chrome Radioactif Injecte par Voie Intra-Vieneuse. (Study of the distribution in the organism of radioactive chromium phosphate injected by the intravenous route.) A. Herve and J. Govaerts. *Acta Radiol.* 35, 257-64 (1951).
- C 83 The Exchangeable Potassium Content in Disease States. J. K. Aikawa, J. H. Felts, Jr., M. P. Tyor, and G. T. Harrell. *J. Clin. Invest.* 31, 743-9(1952).
- C 84 The Exchangeable Potassium Content of Normal Women. J. K. Aikawa, G. T. Harrell, and B. Eisenberg. *J. Clin. Invest.* 31, 367-9(1952).
- C 85 The Exchangeable Thyroid Hormonal Pool: I. Its Magnitude and Rate of Turnover in Various Thyroid States in Man. M. W. Hamolsky, A. S. Freedberg, G. S. Kurland, and L. Wolsky. *J. Clin. Invest.* 32, 453-7(1953).
- C 86 Excretion of Cobalt 60-Labeled Vitamin B-12 after Total Gastrectomy. M. E. Swendseid, J. A. Halsted and R. L. Libby. *Proc. Soc. Exptl. Biol. Med.* 83, 226-8(1953).
- C 87 Experience with the Radioiodine Tracer Test in Radioiodine-Treated Thyrotoxic Patients. R. Goldsmith. *Am. J. Med. Sci.* 227, 403-7(1954).
- C 88 Extreme Hyperferremia in Two Instances of Hemochromatosis with Notes on the Treatment of One Patient by Means of Repeated Venesection. R. B. Howard, W. M. Balfour, and R. Cullen. *J. Lab. Clin. Med.* 43, 848-59(1954).
- C 89 Factors Influencing the *in Vitro* Uptake of Radiophosphorus by Human Erythrocytes. A. R. Feinstein, E. L. Gordon, and W. F. Bethard. *J. Lab. Clin. Med.* 42, 165-77(1953).
- C 90 The Fate of Hydrocortisone-4-C 14 in Man. L. Hellman, H. L. Bradlow, J. Adesman, D. K. Fukushima, J. L. Kulp, and T. F. Gallagher. *J. Clin. Invest.* 33, 940-1(1954).
- C 91 Fate of Intravenously Injected Labelled Gamma Globulin in the Normal Subject and in Patients with Rheumatoid Arthritis. J. H. Vaughan, A. Armato, J. Goldthwaite, P. Brachman, C. B. Favour, and T. B. Bayles. *J. Clin. Invest.* 31, 668(1952).
- C 92 A Fermentable Non-Reducing Substance in Plasma Following Insulin Administration. A. N. Wick, D. R. Drury, and E. M. MacKay. *Proc. Soc. Exptl. Biol. Med.* 75, 577-9(1950).
- C 93 Ferrokines in Normal Persons and in Patients Having Various Erythropoietic Disorders. R. L. Euff, P. L. Almlinger, J. F. Garcia, J. M. Oda, M. C. Cockrell, and J. H. Lawrence. *J. Clin. Invest.* 30, 1512-26(1951).
- C 94 A Forty-Eight Hour Procedure for the Determination of Post-Transfusion Survival of Erythrocytes from Preserved Blood, Employing Radioactive Chromium 51 (Cr51). T. R. Talbot, Jr., M. Sax, and A. Cary. *J. Clin. Invest.* 33, 968 (1954).
- C 95 Further Evidence that Graves' Disease Is Hyperthyroidism and Not Hyperpituitarism: Effects of Triiodothyronine and Sodium Iodide. S. C. Werner, M. Spooner, and H. Hamilton. *J. Clin. Endocrinol. Metabolism* 14, 768-9(1954).
- C 96 Goitre Plongeant (Plunging Goiter) Associated with Pharyngo-Esophageal Diverticulum. M. Slobodkin. *Radiology* 58, 378-82(1952).
- C 97 Graves' Disease: Hyperthyroidism or Hyperpituitarism. S. C. Werner, H. Hamilton, and M. Nemeth. *J. Clin. Endocrinol. Metabolism* 12, 1561-71(1952).
- C 98 The Heart in I-131-Induced Myxedema Comparison of the Roentgenographic and Electrocardiographic Findings before and after the Induction of Myxedema. G. S. Kurland, R. E. Schneklath, and A. S. Freeberg. *New Engl. J. Med.* 249, 215-22(1953).
- C 99 The Hemolytic Effect of Primaquine. I. The Localization of the Drug-Induced Hemolytic Defect in Primaquine-Sensitive Individuals. R. J. Dern, I. M. Weinstein, G. V. LeRoy, D. W. Talmage, and A. S. Alving. *J. Lab. Clin. Med.* 43, 303-9(1954).
- C 100 The Hemolytic Effect of Primaquine. IV. The Relationship of Cell Age to Hemolysis. E. Beutler, R. J. Dern, and A. S. Alving. *J. Lab. Clin. Med.* 44, 439-42(1954).
- C 101 High PBI-131 Concentration in Blood of Patients with Myxedema: Preliminary Report. P. S. Blom and J. Terpstra. *J. Clin. Endocrinol. Metabolism* 13, 989-93(1953).
- C 102 Human Serum Albumin Tagged with I-131 in Patients with Ascites Caused by Abdominal Carcinomatosis and Portal Cirrhosis: The Rates of Interchange Between the Vascular Compart-

- ment and Peritoneal Cavity. M. P. Tyor. *J. Lab. Clin. Med.* 44, 110-7(1954).
- C 103 Hyperthyroidism Without Apparent Hypermetabolism. S. C. Werner and H. Hamilton. *J. Am. Med. Asso.* 146, 450-3(1951).
- C 104 The Incorporation of C-14 Glycine into Protein by Human Liver Slices. C. M. Grossman and J. D. Hausechildt. *J. Clin. Invest.* 31, 192-6(1952).
- C 105 Increased Uptake of Iodine 131 by the Thyroid Gland after Administration of Hesperidine Methyl Chalcone. W. A. Reilly, K. G. Scott, and W. E. White. *Proc. Soc. Exptl. Biol. Med.* 81, 682-3(1952).
- C 106 Influence of Adrenal and Gonadal Steroids on the Uptake of Iodine by the Thyroid Gland. W. Zingg and W. F. Perry. *J. Clin. Endocrinol. Metabolism* 13, 712-23(1953).
- C 107 Influence of Certain Diseases on the Absorption of Vitamin B-12 from the Gastrointestinal Tract. J. R. Krevans, C. L. Conley, and M. Sachs. *J. Clin. Invest.* 33, 949-50(1954).
- C 108 The Influence of Dynamic Sequestration of An Electrolyte on the Calculation of "Space" and "Mass" by the Tracer Method. G. E. Bureh, S. A. Threefoot, and C. T. Ray. *J. Lab. Clin. Med.* 40, 786(1952).
- C 109 Influence of Ionizing Radiation and Dietary Restriction on Body Fluid Compartments and Water Kinetics in Patients with Malignant Lymphoma. J. Greenberg and D. Laszlo. *Federation Proc.* 13, No. 1, 60-1(1954).
- C 110 Intrapleurally Injected Colloidal Au-198 and Growth and Implantation of Free Tumor Cells in Pleural Exudate. H. Goldie, H. D. West, B. R. Jeffries and C. H. Butler. *Proc. Soc. Exptl. Biol. Med.* 80, 327-31(1952).
- C 111 The Intravascular Life Span of Transfused Leukocytes Tagged with Atabrine. L. P. White. *Blood* 9, 73-82(1954).
- C 112 Intrinsic Factor Studies. II. The Effect of Gastric Juice on the Urinary Excretion of Radioactivity after the Oral Administration of Radioactive Vitamin B-12. R. F. Schilling. *J. Lab. Clin. Med.* 42, 860-6(1953).
- C 113 Investigation of the Permeability Factor in Ascites and Edema Using Albumin Tagged with I-131. J. A. Schoenberger, G. Kroll, A. Sakamoto, and R. M. Kark. *Gastroenterology* 22, 607-19(1952).
- C 114 The Iodine Uptake of the Human Thyroid Throughout the Menstrual Cycle and in Pregnancy. E. E. Pochin. *Clin. Sci.* 2, 441-5(1952).
- C 115 I-131 Uptake in Treated Hyperthyroidism. F. K. Bauer. *Am. J. Med. Sci.* 223, 495-501(1952).
- C 116 Iron Metabolism in Human Pregnancy as Studied with the Radioactive Isotope, Fe-59. P. F. Hahn, E. L. Carothers, W. J. Darby, M. Martin, C. W. Sheppard, R. O. Cannon, A. S. Beam, P. M. Densen, J. C. Peterson, and G. S. McClellan. *Am. J. Obstet. Gynecol.* 61, 177-86(1951).
- C 117 Iron Metabolism in Steatorrhea. The Use of Radioactive Iron in Studies of Absorption and Utilization. J. Badenoch and S. T. Callender. *Blood* 9, 123-33(1954).
- C 118 Iron Turnover Abnormalities in Patients Having Anemia: Serum Blood and *in Vivo* Tissue Studies with Fe-59. P. J. Elminger, A. L. Huff, C. A. Tobias, and J. H. Lawrence. *Acta Hemat. Scandinav.* 9, 73-96(1953).
- C 119 Iron Turnover, Rates and Pathways. P. J. Elminger. *Federation Proc.* 12, 39(1953).
- C 120 Isotopic Studies of the Body Potassium Content in Thyrotoxicosis. J. K. Aikawa. *Proc. Soc. Exptl. Biol. Med.* 84, 594-6(1953).
- C 121 Isotopic Studies of Potassium Metabolism in Diabetes. J. K. Aikawa, J. H. Felts, Jr., and G. T. Harrell, Jr. *J. Clin. Invest.* 32, 15-21(1953).
- C 122 Jet Injection of Radioisotopes: A Clinical Study Comparing Needle and Jet Injection of I-131, K-42, and Na-24. F. K. Bauer, B. Cassen, E. Youteheff, and L. Shoop. *Am. J. Med. Sci.* 225, 374-8(1953).
- C 123 Labeled Methionine as an Indicator of Protein Formation in Children with Lipoid Nephrosis. V. C. Kelley, M. R. Ziegler, D. Doeden and I. McQuarrie. *Proc. Soc. Exptl. Biol. Med.* 75, 153-5(1950).
- C 124 The Life Span of the Elliptocyte Hereditary Elliptocytosis and Its Relationship to Other Familial Hemolytic Diseases. A. G. Motulsky, K. Singer, W. H. Crosby, and V. Smith. *Blood* 9, 57-72(1954).
- C 125 The Life Span of the Red Blood Cell in Chronic Leukemia and Polycythemia. N. I. Berlin, J. H. Lawrence, and H. C. Lee. *Science* 114, 385-7(1951).
- C 126 The Local Blood Flow in Human Bone Marrow in Leukemia and Neoplastic Diseases as Determined by the Clearance Rate of Radioiodide (I-131). N. L. Petrakis, S. P. Masouredis, and P. Miller. *J. Clin. Invest.* 32, 952-63(1953).
- C 127 Lymph-Node Concentration of Radioactive Colloidal Gold Following Interstitial Injection. A. I. Sherman and M. Ter-Pogossian. *Cancer* 6, 1238-40(1953).
- C 128 The Measurement of Total Body Water in the Human Subject by Deuterium Oxide Dilution. P. R. Schloerb, B. J. Friis-Hansen, I. S. Edelman, A. K. Solomon, and F. D. Moore. *J. Clin. Invest.* 29, 1296-1310(1950).
- C 129 Metabolic Studies with I-131 Labeled Thyroid Compounds: Distribution and Excretion of Radiiodotyrosine in Human Beings. A. Albert and F. R. Keating, Jr. *J. Clin. Endocrinol.* 11, 996-1011(1951).
- C 130 The Metabolism of Radioactive Iodine (I-131) in Patients with Cardiac Disease. F. R. Birkhill,

- K. E. Corrigan, and H. S. Hayden. *Am. J. Roentgenol* 67, 42-50(1952).
- C 131 The Metabolism of Radiothyroxine in Exophthalmic Goiter. R. S. Benur, A. Albert, and F. R. Keating, Jr. *J. Clin. Endocrinol. Metabolism* 12, 1461-73(1952).
- C 132 The Metabolism of Radiothyroxine in Man. N. B. Myant and E. E. Pochin. *Clin. Sci.* 9, 421-40(1950).
- C 133 Metastatic Adenocarcinoma of the Thyroid With Elevated Basal Metabolism: Radioiodine Studies. S. J. Weinberg, R. M. Fink, K. Fink, and G. L. Packer. *Ann. Internal Med.* 32, 1207-24(1950).
- C 134 Metastatic Carcinoma of Rectum to the Thyroid Gland. Correlation with Radioactive Iodine Studies. D. M. Sklaroff. *Arch. Surg.* 68, 117-9(1954).
- C 135 A Model of Plasma Iron Kinetics in Human Subjects. R. L. Huff, P. Elmlinger, R. Mortimer, H. Auger and C. A. Tobias. *J. Clin. Invest.* 31, 640(1952).
- C 136 A New Method for Measuring Transcapillary Exchanges: The Transfer of Salt and Water in the Lesser Circulation of Man. M. Freinkel, G. E. Schreiner, and J. W. Athens. *J. Clin. Invest.* 31, 629(1952).
- C 137 A New Test for Intrinsic Factor Activity. R. R. Schilling. *J. Lab. Clin. Med.* 42, 946-7(1953).
- C 138 Nucleic Acid Metabolism in Chronic Lymphatic Leukemia. L. Hamilton. *J. Clin. Invest.* 33, 939-40(1954).
- C 139 Observations on Body Composition and Body Water Metabolism in Normal Pregnancy. H. B. Haley, and J. W. Woodbury. *J. Clin. Invest.* 31, 635(1952).
- C 140 Oral Administration of Co-60 Vitamin B₁₂ in Pernicious Anemia. L. M. Meyer. *Proc. Soc. Exptl. Biol. Med.* 82, 490-1(1953).
- C 141 The Persistence in the Blood of the Radioactive Label of Albumin, Gamma Globulins, Globulins of Intermediate Mobility Studied with S₃₅ and Paper Electrophoresis: Methods and Preliminary Results. S. H. Armstrong, Jr., K. McLeod, J. Wolter, and J. Kukral. *J. Lab. Clin. Med.* 43, 918-37(1954).
- C 142 Pituitary Thyroid Relationship in Normal and Disordered Thyroid States. S. C. Werner. *Bull. N. Y. Acad. Med.* 29, 523-36(1953).
- C 143 Plasma Iodide Clearance Rate of Human Thyroid. N. B. Myant, E. E. Pochin and E. A. G. Goldie. *Clin. Sci.* 8, 109-33(1949).
- C 144 A Preliminary Report on The Use of Gallium 72 in Clinical Tracer Studies. E. R. King, M. W. Mason, H. B. Messinger, H. C. Dudley. *Radiology* 59, 844-8(1952).
- C 145 A Preliminary Study on the Renal Excretion of Radioactive Colchicine in Patients with and Without Neoplastic Disease. E. J. Walaszek, E. M. K. Geiling and G. V. LeRoy. *J. Lab. Med.* 42, 960-1(1953).
- C 146 Progesterone Metabolism. II. Pregnane-diol Excretion Following Oral, Sublingual and Parenteral Administration of Progesterone. R. H. Fischer and S. P. McColgan. *J. Clin. Endocrinol. Metabolism* 13, 1043-53(1953).
- C 147 Propylthiouracil: 4-6 Year Follow-Up of Selected Patients with Graves Disease. E. P. McCullagh and C. E. Cassidy. *J. Clin. Endocrinol. Metabolism* 13, 1057-12(1953).
- C 148 Protein-Binding of Thyroxine in Normal and Nephrotic Serum. J. Robbins, J. E. Rall, and M. L. Petermann. *J. Clin. Invest.* 33, 959-60(1954).
- C 149 Protein-Bound Blood Iodine in Cardiovascular Disease. H. W. Allison and T. L. Bliss. *Ann. Internal Med.* 39, 326-32(1953).
- C 150 Radioactive Iodine as an Adjunct to the Surgical Management of Diseases of the Thyroid. B. M. Dobyns. *Surg. Gynecol. Obstet.* 93, 415-27(1951).
- C 151 Radioactive Iodine Uptake in the Hypermetabolism of Acromegaly. E. P. McCullagh, A. Gold, and J. B. R. McKendry. *J. Clin. Endocrinol.* 10, 687-91(1950).
- C 152 Radioactive Iodine: Its Use in Studying Certain Functions of Thyroid Tumors. R. W. Rawson. *Brookhaven Conf. Rept.* (Symposium on Radioiodine) 4-12(1948).
- C 153 Radioactive Iron Absorption in Siderosis (Hemochromatosis) of the Liver. R. E. Peterson and R. H. Ettinger. *Am. J. Med.* 15, 518-24(1953).
- C 154 Radioactive Potassium Distribution in Metabolic Disorders. B. A. Burrows, M. M. Ashley, and J. H. Sisson. *J. Clin. Invest.* 31, 620(1952).
- C 155 Radioactive Potassium (K-42) in the Study of Benign and Malignant Breast Tumors. I. T. Nathanson, W. H. Baker, and B. Selverstone. *Proc. Am. Soc. Cancer Research* 1, 40(1953).
- C 156 A Radiochemical Method for the Determination of Micro Quantities of Thyroxine. F. C. Larson, D. M. Coulson, and E. C. Albright. *J. Lab. Clin. Med.* 38, 827(1951).
- C 157 Radiochromatographic Identification of Thyroxin in an Alpha Globulin Fraction of Serum Separated by Starch Zone Electrophoresis. E. C. Albright, W. P. Deiss, and F. C. Larson. *J. Lab. Clin. Med.* 42, 777(1953).
- C 158 Radiochromatographic Identification of Thyroxin in an Alpha Globulin Fraction of Serum Separated by Starch Zone Electrophoresis. F. C. Larson, W. P. Deiss, and E. C. Albright. *J. Clin. Invest.* 33, 230-4(1954).
- C 159 Radioiodine (I-131) and Gonadal Function: An Experimental and Clinical Study. B. J. Duffy, Jr., J. T. Godwin, J. B. Trunnell, and R. W. Rawson. *J. Clin. Endocrinol.* 10, 810-1(1950).
- C 160 Radioiodine (I-131) Tracer Studies after Total Thyroidectomy. D. E. Szilagyi, R. D. McClure,

- T. H. Connell, Jr., J. H. L. Watson, and L. E. Preuss. *Ann. Surg.* 134, 546-65(1951).
- C 161 Radioiodine Studies in Thyroiditis. W. M. McConahey and F. R. Keating, Jr. *J. Clin. Endocrinol.* 11, 1116-22(1951).
- C 162 Radioiodine in the Study and Treatment of Thyroid Disease: A Review. M. P. Kelsey, S. F. Haines, and F. R. Keating, Jr. *J. Clin. Endocrinol.* 9, 171-210(1949).
- C 163 A Radioiodine Tracer Study of the Fate of Human Thyroid Autotransplants. E. E. Szilagyi, J. L. Barrett, E. R. Longabaugh, and L. E. Preuss. *J. Clin. Endocrinol. Metabolism* 13, 1347-57(1953).
- C 164 Radioiodine Uptake in the Study of Different Types of Hypothyroidism in Childhood. S. H. Silverman and L. Wilkins. *Pediatrics* 12, 288-99(1953).
- C 165 Radioiron Studies in a Case of Hemochromatosis. T. Alper, D. V. Savage, and T. H. Bothwell. *J. Lab. Clin. Med.* 37, 665-75(1951).
- C 166 Radioisotopes in Pathology. P. J. Fitzgerald. *Am. J. Clin. Pathol.* 24, 70(1954).
- C 167 Radiophosphorus Studies in Breast Tumors: Six Years' Investigation of the Validity of the Surface Measurement Method. B. V. A. Low-Beer and R. B. Green. *Cardiologia* 21, 497-505(1952).
- C 168 A Rapid Method for Clinical Total Blood Volume Determination Using Radioactive Iodinated Human Serum Albumin. J. B. Aust, S. N. Chou, J. F. Marvin, E. L. Braekney, and G. E. Moore. *Proc. Soc. Exptl. Biol. Med.* 77, 514(1951).
- C 169 The Rate of Disappearance of Iodinated Human Albumin from the Serum in Relation to Albumin Concentration, Total Circulating Albumin Content, and the Presence of Ascites in Patients with Cirrhosis. M. P. Tyor and D. Cayer. *J. Lab. Clin. Med.* 39, 874-81(1952).
- C 170 Red Cell Survival Studies in Abnormal Hemoglobin Syndromes. I. M. Weinstein, C. L. Spurling, and H. Klein. *J. Lab. Clin. Med.* 42, 963(1953).
- C 171 Refractory Macrocytic Anemia with Defect in Vitamin B-12 Binding and with Response to Normal Plasma. D. L. Horrigan. *J. Lab. Clin. Med.* 40, 811-12(1952).
- C 172 The Relative Rates of Formation of New Leukocytes in Patients with Acute and Chronic Leukemias. E. E. Osgood, H. Tivey, K. B. Davison, A. J. Seaman, and J. G. Li. *Cancer* 5, 331-5(1952).
- C 173 The Renal Excretion of I-131. Simultaneous Determinations of I-131 and Inulin Clearances in Varying States of Thyroid and Renal Function. N. S. Bricker and C. J. Hlad, Jr., *J. Lab. Clin. Med.* 42, 788-9(1953).
- C 174 Renal Excretion of Radioactive Colchicine in Patients with and Without Neoplastic Disease. E. J. Walaszek, G. V. LeRoy, and E. M. K. Geiling. *Federation Proc.* 13, No. 1, 413-4(1954).
- C 175 Routine Clinical Experiences Using Urokon Sodium 70% in Intravenous Urography. A. A. Porporis, O. C. Zink, H. M. Wilson, C. N. Barry, R. Royce, and D. K. Rose. *Radiology* 60, 675-86(1953).
- C 176 Saphenous Circulation Time Test with A Radioactive Tracer. H. T. Zankel and R. Clark. *Proc. Soc. Exptl. Biol. Med.* 79, 135-8(1952).
- C 177 The Scintillation Counter in Clinical Studies of Human Thyroid Physiology Using I-131. H. C. Allen, R. L. Libby, and B. Cassen. *J. Clin. Endocrinol.* 11, 492-511(1951).
- C 178 Secretion of Radioiodine in Digestive Juices and Milk in Man. A. J. Honour, N. B. Myant, and E. N. Rowlands. *Clin. Sci.* 11, 449-62(1952).
- C 179 The Selective Tagging of Red Blood Cells and Plasma Proteins with Radioactive Sodium Chromate and Chromic Chloride: Its Use in the Simultaneous Determination of Red Cell Mass and Plasma Volume in Man. S. J. Gray and H. Frank. *J. Clin. Invest.* 32, 571(1953).
- C 180 Serum Albumin Turnover in Laennec's Cirrhosis as Measured by I-131-Tagged Albumin. K. Sterling. *J. Clin. Invest.* 30, 1238-42(1951).
- C 181 Significance of the Radiosodium Space in Human Disease. A Comparison with the Thiocyanate Space. J. K. Aikawa. *Southern Med. J.* 44, 654-60(1951).
- C 182 The Simultaneous Determination of Red Cell Mass and Plasma Volume in Man with Radioactive Sodium Chromate and Chromic Chloride. S. J. Gray and H. Frank. *J. Clin. Invest.* 32, 1000-04(1953).
- C 183 Simultaneous Distribution of T-1824 and I-131 Labelled Human Serum Albumin in Man. N. Freinkel, G. E. Schreiner and J. W. Athens. *J. Clin. Invest.* 32, 138(1953).
- C 184 Six-Year Clinical Evaluation of Radiophosphorous P-32 (In Disease). C. A. Doan, B. K. Wiseman, C. S. Wright, J. H. Geger, W. Myers and J. W. Myers. *J. Lab. Clin. Med.* 32, 943-69(1947).
- C 185 Studies on Blood-Brain Barrier with Radioactive Phosphorus. II. Hypophysis and Hypothalamus in Man. L. Bakay. *Arch. Neurol. Psychiat.* 68, 629-40(1952).
- C 186 Studies with Colloids Containing Radioisotopes of Yttrium, Zirconium, Columbium, and Lanthanum. I. Chemical Principles and Methods Involved in Preparation of Colloids of Yttrium, Zirconium, Columbium and Lanthanum. J. W. Gofman. *J. Lab. Clin. Med.* 34, 297-304(1949).
- C 187 Studies on Fatty Acid Oxidation in Transplanted Neoplasia. S. Weinhouse, A. Allen and R. H. Millington. *Cancer Research* 12, 304-5(1952).
- C 188 Studies of the Fractional Rate of Release of Hormonal Iodine from the Thyroid Gland.

- E. C. Albright and D. H. Solomon. *J. Clin. Endocrinol. Metabolism* 14, 772(1954).
- C 189 Studies of The Human Thyroid Function, Measured by Radio-Iodine and Its Relation to The Basal Metabolic Rate, M. Reiss, C. P. Haigh, R. E. Hemphill, R. Maggs, J. M. Reiss, and S. Smith. *J. Endocrinol.* 8, 1-10(1952).
- C 190 Studies in Man on Endothelial Permeability to Radioactive Iodine-Tagged Albumin Injected Intravenously or Intraperitoneally. J. A. Schoenberger. *J. Lab. Clin. Med.* 40, 941(1952).
- C 191 Studies on Primary Amines. II. Their Natural Occurrence in Urine of Normotensive and Hypertensive Subjects. D. F. Davies, K. M. Wolfe, and H. M. Perry, Jr. *J. Lab. Clin. Med.* 43, 620-32(1954).
- C 192 Studies of Radioactive Insulin. N. J. Elgee, R. H. Williams, N. D. Lee, T. Wong, and J. R. Hogness. *Diabetes* 2, 370(1953).
- C 193 Studies on the Renal Excretion of Radioactive Digitoxin in Human Subjects with Cardiac Failure. G. T. Okita, F. E. Kelsey, P. J. Talso, L. B. Smith and E. M. K. Geiling. *Circulation* 7, 161-8(1953).
- C 194 Studies on Renal Hyperchloremic Acidosis. L. H. Smith, Jr. and G. E. Schreiner. *J. Lab. Clin. Med.* 43, 347-58(1954).
- C 195 Studies of the Urinary Excretion of Gallium 72 in Man. H. D. Bruner, J. Gray, S. W. Root and M. Bruce. *Radiology* 61, 588-90(1953).
- C 196 A Study of the Blood Volume in Congestive Heart Failure. R. K. Funkhouser and W. H. Pritchard. *J. Clin. Invest.* 33, 934(1954).
- C 197 The Study of the Early Disappearance of Iodinated (I-131) Serum Albumin from the Circulation of Edematous Subjects by a Continuously Recording Method. T. W. Moir, A. B. Ford, and W. H. Pritchard. *J. Lab. Clin. Med.* 42, 925(1953).
- C 198 A Study of the Nature of the Circulating Thyroid Hormone in Euthyroid and Hyperthyroid Subjects by Use of Paper Electrophoresis. W. P. Deiss, E. C. Albright, and F. C. Larson. *J. Clin. Invest.* 31, 1000-05(1952).
- C 199 The Study of Peripheral Vascular Disease with Radioactive Isotopes. D. C. Elkin, F. W. Cooper, R. H. Rohrer, W. B. Miller, P. C. Shea, and E. W. Dennis. *Surg. Gynecol. Obstet.* 87, 1-8(1948).
- C 200 A Study of the Use of Rb-86 as a Tracer for Measurement of Rb-86 and K-39 Space and Mass in Intact Man with and Without Congestive Heart Failure. C. T. Ray, S. Threefoot, and G. E. Burch. *J. Clin. Invest.* 33, 957-8(1954).
- C 201 A Study of the Vascularization of Experimental Bone Grafts by Means of Radioactive Phosphorus and the Transparent Chamber. C. L. Kiern, F. Cebul, M. Berg, J. Gutentag, and D. M. Glover. *Ann. Surg.* 136, 404-11(1952).
- C 202 A Symposium on a Study of Gallium 72. M. Bruce, G. A. Andrews, and H. D. Bruner. *Radiology* 61, 534-612(1953).
- C 203 Tagging of Red Cells and Plasma Proteins with Radioactive Chromium. S. J. Gray, and K. Sterling. *J. Clin. Invest.* 29, 1604-43(1950).
- C 204 A Technique of Autoradiography. E. Odeblad. *Scand. J. Clin. Lab. Invest.* 3, 151-6(1951).
- C 205 Techniques Employed in the Utilization of Radioiodine (I-131) in the Diagnosis and Treatment of Thyroid Diseases. E. Siegel, D. Tabowitz, and L. M. Levinson. *J. Newark Beth Israel Hosp.* 3, 229(1952).
- C 206 Therapeutic Studies in Hyperthyroidism: Methimazole. H. H. Stone, D. W. Petit, and P. Starr. *J. Clin. Endocrinol. Metabolism* 12, 841-5(1952).
- C 207 Thoracic Lymphatic Drainage of Silver-Coated Radioactive Gold Colloids. P. F. Hahn and E. L. Carothers. *Federation Proc.* 12, 389(1953).
- C 208 Thyroid Activity in Coronary Heart Disease. R. R. Howard and M. M. Gertler. *J. Kansas Med. Soc.* 54, 377-80(1953).
- C 209 Thyroid Function in Nephrosis. L. Recant and D. S. Riggs. *J. Clin. Invest.* 31, 789-97(1952).
- C 210 Thyroid Uptake Measured One Hour after Small Oral Doses of Radioiodine. M. E. Morton, R. E. Ottoman, and R. E. Peterson. *J. Clin. Endocrinol.* 11, 1572-74(1951).
- C 211 The Thyroidal Uptake of Stable Iodine Compared with the Serum Concentration of Protein-Bound Iodine in Normal Subjects and in Patients with Thyroid Disease. B. A. Burrows and J. F. Ross. *J. Clin. Endocrinol. Metabolism* 13, 1358-68(1953).
- C 212 Total Accountable Radioiodine Combined Thyroid Uptake and Urinary Excretion of I-131 in the Study of Thyroid Function. W. E. Goodwin. *Metabolism, Clin. Exptl.* 2, 238-47 (1953).
- C 213 Transport of Radioactive Colloidal Gold between Serous Cavities. I. I. Cowan, R. S. Cron, G. F. Burgess, and F. G. Karioris. *Surg. Gynecol. Obstet.* 98, 721-4(1954).
- C 214 Turnover Rate of Sodium in Edema Fluid and Ascites. J. S. Robertson. *Federation Proc.* 13, No. 1-442(1954).
- C 215 Turn-Over Rates of Serum Proteins in Cirrhotic Man. W. Volwiler, K. Fremont-Smith, and M. P. MacMartin. *J. Clin. Invest.* 31, 668 (1952).
- C 216 Turn-Over Rates of Various Plasma Proteins in Normal and Cirrhotic Humans Using Biosynthetic Methods. W. Volwiler, P. D. Goldsworthy, M. P. MacMartin, P. A. Wood, I. R. MacKay, K. Fremont-Smith, and D. F. Shook. *J. Clin. Invest.* 33, 970(1954).
- C 217 The Uptake of Labelled Phosphorus by Cancer of the Cervix; Preliminary Report. S. H. Sturgis, E. DeMuylder, and J. V. Meigs. *Ann. Surg.* 133, 305-12(1951).

- C 218 Uptake of Radioactive Sulfur by Chondrosarcomas in Man. R. G. Gottschalk and H. C. Allen, Jr. *Proc. Soc. Exptl. Biol. Med.* 80, 334-9(1952).
- C 219 The Urinary and Fecal Excretion of I-131 from Labeled Sodium-L-Thyroxine in Various Thyroid States and in Euthyroids with "Bile Fistules." P. C. Johnson and W. H. Beierwaltes. *J. Lab. Clin. Med.* 41, 676-83(1953).
- C 220 The Use of Chromium 51 as an Erythrocyte Tagging Agent for Determining the Survival of Transfused and Autotransfused Erythrocytes. F. G. Ebaugh, Jr., J. F. Ross, and C. P. Emerson. *Am. Soc. Clin. Invest.* 18(1953 session).
- C 221 The Use of Lipotropic Factors in the Treatment of Liver Disease. D. Cayer and W. E. Cornatzer. *Gastroenterology* 20, 385-402(1952).
- C 222 Use of Protein Bound Iodine as a Clinical Tool. W. N. Harsha. *J. Kansas Med. Soc.* 51, 332-6(1950).
- C 223 The Use of Radioactive Iodinated Human Serum Albumin in Evaluating the Peripheral Circulation. H. Kreiger, J. P. Storaasli, W. J. MacIntyre, W. D. Holden, and H. L. Friedell. *Ann. Surg.* 136, 357-65(1952).
- C 224 Use of Radioactive Iodinated Human Serum Albumin as Tracer Agent in Study of Cerebral Disorders. T. W. Farmer, H. Lanz, M. S. McCall, C. Morgan, W. Nicholl, and R. Clayton. *Proc. Soc. Exptl. Biol. Med.* 81, 33-6(1952).
- C 225 The Use of Radioactive Iodinated Plasma Protein in the Study of Blood Volume. J. P. Storaasli, H. Kreiger, H. L. Friedell, and W. D. Holden. *Surg. Gynecol. Obstet.* 91, 458-64(1950).
- C 226 The Use of Radioactive Sulphur Labeled Methionine in the Study of Protein Catabolism in Burn Patients. T. G. Blocker, Jr., W. C. Levin, S. R. Lewis, and C. C. Snyder. *Ann. Surg.* 140, 519-23(1954).
- C 227 The Use of Tritium- and Radiocarbon-Labeled Precursors to Study the Metabolism of Steroid Hormones in Man. G. V. LeRoy, D. Bergental, R. G. Gould, H. Werbin, and G. T. Okita. *J. Clin. Invest.* 33, 952-3(1954).
- C 228 Utilization of Optical Isomers of Cysteine by Leukocytes. A. S. Weisberger and L. G. Suhrland. *J. Lab. Clin. Med.* 42, 964(1953).
- C 229 *In Vivo* Conversion of C-14 Acetate to Labeled Steroids. F. Ungar and R. I. Dorfman. *Cancer Research* 12, 303(1952).
- C 230 Water Distribution in Normal Subjects and in Patients with Laennec's Cirrhosis. H. Gilder, S. F. Redo, D. Barr, and C. G. Child III. *J. Clin. Invest.* 33, 555-64(1954).
- C 231 Whole Blood Volume Determined by Radiochromium-Tagged Red Cells Comparative Studies on Normal and Congestive Heart Failure Patients. W. A. Reilly, R. M. French, F. Y. K. Lau, K. G. Scott, and W. E. White. *Circulation* 9, 571-80(1954).
- C 232 Zone Electrophoresis in Filter Paper of Serum I-131 after Radiiodide Administration. J. Robbins and J. E. Rall. *Proc. Soc. Exptl. Biol. Med.* 81, 530-6(1952).
- C 233 The Absorption of "Egg" and Inorganic Iron by Normal, Iron-Deficient, and Hemochromatotic Subjects. R. B. Chodos, J. F. Ross, M. Pratt, J. Donovan, and J. Halkett. *Clin. Res. Proc.* 2, 30(1954).
- C 234 The Absorption of Food and Inorganic Iron by Normal, Iron-Deficient, and Hemochromatotic Subjects. R. B. Chodos, J. F. Ross, L. Apt, J. Halkett, and M. Pollycove. *Clin. Res. Proc.* 2, 53(1954).
- C 235 Acute Sodium Deficiency in a Postpartum Preeclamptic Patient. D. L. Hutchinson and A. A. Plentl. *Am. J. Obstet. Gynecol.* 66, 891-4(1953).
- C 236 Administration of Dextran by Hypodermoclysis. W. E. Abbott, H. Kreiger, L. I. Babb, E. Savoie, and S. Levey. *Surg. Gynecol. Obstet.* 99, 147(1954).
- C 237 Antithyrotropic and Antigonadotropic Activity of Para-hydroxypropiofenone in Human Beings. W. H. Beierwaltes and R. M. Rees. *Proc. Centr. Soc. Clin. Res.* 24, 73(1951). *J. Lab. Clin. Med.* 38, 949(1951).
- C 238 Biosynthetic Determination of Turn-over Rates of Various Plasma Proteins in Normal and Cirrhotic Man. W. Volwiler, P. D. Goldsworthy, M. P. MacMartin, P. A. Wood, G. Douglas, and I. R. Mackay. *Am. J. Med.* 27, 104(1954).
- C 239 Blood Distribution in Experimental Traumatic Shock. J. J. Friedman. *Federation Proc.* 13, No. 1, 40(1954).
- C 240 Blood Volume in Cardiac Decompensation Using Radiochromium. W. A. Reilly, K. G. Scott, R. French, F. Y. K. Lau, and W. E. White. *Calif. Med.* 31, 256-8(1954).
- C 241 Blood Volume Changes with Parenteral Administration of Modified Human Globin Solution. C. A. Hubay, W. E. Abbott, A. Abelson, F. Cebul, and R. Izant. *Surg. Forum*, 642-51(1952).
- C 242 Blood Volume Determined by Radiochromium Tagged Red Cells: Comparative Studies on Normal and Congestive Heart Failure Patients. W. A. Reilly, R. French, F. Y. K. Lau, K. G. Scott, and W. E. White. *Circulation* 2, 571-80(1954).
- C 243 Blood Volume Measurement Using Radiochromium in Normal Patients and Cardiacs in Congestive Failure. W. A. Reilly, R. French, K. G. Scott, F. Y. K. Lau, and W. E. White. *Clin. Res. Proc.* 2, 66(1954).
- C 244 Blood Volume in Pulmonary Tuberculosis. N. I. Berlin, D. F. Rowles, G. M. Hyde, R. J. Parsons, J. H. Lawrence, and S. Port. *Am. Med. Assc. Arch. Internal Med.* 88, 17-9(1951).
- C 245 Body Potassium Loss During Therapy with ACTH and Cortisone. J. K. Aikawa and J. H.

- Felts. *Am. J. Med.* 13, 640(1952). *N. Carolina Med. J.* 13, 22-4(1952).
- C 246 Carcinogenic Activity of Radioactive Phosphorus. S. Koletsky and J. H. Christie. *Proc. Soc. Exptl. Biol. Med.* 86, 266(1954).
- C 247 Cardiac Output by Body Surface Counting of I-131 Human Serum Albumin. R. L. Huff, D. D. Feller and G. Bogardus. *J. Clin. Invest.* 33, 944(1954).
- C 248 The Cell Membrane Defect in Acute Rheumatic Fever. J. K. Aikawa. *Am. J. Med.* 13, 640(1952).
- C 249 The Cell Membrane Defect in Acute Rheumatic Fever. J. K. Aikawa. *N. Carolina Med. J.* 13, 330-1(1952).
- C 250 Changes in the Bone Marrow Differential in Chronic Leukemia Treated with P-32 and Y-90. N. I. Berlin and J. H. Lawrence. *Acta Med. Scand.* 140, 99-118(1951).
- C 251 The Clinical Significance of the Blood Volume in the Anemia of Portal Cirrhosis. R. B. Chodos, J. Denton, B. Ferguson, and J. F. Ross. *Clin. Research Proc.* 1, 111(1953).
- C 252 Clinical Studies of Cancer with Radioactive Isotopes. N. I. Berlin. *Proc. 2nd. Natl. Cancer Conf., Am. Cancer Soc.*, 1591-606(1954).
- C 253 The Clinical Use of Bone Marrow Study. G. A. Andrews. *J. Tenn. State Med. Assoc.* 47, 361-6(1954).
- C 254 Comparative Effects of Total Body Radiation, Nitrogen Mustard, Triethylene Melamine on the Hematopoietic System of Terminal Cancer Patients. R. K. Loeffler, V. P. Collins, and G. A. Hyman. *Science* 118, 161-3(1953).
- C 255 Comparative Tests of Thyroid Function. G. B. McAdams and W. T. Salter. *Ann. Internal Med.* 36, 1198-205(1952).
- C 256 Comparison of Thyroid Function Tests. B. J. Duffy, Jr., T. E. Wheeler, P. J. Novak, and J. W. Edwards. *Armed Forces Med. J.* 5, 995-9(1954).
- C 257 Corticogenic Hypothyroidism. Its Regular Occurrence and Clinical Significance During Prolonged Therapeutic Administration of ACTH or Cortisone. W. H. Beierwaltes, W. Q. Wolfson, W. O. Robinson, I. F. Duff, J. R. Jones, C. T. Knorpp, and M. Eya. *Proc. Centr. Soc. Clin. Res.* 23, 114(1950). *J. Lab. Clin. Med.* 36, 1005(1950).
- C 258 Current Treatment of Toxic Goiter. M. G. Wohl, C. R. Shuman, and R. Robbins. *Med. Clin. N. Amer.*, 1059-76, July(1953).
- C 259 The Danger of Administering Fluids by Hypodermoclysis. W. E. Abbott, S. Levey, R. C. Foreman, H. Krieger, and W. D. Holden. *Surgery* 32, 305(1952).
- C 260 The Determination of Transfused Red Cell Survival by Means of Radioactive Cr-51 Labelled Erythrocytes. F. G. Ebaugh, Jr., C. P. Emerson, and J. F. Ross. *J. Clin. Invest.* 32, 1260(1953).
- C 261 Development of Goiters in Cretins without Iodine Deficiency: Hypothyroidism Due to Apparent Inability of the Thyroid Gland to Synthesize Hormone. L. Wilkins, G. W. Clayton, and M. Bethrong. *Pediatrics*, 235-46(1954).
- C 262 The Disposal of I-131-Labelled Thyroxine in Myxedema, Euthyroidism, and Artificial Hypothyroidism. W. H. Beierwaltes and P. C. Johnson. *Proc. Centr. Soc. Clin. Res.* 25, 46(1952).
- C 263 The Disposal of I-131-Labelled Thyroxine in Myxedema, Euthyroidism, and Artificial Hypothyroidism. W. H. Beierwaltes and P. C. Johnson. *Clin. Res. Proc.* 1, 10(1953).
- C 264 Distribution of Anesthetic Gas Xenon in Dog Tissues as Determined with Radioactive Xenon. R. M. Featherstone, W. Steinfield, E. G. Gross, and C. B. Pittinger. *J. Pharmacol. Exptl. Therap.* 106(1952).
- C 265 Distribution of C-14-Labeled Digitonin in Tissues of Cardiac Patients. G. T. Okita and P. J. Talso. *Federation Proc.* 12, 534(1953).
- C 266 Distribution and Decay of I-131-Tagged Albumin and Globulin in Patients with Cirrhosis. W. J. Eisenmenger and R. J. Slater. *J. Clin. Invest.* 32(1953).
- C 267 The Distribution and Fate of Intravenously Administered I 131 Labeled Human Serum Albumin. S. A. Berson, R. S. Yalow, S. S. Schreiber, and J. Post. *J. Clin. Invest.* 32, 554-5(1953).
- C 268 Distribution of Radioactive Colloidal Gold Following Intrapulmonary Administration. G. R. Meneely, R. C. Kory, S. H. Auerbach and P. F. Hahn. *Federation Proc.* 10, 365(1951).
- C 269 Drug Induced Hypoplastic Anemia and Related Syndromes. E. E. Osgood. *Ann. Internal Med.* 39, 1173(1953).
- C 270 Effect of ACTH on the Eosinophil Count in Peripheral Blood and Bone Marrow. S. W. Root, G. A. Andrews and E. Hodgens. *Am. J. Med. Sci.* 226, 304-9(1953).
- C 271 Effect of Chewing on the Phosphorus Exchange in Teeth. H. H. Neumann and N. A. DiSalvo. *J. Dental Research* 33, 801(1954).
- C 272 The Effect of Congestive Heart Failure on Blood Volume as Determined by Radiochromium-Tagged Red Cells. S. Eisenberg. *Circulation* 10, 902(1954).
- C 273 The Effect of Cortisone in Hodgkin's Disease. B. Straus, A. S. Jacobson, S. A. Berson, T. C. Bernstein, R. S. Fadon, and R. S. Yalow. *Am. J. Med.* 12, 170-89(1952).
- C 274 The Effect of Iodide, Perchlorate, Thiocyanate and Nitrate Administration upon the Iodide Concentrating Mechanism of the Rat Thyroid. J. B. Wyngaarden, J. B. Stanbury, and B. Rapp. *Endocrinology* 52, 568-74(1953).

- C 275 The Effect of Low Sodium Intake on Body Fluid Distribution in Hypertension. A. P. Shapiro, H. C. Teng, and A. Grollman. *Clin. Research Proc.* 2, 69(1954).
- C 276 Effect of Perchlorate on the Human Thyroid Gland. J. B. Stanbury and J. B. Wyngaarden. *Metabolism* 1, 533-9(1952).
- C 277 Effect of Physical Modalities upon Saphenous Circulation Time Using a Radioactive Tracer. H. T. Zankel, R. E. Clark, and R. A. Shipley. *Arch. Phys. Med. Rehabilitation*(June 1953).
- C 278 The Effect of Salicylates and Adrenocorticotrophic Hormone upon the Miscible Pool of Uric Acid in Gout. J. D. Benedict, P. H. Forsham, M. Roche, S. Soloway, and S. DeWitt, Jr. *J. Clin. Invest.* 29, 1104(1950).
- C 279 The Effect of ACTH on the Electrolyte Content of Various Body Tissues. L. P. Eliel, L. Hellman, O. H. Pearson, and B. Katz. *Proc. Second Clin. ACTH Conference, Blakiston and Co., Philadelphia*, 196(1951).
- C 280 Effects of an Anterior Pituitary Extract and Thyrotropin on Renal Excretion of Administered Radiophosphorus. E. M. Zorn, W. R. Tweedy, and G. V. LeRoy. *Federation Proc.* 10, 273-4(1951).
- C 281 The Effects of Certain Anions upon the Accumulation and Retention of Iodide by the Thyroid Gland. J. B. Wyngaarden, B. M. Wright, and P. Ways. *Endocrinology* 50, 537-49(1952).
- C 282 The Effects of Hemorrhage and Intravenous and Intra-Arterial Infusion upon Respiration and the Volume of Blood in the Lungs. B. J. Wilson, and A. F. Reid. *Surg. Forum, Clin. Congr. Am. Coll. Surgeons*(1951).
- C 283 Effects of Oral Iodide on Serum Butanol insoluble Protein-Bound Iodine in Various Species. H. B. Brown and I. H. Page. *Circulation* 10, 714-20(1954).
- C 284 An Evaluation of the Clinical Use of Sr-90 Beta Ray Applicator with a Review of the Underlying Principles. H. L. Friedell, C. I. Thomas, and J. Krohmer. *Am. J. Roentgenol. Radium Therapy Nuclear Med.* 61, 25-39(1954).
- C 285 An Evaluation of the Pathologic Physiology of the Anemia of Cancer. R. B. Chodos, and J. Moses. *J. Clin. Invest.* 32, 560(1953).
- C 286 Evaluation of Protein and Fat Metabolism in Post-Gastrectomized Patients. L. I. Babb, A. B. Chinn, R. M. Stitt, P. S. Lavik, S. Levey, H. Krieger, and W. E. Abbott. *Arch. Surg.* 67, 462-8(1953).
- C 287 Evidence of Hypothalamic Control of the Pituitary Releases of Thyrotrophin. M. A. Greer. *Proc. Soc. Exptl. Biol. Med.* 77, 603-8(1951).
- C 288 Evidence for a Relationship between Sodium (Chloride) Intake and Human Essential Hypertension. L. K. Dahl and R. A. Love. *Arch. Internal Med.* 94, 525-31(1954).
- C 289 Excessive Losses of Sodium, Chloride and Water After Administration of Cortisone or ACTH, Suggesting Transient Adrenocortical Insufficiency. L. P. Eliel, O. H. Pearson, and C. D. West. *J. Clin. Invest.* 30, 637(1951).
- C 290 Experimental Effects of Radioactive Colloidal Gold in the Subarachnoid Space and Its Clinical Application in Treating Brain Tumors. F. Kerr, H. G. Schwartz, and W. B. Seaman. *Arch. Surg.* 69, 694-706(1954).
- C 291 Experiences with the Schilling Test Using Co-60 Labeled Vitamin B 12 in Pernicious Anemia, Sprue, and Other Conditions. W. R. Best, W. F. White, J. Louis, and L. R. Limarzi. *J. Lab. Clin. Med.* 44, 767-8(1954).
- C 292 Factors Contributing to the Variability of Na-24 Clearance Constant. L. Sokoloff, R. L. Wechsler, and S. S. Kety. *Am. Heart Assoc. Abstracts*(1953).
- C 293 The Fate of Hydrocortisone-4-C-14 in Man. L. Hellman, H. L. Bradlow, J. Adesman, D. K. Fukushima, J. L. Kulp, and T. F. Gallagher. *J. Clin. Invest.* 33, 1106-15(1954).
- C 294 The Fate of 6-Mercaptopurine in Man. L. Hamilton, G. B. Elion, and R. Bases. *Proc. Am. Assoc. Cancer Research* 1, 18(1954).
- C 295 The Half-Life of I-131 Labeled Normal Human Gamma Globulin in Patients with Hepatic Cirrhosis. W. P. Havens, Jr., J. Dickensheets, J. N. Bierly, and T. P. Eberhard. *J. Immunol.* 73, 256-8(1954).
- C 296 Hypertrophy of Salivary Glands During Treatment of Myxedema with Triiodothyronine. E. C. Albright, F. C. Larson, and W. P. Deiss. *J. Lab. Clin. Med.* 44, 762(1954).
- C 297 Identification of Thyroglobulin in Human Serum After Large Doses of I-131. J. Robbins. *Trans. Am. Goiter Assoc.*, 402-19(1953).
- C 298 Increase in Basal Oxygen Consumption Produced by Cortisone in Patients with Untreated Myxedema. W. H. Beierwaltes, W. Q. Wolfson, J. R. Jones, C. T. Knorpp, and J. S. Siemienski. *Proc. Centr. Soc. Clin. Res.* 23, 11(1950). *J. Lab. Clin. Med.* 36, 799(1950).
- C 299 Induced Hypercholesterolemia and Atherogenesis. I. H. Page and H. B. Brown. *Circulation* 6, 681(1952).
- C 300 Influence of Cortisone and Desoxycorticosterone upon the Renal and Thyroidal Metabolism of Iodine. S. H. Ingbar, and B. Chandler. *J. Clin. Endocrinol.* 13, 853-4(1953).
- C 301 The Influence of Cortisone on the Toxicity of Nitrogen Mustard in Rats. L. A. Hutchinson, G. A. Andrews, and R. M. Kniseley. *Proc. Soc. Exptl. Biol. Med.* 83, 376-7(1953).
- C 302 The Inhibition of Hydrogenase by Nitric Oxide. A. I. Krasna and D. Rittenberg. *Proc. Natl. Acad. Sci.* 40, 225(1954).
- C 303 Investigations on the Use of Sodium-Removing Resins in the Treatment of Pre-Eclampsia. D. L. Hutchinson and A. A. Plentl. *Am. J. Obstet. Gynecol.* 67, 32-46(1954).

- C 304 *In vivo* Inhibition of Succinoxidase Activity in Normal and Tumor Tissues by Antimycin A. A. E. Reif and V. R. Potter. *Cancer Research* 13, 168-73(1953).
- C 305 Iodinated Compounds in the Serum, the Disappearance of Radioactive Iodine from the Thyroid, and Clinical Response in Patients with Radioactive Iodine. R. S. Benua and B. M. Dobyns. *J. Clin. Endocrinol. Metabolism* 15, 118(1955).
- C 306 Iron Turnover Abnormalities in Patients Having Anemia. Serial Blood and *in Vivo* Tissue Studies with Fe-59. P. J. Elmlinger, R. L. Huff, C. A. Tobias, and J. H. Lawrence. *Acta Haematol.* 9, 2(1953).
- C 307 Lack of Selective Uptake of Radioactive Iodine, Phosphorus and Copper by Melanomas in Mouse and Man. W. H. Beierwaltes and C. T. Knorpp. *Proc. Centr. Soc. Clin. Res.* 24, 10(1951).
- C 308 Lymph Node Concentration of Radioactive Colloidal Gold Following Interstitial Injection. A. I. Sherman and M. Ter-Progossian. *Cancer* 6, 11(1953).
- C 309 Macrophage Migration in Experimental Atherosclerosis. J. H. Simonton and J. W. Gofman. *Circulation* 4, 557-62(1951).
- C 310 Measure of Change in Uptake Following TSH. W. Mck. Jeffries, et al. *New Engl. J. Med.* 249, 876(1953). *Proc. Soc. Nuclear Med.*, 3(1954).
- C 311 Measure of Discharge from I-131 Trap with KSCN after 24 hours. J. B. Stanbury and A. N. Hedge. *J. Clin. Endocrinol.* 10, 1471(1950). *Proc. Soc. Nuclear Med.*, Seattle, 3(1954).
- C 312 On the Mechanism of Iodide Accumulation by the Thyroid Gland. J. B. Wyngaarden, J. B. Stanbury and C. H. DuToit. *J. Clin. Endocrinol.* 11, 1259-72(1952).
- C 313 Mechanisms of Anemia in Human Cancer. G. A. Hyman. *Proc. Am. Assoc. Cancer Research* 1, April(1954).
- C 314 The Metabolic Behavior of the Cholesterol of Human Erythrocytes. I. M. London and H. Schwarz. *J. Clin. Invest.* 32, 1248(1953).
- C 315 The Metabolic Defect in Gout. S. DeWitt, Jr. *Bull. Rheum. Diseases* 3, 25 (1952): *Bull. N. Y. Acad. Med.* 28, 664(1952).
- C 316 Metabolic Effects of Marked Sodium Restriction in Hypertensive Patients: Changes in Total Exchangeable Sodium and Potassium. L. K. Dahl, B. G. Stall, III and G. C. Cotzias. *J. Clin. Invest.* 33, 1397-406(1954).
- C 317 Metabolism of Cholesterol-4-C-14 in Hypercholesterolemia. L. Hellman, R. Rosenfeld, T. F. Gallagher, D. Adlersberg, and C. I. Wang. *Circulation* 8, 434-5(1953).
- C 318 The Metabolism of Labeled 1-Triiodothyronine, 1-Thyroxine and d-Thyroxine. J. E. Rall, J. Robbins, D. Becker, and R. W. Rawson. *J. Clin. Invest.* 32, 596(1953).
- C 319 Metastatic Adenocarcinoma of the Thyroid with Elevated Basal Metabolism; Radiologic Studies. S. J. Weinberg, R. M. Fink, G. L. Packer, and K. Fink. *Ann Internal Med.* 32, 1207(1950).
- C 320 Morphological Changes in the Lymph; Estimation of Permeability and Lymphopoiesis. J. Furth, R. R. Bigelow, J. B. Kahn, M. M. Knoohuizen and M. H. Ross. *Am. J. Pathol.* 27, 677-9(1951).
- C 321 The Nature of the Anemia of the Rheumatoid Arthritis. F. G. Ebaugh, Jr., R. E. Peterson, and J. J. Bunim. *Clin. Res. Proc.* 2, 55(1954).
- C 322 Observations on the Capacity of Serum Alpha-Globulin to Bind Thyroxine *in Vitro*. E. C. Albright, F. C. Larson, and W. P. Deiss. *J. Clin. Invest.* 33, 914(1954).
- C 323 Observations on the Course of Hodgkin's Disease Treated with Cortisone. A. S. Jacobson, B. Straus, S. A. Berson, T. Bernstein, RS. Fadem, and R. S. Yalow. *Bull. N. Y. Acad. Med.* 27, 401-2(1951).
- C 324 Origin of Urinary Creatine in Progressive Muscular Dystrophy. M. Roche, J. D. Benedict, T. F. Yu, E. J. Bien, and S. DeWitt, Jr. *Metabolism* 1, 13(1952).
- C 325 The Pathogenesis of the Anemia of Chronic Leukemia: Measurement of the Life Span of the Red Blood Cell with Glycine-2C-14. N. I. Berlin, J. H. Lawrence, and H. C. Lee. *J. Lab. Clin. Med.* 44, 860-74(1954).
- C 326 Plasma Clearance of Cortisone and Hydrocortisone in Human. R. E. Peterson, S. L. Guerra, and J. B. Wyngaarden. *Clin. Research Proc.* 2, 84(1954).
- C 327 Plasma Volume Determination in the Hypovolemic State Produced by Intraperitoneal Injection of a Non-Electrolyte Solution. H. Krieger, C. A. Hubay, W. E. Abbott, and S. Levey. *Proc. Soc. Exptl. Biol. Med.* 81, 503(1952).
- C 328 Pneumoperitoneum in the Study of Pelvic Structures. J. R. Maxfield, Jr. *J. Am. Med. Assoc.* 146, 920-3(1951).
- C 329 Polycythemie Vraie Cliniques et Experimentaux Diagnostic Differentiel. H. C. Moffit, J. H. Lawrence, and N. I. Berlin. *Rev. d'Hematol.* 6, 463-9(1951).
- C 330 Possible Use of the Level of Radioiodine in the Blood as a Guide to Therapy in Patients with Graves' Disease. J. E. Rall, M. Sonenberg, J. Robbins, and R. W. Rawson. *J. Clin. Endocrinol. Metabolism* 13, 1369-77(1953).
- C 331 Postoperative Potassium Deficit and Metabolic Alkalosis. The Pathogenic Significance of Adrenal Cortical Hyperfunction and of Potassium and Phosphorus Deprivation. L. P. Eliel, O. H. Pearson, and F. C. White. *J. Clin. Invest.* 31, 419(1952).
- C 332 Quantitative Aspects of Iodine Metabolism. The Exchangeable Organic Iodine Pool, and the Rates of Thyroidal Secretion, Peripheral De-

- gradation and Fecal Excretion of Endogenously Synthesized Organically Bound Iodine. S. A. Berson, and R. S. Yalow. *J. Clin. Invest.* 33, 1533-52(1954).
- C 333 Quantitative Evaluation of Tissue Growth. G. Michaels, E. Osawa, R. French, C. Baker, and L. Kinsell. *Am. J. Med.* 17, 109(1954)
- C 334 Quantitative Studies of Ascitic Fluid Circulation with Tritium-Labeled Water. T. C. Prentice, W. Siri, and E. E. Joiner. *Am. J. Med.* 13, 668-73(1952).
- C 335 Radiobiologic Studies on Human Cells. E. E. Osgood, A. J. Seaman, and H. Tivey. *Rev. D'hemat.* 3, 403(1953).
- C 336 Relationship of Body Hematocrit to Venous Hematocrit in Polycythemia and Leukemia. S. P. Masouredis and J. Soni. *Clin. Research Proc.* 2, 58(1954).
- C 337 Removal and Distribution of P-32 Following Its Injection as Buffered Phosphate, Colloidal Calcium on Chromium Phosphate. J. A. D. Cooper, J. Suker, and S. Freeman. *Federation Proc.* 10, 175(1951).
- C 338 Renal Excretion of Administered Radiophosphorus Following Thyroparathyroidectomy and the Injection of Parathyroid Extract. W. R. Tweedy and E. M. Zorn. *Federation Proc.* 10, 261-2(1951)
- C 339 Renal Function, Electrolyte Excretion and Body Fluids in Patients with Chronic Renal Insufficiency before and after Sodium Deprivation. J. F. Nickel, P. B. Lowrance, E. Feifer, and S. E. Bradley. *J. Clin. Invest.* 32, 68-79(1953).
- C 340 Renal Function and I-131 Clearance in Hypert thyroidism and Myxedema. C. J. Hlad, Jr., and N. S. Bricker. *J. Clin. Endocrinol. Metabolism* 14, 1539(1954).
- C 341 Repeated Blood Volume Determinations in Bleeding Peptic Ulcer. S. Kruger, L. Baker and W. D. Mosiman. *Gastroenterology* 21, 516-24(1952).
- C 342 Response of Leukemic Spleen Breis to -Methop-
terin. M. E. Balis, D. H. Levin and J. Dancis. *Proc. Am. Assoc. Cancer Research* 1, 3(1954)
- C 343 The Results of Feeding Desiccated Thyroid to Thyrotoxic Subjects. M. A. Greer. *J. Clin. Invest.* 30, 644(1951).
- C 344 Simultaneous Determinations of the Total Volume of Red Blood Cells by Use of Carbon Monoxide and Chromium in Healthy and Diseased Human Subjects. N. Nomof, J. Hopper, Jr., E. Brown, K. Scott, and R. Wennesland. *J. Clin. Invest.* 33, 1382-7(1954).
- C 345 The Simultaneous Measurement of the Iodine-Concentrating and Protein-Binding Capacities of the Human Thyroid Gland. S. H. Ingbar. *Trans. Am. Goiter Assoc.*, 387-401(1953).
- C 346 Sodium Space and Body Sodium Content, Exchangeable with Sodium 24, in Normal Individuals and Patients with Ascites. G. F. Warner, N. J. Sweet, and E. L. Dobson. *Circulation Research* 1, 486-90(1953).
- C 347 The Spaces of Distribution of Tagged Erythrocytes and Serum Proteins of Na 24 and Br 82. S. A. Berson and R. S. Yalow. *Clin. Chem.* 5, 41(1953).
- C 348 Sternal Marrow Puncture: The Dilution with Peripheral Blood as Determined by P-32 Labeled Red Blood Cells. N. I. Berlin, T. G. Hennessy, and J. Gartland. *J. Lab. Clin. Med.* 36, 23-8(1950).
- C 349 Studies on Anemia of Disseminated Malignant Neoplastic Disease. I. The Hemolytic Factor. G. A. Hyman. *Blood* 9, 911(1954).
- C 350 Studies of Formation, Flow and Absorption of Cerebrospinal Fluid. II. Studies with Heavy Water in the Normal Man. W. H. Sweet, B. Selverstone, S. Soloway, and D. Stetten. *Forum on Fundamental Surgical Problems, Am. Coll. Surgeons*, W. B. Saunders, Philadelphia, 376-81(1951).
- C 351 Studies on the Mechanisms of Action of Adrenal Cortical Hormones. The Inhibition of Protein Synthesis in Lymphatic Cells by Some Corticoid Hormones. E. S. Guzman-Barron and S. Kit. *Trans. Assoc. Am. Physicians* 65, 293-302(1952).
- C 352 Studies on the Metabolism of Cholesterol in Normal Man and in the Nephrotic Syndrome. I. M. London, G. Sabella, and M. Yamasaki. *J. Clin. Invest.* 30, 657(1951).
- C 353 Studies on Metabolism of Tetra-iodo-phenolphthalein Labeled with Radioactive Iodine. W. W. Carroll, A. Biddle, and J. A. D. Cooper. *Quart. Bull. Northwestern Univ. Med School* 25, 13(1951).
- C 354 Studies in Neuromuscular Diseases with Radioactive Potassium. W. H. Bland, F. K. Bauer, R. L. Libby, and A. S. Rose. *Neurology* 3, 604-8(1953).
- C 355 Studies on Nucleic Acid Metabolism in Bone Marrow and Spleen: I. Normal Values and Effect of Sodium Pentobarbital. W. A. Rambach, D. Moomaw, J. A. D. Cooper, and H. L. Alt. *Proc. Soc. Exptl. Biol. Med.* 79, 59(1952)
- C 356 Studies on Nucleic Metabolism Using Radiophosphorus. J. A. D. Cooper. *Federation Proc.* 11(1952).
- C 357 Studies with Radioactive Phosphorus on Bone Marrow Function. J. A. D. Cooper, S. Martin, and H. L. Alt. *J. Clin. Invest.* 36, 961(1951).
- C 358 Studies in Sulfur Metabolism. VII. The Protein Metabolic Abnormality of the Nephrotic Syndrome as Studied with S-35 Labeled Methionine. S. Margen, J. Lange, H. Tarver, R. DeLaney, and L. Kinsell. *Am. J. Med.* 13, 97-8(1952).
- C 359 A Study of Radioactive Phosphorus Activities in Pleural Effusions. R. E. Bauer, I. H. Moss, and A. D. Richardson. *Cancer* 7, 87-91(1954).
- C 360 A Study of the Revascularization of Stored Homogenous Bone Grafts by Means of Radioactive Phosphorus. C. L. Kiehn and D. M.

- Glover. *Plastics and Reconstructive Surgery* 12, 233-40(1953).
- C 361 Subacute Thyroiditis. G. Crile, Jr., and E. W. Rumsey. *J. Am. Med. Assoc.* 142, 458-62(1950).
- C 362 Substrate Utilization by Ehrlich's Mouse Ascites Carcinoma Cells. R. W. McKee, K. Lonberg-Holm, and J. A. Jehl. *Cancer Research* 13, 537(1953).
- C 363 The Survival of Human Erythrocytes Estimated by Means of Cells Tagged with Radioactive Chromium: A Study of the Normal State. D. A. Sutherland, M. S. McCall, M. T. Groves, and E. E. Muirhead. *J. Lab. Clin. Med.* 43, 717-26(1954).
- C 364 Thyroid Cancer in Childhood and Adolescence.. A Report on 28 Cases. B. J. Duffy and P. J. Fitzgerald. *Cancer* 3, 1017-32(1950).
- C 365 Thyroidectomizing Dose of Radioactive Iodine in Humans with Malignant Melanoma. W. H. Beierwaltes and L. W. Olmsted. *Clin. Res. Proc.* 1, 115(1953).
- C 366 Total Red Cell Volume, Plasma Volume, and Sodium Space in Congestive Heart Failure. T. C. Prentice, N. I. Berlin, G. M. Hyde, R. J. Parsons, J. H. Lawrence, and S. Port. *J. Clin. Invest.* 30, 1471-82(1951).
- C 367 L-triiodothyronine versus L-tetraiodothyronine (L-Thyroxine). A Comparison of Their Metabolic Effects in Human Myxedema. R. W. Rawson, J. E. Rall, O. H. Pearson, J. Robbins, H. F. Poppell, and C. D. West. *Am. J. Med. Sci.* 226, 405-11(1953).
- C 368 A Unique Serum Iodine Component in Certain Patients with Thyroid Carcinoma. J. Robbins, J. E. Rall, and R. W. Rawson. *J. Clin. Endocrinol. Metabolism* 13, 852-3(1953).
- C 369 Uptake of Radioactive Iodine in the Thyroid of Patients with Impaired Liver Function. R. Mueller, C. C. Brausch, E. A. Hirsch, R. S. Benua, and B. M. Dobyns. *J. Clin. Endocrinol. Metabolism* 14, 1287(1954).
- C 370 The Use of Radioactive Iron in the Evaluation of Erythropoiesis and Ferrokinesics. M. Pollycove, R. B. Chodos, L. Apt, and J. F. Ross. *Clin. Res. Proc.* 2, 31(1954).
- C 371 Use of Tapazole to Increase I-131 Concentration in Euthyroid Patients. B. J. Duffy, Jr., and J. W. Howland. *Jl Clin. Endocrinol. and Metabolism* 12, 761(1952).
- C 372 The Utilization of Exogenous Cholesterol for the Formation of Adrenal Cortical Hormones in Man. G. V. LeRoy, H. Werbin, M. E. Davis, J. E. Plotz, and D. M. Bergenstal. *Central Soc. Clin. Research* 27(1954).
- C 373 The Utilization of Ingested Iron in Disease. H. D. West, A. H. Jackson, R. R. Elliott, P. F. Hahn, W. A. Patterson, and R. S. Anderson. *Southern Med. J.* 45, 629-33(1952).
- C 374 The Variations of the Sodium Space and the Total Exchangeable Sodium During Pregnancy. M. J. Gray and A. A. Plentl. *J. Clin. Invest.* 33, 347-53(1954).
- C 375 The Volume of the Fluid Compartments in Human and Experimental Hypertension. H. C. Teng, A. P. Shapiro, and A. Grollman. *Metabolism* 3, 405-11(1954).
- C 376 Xenon Concentration Changes in Brain and Other Body Tissues of the Dog During Inhalation of the Gas. C. B. Pittinger, R. M. Featherstone, E. G. Gross, E. E. Stickley, and L. Levy. *J. Pharmacol. Exptl. Therap* 110(1954).
- C 377 C14-Acetate Utilization in Dietary Necrosis of the Liver. *Proc. Soc. Clin. Research* 27, 15(1954).
- C 378 Isotope Studies in Neuromuscular Disease. I. Radioactive Potassium. W. H. Bland, F. K. Bauer, R. L. Libby and A. S. Rose. *Proc. Am. Neurol. Assoc.*(1954).
- C 379 Metabolisme du fer au cours des cirrhoses bronzees. M. Polonovski, G. Schapira et J. C. Dreyfus. *Semaine Hôpitaux de Paris (Arch. de la Societe de Biologie Medicale)* 30, 150(1954).
- C 380 Radioactive Isotopes in the Study of Peripheral Vascular Disease. III. Further Studies on the Circulation Index with an Evaluation of the Diagnostic and Therapeutic Value of Priscoiline. M. T. Friedell. *Arch. Internal Med.* 85, 667(1950).
- C 381 Recherches sur l'anemie des leucoses aigues I.—Metabolisme du fer dans la leucose aigue etudie a l'aide du Fer-59. G. Schapira, M. Tubiana, J. C. Dreyfus, J. Kruh, M. Boison et J. Bernard. *Rev. d'Hematol.* 9, 3(1954)
- C 382 Studies of Butazolidin and Butapyrin in Patients with Rheumatic Diseases. E. C. Kidd, K. C. Boyce and R. H. Freyberg. *Ann. Rheumatic Diseases* 11, 297-300(1952).
- C 383 The Use of Tritium and Radiocarbon Labeled Precursors to Study the Metabolism of Steroid Hormones in Man. 46th. *Ann. Meeting, Am. Soc. Clin. Invest.*, 43(1954).
- C 384 The Use of Radioactive Iodinated Human Serum Albumin (RIHSA) for Clinical Total Blood Volume Studies. J. B. Aust, S. N. Chou, J. F. Marvin, E. L. Brackney and G. E. Moore. *Surg. Forum Proc. 37th Congr. Am. Coll. Surgeons* (1952).
- C 385 Biological Studies on Stable and Radioactive Rare Earth Compounds. III. Distribution of Radioactive Yttrium in Normal and Ascites-Tumor-Bearing Mice, and in Cancer Patients with Serous Effusions. R. Lewin, H. F. Hart, J. Greenberg, H. Spencer, K. G. Stern, and D. Laszlo. *J. Natl. Cancer Inst.* 15, 131-43(1954).
- C 386 C-14 Isoniazid Concentration in Normal and Tuberculous Tissues. R. W. Manthei, L. J. Roth, W. R. Barclay, and R. H. Ebert. *J. Pharmacol. Exptl. Therap.* 12, 537(1953).
- C 387 Changes in Body Potassium in Hepatic Decompensation. B. A. Burrows and J. Denton. *Clin. Research Proc.* 1, 111(1953).

- C 388 Clinical Applications of Hepatic Radioactivity Surveys. L. A. Stirrett and E. T. Yuhl. *Am. J. Gastroenterol.* 21, 310(1954).
- C 389 Distribution and Mode of Action of Lanthanum in Cancer Patients and in Tumor-Bearing Mice. R. Lewin, H. Spencer, K. G. Stern, and D. Laszlo. *Proc. Am. Assoc. Cancer Research* 1, No. 1, April(1953).
- C 390 Distribution of Yttrium 90 upon Systemic and Intracavitary Administration and Its Modification by Chelating Agents. R. Lewin, H. E. Hart, J. Greenberg, H. Spencer, K. G. Stern, and D. Laszlo. *Proc. 2nd. Conf., Oxford, Radioisotope Conf. 1*, 125-33(1954).
- C 391 The Evaluation of Post Transfusion Survival of Erythrocytes by Isotope Tracer Methods. J. F. Ross. *Monograph: Subcommittee on Blood and Related Problems. Natl. Research Council* (1953).
- C 392 Exchangeable Potassium Content in Metabolic Disorders. B. A. Burrows, M. M. Ashley and J. H. Sisson. *Clin. Research Proc. 1*, 31(1953).
- C 393 Iron Absorption in Normal, Anemic and Hemachromatotic Subjects. R. B. Chodos, J. F. Ross, M. A. Adams, and M. C. O'Brien. *Federation Proc. 11*, 411(1952).
- C 394 Modification of the Distribution and Excretion of Radiosotopes by Chelating Agents. H. E. Hart and D. Laszlo. *Science* 118, No. 3053, July(1953).
- C 395 Modification of Distribution and Excretion of Radiosotopes by Complexing Agents. H. E. Hart and J. Greenberg. *Proc. Am. Assoc. Cancer Research* 1, No. 1, April(1953).
- C 396 New Method for Determination of Gall Bladder Function. L. A. Stirrett and E. T. Yuhl. *Arch. Surg.* 68, 417(1954).
- C 397 The Pathologic Physiology of Hematopoiesis and Iron Metabolism in Chronic Myelogenous Leukemia before and after Radiophosphorus Therapy. M. Pollycove, L. Apt, and J. F. Ross. *Clin. Research Proc.* 2, 58(1954).
- C 398 La perméabilités du placenta aux globules sanguins. J. Dankmeyer et C. B. Heyn. *J. Suisse Med.* 80, annee, No. 45, 1217(1950).
- C 399 Physiopathologie de l'anémie des leucoses aigues. M. Tubiana, Leprat, J. Kruh, Mathe, et J. Bernard. *Bull. et Mém. Soc. Med. Hôpitaux de Paris* 68, 973(1952).
- C 400 A Radioiodine Tracer Study of the Survival of Thyroid Autotransplants in Man. D. E. Szilagyi, J. L. Barrett, E. E. Lonabaugh, and L. E. Preuss. *Am. Assoc. Study Goiter* 12, 10(1954).
- C 401 The Range of Usefulness of Photographic Film in Roentgen Dosimetry. G. J. Hine. *Am. J. Roentgenol. Radium Therapy Nuclear Med.* 72, 293(1954).
- C 402 The Relationship of Thyroid Hormone Utilization to Its Serum Level. B. A. Burrows. *J. Clin. Invest.* 32, 558-9(1953).
- C 403 The Simultaneous Determination of Radiosodium, Radiopotassium and Radiosulphate Spaces. B. A. Burrows, G. J. Hine and J. F. Ross. *Clin. Research Proc.* 2, 81(1954).
- C 404 Studies on the Localization of Radioactively Labeled Specific Gamma Globulin in Skin Homotransplantation. W. Gaudino. *N. Y. Acad. Sci.* 59, Art. 3, 361-5(1955).
- C 405 Studies on EDTA Treatment of Internal Radioactive Contamination. S. H. Cohn, J. K. Gong, et al. *Nucleonics* 11, No. 1, 56-61(1953).
- C 406 Studies in Steroid Metabolism. XXVI. Steroid Isolation Studies in Human Leukemia. K. Dobriner, A. Kappas and T. F. Gallagher. *J. Clin. Invest.* 33, 1481-6(1954).
- C 407 Correlation of B. M. R., P. B. I. and Radioiodine Uptake in the Assessment of Thyroid Function. K. L. Bhattacharya, K. P. Chakraborty, A. Bose and N. N. Das Gupta. *J. Indian Med. Assoc.* 24, 1(1954).

Human Physiology

- D 1 Absorption of Radioiron from Foods. C. V. Moore and R. Dubach. *Science* 116, 527(1952).
- D 2 Absorption of Radioiron from Iron Enriched Bread. R. Steinkamp, R. Dubach, and C. V. Moore. *Federation Proc.* 13, No. 1, 479(1954).
- D 3 Appearance of Protein Tagged with Radioactive Iodine in Thoracic Duct Lymph. H. Krieger, W. D. Holden, C. A. Hubay, M. W. Scott, J. P. Storaasli, and H. L. Friedell. *Proc. Soc. Exptl. Biol. Med.* 73, 124(1950).
- D 4 Artifactual Differences in the Distribution of T-1824 and I131-Labeled Albumin Resulting from Mixing Prior to Administration. N. Freinkel, G. E. Schreiner, J. W. Athens, C. W. Hiatt, and S. Breese. *J. Lab. Clin. Med.* 43, 215-26(1954).
- D 5 Ascitic Fluid and Plasma Protein Exchange. Studies with Radioiodinated Human Serum Albumin. F. K. Bauer, W. H. Blahd, and M. Fields. *J. Clin. Invest.* 32, 553(1953).
- D 6 Biogenesis of Androgens in the Human Testis. K. Savard, R. L. Dorfman, and E. Poutasse. *J. Clin. Endocrinol. Metabolism* 12, 935(1952).
- D 7 The Blood Volume in Pregnancy as Determined by P32 Labeled Red Blood Cells. N. I. Berlin, C. Goetsch, G. M. Hyde, and R. J. Parsons. *Surg. Gynecol. Obstet.* 97, 173-6(1953).
- D 8 Body Sodium and Potassium. I. Simultaneous Measurement of Exchangeable Sodium and Potassium in Man by Isotope Dilution. A. H. James, L. Brooks, I. S. Edelman, J. M. Olney,

- and F. D. Moore. *Metabolism, Clin. Exptl.* 3, 313-23(1954).
- D 9 Body Sodium and Potassium. II. A Comparison of Metabolic Balance and Isotope Dilution Methods of Study. G. M. Wilson, J. M. Olney, L. Brooks, J. A. Myrden, M. R. Ball, and F. D. Moore. *Metabolism, Clin. Exptl.* 3, 324-33 (1954).
- D 10 Body Sodium and Potassium. III. Inter-related Trends in Alimentary, Renal and Cardiovascular Disease; Lack of Correlation between Body Stores and Plasma Concentration. F. D. Moore, I. S. Edelman, J. M. Olney, A. H. James, L. Brooks, and G. M. Wilson. *Metabolism, Clin. Exptl.* 3, 334-48 (1954).
- D 11 Cerebral Blood Flow and Oxygen Consumption in Hyperthyroidism before and after Treatment. L. Sokoloff, R. L. Wechsler, R. Mangold, K. Balls, and S. S. Kety. *J. Clin. Invest.* 32, 202-8(1953).
- D 12 Circulating Red Cell Volume and Corporeal Specific Gravity. R. L. Huff and D. D. Feller. *Federation Proc.* 13, No. 1, 73(1954).
- D 13 A Comparison of the Metabolism of Rb-86 and K-42 Following Simultaneous Injection into Man. M. P. Tyor, and J. S. Eldridge. *J. Clin. Invest.* 33, 969(1954).
- D 14 Consistency of Clearance of Radioactive Sodium from Human Muscle. L. R. Wisham, R. S. Yalow, and A. J. Freund. *Am. Heart J.* 41, 810(1951).
- D 15 Content of, and Incorporation of P-32 into, the Nucleic Acids of the Liver, Spleen, and Lymphosarcomatous Tissue of Man. K. M. Stevens. *Cancer* 5, 122-5(1952).
- D 16 Determination Sodium 24 "Space" in Infants, Children and Adults. A. Perley, G. B. Forbes, and M. M. Pennoyer. *J. Pediat.* 38, 299-305 (1951).
- D 17 The Determination of Total Body Water in the Human Subject by Deuterium Oxide Dilution. P. R. Schloerb, B. J. Friis-Hansen, I. S. Edelman, A. K. Solomon, and F. D. Moore. *J. Clin. Invest.* 29, 1296(1950).
- D 18 The D₂O Dilution Space as a Measure of Total Body Water and the Relation of Body Water to Body Size. J. D. Hardy and D. L. Drabkin. *Am. J. Med. Sci.* 219, 108-19(1950).
- D 19 The Disposal of I-131-Labeled Thyroxine in Myxedema, Euthyroidism, and Artificial Hyperthyroidism. P. C. Johnson. *J. Lab. Clin. Med.* 40, 815-6(1952).
- D 20 Distribution and Fate of Intravenously Administered Modified Human Globin and Its Effect on Blood Volume. Studies Utilizing I-131 Tagged Globin. S. A. Berson, R. S. Yalow, J. Post, L. H. Wisham, K. N. Newerly, M. J. Villazon and O. N. Vazquez. *J. Clin. Invest.* 32, 22-32(1953).
- D 21 The Distribution of I-131 Labeled Human Serum Albumin Introduced into Ascitic Fluid: Analysis of the Kinetics of a Three Compartment Catenary Transfer System in Man and Speculations on Possible Sites of Degradation. S. A. Berson and R. S. Yalow. *J. Clin. Invest.* 33, 377-87(1954).
- D 22 Distribution of Radioiodine in Erythrocytes and Plasma of Man. J. E. Rall, M. H. Power and A. Albert. *Proc. Soc. Exptl. Biol. Med.* 74, 460-1 (1950).
- D 23 Distribution of Radioiodide in Man. N. B. Myant, B. D. Corbett, A. J. Honour and E. E. Pochin. *Clin. Sci.* 9, 405(1949).
- D 24 Dynamic Aspects of Carbon Dioxide and Urea Metabolism in the Human Studied with Radioactive Carbon. L. Hellman and M. L. Eidinoff. *J. Clin. Invest.* 31, 638(1952).
- D 25 The Effect of ACTH and Adrenal Steroids on K Transport in Human Erythrocytes. D. H. P. Streeten and A. K. Solomon. *J. Gen. Physiol.* 37, 643-61(1954).
- D 26 The Effect of Chelating Agents Upon the Metabolism of Stable and Radio-Metals. J. Greenberg, H. E. Hart, R. Lewin, H. Spencer, K. G. Stern, and D. Laszlo. *J. Clin. Invest.* 33, 938(1954).
- D 27 The Effect of Cortisone and Corticotropin on the Biologic Decay of Thyroidal Radioiodine. A. Albert, A. Tenney, and E. Ford. *Endocrinology* 50, 324(1952).
- D 28 The Effect of Hypophysectomy on the Renal Clearance of I-131. A. Albert, A. Tenney and N. Lorenz. *Endocrinology* 50, 327-30(1952).
- D 29 Effect of Massage on Muscle Temperature and Radiosodium Clearance. A. Ebel and L. H. Wisham. *Arch. Phys. Med.* 33, 399-405(1952).
- D 30 Effect of Phytates on Ca-45 Absorption in Children on Breakfasts of Moderate Calcium content. C. J. Maletskos, F. Bronner, and R. S. Harris. *Federation Proc.* 12, 472(1953).
- D 31 Effect of Phytates on Ca-45 Absorption in Children on Low Calcium Breakfasts. F. Bronner and R. S. Harris. *Federation Proc.* 12, 472(1953).
- D 32 The Effect of Priscoline, Papaverine and Nicotinic Acid on Blood Flow in the Lower Extremity of Man. R. A. Murphy, J. N. McClure, F. W. Cooper, and L. G. Crowley. *Surgery* 27, 655-63(1950).
- D 33 The Effect of Propylthiouracil on the Thyroid Uptake of I-131 and the Plasma Conversion Ratio in Hyperthyroidism. A. L. Schultz and W. E. Jacobson. *J. Clin. Endocrinol. Metabolism* 12, 1205-14(1952).
- D 34 Effect of Sickling on Sodium and Cesium Transport. D. C. Tosteson and E. T. Dunham. *Federation Proc.* 13, No. 1, 523(1954).
- D 35 Effect of Stress, TSH and ACTH on the Level of Hormonal I-131 of Serum. R. A. Shipley and F. H. MacIntyre. *J. Clin. Endocrinol. Metabolism* 14, 309-17(1954).

- D 36 The Effect of Temperature Upon the Uptake of Radioactive Phosphate by Human Erythrocytes *in Vitro*. D. R. H. Gourley and C. L. Gemmill. *J. Cellular Comp. Physiol.* 35, 341-52(1950).
- D 37 Effects on Human Subjects of Intravenous Fat Emulsions of High Caloric Potency. B. G. P. Shafiroff and J. H. MulHolland. *Ann. Surg.* 133, 145-52(1951).
- D 38 Elimination of Intravenous Carbon 14 Bicarbonate by Man. D. L. Buchanan. *J. Clin. Invest.* 30, 630-1(1951).
- D 39 Endothelial Permeability in Man Studies with Albumin I-131 Injected Intravenously or Intraperitoneally. J. A. Schoenberger, R. M. Kark, G. Kroll and E. Eckert. *J. Clin. Invest.* 32, 601(1953).
- D 40 Erythrocyte Carbohydrate Metabolism. I. The Flow of C-14 Glucose Carbon into Lactic Acid, Carbon Dioxide, Cell Polymers, and Carbohydrate Intermediate Pool. G. R. Bartlett and A. A. Marlow. *J. Lab. Clin. Med.* 42, 178-87(1953).
- D 41 Erythrocyte Carbohydrate Metabolism. II. Chromatographic Isolation of Monophosphoglycerate, Diphosphoglycerate, and Adenosine Triphosphate and Their Metabolic Turnover with Glucose Carbon. G. R. Bartlett and A. A. Marlow. *J. Lab. Clin. Med.* 42, 188-92(1953).
- D 42 Estimation of Total Body Chloride in Young Infants by Radiobromide Dilution. G. B. Forbes, A. Reid, J. Bondurant and J. Etheridge. *Proc. Soc. Exptl. Biol. Med.* 83, 871-2(1953).
- D 43 Estimation of Total Body Sodium by Isotopic Dilution. I. Studies on Young Adults. G. B. Forbes and A. Perley. *J. Clin. Invest.* 30, 558(1951).
- D 44 Estimation of Trapped Plasma with I-131 Albumin; Critique of Methods. O. N. Vazquez, K. Newerly, R. S. Yalow, and S. A. Berson. *J. Appl. Physiol.* 6, 437-40(1954).
- D 45 Estrogen Metabolism in Human Pregnancy; A Study with the Aid of Deuterium. W. H. Pearlman, M. R. J. Pearlman, and A. E. Rakoff. *J. Biol. Chem.* 209, 803-12(1954).
- D 46 Exposure of Human Cardiac Muscle to Radioactive Digitoxin *in Vitro*. W. J. Burdette. *Am. Heart J.* 46, 602-6(1953).
- D 47 Factors Affecting Hematocrit Determinations: Trapped Plasma, Its Amount and Distribution. C. J. Hlad, Jr., and J. H. Holmes. *J. Appl. Physiol.* 5, 457-70(1953).
- D 48 The Fate of P32 Labeled Diisopropylfluorophosphonate in the Human Body and its Use as a Labelling Agent in the Study of the Turnover of Blood Plasma and Red Cells. J. A. Cohen and M. G. P. J. Warringa. *J. Clin. Invest.* 33, 459-67(1954).
- D 49 The Fate of Testosterone Infused Intravenously in Man. D. K. Fukushima, H. L. Bradlow, K. Dobriner and T. F. Gallagher. *J. Biol. Chem.* 206, 863-74(1954).
- D 50 Formation, Flow, and Reabsorption of Cerebrospinal Fluid in Man. W. H. Sweet and H. B. Locksley. *Proc. Soc. Exptl. Biol. Med.* 84, 397-402(1953).
- D 51 Glycolysis and Phosphate Turnover in the Human Erythrocyte. D. R. H. Gourley. *Arch. Biochem. and Biophys.* 40, 13-9(1952).
- D 52 An Improved Method for the Determination of Blood Volume Using Radioactive Iodinated Human Serum Albumen. J. R. Erickson, J. B. McCormick and L. Seed. *Science* 118, 595-6(1953).
- D 53 Intracavitary Visceral Radiation: Effect on Gastric Acid Secretion. J. B. R. McKendry. *Proc. Soc. Exptl. Biol. Med.* 75, 25-7(1950).
- D 54 Intravascular Distribution of Na24 Injected Intravenously in Man. L. Bakay, B. Selverstone and W. H. Sweet. *J. Lab. Clin. Med.* 38, 893-903(1951).
- D 55 Inverse Relationship Between Intake and Utilization of Vitamin B12 in the Intestine. G. B. J. Glass, L. J. Boyd, and L. Stephanson. *Federation Proc.* 13, No. 1, 54(1954).
- D 56 K Transport in Human Erythrocytes: Evidence for a Rapidly Exchanging K Component. A. K. Solomon and G. L. Gold. *Federation Proc.* 13, No. 1, 142(1954).
- D 57 The Measurement of Exchangeable Sodium in Man Using the Isotope Na-24. H. Miller and G. M. Wilson. *Clin. Sci.* 12, 97(1953).
- D 58 Measurement of Hepatic Circulation by Clearance of Radioactive Sodium in Man. R. L. Wechsler, L. Sokoloff, and S. S. Kety. *Federation Proc.* 9, 133(1950).
- D 59 Measurement of Rate of Gastric Emptying in Man as Determined by Clearance of a Radioactive Colloid (AgI-131): Normal Values, Effect of Urecholine Chloride and Morphine Sulfate. R. L. Wechsler and J. L. A. Roth. *Federation Proc.* 13, No. 1, 161-2(1954).
- D 60 The Metabolic Effects of Compound F Acetate in Man. A. S. Relman and W. B. Schwartz. *J. Clin. Invest.* 31, 656-7(1952).
- D 61 The Metabolic Fate of Radioactive Carbon Labeled Acetate and Glycine in Humans. L. Hellman, W. Peacock, M. Eidinoff, R. Rosenfeld, and T. Gallagher. *J. Clin. Invest.* 30, 648(1951).
- D 62 Metabolic Fate of Radioactive Carbon Labeled Glycine and Acetate in Humans. L. Hellman, W. Peacock, M. Eidinoff, R. Rosenfeld, T. Gallagher, and K. Dobriner. *Proc. Isotopes Techniques Conference, Oxford, July 1951, 1, Medical & Physiological Application, London, H. M. Stationery Office, 299(1953).*
- D 63 Metabolic and Renal Studies in Chronic Potassium Depletion Resulting from Overuse of Laxatives. W. B. Schwartz and A. S. Relman. *J. Clin. Invest.* 32, 258-71(1953).
- D 64 The Metabolism of C-14 Labeled Ethylenediaminetetra-Acetic Acid in Human Beings. H.

- Foreman and T. T. Trujillo. *J. Lab. Clin. Med.* 43, 566-71(1954).
- D 65 Metabolism of C-14 Labeled Glucose in Normal and Diabetic Humans. W. W. Shreeve, N. Baker, G. Incefy, R. A. Shipley, M. Miller, and J. Craig. *Federation Proc.* 13, No. 1, 137(1954).
- D 66 Metabolism and Excretion of Intravenously Administered 4-C¹⁴-17-Hydroxycorticosterone. J. E. Plager, F. H. Tyler, H. H. Hecht, and L. T. Samuels. *J. Clin. Endocrinol. Metabolism* 14, 780(1945).
- D 67 The Metabolism of Intravenously Infused C-14 Labeled Cholesterol in Man. G. S. Kurland, J. L. Lucas, and A. S. Freedberg. *J. Clin. Invest.* 33, 950(1954).
- D 68 Metabolism and Removal of Ca-45 in Man. J. Bellin and D. Laszlo. *Science* 117, 331-4(1953).
- D 69 Observations on the Absorption of Iron from Foods Tagged with Radioiron. C. V. Moore and R. Dubach. *Trans. Assoc. Am. Physicians* 64, 245-56(1951).
- D 70 Oxidative Esterification of Phosphate by Neural Tissue. L. G. Abood and R. W. Gerard. *Am. J. Physiol.* 168, 739-41(1952).
- D 71 Pathological Effects and Radioautographic Localization of I131 in Humans; Postmortem Studies in Nine Patients. J. T. Godwin, B. J. Duffy, Jr., P. J. Fitzgerald, J. B. Trunnell, and R. W. Rawson. *Cancer* 4, 936-51(1951).
- D 72 The Permeability of the Human Erythrocyte to Sodium and Potassium. A. K. Solomon. *J. Gen. Physiol.* 36, 57-110(1952).
- D 73 Phosphate Ion Uptake by Human Red Cells. D. R. H. Gourley. *Virginia J. Sci.* 5, (New Series), 20-5(1954).
- D 74 Phospholipid Turnover in Man. H. W. Moser. *J. Clin. Invest.* 31, 651(1952).
- D 75 Phospholipide Metabolism in Human Liver Disease. W. E. Cornatzer. *Phosphorous Metabolism* 2, 24-5(1952).
- D 76 P-32 Entry Into the Nervous System from a Constant Plasma Level. R. D. Tschirgi, J. L. Taylor, and E. R. John. *Am. J. Physiol.* 167, 832-3(1951).
- D 77 Potassium Deficiency in Man. W. H. Bland and S. H. Bassett. *Metabolism, Clin. Exptl.* 2, 218-24(1953).
- D 78 Potassium Imbalance. G. H. Mudge. *Bull. N. Y. Acad. Med.* 29, 846-64(1953).
- D 79 Progesterone from Human Pregnancy Plasma. H. Salhanick, J. Jones, N. Merrill, and L. Neal. *Federation Proc.* 13, No. 1, 401(1954).
- D 80 Proof of the Early Utilization of Fat Administered Intravenously into Human Subjects. B. G. P. Shafiroff, J. H. MulHolland, and J. Baker. *Exptl. Med. Surg.* 9, 184-8(1951).
- D 81 Quantitative Measurement of Regional Circulation by the Clearance of Radioactive Sodium. S. S. Kety. *Am. J. Med. Sci.* 215, 352(1948).
- D 82 Radioactive Estrogens in Humans. C. T. Beer, K. Dobriner, M. L. Eidinoff, and T. F. Gallagher. *Federation Proc.* 12, 176(1953).
- D 83 Radioactive Iodide Uptake of Normal Newborn Infants. L. Van Middlesworth. *Am. J. Diseases Children* 88, 439-42(1954).
- D 84 Radioactive Sodium (Na²⁴) in the Measurement of Local Blood Flow. R. Semple, L. McDonald, and R. P. Ekins. *Am. Heart J.* 41, 803-9(1951).
- D 85 Radioactive Zinc Metabolism in Patients with Neoplastic Diseases. F. G. Ebaugh and J. F. Ross. *Federation Proc.* 11, 413(1952).
- D 86 Radio-Iodine Excretion in the Aged. P. G. Ackerman and K. Iversen. *J. Gerontol.* 8, 458-64(1953).
- D 87 Rapid Diffuse Penetration of Intact Enamel and Dentin by Carbon 14 Labeled Urea. W. W. Wainwright and F. A. Lemoine. *J. Am. Dental Assoc.* 41, 135-45(1950).
- D 88 The Rate of Transfer of Phosphorus Across the Red Blood Cell Membrane. C. B. Mueller and A. B. Hastings. *J. Biol. Chem.* 189, 869-79(1951).
- D 89 The Rates of Synthesis of Fatty Acids and Cholesterol in the Adult Rat Studied with Aid of Labeled Acetic Acid. A. Pihl, K. Bloch, and H. S. Anker. *J. Biol. Chem.* 183, 441(1950).
- D 90 The Relationship Between Changes in Thyroidal I131 Uptake and Serum Protein-Bound Iodine Following Thyrotropin. R. P. Levy, L. W. Kelly, Jr., and W. McK. Jefferies. *J. Clin. Invest.* 33, 953-4(1954).
- D 91 Recent Advances in Nutrition and Metabolism. I. Review of the Literature on General Nutrition and Protein and Mineral Metabolism, 1952. C. S. Davidson. *Arch. Internal Med.* 94, 460-76,(1954).
- D 92 The Role of Adenosine Triphosphate in the Transport of Phosphate in the Human Erythrocyte. D. R. H. Gourley. *Arch. Biochem. and Biophys.* 40, 1-12(1952).
- D 93 Role of Calcium in the Reaction between Thromboplastin and Stable Factor. R. W. Coon, W. B. Stewart, and J. E. Flynn. *Federation Proc.* 13, No. 1, 426(1954).
- D 94 Salivary and Pulpal Contributions to the Radiophosphorus Uptake in Enamel and Dentin. R. F. Sognnaes and J. H. Shaw. *J. Am. Dental Assoc.* 44, 489-505(1952).
- D 95 Some Factors Affecting the Clearance of Na-24 from Human Muscle. L. H. Wisham and R. S. Yalow. *Am. Heart J.* 43, 67-76(1952).
- D 96 Studies in Glycine-2-C-14 Metabolism in Man. I. The Pulmonary Excretion of C14O₂. N. I. Berlin, B. M. Tolbert and J. H. Lawrence. *J. Clin. Invest.* 30, 73-6(1951).
- D 97 Studies in Glycine-2-C-14 Metabolism in Man. II. Tissue Distribution. N. I. Berlin, B. M. Tolbert, and C. Lotz. *J. Clin. Invest.* 31, 335-7(1952).

- D 98 Studies of Human Peripheral Blood Flow: The Effect of Injection Volume on the Intramuscular Radiosodium Clearance Rate. G. F. Warner, E. L. Dobson, N. Pace, M. E. Johnston, and C. R. Finney. *Circulation* 8, 732-4(1953).
- D 99 Studies with Testosterone-d in Normal Men. D. K. Fukushima, K. Dobriner and T. F. Gallagher. *J. Biol. Chem.* 206, 845-61(1954).
- D 100 A Study of the Minimum Calcium Requirements of Adult Man. D. M. Hegsted, I. Moscoco, and C. Collozos. *J. Nutrition* 46, 181(1952).
- D 101 A Study of the Rate of Protein Synthesis in Humans. II. Measurement of the Metabolic Pool and the Rate of Protein Synthesis. A. S. Pietro and D. Rittenberg. *J. Biol. Chem.* 201, 457-73(1953).
- D 102 Test for Intrinsic Factor Activity: Measurement of Hepatic Uptake of Ingested Radioactive Vitamin B-12. G. B. J. Glass, L. J. Boyd, G. A. Gellin, and I. Stephanson. *Federation Proc.* 13, No. 1, 54-5(1954).
- D 103 Thyroid Function in Normal and Pathological States as Revealed by Radioactive Iodine Studies. I. Thyroid I-131 Uptake and Turnover in Euthyroid, Hyperthyroid and Hypothyroid Subjects. A. S. Freedberg, D. L. Chamovitz, and G. S. Kurland. *Metabolism* 1, 26(1952).
- D 104 Tissue Localization and Excretion Routes of Radioactive Diethylstilbestrol. G. H. Twombly. *Unio Intern. Contra Cancrum* 7, 882-88(1952).
- D 105 The Total Body Water and the Water Turnover in Pregnancy Studied with Deuterium Oxide as Isotopic Tracer. D. L. Hutchinson, A. A. Plentl, and H. C. Taylor, Jr. *J. Clin. Invest.* 33, 235-41(1954).
- D 106 Tracer Experiments with I-131 Labeled Human Serum Albumin: Distribution and Degradation Studies. S. A. Berson, R. S. Yalow, S. S. Schreiber, and J. Post. *J. Clin. Invest.* 32, 746-68(1953).
- D 107 Transmission of Radioiodine (I-131) to Infants through Human Maternal Milk. C. E. Nurnberger and A. Lipscomb. *J. Am. Med. Assoc.* 150, 1398-400(1952).
- D 108 Transport of Radioactive Sodium Across the Synovial Membrane of Normal Human Subjects. R. F. Jacox, M. K. Johnson, and R. Koontz. *Proc. Soc. Exptl. Biol. Med.* 80, 655-7(1952).
- D 109 Utilization of C14-Acetate for Cholesterol and Steroid Hormone Synthesis in the Human. L. Hellman, R. R. Rosenfeld, D. K. Fukushima, T. F. Gallagher, and K. Dobriner. *J. Clin. Endocrinol. Metabolism* 12, 934-5(1952).
- D 110 The Volume of Distribution of Insulin, Antipyrine and Radiosodium During Normal and Toxic Pregnancy and During the Puerperium. C. Lambiotte-Escoffier, D. B. Moore, and H. C. Taylor, Jr., *Am. J. Obstet. Gynecol.* 66, 18(1953).
- D 111 Volume of Distribution of Radiosulfate as a Measure of the Extracellular Fluid. M. Walser. *Proc. Soc. Exptl. Biol. Med.* 79, 372(1952).
- D 112 Water Exchanges and Barriers as Studied by the Use of Hydrogen Isotopes. E. A. Pinson. *Physiol. Revs.* 32, 123-4(1952).
- D 113 Absorption of Phospholipides Manner of Transport from Intestinal Lumen to Lacteals. B. Bloom, J. Y. Kiyasu, W. O. Reinhardt, and I. Chaikoff. *Am. J. Physiol.* 177, 84(1954).
- D 114 Blood Volume in Health and Disease. S. A. Berson. *Bull. N. Y. Acad. Med.* 30, 750-76(1954).
- D 115 C14 Studies in Carbohydrate Metabolism. I. The Oxidation of Glucose in Normal Human Subjects. N. Baker, W. W. Shreeve, R. A. Shipley, G. E. Incefy, and M. Miller. *J. Biol. Chem.* 211(1954).
- D 116 Changes in Blood Volume in the Neonatal Period. G. Fashena, H. H. Bates, and A. F. Reid. *Am. J. Diseases Children* 80, 510-1(1950).
- D 117 Disturbances in the Reticulo-Endothelial System Following Thermal Injury. G. F. Warner and E. L. Dobson. *Am. J. Physiol.* 179, 93-8(1954).
- D 118 Effect of Temperature on Uptake of Radioactive Phosphate by Human Erythrocytes. D. R. H. Gourley and C. L. Gemmill. *Federation Proc.* 9, 277(1950).
- D 119 Evidence for Heterogeneity in Desoxyribonucleic Acid Metabolism. A. Bendich and P. J. Russell, Jr. *Federation Proc.* 12, 176-7(1953).
- D 120 Exchange of Albumin Between Plasma and Cerebrospinal Fluid. R. A. Fisherman. *Am. J. Physiol.* 175, 96(1953).
- D 121 Exchangeable Potassium Content of Normal Women. J. K. Aikawa, G. T. Harrell, and B. Eisenberg. *Am. J. Med.* 13, 640(1952).
- D 122 Fat, Water and Lean Tissue Studies. W. E. Siri. *Federation Proc.* 12, 133(1953).
- D 123 Hydrolysis of the Metabolites of Cortisone in Humans. H. L. Bradlow, T. H. Kritechsky, E. R. Katzenellenbogen, K. Dobriner, and T. F. Gallagher. *Federation Proc.* 12, 181(1953).
- D 124 Iron Absorption in Premature and Full-Term Infants. L. Oettinger, Jr., W. B. Mills, and P. F. Hahn. *J. Pediat.* 45, 302-6(1954).
- D 125 Iron Metabolism. Pathophysiology of Iron Storage. C. A. Finch, M. Hegsted, T. D. Kinney, E. D. Thomas, C. E. Rath, D. Haskins, S. Finch, and R. G. Fluharty. *Blood* 5, 983-1008(1950).
- D 126 Kinetics of Phosphate Transport in Erythrocyte. D. R. H. Gourley and J. T. Matschiner. *Federation Proc.* 11, 57(1952).
- D 127 The Major Pathways of Steroid Metabolism in Man. L. Hellman, R. Rosenfeld, D. Fukushima, M. Eidinoff, A. Brunschwig, and T. Gallagher. *J. Clin. Invest.* 32, 557-8(1953).
- D 128 Metabolism of the Androgens. W. H. Elliott, J. Ashmore, and P. M. Hyde. *Science* 116, 520(1952).

- D 129 The Number and Distribution of Human Hemie Cells. E. E. Osgood. *Blood* 9, 1141(1954).
- D 130 Observations on the Venous Circulation Time in the Lower Extremities. O. Creech, Jr., P. F. Paulsen, F. J. Kelly, and M. E. DeBakey. *Surg. Forum, W. B. Saunders Co., Phila.*(1953).
- D 131 Phosphate Turnover in the Human Erythrocyte. D. R. H. Gourley. *Federation Proc.* 10, 300 (1951).
- D 132 The Presence of Aspirin in Human Plasma after Oral Administration. H. G. Mandel, N. M. Cambos, and P. K. Smith. *J. Pharmacol. Exptl. Therap.* 112, 495-500(1954)
- D 133 Properties of a Red Cell Metabolism Regulator. A. F. Reid and E. B. Ryan. *Federation Proc.* 9, 218(1950).
- D 134 Rate of Absorption of Water from Stomach and Small Bowel of Human Beings. J. F. Scholer and C. F. Code. *Gastroenterology* 27, 565-77 (1954).
- D 135 Rate of Exchange of Sodium and Potassium Between Amniotic Fluid and Maternal System. E. D. Neslon, C. E. Hunter, and A. A. Plentl. *Proc. Exptl. Biol. Med.* 86, 432-5(1954).
- D 136 The Rates of Formation of Serum Proteins in Man. I. M. London. *Symposium on Plasma Proteins, Chicago* 3(1950).
- D 137 Red Cell Life Span in Acclimitization to Altitude. C. Reynafarje, N. I. Berlin, and J. H. Lawrence. *Proc. Soc. Exptl. Biol. Med.* 87, 101-2(1954).
- D 138 Regeneration of Human Thyroid After So-called Total Thyroidectomy. J. V. Goode, A. Grollman, and A. F. Reid. *Ann. Surg.* 34, 541-5 (1951).
- D 139 Removal Rate of Radiosodium (Na^{24}) from Human Orbit in Graves' Disease and in Health. S. C. Werner. *Arch. Ophthalmol.* 52, 85-90 (1954).
- D 140 Source of the Bicarbonate of Saliva. H. F. Sand. *J. Appl. Physiol.* 4, 66-76(1951).
- D 141 Studies on the Process of Phosphate Uptake by Human Erythrocytes. D. R. H. Gourley. *Virginia J. Sci.* 1, 388-9(1950).
- D 142 A Study of the Phosphate Turnover in the Human Erythrocyte. D. R. H. Gourley. *Virginia J. Sci.* 2, 355(1951).
- D 143 Transcapillary Exchange Rates of Deuterium Oxide and Thiocyanate in the Forearm of Man. E. D. Freis, T. F. Higgins, and H. J. Morowitz. *J. Appl. Physiol.* 5, 526-32(1953).
- D 144 Transcapillary Migration of Heavy Water and Thiocyanate Ion in the Pulmonary Circulation of Normal Subjects and Patients with Congestive Heart Failure. L. S. Lilienfeld, E. D. Freis, E. A. Partenope, and H. J. Morowitz. *J. Clin. Invest.* 34, 1-8(1955).
- D 145 The Turnover of Body Fat in Obesity Resulting from Hypothalamic Injury Studied with the Aid of Deuterium. H. Mankin, A. F. Stevenson, J. R. Brobeck, C. N. H. Long, and S. DeWitt, Jr. *Endocrinology* 47, 443(1950).
- D 146 Urinary Steroids After Testosterone and Progesterone in Humans. D. K. Fukushima, M. E. Stokem, H. L. Bradlow, T. H. Kritchewsky, L. Hellman, K. Dobriner, and T. F. Gallagher. *Federation Proc.* 12, 206-7(1953).
- D 147 Utilization of Purines for Nucleic Acid Synthesis in Man. L. Hamilton. *Nature* 172, 457(1953).
- D 148 The Effect of Thyrotropin on the Release of Hormone From the Human Thyroid. R. E. Goldsmith, J. B. Stanbury, and G. L. Brownell. *J. Clin. Endocrinol.* 11, 1079-94(1951).
- D 149 Estrore Conversion Capacity of Blood of Postmenopausal Women with Carcinoma of the Breast. N. T. Werthessen, E. Schwenk, C. F. Baker, and N. S. Field. *Cancer Research* 10, 679-80(1950).
- D 150 Excretion of Carbon-14 by Man after Administration of Morphine-N-Methyl-C14. H. W. Elliott, B. M. Tolbert, T. K. Adler, and H. H. Anderson. *Proc. Soc. Exptl. Biol. Med.* 85, 77-81(1954).
- D 151 The Metabolism of N-C¹⁴H₃ Labeled Meperidine. N. P. Plotnikoff, H. W. Elliott, and E. L. Way. *J. Pharmacol. Exptl. Therap.* 104, 377-86 (1952).
- D 152 Phases initiales de l'hémoglobino-pollésé étudiées à l'aide du fer radioactif. J. C. Dreyfus, G. Schapira, et J. Kruh. *Compt. rend. soc. biol.* 147, 782(1953).
- D 153 Synthèse des hémoglobines humaines marquées *in vivo* (hommes normaux et atteints de leucémie aigüe) et *in Vitro*. G. Schapira, C. J. Dreyfus, et J. Kruh. *Compt. rend, soc. biol.* 147, 780 (1953).
- D 154 Accumulation of Astatine 211 by Thyroid Gland of Man. J. G. Hamilton, P. W. Durbin, and M. W. Parrott. *Proc. Soc. Exptl. Biol. Med.* 86, 366-9(1954).
- D 155 Effect of Parathyroid Extract on Renal Functions. P. Handler and D. V. Cohn. *Am. J. Physiol.* 169, 188(1952).
- D 156 The Effect of Phytate and other Food Factors on Iron Absorption. L. M. Sharpe, W. C. Peacock, R. Cooke, and R. S. Harris. *J. Nutrition* 41, 433-46(1950).
- D 157 Incorporation of Acetate-2-14-C into Human Erythrocyte Stroma as a Function of Storage. K. I. Altman and S. N. Swisher. *Nature* 174, 459-60(1954).
- D 158 Intestinal Absorption of Vitamin B-12 in Man. G. B. J. Glass, L. J. Boyd and L. Stephanson. *Science* 120, July(1954).
- D 159 Investigative Tools in the Study of Calcium Metabolism in Man: Balance Studies, the Calcium Tolerance Test, Radioactive Calcium and Complexing Agents. A. Schilling and D. Laszlo. *Oral Surg., Oral Med., Oral Pathol.* 6, 139-46 (1953).
- D 160 Metabolism and Removal of Radio-Calcium in Man. J. Bellin, A. Hausinger, H. Spencer and

- D. Laszlo. *Proc. Am. Assoc. Cancer Research* 1, No. 1, April(1953).
- D 161 Nicotinamide Mononucleotide Synthesis in Hemolysates. J. Preiss and M. Tabachnick. *Federation Proc.* 14, 265(1955).
- D 162 Phosphate Partition and Turnover in Human Red Cells. T. A. J. Pranker and K. I. Altman. *Nature* 173, 870(1954).
- D 163 Physiology of Hyperchloremic Acidosis Following Ureterosigmoidostomy: A Study of Urinary Reabsorption with Radioactive Isotopes. M. Rosenberg. *J. Urol.* 70, 569-80(1953).
- D 164 Scintillation Measurements of the Uptake of Radioactive Vitamin B-12 by the Liver in Normal Humans and Patients with Pernicious and Other Macrocytic Anemias. G. B. J. Glass. *Bull. N. Y. Acad. Med.* 30, Sept.(1954).
- D 165 Studies in Calcium Metabolism. I. Effect of Food Phytates on Calcium 45 Uptake of Children on Low-Calcium Breakfasts. F. Bronner, R. S. Harris, C. J. Maletskos and C. E. Benda. *Federation Proc.* 12, 472(1953). *J. Nutrition* 54, 523-42(1954).
- D 166 Studies in Calcium Metabolism. II. Effect of Food Phytates on Calcium 45 Uptake of Children on Breakfasts of Moderate Calcium Content. C. J. Maletskos, F. Bronner, and R. S. Harris. *Federation Proc.* 12, 472(1953).
- D 167 Synthesis of Nicotinamide Mononucleotide by Human Erythrocyte Hemolysates. I. G. Leder and P. Handler. *Phosphorus Metabolism* 1, 421-7(1951).
- D 168 The Tissue Utilization of Endogenous Thyroid Hormone in Human Subjects. B. A. Burrows, T. Peters, and J. F. Ross. *J. Clin. Invest.* 33, 921(1954).
- D 169 Utilization and Intestinal Excretion of Calcium Man. M. Blau, H. Spencer, J. Swernov, and D. Laszlo. *Science* 120, 1029-31(1954).

General Medical Research

- E 1 Absorption of Water from the Upper Part of the Human Gastrointestinal Tract. C. F. Code, J. F. Scholer, N. C. Hightower, Jr., F. K. Dietzler, and E. J. Baldes. *Proc. Staff Meetings Mayo Clinic* 29, 235-40(1954).
- E 2 Alterations in the Permeability of Membranes During Infections. G. T. Harrell, Jr., and J. K. Aikawa. *J. Am. Med. Assoc.* 147, 232-8(1951).
- E 3 Autonomous Transplantable Pituitary Tumors Arising in Growths Dependent on Absence of the Thyroid Gland. J. Furth, E. L. Gadsden, and W. T. Burnett, Jr. *Proc. Soc. Exptl. Biol. Med.* 80, 4-7(1952).
- E 4 Binding of Histamine by Animal Proteins. E. H. Kaplan and J. Davis. *Proc. Soc. Exptl. Biol. Med.* 84, 218-20(1953).
- E 5 Biochemical Consideration of Distribution. G. C. Kyker. *Am. J. Med. Sci.* 227, 572-89(1954).
- E 6 Biologic Decay Rates of Chloride in Normal and Diseased Man. Determined with Long-Life Radiochlorine, Cl-36. C. T. Ray, G. E. Burch, and S. A. Threefoot. *J. Lab. Clin. Med.* 39, 673-96(1952).
- E 7 The Biological Decay Curve of P 32 Tagged Erythrocytes Application to the Study of Acute Changes in Blood Volume. S. A. Berson, R. S. Yalow, A. Azulay, S. Schreiber, and B. Roswit. *J. Clin. Invest.* 31, 581-91(1952).
- E 8 Blood Volume in Polycythemia as Determined by P 32 Labeled Red Blood Cells. N. I. Berlin, J. H. Lawrence, and J. Gartland. *Am. J. Med.* 9, 747-51(1950).
- E 9 Blood Volume Studies in Normal Humans. L. W. Brady, D. Y. Cooper, M. Colodzin, J. E. McClenathan, E. R. King, and R. Williams. *Surg. Gynecol. Obstet.* 97, 25-32(1953).
- E 10 Capsules for Oral Administration of Radioisotopes. R. L. Libby and M. Tubis. *Nucleonics* 10, No. 3, 63-64(1952).
- E 11 Changes in Blood Volume following Administration of Dextran-determined by P-32 Labeled Red Cells. L. M. Meyer, N. I. Berlin, G. M. Hyde, R. J. Parsons, and D. Whittington. *Surg. Gynecol. Obstet.* 94, 712-4(1952).
- E 12 Chloride Exchange between Human Erythrocytes and Plasma Studied with Cl 36. W. D. Love and G. E. Burch. *Proc. Soc. Exptl. Biol. Med.* 82, 131-3(1953).
- E 13 Chloride "Space" and "Mass" Measured with Long-Life Radiochloride, Cl-36, in Intact Man. S. A. Threefoot, G. E. Burch, and C. T. Ray. *J. Clin. Invest.* 31, 666-7 (1952).
- E 14 Clearance Rates following Intra-arterial Injection of Radioactive Sodium as a Measure of Regional Blood Flow. E. L. Dobson, G. F. Warner, N. Pace, C. R. Finney, and M. E. Johnston. *Federation Proc.* 12, 33-4 (1953).
- E 15 The Clinical Significance of Measurements of Protein-Bound Iodine. F. W. Sunderman and F. W. Sunderman, Jr. *Am. J. Clin. Pathol.* 24, 885-902(1954).
- E 16 Comparative Effects of Cobalt 60 and Radium when Implanted Interstitially in the Skin of Rabbits. I. Meschan, A. Nettleship, and E. Kerekes. *Am. J. Roentgenol. Radium Therapy Nuclear Med.* 68, 89-103(1952).
- E 17 A Comparison of Potassium 42, Rubidium 86, and Cesium 134 as Tracers of Potassium in the Study of Cation Metabolism of Human Erythrocytes *in Vitro*. W. D. Love and G. E. Burch. *J. Lab. Clin. Med.* 41, 351-6 (1953).

- E 18 Comparison of the Thiocyanate and Radio-sodium Spaces in Disease States. J. K. Aikawa. *Am. J. Med. Sci.* 224, 632-7(1952).
- E 19 Comparisons between Bone Marrow Differentials Prepared from Particles and from Random Samples of Aspirate and Determinations of the Dilution of Aspirate with Peripheral Blood Utilizing Radioactive Phosphorus (P-32). R. S. Fadem and I. Berlin. *Blood* 6, 160-74(1951).
- E 20 Concurrent Use of Radioisotopes of Calcium and Phosphorus in the study of the Metabolism of Calcified Tissues. W. D. Armstrong and C. P. Barnum. *J. Biol. Chem.* 172, 199(1948).
- E 21 A Continuous Recording Determination of Early Disappearance of Iodinated (I-131) Human Serum Albumin from Circulating Blood. W. H. Pritchard, W. J. MacIntyre, T. W. Moir, and S. R. Inkley. *J. Lab. Clin. Med.* 40, 928(1952).
- E 22 Correlation of Changes in Blood and Bone Marrow Resulting from Injection of 0.25 μ c of Radioactive Phosphorus Per Gram of Body Weight. J. S. Latta, J. L. Vose and R. C. Rosenlof. *Anat. Record* 112, Suppl. 119 (1952).
- E 23 A Critical Comparison of the T-1824 Dye and Iodinated Albumin Methods for Plasma Volume Measurement. A. L. Schultz, J. F. Hammarsten, B. I. Heller, and R. V. Ebert. *J. Clin. Invest.* 32, 107-12(1953).
- E 24 Determination of Cardiac Output by a Continuous Recording System Utilizing Iodinated (I-131) Human Serum Albumin. I. Animal Studies. W. J. MacIntyre, W. H. Pritchard, R. W. Eckstein, and H. L. Friedell. *Circulation* 4, 552-6(1951).
- E 25 The Development of a Radioactive Isotope Program in a General Hospital. Part I. Requirements for the Development of a Radioactive Isotope Laboratory. Part 2. Clinical Application of Radioactive Isotopes with Special Reference to Radioactive Iodine (I-131) and Radioactive Phosphorus (P32). L. J. Levinson, E. Siegel, N. J. Furst, and D. Tabowitz. *J. Newark Beth Israel Hosp. Newark, N. J.* 11, 28(1951).
- E 26 Distribution of C-14-labeled Digitoxin in Tissues of Cardiac Patients. G. T. Okita and P. J. Talso. *Federation Proc.* 12, 355(1953).
- E 27 Distribution of Colloidal Radioactive Chromic Phosphate After Intracavitary Administration. S. W. Root, M. P. Tyor, G. A. Andrews, and R. M. Kniseley. *Radiology* 63, 251-9(1954).
- E 28 Distribution of Iodide Between Cells and Plasma as Measured by Means of Radioactive Iodide. C. A. Owen, Jr., and M. H. Power. *J. Biol. Chem.* 200, 111-6(1953).
- E 29 The Distribution of Radioactive Iodine in Human Tissues: Necropsy Study in Nine Patients. J. B. Trunnell, B. J. Duffy, Jr., J. T. Godwin, W. Peacock, L. Kirschner, and R. Hill. *J. Clin. Endocrinol.* 10, 1007-21(1950).
- E 30 Effect of Butazolidin on I-131 Uptake by the Thyroid Gland. H. T. W. Green, W. E. White, E. P. Engelman, and M. A. Krupp. *Proc. Soc. Exptl. Biol. Med.* 82, 155-7(1953).
- E 31 Effect of Butazolidin upon the Fate of I-131 in the Rat. K. G. Scott, J. B. Frerichs, and W. A. Reilly. *Proc. Soc. Exptl. Biol. Med.* 82, 150-2(1953).
- E 32 Effect of Fluoride on Potassium Transfer in Human Erythrocytes *in Vitro*. R. E. Eckel. *Federation Proc.* 12, 317-8(1953).
- E 33 Effect of Insulin *in Vitro* on Phosphate Uptake by Erythrocytes from Diabetic Humans. D. R. H. Courley. *Scand. J. Clin. Lab. Invest.* 4, 79-80(1952).
- E 34 Effect of Muscular Exercise on Circulating Thyroid Hormone. J. C. Lashof, P. K. Bondy, K. Sterling, and E. B. Man. *Proc. Soc. Exptl. Biol. Med.* 86, 233-5(1954).
- E 35 Effect of Oral Thyroxine and Triiodothyronine on Radioactive Iodine Uptake and Serum PBI in Normal Human Subjects. P. Starr and R. Liebholt-Schueek. *Proc. Soc. Exptl. Biol. Med.* 83, 52-4(1953).
- E 36 The Effect of Priscoline on the Clearance of Radiosodium from Muscle and Skin of Man in Normal and Diseased Limbs. J. Freund, L. H. Wisham, and R. S. Yalow. *Circulation* 8, 89-97(1953).
- E 37 Effects of Changes in Altitude on Hematopoietic Activity. R. L. Huff, J. H. Lawrence, W. E. Siri, L. R. Wasserman, and T. G. Hennessey. *Medicine* 30, 197-217(1951).
- E 38 The Effects of Dextran in Normovolemic and Oligemic Subjects. J. F. Hammarsten, B. I. Heller, and R. V. Ebert. *J. Clin. Invest.* 32, 340-4(1953).
- E 39 Encouraging and Discouraging Research with Therapeutic Radioisotopes. M. Brucer. *J. Kentucky State Med. Assoc.*(June 1953).
- E 40 Estimation of Dosage for Intravenously Administered P-32 Calculation Based on Two Compartment Distribution of the Isotope. B. V. A. Low-Beer, R. S. Blais, and N. E. Scofield. *Am. J. Roentgenol. Radium Therapy* 67, 28-41(1952).
- E 41 Estimation of Plasmin Activity by Radioactive Measurement. N. R. Shulman and H. J. Tagnon. *J. Clin. Invest.* 29, 846(1950).
- E 42 Evaluation of Acute Changes in Blood Volume from the Intravascular Biological Decay Curve of P-32 Tagged Erythrocytes. S. A. Berson, R. S. Yalow, A. Azulay, S. Schrieber, and B. Roswit. *Bull. N. Y. Acad. Med.* 28, 606 (1952).
- E 43 An Evaluation of Radiosulfate for the Determination of the Volume of Extracellular Fluid in Man and Dogs. M. Walser, D. W. Seldin, and A. Grollman. *J. Clin. Invest.* 32, 299-311(1953).

- E 44 Exchange of Water Between Blood and Tissues Characteristics of Deuterium Oxide Equilibration in Body Water. I. S. Edelman. *Am. J. Physiol.* 171, 279-96(1952).
- E 45 Excretion and Distribution of Polyvinyl Pyrrolidone in Man. As Determined by Use of Radiocarbon as a Tracer. R. K. Loeffler and J. Scudder. *Am. J. Clin. Pathol.* 23, 311-21(1953).
- E 46 Excretion of Gallium by the Rat and by Man. E. R. King, J. D. Perkinson Jr., H. D. Bruner and J. Gray. *Science* 113, 555-7(1951).
- E 47 Half-life of Homologous Serum Albumin in Several Species. M. P. Deichmiller, F. J. Dixon, and P. H. Maurer. *Federation Proc.* 12, 386-7(1953).
- E 48 Hematocrit Determination and Distribution of Trapped Plasma in a Centrifuged Red Cell Mass. C. J. Hlad, Jr. *Am. J. Physiol.* 167, 795(1951).
- E 49 Hypertonic Salt Solution in Surgical Therapeutics. J. D. Hardy and J. R. Lovelace. *Federation Proc.* 13, No. 1, 67(1954).
- E 50 Implication of Atomic Energy in Medicine and Dentistry. II. Application in Clinical Medicine. D. H. Copp. *Oral Surg., Oral Med., Oral Pathol.* 3, 606(1950).
- E 51 Implication of Atomic Energy in Medicine and Dentistry. III. Applications in the Study of Bones and Teeth. D. H. Copp. *Oral Surg., Oral Med., Oral Pathol.* 3, 613(1950).
- E 52 Inhibition of Uptake of Radioactive Phosphate by Human Erythrocytes *in Vitro*. D. R. H. Gourley. *Am. J. Physiol.* 164, 213-20(1951).
- E 53 Inter-cellular Plasma of Centrifuged Human Erythrocytes as Measured by Means of Iodo-131-Albumin. C. A. Owen, Jr., and M. H. Power. *J. Appl. Physiol.* 5, 323-9(1953).
- E 54 Intracellular Distribution of Radioactivity in Nucleic Acid Nucleotides and Proteins Following Simultaneous Administration of P-32 and Glycine-2-C-14. E. P. Tyner, C. Heidelberger, and G. A. LePage. *Cancer Research* 13, 186-203(1953).
- E 55 Investigations of Human Thyroid Function with the use of Small Doses of Radioactive Iodine, and the Effect of Thyrotrophic Hormone on I-131 Uptake and Excretion. M. Reiss, R. E. Hemphill, B. M. Murphy, J. M. Halkerton, and F. E. Badrick. *J. Endocrinol.* 6, 235(1949).
- E 56 Iodine in the Atomic Age. G. M. Curtis. *J. Am. Pharm. Assoc., Sci. Ed.* 40, 479-87(1951).
- E 57 Intestinal Absorption of Vitamin B-12 in Humans as Studied by Isotope Technic. G. B. J. Glass, L. J. Boyd, and L. Stephanson. *Proc. Soc. Exptl. Biol. Med.* 86, 522-6(1954).
- E 58 I-131-Labeled Serum Albumin: Its Use in the Study of Cardiac Output and Peripheral Vascular Flow. W. J. MacIntyre, J. P. Storaasli, H. Krieger, W. Pritchard, and H. L. Friedell. *Radiology* 59, 849-57(1952).
- E 59 The Kinetics of I-131 Metabolism in the Dog and Human. W. R. Ruegamer. *Arch. Biochem. & Biophys.* 47, 119-36(1953).
- E 60 Lack of Selective Uptake of Radioactive Iodine Phosphorus, and Copper by Melanomas in Mouse and Man. W. H. Beierwaltes and C. T. Knorrpp. *J. Lab. Clin. Med.* 38, 786-7(1951).
- E 61 Localization of Cu-64 in Serum Fractions Following Oral Administration: An Alteration in Wilson's Disease. A. G. Bearn and H. G. Kunkel. *Proc. Soc. for Exptl. Biol. Med.* 85, 44-8(1954).
- E 62 Localization of Radioactivity of Colloidal Gold 198. H. F. Berg. *Arch. Surg.* 63, 545-53(1951).
- E 63 The Measurement of Total Sodium Space and Total Body Sodium in Normal Individuals and in Patients with Cardiac Edema. G. F. Warner, E. L. Dobson, C. E. Rodgers, M. E. Johnston, and N. Pace. *Circulation* 5, 915-9(1952).
- E 64 The Metabolism of Glycine-2-C¹⁴ in Man. III. The Urinary Excretion of C¹⁴ and Cumulative Radiation Dosimetry. N. I. Berlin, B. M. Tolbert, and H. C. Lee. *J. Clin. Invest.* 32, 1-4(1953).
- E 65 The Metabolism of Glycine-2-C¹⁴ in Man. N. I. Berlin. *J. Clin. Invest.* 32, 554(1953).
- E 66 The Metabolism of Radioactive Dibromoestrone in Man. G. H. Twombly and E. F. Schoenewaldt. *Cancer* 3, 601-7(1950).
- E 67 Oral Administration of Co-60 Vit. B-12 in Tropical Sprue and Hepatic Cirrhosis and Diarrhea. L. M. Meyer, R. M. Suarez, Jr., R. Buso, J. Sabater, and R. M. Saurez. *Proc. Soc. Exptl. Biol. & Med.* 83, 681-3(1953).
- E 68 The Pathologic Effects of I-131 on the Normal Thyroid Gland of Man. A. S. Freedberg, G. S. Kurland, and H. L. Blumgart. *J. Clin. Endocrinol and Metabolism* 12, 1315-48(1952).
- E 69 Penetration of Radiocalcium at the Margins of Filling Materials: A Preliminary Report. W. D. Armstrong and W. S. Simon. *J. Am. Dental Assoc.* 43, 684(1951).
- E 70 Peripheral Utilization of Thyroid Hormone. M. W. Hamolsky, G. S. Kurland, and A. S. Freedberg. *Federation Proc.* 12, 60-1(1953).
- E 71 The Permeability of Human Dental Root Structures to Radioactive Iodine. W. W. Wainwright. *J. Periodont.* 23, 95(1952).
- E 72 The Permeability of the Red Corpusele Membrane for Sulfate Ions. G. Giacomello. *Arkiv Kemi* 4, 11-6(1952).
- E 73 Pharmacological Studies of Radiogermanium (Ge71). H. C. Dudley and E. J. Wallace. *Arch. Ind. Hyg. Occupational Med.* 6, 263-70(1952).
- E 74 P-32-Labeled Endotoxin of *Pseudomonas Aeruginosa*; Preliminary Report—Isolation of

- Radioactive Endotoxin from Culture Filtrate on Synthetic Media Containing P-32-Labeled Phosphate and Its Distribution in Mice. J. Y. Homma, T. Katsura, S. Hosoya, Y. Miyazaki, K. Kimura, and N. Saito. *Japan. J. Exptl. Med.* 21, 381-93(1951).
- E 75 On the Possible Application of Isotopes to the Management of Cancer. S. T. Cantril. *Ann. Internal Med.* 33, 1450-8(1950).
- E 76 Preferential Incorporation of Formate Carbon Into Leukemic Blood Cells as Indicated by Autoradiography. H. E. Skipper, J. B. Chapman, G. A. Boyd, W. H. Riser, Jr., and M. Bell. *Proc. Soc. Exptl. Biol. Med.* 77, 849-54(1951).
- E 77 Quantitative Evaluation of Experimental Blockade with the Aid of Radioactive Chromium Phosphate. E. R. Gabrieli. *Intern. Physiological Congr.* 373(1953).
- E 78 Radioactive Decay and Metabolic Loss of Iodine from Normal Thyroid. F. J. Burns, W. A. Fish, J. W. Hackett, and F. C. Hickey. *J. Appl. Physiol.* 4, 15-20(1951).
- E 79 Radioactive Isotopes in Medicine. 2.-Iodine. R. G. Wood. *Atomics* 4, 105-13(1953).
- E 80 Radioactive Thyrotropic Hormone Preparations. M. Sonenberg, A. S. Keston, W. L. Money and R. W. Rawson. *J. Clin. Endocrinol. and Metabolism* 12, 1269-86(1952).
- E 81 Radioactive Tracers: Rationale and Methodology. H. J. Bartelstone. *N. Y. J. Dentistry* 20, 20-22(1950).
- E 82 The Rate of Removal of Radioactive Iron From The Plasma—An Index of Erythropoiesis. L. R. Wasserman, I. A. Rashkoff, D. Leavitt, J. Mayer, and S. Port. *J. Clin. Invest.* 31, 32-9(1952).
- E 83 Recent Trends in Experimental Oncology: A Review. K. M. D. Stern. *Am. J. Clin. Pathol.* 22, 1084-96(1952).
- E 84 Role of Radioisotopes in Blood Dyscrasias and Neoplastic Diseases. H. B. Hunt. *Texas State J. Med.* 46, 496-503(1950).
- E 85 Selective Uptake of Radioactive Sulfur by Human Chondrosarcomas. R. G. Gottschalk and H. C. Allen, Jr., *Cancer Research* 12, 266(1952).
- E 86 Serial Observation of I-131 Uptake by the Thyroid Following Thyrotropin, Corticotropin, and Cortisone. C. L. Spurr and F. J. Kelly. *J. Lab. Clin. Med.* 40, 946(1952).
- E 87 Simultaneous Determination of Plasma Cardiac Output with Evans Blue and Iodinated Albumen. N. Freinkel, G. E. Schreiner and J. W. Athens. *Am. J. Physiol.* 167, 785(1951).
- E 88 Simultaneous Determination of Total Body Water by Antipyrine and Deuterium Oxide; Evaluation of the Methods on Edematous Subjects. W. W. Hurst, F. R. Schemm and W. C. Vogel. *J. Lab. Clin. Med.* 39, 36-40(1952).
- E 89 Some Medical and Dental Implications of Radioactive Tracers Studies Including Tooth Permeability. W. W. Wainwright. *Ann. Dentistry* 11, 51-61(1952).
- E 90 Some Theoretic Considerations of Electrolyte Space Measured by the Tracer Method in Intact Man. G. E. Burch, C. T. Ray, and S. A. Threefoot. *J. Lab. Clin. Med.* 42, 34-57(1953).
- E 91 Staining of Radioautographs with Metanil Yellow and Iron Hematoxylin. E. B. Simmel, P. J. Fitzgerald, and J. T. Godwin. *Stain Tech* 26, 25-8(1951).
- E 92 Studies of Excretion (and Absorption) of Co-60 Labeled Vitamin B₁₂ in Pernicious Anemia. R. W. Heinle, A. D. Welch, V. Scharf, G. C. Meacham and W. H. Prusoff. *Trans. Assoc. Am. Physicians* 65, 214-22(1952).
- E 93 Studies on the Inhibition of Proteolytic Enzymes by Serum. 1: The Mechanism of the Inhibition of Trypsin, Plasmin and Chymotrypsin by Serum Using Fibrin Tagged With I-131 as a Substrate. N. R. Shulman. *J. Exptl. Med.* 95, 571-91(1952).
- E 94 Studies on Radiocodeine Metabolism in Man and in the Rat. T. K. Adler. *J. Pharmacol. Exptl. Therap.* 110, 1(1954).
- E 95 Studies on the Role of the Thyroid in Changes in Blood Lipids Following Cortisone Administration. L. E. Schaefer. *J. Clin. Endocrinol. Metabolism* 12, 963-4(1952).
- E 96 Studies of Total Body Water with Tritium. T. C. Prentice, W. Siri, N. I. Berlin, G. M. Hyde, R. J. Parsons, E. E. Joiner and J. H. Lawrence. *J. Clin. Invest.* 31, 412-18(1952).
- E 97 Studies with Iodine-Tagged Albumin in Cirrhotic patients. M. P. Tyor and D. Cayer. *Southern Med. J.* 45, 141-5(1952).
- E 98 A Study of the Mechanism of the Inhibition of the Thyroid Gland Induced by Ingestion of Thyroid Substance. M. Perlmutter, S. Weisenfeld, S. Slater, and E. Z. Wallace. *J. Clin. Endocrinol. Metabolism* 12, 208-27(1952).
- E 99 A Study of the Use of Radioactive Gallium in Medicine. F. R. Lang. *Ann. Internal Med.* 35, 1237-49(1951).
- E 100 Surface Activity Following Administration of Radioactive Phosphorus. A. Geffen, R. Loevinger, and B. S. Wolf. *Radiology* 56, 857-68(1951).
- E 101 The Thyroid Hormonal Pool in Man and Dog. A. S. Freedberg, L. Wolsky, G. S. Kurland, and M. W. Hamolsky. *J. Clin. Invest.* 31, 628-9(1952).
- E 102 The Transfer of Sodium and Chloride Across a Membrane Produced in Man by the Application of the Vesicant Cantharides. F. J. Kelly, and A. H. Svedberg. *J. Lab. Clin. Med.* 40, 818(1952).
- E 103 The Turnover Rate of Serum Albumin in Man as Measured by I-131 Tagged Albumin. K. Sterling. *J. Clin. Invest.* 30, 1228-37(1951).

- E 104 The Turnover Time of Phosphorus in Normal, Sickle Cell Trait, and Sickle Cell Anemia Blood *in Vitro* as Measured with P-32. H. Branson and L. O. Banks. *Science* 115, 89-90(1952).
- E 105 Uptake of Radioactive Vitamin B-12 by the Liver in Humans: Test for Measurement of Intestinal Absorption of Vitamin B-12 and Intrinsic Factor Activity. G. B. J. Glass, L. J. Boyd, G. A. Gellin, and L. Stephanson. *Arch. Biochem. and Biophys.* 51, 251-7(1954).
- E 106 Urinary Excretion of Gallium by Man and Animals. J. I. Munn, N. H. Walters and H. C. Dudley. *J. Lab. Clin. Med.* 37, 376-82(1951).
- E 107 Urine-Blood Ratios of Deuterium Oxide in Man. W. W. Hurst, F. R. Schemm, and W. C. Vogel. *J. Lab. Clin. Med.* 39, 41-3(1952).
- E 108 Use of a Chelating Agent for Accelerating Excretion of Radio-Iron. H. Foreman, R. L. Huff, J. M. Oda, and J. Garcia. *Proc. Soc. Exptl. Biol. Med.* 79, 520-4(1952).
- E 109 Use of I-131-Labeled Protein in Study of Protein Digestion and Absorption in Children with and without Cystic Fibrosis of Pancreas. P. S. Lavik, R. W. Matthews, G. W. Buckaloo, S. Spector, and H. L. Friedell. *Pediatrics* 10, 667-75(1952).
- E 110 The Use of I-131 Red Cell Plasma Ratio as a Measure of Thyroid Function. K. G. Scott, J. C. Reavis, W. W. Saunders and W. E. White. *Proc. Soc. Exptl. Biol. Med.* 76, 592-5(1951).
- E 111 The Use of K-42 or P-32 Labeled Erythrocytes and I-131 Tagged Human Serum Albumin in Simultaneous Blood Volume Determinations. S. A. Berson and R. S. Yalow. *J. Clin. Invest.* 31, 572-80(1952).
- E 112 The Use of Radioactive Sodium Chromate to Evaluate the Life Span of the Red Blood Cell in Health and Certain Hematologic Disorders. R. C. Read, G. W. Wilson and F. H. Gardner. *Am. J. Med. Sci.* 228, 40-52(1954).
- E 113 The Use of Radioactive Chromium 51 as an Erythrocyte Tagging Agent for the Determination of Red Cell Survival *in Vivo*. F. G. Ebaugh, Jr., C. P. Emerson, and J. F. Ross. *J. Clin. Invest.* 32, 1260-76(1953).
- E 114 Use of Radioactive Iodine as a Tracer in the Study of the Physiology of Teeth. II. Uptake by Human Teeth. H. J. Bartelstone. *J. Dental Research* 28, 658(1949).
- E 115 *In Vitro* Incorporation of Glycine-2-C¹⁴ into Purines and Proteins. G. A. LePage. *Cancer Research* 13, 178-85(1953).
- E 116 *In Vitro* Studies of Aspects of the Metabolism of Sodium by Human Erythrocytes Using Sodium 22. W. D. Love and G. E. Burch. *J. Lab. Clin. Med.* 41, 337-50(1953).
- E 117 *In Vivo* Study of the Uptake of Radioactive Iodine by Human Teeth. III. H. J. Bartelstone. *J. Dental Research* 29, 684(1950).
- E 118 The Volume of the Extracellular Fluid in Experimental and Human Hypertension. A. Grollman and A. P. Shapiro. *J. Clin. Invest.* 32, 312-6(1953).
- E 119 L'Association de la Leucemia a la Polycythemie Vraie. J. De Backer and J. H. Lawrence. *La Presse Med.* 59, 461-3(1951).
- E 120 The Behavior of Intravenously Injected Particulate Material. Its Rate of Disappearance from the Blood Stream as a Measure of Liver Blood Flow. E. L. Dobson and H. B. Jones. *Acta Med. Scand.* 144, Supp., 273(1952).
- E 121 Behavior of Thyroid Toward Elements of Seventh Periodic Group. III. Technetium. E. J. Baumann, N. Z. Searle, A. A. Yalow, E. Siegel, and S. M. Seidlin. *Federation Proc.* 11(1952).
- E 122 Blood Volume Expansion Produced by Gelatin, Serum Albumin and Plasma. G. M. Hyde, N. I. Berlin, R. J. Parsons, and B. Whittington. *Surg. Gynecol. Obstet.* 95, 657-60(1952).
- E 123 Blood Volume in Preeclampsia as Determined with P 32 Labeled Red Blood Cells. N. I. Berlin, G. M. Hyde, J. H. Lawrence, R. J. Parsons, and S. Port. *Surg. Gynecol. Obstet.* 94, 21-2(1952).
- E 124 The Circulating Splanchnic Blood Volume in Dog and Man. S. E. Bradley, P. A. Marks, P. C. Reynell, and J. Meltzer. *Trans. Assoc. Am. Physicians* 66, 294-302(1953).
- E 125 Clinical Evaluation of Radioactive Iodine (I-131) as a Diagnostic and Therapeutic Agent. R. S. Clayton, Sr. *Texas State J. Med.* 50, 743-7(1954).
- E 126 Colloid Disappearance Rate as a Measure of Liver Blood Flow. E. L. Dobson, G. F. Warner and H. B. Jones. *Federation Proc.* 11, 35(1952).
- E 127 A Comparative Study of the Radiosodium and Thiocyanate Space in Disease States. J. K. Aikawa and E. L. Rhoades. *Am. J. Med. Sci.* 224, 632(1952).
- E 128 Consistency of Clearance of Radioactive Sodium from Human Muscle. L. H. Wisham, R. S. Yalow and J. Freund. *Am. Heart J.* 41, 810-8(1951).
- E 129 Correlation of the 24-Hour Radioiodine Uptake of the Human Thyroid Gland with the 6- and 8-hour Uptakes and with the "Accumulation Gradient". M. A. Greer. *J. Clin. Invest.* 30, 301-4(1951).
- E 130 Dependence of Ratio of Radioiodide Concentrations in Thyroid Gland and Serum on Serum Iodide Concentration: Without Propylthiouracil. S. H. Wollman and R. O. Scow. *Endocrinology* 55, 837-44(1954).
- E 131 Depression of Red Cell Iron Turnover by Transfusion. P. J. Elmlinger, R. L. Huff and J. M. Oda. *Proc. Soc. Exptl. Biol. Med.* 79, 16-9(1952).
- E 132 Distribution of Functional Activity among the Nephron Population. Part II. Tubular Functions Other Than the Regulation of Acid-Base Balance. S. E. Bradley, E. Leifer, and J. F. Nickel. *Ciba Foundation Symposium on the Kidney* 50-64(1954).
- E 133 The Effect of Cortisone on the Course of Acute Glomerulonephritis. C. H. Burnett, M. A.

- Greer, B. A. Burrows, J. H. Sisson, A. S. Relman, L. Weinstein, and C. Colburn. *New Engl. J. Med.* 243, 1028-32(1950).
- E 134 The Effect on Endogenous Thyroid Activity of Feeding Desiccated Thyroid to Normal Human Subjects. M. A. Greer. *New Engl. J. Med.* 244, 385-90(1951).
- E 135 The Effect of Exogenous Thyroid Hormone on Thyroid Function of Normal Human Subjects, as Determined with Radioactive Iodine. M. A. Greer. *Am. J. Med.* 10, 236(1951).
- E 136 The Effect of Neoplasia of Pregnancy on the Tissue Desoxypentose nucleic Acid. L. S. Kelly, A. H. Payne, M. R. White, and H. B. Jones. *Cancer Research* 11, 694-6(1951).
- E 137 The Effect of Oxophenarsine on the Phosphate Metabolism of *Trypanosoma equiperdum* in the Rat. W. Cantrell. *J. Infectious Diseases* 95, 92-7(1954).
- E 138 Effects of α -Methopterin on Formate Incorporation into the Nucleic Acids of Susceptible and Resistant Leukemia Cells. H. E. Skipper, L. L. Bennett, Jr., and L. W. Law. *Cancer Research* 12, 677-9(1952).
- E 139 Efficacy of a New Substance, Polymeric Glucose, as a Plasma Extender. S. M. Harvath, A. Y. Werner, D. M. MacCanon, and D. W. Knapp. *J. Appl. Physiol.* 7(1954).
- E 140 Electron Microscopic Study of Epidermal Basal Cells and Epidermal Dermal Junction. E. L. Laden, I. Linden, J. O. Erickson, and D. Armen. *J. Invest. Dermatol.* 21, July(1953).
- E 141 Epidemiologic Studies in Dental Caries, Series VI. A Review of Intrinsic Factors as They May Affect Caries Progression. J. D. Boyd. *J. Pediat.* 44, 578-90(1954).
- E 142 Evidence for a Pituitary Erythropoietic Factor. A. N. Contopoulos, D. C. Van Dyke, S. Ellis, M. E. Simpson, J. H. Lawrence, and H. M. Evans. *Gaz. Med. Portugal* 7, 99-104(1954).
- E 143 Experimental Hypersensitivity. D. Pressman, B. Sherman, and L. Korngold. *Science* 116, 433(1952).
- E 144 Familial Occurrence of Polycythemia and Leukemia. J. H. Lawrence and A. T. Goetsch. *Calif. Med.* 73, 361-4(1950).
- E 145 The Fixation of Urethan Carbon Atoms in Sperm and in Resting and Rapidly Dividing Cells. I. Cornman, H. E. Skipper, and J. H. Mitchell, Jr. *Cancer Research* 11, 195-9(1951).
- E 146 Hemolytic Anemia Secondary to a Familial (Hereditary) Defect in Hemoglobin Synthesis. H. Mills, R. L. Huff, M. A. Krupp, and J. F. Garcia. *Arch. Internal Med.* 86, 711-26(1950).
- E 147 Increase in Circulating Red Cell Volume after Oral Administration of Pituitary Anterior Lobe. A. N. Contopoulos, D. C. Van Dyke, M. E. Simpson, J. F. Garcia, R. L. Huff, B. S. Williams, and H. M. Evans. *Blood* 8, 131-9(1953).
- E 148 The Influence of Steroids on Uterine Protein Metabolism. H. Hoffman and S. Roberts. *J. Clin. Endocrinol. and Metabolism* 14, 797(1954).
- E 149 Influence of Tumors on Liver Concentrations of Radioactive Stilbamidine. J. C. Weaver, B. M. Tolbert, and B. J. Krueckel. *Proc. Soc. Exptl. Biol. Med.* 75, 741-3(1950).
- E 150 Intestinal Lymphatic Transport of Absorbed Cholesterol. M. W. Biggs, M. Friedman, and S. O. Byers. *Proc. Soc. Exptl. Biol. Med.* 78, 641(1941).
- E 151 *In Vivo* Studies with Radioisotopes. E. Strajman and N. Pace. *Advances in Biol. and Med. Phys.* 2, 193-241(1951).
- E 152 Iron Absorption Normal, Anemic and Hemochromatotic Subjects. R. B. Chodos, J. F. Ross, M. A. Adams, and M. C. O'Brien. *Federation Proc.* 11, 411(1952).
- E 153 Iron Absorption in Normal, Anemic and Hemochromatotic Subjects. R. B. Chodos and J. F. Ross. *Am. J. Med.* 14, 499(1953).
- E 154 Liver Blood Flow Changes in Thermal Injury. E. L. Dobson and G. F. Warner. *Federation Proc.* 13, No. 1, 36-7(1954).
- E 155 The Measurement of Liver Circulation by Means of the Colloid Disappearance Rate. I. Liver Blood Flow in Normal Young Men. E. L. Dobson, G. F. Warner, C. R. Finney and M. E. Johnston. *Circulation* 7, 690-5(1953).
- E 156 Mechanism of Action of Azaserine. H. E. Skipper, L. L. Bennett, Jr. and F. M. Schabel, Jr. *Federation Proc.* 13, No. 1(1954).
- E 157 Metabolism of Copper in Wilson's Disease and in Normal Subjects. Studies with Cu 64. C. J. Earl, M. J. Moulton and B. Selverstone. *Am. J. Med.* 17, 205-13(1954).
- E 158 Metabolism of Hemoglobin and of Bile Pigment. I. M. London. *Bull. N. Y. Acad. Med.* 30, 509(1954).
- E 159 Molecular Exchange and Blood Perfusion Through Tissue Regions. H. B. Jones. *Advances in Biol. and Med. Phys.* 2, 53-75(1951).
- E 160 Observations on the Fate of Ingested Cholesterol in Man. M. W. Biggs, D. Kritchevsky, D. Coleman, J. W. Gofman, H. B. Jones, F. T. Lindgren, G. Hyde and T. P. Lyon. *Circulation* 6, 359-66(1952).
- E 161 Physiologic Concepts of Thyroid Tumors as Revealed with Newer Tools of Study. R. W. Rawson and J. E. Rall. *Med. Clin. N. Amer.* 36, 639-62(1952).
- E 162 Physiological Studies of the Thyroid Using Radioactive Iodine. W. L. Money. *N. Y. Med.* 6, 16-19, 42(1950).
- E 163 Polyvinyl Pyrrolidone as a Plasma Expander. H. A. Ravie, A. M. Seligman, and J. Fine. *New Engl. J. Med.* 247, 921-2(1952).
- E 164 Pool Systems in Iron Metabolism; with Special Reference to Polycythemia vera. L. Sharney, L. Schwartz, L. R. Wasserman, S. Port, and D. Leavitt. *Proc. Soc. Exptl. Biol. Med.* 87, 489(1954).
- E 165 Porphyrin Metabolism and Diseases of the Nervous System. Metabolic and Toxic Disease of the Nervous System. I. M. London. *Proc.*

- Assoc. Research in Nervous and Mental Disease* 32, 392(1953).
- E 166 Post-eruptive Maturation of Teeth—Radioiodine Uptake in Ivory. J. D. Boyd and A. S. Blum. *J. Dental Research* 33, 702(1954).
- E 167 Radioactive Digitoxin. F. E. Kelsey. *Illinois Med. J.* 100(1951).
- E 168 Radioactive Sodium Chromate for the Study of Survival of Red Blood Cells. III. The Abnormal Hemoglobin Syndromes. I. M. Weinstein, C. L. Spurling, H. Klein, and T. F. Necheles. *Blood* 9, 1155(1954).
- E 169 Red Cell Life Span in the Polycythemia of High Altitude. N. I. Berlin, C. Reynafarje, and J. H. Lawrence. *J. Appl. Physiol.* 7, 271-2(1954).
- E 170 Red Cell Potassium Exchange in Sick Cell Anemia. D. C. Tosteson and J. Johnson. *Federation Proc.* 11, 163(1952).
- E 171 Relative Polycythemia—The Polycythemia of Stress. J. H. Lawrence and H. I. Berlin. *Yale J. Biol. Med.* 24, 498-505(1952).
- E 172 A Simultaneous Study of Glycine-N-15 Incorporation into Uric Acid and Heme and Fe-59 Utilization in a Case of Gout Associated with Polycythemia Secondary to Congenital Heart Disease. T. F. Yu, L. R. Wasserman, J. D. Benedict, E. J. Bien, A. B. Gutman, and D. Stetten. *Am. J. Med.* 15, 845(1953).
- E 173 The Source of Human Cerebrospinal Fluid. A Study of the Dynamic State of Its Constituents. B. Selverstone, C. V. Robinson, and P. Benda. *Proc. Fifth Intern. Neurol. Cong., Lisbon* 2, 128-9(1953).
- E 174 Steroid Action and Interaction in Uterine Metabolism. C. M. Szego and S. Roberts. *Recent Progr. Hormone Research* 8, 419-69(1953).
- E 175 Studies of Formation, Flow and Absorption of Cerebrospinal Fluid. II. Studies with Heavy Water in the Normal Man. W. H. Sweet, B. Selverstone, S. Soloway, and S. DeWitt, Jr. *Surg. Forum Proc. 36th Cong. Am. Coll. Surgeons*(1950), 376-81(1951).
- E 176 Tetraethylthiuram Disulfide (antabuse(?)) and the Anesthetic Agents. B. M. Cooper, H. C. Slocum and C. R. Allen. *Anesthesiology* 14, 29-32(1953).
- E 177 The Time Function of P-32 Incorporation into DNA of Regenerating Liver; The Effect of Irradiation. L. S. Kelly. *Proc. Am. Assoc. Cancer Research* 1, No. 2, 24-5(1954).
- E 178 Uptake of Radioactive Phosphorus by Normal and Neoplastic Ocular Tissues. E. B. Dunphy and B. Selverstone. *Am. J. Ophthalmol.* 36, 774-6(1953).
- E 179 Use of a Chelating Agent for Accelerating the Excretion of Radio-Iron. H. Foreman, R. L. Huff, J. M. Oda and J. Garcia. *Proc. Soc. Exptl. Biol. Med.* 79, 520-4(1952).
- E 180 The Use of Isotopes as Metabolic Tracers. S. DeWitt, Jr. *Ann. Internal Med.* 32, 1(1950).
- E 181 The Visceral Circulation in Homeostasis. S. E. Bradley. *Symposium on Stress Army Med. Res. Graduate School, Wash., D. C.*, 27-36(1953).
- E 182 Absorption of Radioactive Vitamin B-12 after Total Gastrectomy—Relation to Macrocytic Anemia and to the Site of Origin of Castle's Intrinsic Factor. J. A. Halsted, M. Gasster, and E. J. Drenick. *New Engl. J. Med.* 251, 161-8(1954).
- E 183 Dependence of Ratio of Radioiodide Concentrations in Thyroid Gland and Serum on Serum Iodide Concentration: With Propylthiouracil. S. H. Woolman and R. O. Scow. *Endocrinology* 55, 837-44(1954).
- E 184 Electron Microscopic Study of Epidermal Basal Cells and Epidermal Dermal Junction. E. L. Taden, I. Linden, J. O. Erickson, and D. Armen. *J. Invest. Dermatol.* 21, 37-41(1953).
- E 185 Le fer radioactif dans le diagnostic de laboratoire. G. Schapira. *Semaine des Hôpitaux de Paris* 28, 1416(1953).
- E 186 Histidine and Ascorbic Acid Treatment of Arteriosclerosis Obliterans. M. T. Friedell. *J. Am. Med. Assoc.* 138, 1036(1948).
- E 187 Physiopathologie de l'hémoglobine et du globule rouge étudiée à l'aide du fer radioactif. G. Schapira, J. C. Dreyfus et J. Kruh. *Le Sang* 24, 142(1953).
- E 188 Studies with N-C-14H₃ Labeled Morphine in Man. H. W. Elliott, B. M. Tolbert, T. K. Adler, and H. H. Anderson. *J. Pharmacol. Exptl. Therap.* 106, 383(1952).
- E 189 Studies in Neuromuscular Diseases with Radioactive Potassium. W. H. Bland, F. K. Bauer, R. L. Libby, and A. S. Rose. *Neurology* 3, 604-8(1953).
- E 190 Thyroid-Adrenocortical Interrelationship During Surgical Convalescence. I. S. Goldenberg and M. A. Hayes. *Surg. Forum, Proc. Am. Coll. Surgeons*(1954).
- E 191 Thyroid-Adrenocortical Interrelations Following Operation. I. S. Goldenberg, L. Lutwak, P. J. Rosenbaum, and M. A. Hayes. *Surg. Gynecol. Obstet.* 98, 513-22(1954).
- E 192 *In Vitro* Metabolism of Human Brain Cortex Slices. V. C. Sutherland and T. N. Burbridge. *Federation Proc.* 12, 370(1953).
- E 193 *In Vitro* Studies on Diphasic Action of Methadone. J. W. Miller and H. W. Elliott. *J. Pharmacol. Exptl. Therap.* 110, 106-14(1954); *Federation Proc.* 12, 351(1953).
- E 194 *In Vitro* Sulfate Fixation by Granulation Tissue and Injured Muscle Tissue from Healing Wounds. L. L. Layton, D. R. Frankel, and S. Scapa. *Proc. Soc. Exptl. Biol. Med.* 73, 570-2(1950).
- E 195 Investigations of Malignant Tumours with Radioactive Phosphocholine. S. Bursell, G. Neaslund, J. Neaslund, and K. E. Swenson. *Acta Soc. Med. Upsaliensis* 59, 1-2, 1-11(1953).
- E 196 Thyroid Homeostasis. J. P. Kriss and F. S. Freenspan. *Stanford Med. Bull.* 10, 206(1952).

Immunology

- F 1 Antibody Formation in Surviving Tissues. H. M. Ranney and I. M. London. *J. Clin. Invest.* 31, 656(1952).
- F 2 The Antigen-Antibody Reaction. II. Sodium Uptake by the Antigen-Antibody Precipitate. M. Lieberman and F. Aladjem. *J. Immunol.* 69, 131-4(1952).
- F 3 Antigen Retention in the Rabbit. K. M. Stevens. *J. Exptl. Med.* 97, 247-55(1953).
- F 4 Artificial Radioactive Antigens. I. Preparation and Evaluation of S-35-Sulfanilic Acid-Azo-Bovine- γ -Globulin. II. The Metabolism of S-35-Sulfanilic Acid-Azo-Bovine- γ -Globulin in Normal and Immune Mice. J. S. Ingraham. *J. Infectious Diseases* 89, 109-29(1951).
- F 5 Behavior of Iodide 131 in Guinea Pigs and of I-131 Rabbit Globulin in Guinea Pigs and Rabbits. S. P. Masouredis, L. R. Melcher, and P. Miller. *Am. J. Physiol.* 172, 565-74(1953).
- F 6 The Biochemical Target of Flexner Dysentery Somatic Antigen. F. W. Barnes, Jr., H. Lupfer, and S. S. Henry. *Yale J. Biol. Med.* 24, 384-400(1952).
- F 7 Catabolism of I-131 Labeled Bovine Gamma Globulin in Immune and Non-immune Rabbits. F. J. Dixon and D. W. Talmage. *Proc. Soc. Exptl. Biol. Med.* 78, 123-5(1951).
- F 8 A Continuously Recording Scanning Device for Radiochromatographic Analysis of Labeled Antigen-Antibody Reactions. W. R. Williams and R. E. Smith. *Proc. Soc. Exptl. Biol. Med.* 77, 169-74(1951).
- F 9 Deposition of Small Doses of Injected Antigen in Rabbits. C. F. Crampton and F. Haurowitz. *J. Immunol.* 69, 457-9(1952).
- F 10 Detection of Non-precipitating Antibodies Co-existing with Precipitating Antibodies Using I-131 Labeled Antigen. R. Feinberg. *Federation Proc.* 13, No. 1, 493(1954).
- F 11 Determination of Antibody Through the Use of I-131 Label Experiments with Equine Diphtheria Antitoxin. S. Cohen. *J. Immunol.* 67, 339-46(1951).
- F 12 Distribution of Antigens in the Rabbit Organism. H. H. Reller, C. F. Crampton, and F. Haurowitz. *Federation Proc.* 12, 456(1953).
- F 13 Distribution of a Particulate Antigen in Normal, X-irradiated, Immunized or Splenectomized Rabbits. J. S. Ingraham. *Federation Proc.* 13, No. 1, 236(1954).
- F 14 Effect of Antibiotics on Mortality from Internal Radiation. S. Koletsky and J. H. Christie. *Proc. Soc. Exptl. Biol. Med.* 75, 363-6(1950).
- F 15 The Effect of Antigen Administration on the Behavior of I-131 Labeled Rabbit Anti-Ovalbumin in Mice. S. P. Masouredis, L. R. Melcher, and M. B. Shimkin. *J. Immunol.* 71, 268-74(1953).
- F 16 The Effect of Cobalt 60 Gamma Radiation on Antibody Formation and Immunity. W. M. Hale and R. D. Stoner. *Record Med. Gen. Practice Clinics* 165, 358-60(1952).
- F 17 Effect of Cobalt 60 Gamma Radiation on Susceptibility and Immunity to Trichinosis. R. D. Stoner and W. M. Hale. *Proc. Soc. Exptl. Biol. Med.* 80, 510-2(1952).
- F 18 The Effect of Rabbit Antibody Administration of the Behavior of I-131 Labeled Human Serum Albumin in Mice. L. R. Melcher, S. P. Masouredis, and M. B. Shimkin. *J. Immunol.* 71, 275-9(1953).
- F 19 Effect of Sensitization and Irradiation on the Fate of I-131 Labeled Bovine Gamma Globulin in Rabbits and Mice. F. J. Dixon, G. J. Dammin, and S. C. Bukantz. *Federation Proc.* 9, 380-1(1950).
- F 20 Effects of Serum from Carcinomatous Mice on Erythrocyte Metabolism. A. F. Reid, M. C. Robbins, R. G. Budd, and E. B. Ryan. *Cancer Research* 12, 290(1952).
- F 21 Elimination of Radioiodinated Antirickettsial Homologous Gamma Globulin from Non-Immune and Specifically Immunized Rabbits. L. Anigstein, D. M. Whitney, and W. Barnes. *Texas Repts. Biol. Med.* 12, 3-20(1954).
- F 22 Experimental Hypersensitivity in the Rabbit. Blood and Tissue Concentrations of Foreign Proteins Labeled with Radioactive Iodine and Injected Intravenously. H. Latta. *J. Immunol.* 66, 635(1951).
- F 23 Experimental Hypersensitivity in the Rabbit. Disappearance rates of Native and Labeled Heterologous Proteins from the Serum after Intravenous Injection. D. Gitlin, H. Latta, W. H. Batchelor, and C. A. Janeway. *J. Immunol.* 66, 451(1951).
- F 24 Fate of Antibody Following *in Vivo* Combination with Specific Antigen. F. J. Dixon and P. H. Maurer. *Proc. Soc. Exptl. Biol. Med.* 84, 442-6(1953).
- F 25 The Fate in Rabbits of Intravenously Injected I-131-Iodoovalbumin. F. Haurowitz and C. F. Crampton. *J. Immunol.* 68, 73-85(1952).
- F 26 The Fixation of Anti-Organ Antibodies *In Vivo* as Determined by Radioactive I-131. L. Anigstein. *Texas Repts. Biol. Med.* 10, 648-9(1952).
- F 27 The Half-Life of Homologous Gamma Globulin (Antibody) in Several Species. F. J. Dixon, D. W. Talmage, P. H. Maurer, and M. Deichmiller. *J. Exptl. Med.* 96, 313-8(1952).
- F 28 Incorporation of C-14-Carboxyl-Labeled Leucine by Antibody Protein. N. Bulman and D. H. Campbell. *Proc. Soc. Exptl. Biol. Med.* 84, 155-9(1953).
- F 29 The *in Vitro* Purification of Tissue Localizing Antibodies. L. Korngold and D. Pressman. *J. Immunol.* 71, 1-5(1953).

- F 30 I-131-Labeled Antigen Precipitation as a Measure of Quantity and Quality of Antibody. D. W. Talmage and P. H. Maurer. *J. Infectious Diseases* 92, 288-300(1953).
- F 31 I-131 Labeled Diphtheria Toxoid and the Rate of Antigen Elimination in the Guinea Pig. M. E. Koshland. *Federation Proc.* 13, No. 1, 501(1954).
- F 32 Labeling of Proteins with Iodine 131, Sulphur 35 and Phosphorus 32. G. E. Francis, W. Mulligan, and A. Wormall. *Nature* 167, 748(1951).
- F 33 Life Span of Canine Erythrocytes Modified by Influenza Virus. W. B. Stewart, C. W. Petenyi, and H. M. Rose. *Federation Proc.* 12, 404(1953).
- F 34 Localization of Alergen-protein Conjugates in Skin. H. N. Eisen, E. A. Byrne, S. Belman, and M. Tabachnick. *Federation Proc.* 13, No. 1, 491(1954).
- F 35 Localizing Anti-tissue Antibodies with Increased Specificity. L. Korngold and D. Pressman. *Federation Proc.* 13, No. 1, 501(1954).
- F 36 Localizing Properties of Anti-Rat-Aorta Antibodies. D. Pressman, B. Sherman and L. Korngold. *Proc. Soc. Exptl. Biol. Med.* 80, 427-9(1952).
- F 37 Localizing Properties of Anti-Rat-Kidney Serum Prepared in Ducks. D. Pressman, L. Korngold and W. Heymann. *Arch. Pathol.* 55, 347-8(1953).
- F 38 The Nature of the Combining Sites of Antibodies. D. Pressman and L. A. Sternberger. *J. Immunol.* 66, 609-20(1951).
- F 39 Non-specific Anamnestic Responses to Serum Protein Antigens in Rabbits. F. J. Dixon and P. H. Maurer. *Federation Proc.* 13, No. 1, 489-90(1954).
- F 40 The Persistence of Antigen in the Mouse. J. O. Erickson, D. M. Armen and R. L. Libby. *J. Immunol.* 71, 30-7(1953).
- F 41 Persistence of C-14-Anthranil-azo-ovalbumin in Injected Rabbits. C. F. Crampton, H. H. Reller and F. Haurowitz. *Proc. Soc. Exptl. Biol. Med.* 80, 448-51(1952).
- F 42 Radioactive Isotopes as Tracers of Antibodies. L. Anigstein. *Texas J. Sci.* 5, 148-53(1953).
- F 43 Relation of Circulating Antibody Concentration to Localization of Labeled (S-35) Antigen. J. S. Garvey and D. H. Campbell. *Federation Proc.* 12, 443-4(1953).
- F 44 The Relative Rates of Iodination of Serum Components and the Effect of Iodination on Antibody Activity. D. Pressman and L. A. Sternberger. *J. Am. Chem. Soc.* 72, 2226(1950).
- F 45 Specificities of the Binding to Rabbit Serum. D. Pressman and M. Siegel. *Arch. Biochem. and Biophys.* 45, 41-54(1953).
- F 46 Stability of an Azoprotein Antigen *in Vivo*. F. Haurowitz, H. Walter, and F. D. Humm. *Federation Proc.* 13, No. 1, 496(1954).
- F 47 Studies on Isolation of Antigen and Antibody from Livers of Immune Rabbits. J. S. Garvey and D. H. Campbell. *Federation Proc.* 13, No. 1, 493-4(1954).
- F 48 Unstained Cell Counts as A Method of Evaluating Cancerocidal Agents. R. O. Vycital, R. Schrek, and T. H. Clarke. *Cancer Research* 12, 304(1952).
- F 49 Uptake of Labeled Antigens by the Mitochondria of Mouse Liver. M. Fields and R. L. Libby. *J. Immunol.* 69, 581-6(1952).
- F 50 Use of Radioactive Phosphorus in Studies of Chick Embryo Infections with a Common Cold Virus. T. G. Ward. *Am. J. Hyg.* 52, 107-32(1950).
- F 51 *In Vitro* Inhibition of Radiophosphorus Uptake and Growth of a Neurotropic Virus by 5-Chlorouridine. M. E. Rafelson, Jr., H. E. Pearson and R. J. Winzler. *Proc. Soc. Exptl. Biol. Med.* 76, 689-92(1951).
- F 52 *In Vivo* Localization of Antibodies Against Kidney, Ovary and Adrenal in Rats. I. L. Spar and W. F. Bale. *Federation Proc.* 13, No. 1, 143(1954).
- F 53 The *in Vivo* Localization of Anti-Wagner-Osteogenic-Sarcoma Antibodies. D. Pressman and L. Korngold. *Cancer* 6, 619-23(1953).
- F 54 The *in Vivo* Stability of the I-131 Protein Label of Rabbit Antibody in Guinea Pigs as Determined by the Quantitative Precipitin Reaction. L. R. Melcher and S. P. Masouredis. *J. Immunol.* 67, 393-402(1951).
- F 55 The Zone of Localization of Antibodies. IV. The *in Vivo* Disposition of Anti-Mouse-Kidney Serum and Anti-Mouse-Plasma Serum as Determined by Radioactive Tracers. D. Pressman. *J. Immunol.* 63, 375-88(1949).
- F 56 The Zone of Localization of Antibodies. VIII. Some Properties of the Antigen Responsible for the Renal Localization of Anti-Kidney Serum. H. N. Eisen and D. Pressman. *J. Immunol.* 64, 487-98(1950).
- F 57 The Zone of Localization of Antibodies. XI. The *in Vivo* Purification of Kidney-Localizing Anti-Kidney Antibody. D. Pressman and B. Sherman. *J. Immunol.* 67, 15-20(1951).
- F 58 The Zone of Localization of Antibodies. XII. Immunological Specificities and Cross Reactions in the Vascular Beds of Liver, Kidney and Lung. D. Pressman and B. Sherman. *J. Immunol.* 67, 21-33(1951).
- F 59 The Zone of Localization of Antitissue Antibodies as Determined by the Use of Radioactive Tracers. D. Pressman. *J. Allergy* 22, 387-96(1951).
- F 60 Amino Acid Inhibition of Theiler's GDVII Virus in Mouse Brain Minces. H. E. Pearson and R. J. Winzler. *Federation Proc.* 9, 389(1950).
- F 61 Antibodies as Specific Chemical Reagents. D. Pressman. *Advances in Biol. and Med. Phys.* 3, 99-152(1953).
- F 62 Antibody Formation in Surviving Tissues. H. M. Ranney and I. M. London. *Federation Proc.* 10, 563(1951).
- F 63 The Binding of Simple Substances to Serum Proteins and Its Effect on Apparent Antibody-Hapten Combination Constants. D. Pressman and M. Siegel. *J. Am. Chem. Soc.* 75, 685-94(1953).

- F 64 Changes in the Tissue Radiosodium Space Associated with Experimental Rocky Mountain Fever in Guinea Pigs. J. K. Aikawa and G. T. Harrell. *J. Infectious Diseases* 93, 263-5(1953).
- F 65 The Comparative Retention of Antigen in the Skin of Immune and Normal Rabbits as Determined with Egg Albumin Labelled with Radioactive Iodine. L. Korngold, et al. *J. Immunol.* 70, 345-51(1953).
- F 66 Determination of Antibody Through the Use of I-131 Label: Experiments with Equine Diphtheria Antitoxin. S. Cohen. *J. Immunol.* 67, 339(1951).
- F 67 Distribution of Radio-iodinated Anti-organ Antibodies in the Injected Rat. L. Anigsteink K. P. McConnell, D. M. Whitney, P. Pappas, O. W. Portman, and W. Barnes. *Texas Repts. Biol. Med.* 12(1954).
- F 68 The Effects of Feline Pneumonitis Virus Infection on the Phosphorus Metabolism of Chick Embryo Yolk Sac. S. A. Zahler. *J. Infectious Diseases* 93, 150-8(1953).
- F 69 Energy Requirements for Synthesis of Feline Pneumonitis Virus in Isolated Chick Embryo Yolk Sac. J. W. Moulder, B. R. S. McCormack, and M. K. Itatani. *J. Infectious Diseases* 93, 140-9(1953).
- F 70 Failure to Demonstrate *in Vitro* Lysis of Sensitized Guinea Pig Leucocytes by Dog Hemoglobin Antigen. L. J. Bernard, W. C. Jefferson, and P. F. Hahn. *Proc. Soc. Exptl. Biol. Med.* 80, 58-60(1952).
- F 71 Formation of Tetanus Antitoxin by Spleen and Lymph Node Intraocular Transplants. W. M. Hale and R. D. Stoner. *Yale J. Biol. Med.* 26, 46-54(1953).
- F 72 Hypersensitivity and Rheumatic Fever. J. K. Aikawa. *Ann. Internal Med.* 41, 576-604(1954).
- F 73 Immunophysiology. Increase in Radiosodium Space of Adrenal Glands in Rabbits Sensitized with Human Plasma. J. K. Aikawa and E. L. Rhoades. *Proc. Soc. Exptl. Biol. Med.* 79, 233-5(1952).
- F 74 Incorporation of C-14 Leucine by Antibody Protein. N. Bulman and D. H. Campbell. *Federation Proc.* 10, 404(1951).
- F 75 The Incorporation of Radioactive Phosphate into Feline Pneumonitis Virus in the Chick Embryo Yolk Sac. S. A. Zahler. *J. Infectious Diseases* 93, 159-65(1953).
- F 76 The Incorporation of Radioactive Phosphorus into Influenza Virus. O. C. Liu, H. Blank, J. Spizizen and W. J. Henle. *J. Immunol.* 73, 415(1954).
- F 77 Increased Susceptibility of Mice to Anaphylactic Shock Following Cobalt 60 Gamma Radiation. R. D. Stoner and W. M. Hale. *J. Immunol.* 72, 419-23(1954).
- F 78 Isotopic Studies of Fluid and Electrolyte Changes in Domestic Rabbits with Rocky Mountain Spotted Fever. J. K. Aikawa and G. T. Harrell. *J. Infectious Diseases* 93, 222-35(1953).
- F 79 Kinetic Studies on Immune Hemolysis. VII. Decay of EAC '1,4,2, Fixation of C₃, and Other Factors Influencing the Hemolytic Action of Complement. M. M. Mayer, L. Levine, H. J. Rapp, and A. A. Marucci. *J. Immunol.* 73, 443-54(1954).
- F 80 The Localization of Antilymphosarcoma Antibodies in the Murphy Lymphosarcoma of the Rat. L. Korngold and D. Pressman. *Cancer Research* 14, 96-9(1954).
- F 81 The Localization of Anti-lymphosarcoma Antibodies in the Murphy Lymphosarcoma of the Rat. L. Korngold and D. Pressman. *Proc. Am. Assoc. Cancer Research* 1, 31(1953).
- F 82 The Persistence of Antigen in the Mouse. J. O. Erickson, D. M. Armen and R. L. Libby. *Federation Proc.* 11, 467(1952). *J. Immunol.* 71, 30-7(1952).
- F 83 Purification of a Substance Responsible for Localization of Anti-Rat-Kidney Antibodies in the Kidney. D. Pressman, Y. Yagi, and L. Korngold. *Federation Proc.* 13, 509(1954).
- F 84 The Relation of Circulating Antibody Concentration to Localization of Labeled (S-35) Antigen. J. S. Garvey and D. H. Campbell. *J. Immunol.* 72, 131(1954).
- F 85 Relation Between Propagation of Mouse Encephalomyelitis Virus and Uptake of Radiophosphate by Minced Brain from Mice. R. J. Winzler, H. E. Pearson, and M. E. Rafelson. *Federation Proc.* 9, 247(1950).
- F 86 Relation Between Propagation of a Mouse Encephalomyelitis Virus and Uptake of Radiophosphate by Minced Brain from Mice of Different Ages. H. E. Pearson, R. J. Winzler, and M. E. Rafelson. *Federation Proc.* 9, 389(1950).
- F 87 Relationship between TMV and a Protein Accompanying TMV Infection. C. C. Delwiche, P. Newmark, and W. N. Takahashi. *Federation Proc.* 13, No. 1, 197(1954).
- F 88 Studies on the Role of Ca⁺⁺ and Mg⁺⁺ in Complement Fixation and Immune Hemolysis. II. The Essential Role of Ca⁺⁺ in Complement Fixation. L. Levine, K. M. Cowan, A. G. Osler, and M. M. Mayer. *J. Immunol.* 71, 367-73(1953).
- F 89 The *in Vivo* Localization of Anti-Wagner-Osteogenic-Sarcoma Antibodies. D. Pressman and L. Korngold. *Proc. Am. Assoc. Cancer Research* 1, 43(1953).
- F 90 The Zone of Localization of Antibodies. XI. The *in Vivo* Purification of Kidney-Localizing Anti-Kidney Antibody. D. Pressman and B. Sherman. *J. Immunol.* 67, 15-20(1951).
- F 91 The Zone of Localization of Antibodies. XIII. The *in Vivo* Localization of Anti-Liver-Blood-Vessel Antibodies in the Rat. D. Pressman, B. Sherman, and L. Korngold. *J. Immunol.* 67, 493-500(1951).
- F 92 Cortisone Inhibition of Antibody Synthesis in the Rabbit. E. P. Benditt and A. Breslow. *Proc. Inst. Med. Chicago* 20, 40(1954).
- F 93 Differences sans le comportement metabolique

des anticorps dans l'immunité active et dans l'immunité passive. Recherches effectuées au moyen d'isotopes indicateurs! Carbone 13 et carbone 14. P. Gros, J. Coursaget et M. Macheboeuf. *Bull. Soc. Chim. Biol.* 34, No. 11, 1074-77(1952).

- F 94 *In Vivo* Localization of Labeled Rat Adrenal Antibodies. I. L. Spar and W. F. Bale. *J. Immunol.* 73, 134-7(1954).
- F 95 *In Vivo* Localization of Rat Organ Antibodies in Ovaries, Adrenals, and Other Tissues. W. F. Bale and I. L. Spar. *J. Immunol.* 73, 125-33 (1954).
- F 96 Recherches sur l'existence de précurseurs protéiques dans la formation des anticorps. Travail effectué avec de la valine marquée par le carbone 14. P. Gros, J. Coursaget and M. Macheboeuf. *Bull. Soc. Chim. Biol.* 34, No. 11, 1070-74(1952).

Metabolite Physiology in Animals

- G 1 Aberrations of Estrone Metabolism in Rat Hepatoma. C. M. Szego and D. C. Wolcott. *J. Clin. Endocrinol. Metabolism* 14, 796-7(1954).
- G 2 Absorption of Cholesterol-4-C-14 in Rats Fed Mixed Soybean Sterols and β -Sitosterol. H. H. Hernandez, D. W. Peterson, I. L. Chaikoff and W. G. Dauben. *Proc. Soc. Exptl. Biol. Med.* 83, 498-9(1953).
- G 3 Absorption of Radioactive Calcium by Brook Trout. F. E. Lovelace and H. A. Podoliak. *Progressive Fish Culturist* 154-8, October(1952).
- G 4 Acetate Utilization in the Dog. P. V. Harper, Jr., W. B. Neal, Jr., and G. R. Hlavacek. *Metabolism* 2, 62-8(1953).
- G 5 Acetate Utilization in Normal, Fasting, and Pyruvate-Treated Rats. J. G. Coniglio, C. E. Anderson, and C. S. Robinson. *J. Biol. Chem.* 198, 525-32(1952).
- G 6 Action of Human Chorionic Gonadotropin upon the Metabolism of Phosphorus in the Thymus of Hypophysectomized Immature Rats. U. Borell and E. Diczfalussy. *Endocrinology* 49, 189-96(1951).
- G 7 Action of Insulin on the Extrahepatic Tissues. A. N. Wick, D. R. Drury, R. W. Baneroff, and E. M. MacKay. *J. Biol. Chem.* 188, 241-9(1951).
- G 8 Action of Insulin on Volume of Distribution of Galactose in the Body. A. N. Wick and D. R. Drury. *Am. J. Physiol.* 173, 229-32(1953).
- G 9 Action of Parathyroid Extract on Bone Phosphorus and Calcium in the Rat. R. V. Talmage, W. E. Lotz, and C. L. Comar. *Proc. Soc. Exptl. Biol. Med.* 84, 578-82(1953).
- G 10 The Action of Salts of Zirconium and Other Metals on Plutonium and Yttrium Distribution and Excretion. M. R. White and J. Schubert. *J. Pharmacol. Exptl. Therap.* 104, 317-24(1952).
- G 11 The Acute Effect of Cortisone Treatment on the Utilization of Glucose by the Mouse. R. K. Boutwell and R. Chiang. *Arch. Biochem. and Biophys.* 50, 461-72(1954).
- G 12 Albumin Exchange between Blood and Lymph Compartments and Estimation of Lymph Volume. M. C. Woods, R. H. Storey, and J. Furth. *Am. J. Physiol.* 167, 840(1951).
- G 13 Alcohol Oxidation in Relation to Alcohol Dosage and the Effect of Fasting. J. J. Vitale, J. D. Giorgio, H. McGrath, J. Nay, and D. M. Hegsted. *J. Biol. Chem.* 204, 257-64(1953).
- G 14 Alloxan Diabetes and Phosphate Turnover in the Liver. J. Sacks. *Am. J. Physiol.* 172, 93-9(1953).
- G 15 Alterations in Dynamics of Calcium Metabolism by Intraintestinal Calcium Reservoirs. R. O. Thomas, T. A. Litovitz, and C. F. Geschickter. *Am. J. Physiol.* 176, 381-7(1954).
- G 16 Altered Metabolic Patterns Induced in the Normal Rat by Feeding an Adequate Diet Containing Fructose as Sole Carbohydrate. R. Hill, N. Baker, and I. L. Chaikoff. *J. Biol. Chem.* 209, 705-16(1954).
- G 17 Alternative Pathways of Glucose Metabolism. I. Distribution of Radioactivity from Glucose-1-C¹⁴ in Acid-soluble and Acid-insoluble Fractions of Tumor and Normal Tissue. H. Schmitz, V. R. Potter and R. B. Hurlbert. *Cancer Research* 14, 58-65(1954).
- G 18 Alternative Pathways of Glucose Metabolism. II. Nucleotides from the Acid-soluble Fraction of Normal and Tumor Tissues and Studies on Nucleic Acid Synthesis in Tumors. H. Schmitz, V. R. Potter, R. B. Hurlbert, and D. M. White. *Cancer Research* 14, 66-74(1954).
- G 19 Alternative Pathways of Glucose Metabolism in Tumor Tissue. H. Schmitz, V. R. Potter, and R. B. Hurlbert. *Proc. Am. Assoc. Cancer Research* 1, 47-8(1953).
- G 20 Appearance of C-14 in Fumarate and Lactate Following the Injection of DL-Methionine-2-C-14. L. M. Marshall and F. Friedberg. *Proc. Soc. Exptl. Biol. Med.* 78, 748-50(1951).
- G 21 Application de la Methode des Dilutions Isotopiques a L'etude de la Specificite des Proteines. G. Schapira, J. C. Dreyfus, and J. Kruh. *Compt. Rend. Acad. Sci.* 228, 1824-6(1949).
- G 22 Ascorbic Acid Deficiency and Cholesterol Synthesis. R. R. Becker, H. B. Burch, L. L. Salomon, T. A. Venkatasubramanian, and C. G. King. *J. Am. Chem. Soc.* 75, 2020(1953).
- G 23 The Biological Asymmetry of Glycerol. R. W. Swick and A. Nakao. *J. Biol. Chem.* 206, 883-6(1954).
- G 24 The Biological Transformation of Galactose into Glucose. Y. J. Topper and D. Stetten, Jr. *J. Biol. Chem.* 193, 149-55(1951).

- G 25 Breakdown of Urea in the Rat. F. C. Chao and H. Tarver. *Proc. Soc. Exptl. Biol. Med.* 84, 406-9(1953).
- G 26 Calcification in Molluscs. III. Intake and Deposition of Ca-45 and P-32 in Relation to Shell Formation. G. Bevelander. *Biol. Bull.* 102, 9-15(1952).
- G 27 Calcium Exchange; the Mechanism of Adsorption by Bone of Ca-45. M. Falkenheim, E. E. Underwood, and H. C. Hodge. *J. Biol. Chem.* 188, 805-17(1951).
- G 28 C-14-Cholesterol. I. Lymphatic Transport of Absorbed Cholesterol-4-C-14. I. L. Chaikoff, B. Bloom, M. D. Siperstein, J. Y. Kiyasu, W. O. Reinhardt, W. G. Dauben, and J. F. Eastham. *J. Biol. Chem.* 194, 407-12(1952).
- G 29 C-14-Cholesterol. VI. Biliary End-Products of Cholesterol Metabolism. M. D. Siperstein, F. M. Harold, I. L. Chaikoff, and W. G. Dauben. *J. Biol. Chem.* 210, 181-91(1954).
- G 30 C-14-Cholesterol. II. Oxidation of Carbons 4 and 26 to Carbon Dioxide by the Intact Rat. I. L. Chaikoff, M. D. Siperstein, W. G. Dauben, H. L. Bradlow, J. F. Eastham, G. M. Tomkins, J. R. Meier, R. W. Chen, S. Hotta, and P. A. Srere. *J. Biol. Chem.* 194, 413-6(1952).
- G 31 C-14-Cholesterol. III. Excretion of Carbons 4 and 26 in Feces, Urine, and Bile. M. D. Siperstein and I. L. Chaikoff. *J. Biol. Chem.* 198, 93-104(1952).
- G 32 C-14-Cholesterol. IV. Oxidation of Carbons 4 and 26 to Carbon Dioxide by Surviving Tissues. J. R. Meier, M. D. Siperstein, and I. L. Chaikoff. *J. Biol. Chem.* 198, 105-9(1952).
- G 33 C-14-Cholesterol. V. Obligatory Function of Bile in Intestinal Absorption of Cholesterol. M. D. Siperstein, I. L. Chaikoff, and W. O. Reinhardt. *J. Biol. Chem.* 198, 111-4(1952).
- G 34 Carbon Monoxide Oxidation by Cytochrome Oxidase in Muscle. B. Breckenridge. *Am. J. Physiol.* 173, 61-9(1953).
- G 35 A Chromatographic-Radioautographic Method for Study of Acetate Utilization in Animal Tissues. J. Katz and I. L. Chaikoff. *J. Biol. Chem.* 206, 887-900(1954).
- G 36 Cobalt, Copper and Molybdenum in the Nutrition of Animals and Plants. H. R. Marston. *Physiol. Revs.* 32, 66-121(1952).
- G 37 Combustion of C-14 Labeled Methanol in Intact Rat and Its Isolated Tissues. G. Bartlett. *Am. J. Physiol.* 163, 614(1950).
- G 38 Comparative Excretion and Distribution of C-14-Labeled Carbonate and Formate in Large Albino Rats. F. Sperling, E. S. Maxwell, and W. F. V. Oettingen. *Am. J. Physiol.* 174, 33-8(1953).
- G 39 A Comparative Study of the Effect of Various Solutions on the Calcium Depletion of The Rat Tooth Using Radioactive Calcium. C. Urakami, C. T. Want, J. B. Data, and J. E. Christian. *J. Am. Pharm. Assoc., Sci. Ed.* 42, 410-4(1953).
- G 40 Composition of Honeydew Excreted by Pineapple Mealybugs. R. A. Gray. *Science* 115, 129-33(1952).
- G 41 Concentration and Organic Binding of Radioiodide by Thyroid Tissue. S. H. Wollman. *Texas Repts. Biol. Med.* 11, 775-8(1953).
- G 42 Content of Radioactive Vitamin B-12 in the Feces of Rats Fed Co-60 and Aureomycin. R. L. Davis and B. F. Chow. *Proc. Soc. Exptl. Biol. Med.* 77, 218-21(1951).
- G 43 Conversion of C-14-Palmitic Acid to Glucose. II. Specific Glucose Carbons Labeled. S. Abraham, I. L. Chaikoff, and W. Z. Hassid. *J. Biol. Chem.* 195, 567-81(1952).
- G 44 Conversion of First and Sixth Carbons of Stearic Acid to Carbon Dioxide by Rats. E. O. Weinman, I. L. Chaikoff, B. P. Stevens, and W. G. Dauben. *J. Biol. Chem.* 191, 523-9(1951).
- G 45 Corticosteroid Metabolism in Liver: Studies on Perfused Rat Livers. O. Hechter, M. M. Solomon, and E. Caspi. *Endocrinology* 53, 202-15(1953).
- G 46 Demonstration of β -Oxidation and Acetoacetate Formation in a Mouse Hepatoma. G. W. Brown, Jr., I. L. Chaikoff, and D. D. Chapman. *Proc. Soc. Exptl. Biol. Med.* 84, 586-8(1953).
- G 47 Deposition of C-14 in the Metaphysis of Long Bones of Young Rats. W. Bloom. *Anat. Record* 103, 425(1949).
- G-48 Depression of Hepatic Lipogenesis from Acetate-1-C-14 in Rats Exposed to Cold. E. J. Masoro and A. I. Cohen. *Federation Proc.* 13, No. 1, 95(1954).
- G 49 Determination of Iron Absorption Using Two Isotopes of Iron. L. Saylor and C. A. Finch. *Am. J. Physiol.* 172, 372-6(1953).
- G 50 Development of Obesity in Force Fed Young Thyroidectomized. R. O. Scow. *Endocrinology* 49, 522-9(1951).
- G 51 Dihydroxyacetone Esters as Precursors of Triglycerides During Intestinal Absorption. R. Reiser and M. C. Williams. *J. Biol. Chem.* 202, 815-9(1953).
- G 52 The Dispersion of Radioactive Phosphorus in the Embryonated Hen's Egg. R. A. Webster and T. G. Ward. *Arch. Biochem. and Biophys.* 45, 384-96(1953).
- G 53 Distribution of C-14 Labeled Alloxan in the Tissues of the Rat and Its Mode of Elimination. R. G. Janes and T. Winnick. *Proc. Soc. Exptl. Biol. Med.* 81, 226-9(1952).
- G 54 The Distribution of C-14 Labeled Isonicotinic Acid Hydrazide in Normal Mice. L. J. Roth and R. W. Manthei. *Proc. Soc. Exptl. Biol. Med.* 81, 566-9(1952).
- G 55 Distribution of Co-60, Cu-64, and Zn-65 in the Cytoplasm and Nuclei of Tissues. I.

- Rosenfeld and C. A. Tobias. *J. Biol. Chem.* 191, 339-49(1951).
- G 56 On the Distribution, Detoxification and Excretion of Radioactive Pyribenzamine in Guinea Pigs. T. A. Geissman and E. O. Weinman. *Federation Proc.* 12, 49-50(1953).
- G 57 Distribution and Dosage of Radiocarbon in the Tissues. G. L. Nardi. *Am. J. Roentgenol. Radium Therapy and Nuclear Med.* 67, 989-90(1952).
- G 58 The Distribution and Excretion of C-14 in the Tissues of Mice after Administration of C-14 Methyl Labeled Glycine. G. L. Nardi. *Am. J. Roentgenol. Radium Therapy Nuclear Med.* 70, 613-16(1953).
- G 59 Distribution and Excretion of Radioactive Hafnium-181 Sodium Mandelate in the Rat. C. F. Kittle, E. R. King, C. T. Bahner, and M. Brucer. *Proc. Soc. Exptl. Biol. Med.* 76, 278-82(1951).
- G 60 Distribution and Excretion of Radioactivity in Mice Following the Administration of C-14 Labeled Atropine. V. Evertsbusch and E. M. K. Geiling. *Federation Proc.* 12, 319(1953).
- G 61 The Distribution of Radioactivity in the Organs of the Fetus or of Young Rats Born by Mothers Injected with Vitamin B-12 Containing Co-60. B. F. Chow, L. Barrows, and C. T. Ling. *Arch. Biochem. and Biophys.* 34, 151-7(1951).
- G 62 The Distribution of S-35 from Labeled DL-Methionine in Mice Bearing Carcinoma of the Breast, Neoplasms of the Hematopoietic System, or Liver Abscesses. H. S. Bloch, C. R. Hitchcock, and A. J. Kremen. *Cancer Research* 11, 313-7(1951).
- G 63 The Distribution and Excretion of S-35 Sodium Sulfate in the Albino Rat. N. B. Everett and B. S. Simmons. *Arch. Biochem. and Biophys.* 35, 152-6(1952).
- G 64 Distribution of Fixed Carbon. R. W. Swick, D. L. Buchanan and A. Nakao. *Federation Proc.* 11, 157-8(1952).
- G 65 Distribution of Label from Metabolism of Radioactive Leucine, Norleucine and Norvaline in Tissues, Excreta and Respiratory Carbon Dioxide. M. U. Hassan and D. M. Greenberg. *Arch. Biochem. and Biophys.* 39, 129-37(1952).
- G 66 Distribution of Methionine-S-35 During Healing of Experimental Wounds. M. B. Williamson and H. J. Fromm. *Federation Proc.* 12, 291(1953).
- G 67 The Distribution of Phosphorus (P-31 and P-32) in Dorsal and Ventral Halves of the *Rana pipiens* Gastrula. P. Grant. *Anat. Record* 117, 554-5(1953).
- G 68 Distribution of P-32 in Tissues of Normal Animals. I. Rosenfeld and O. A. Beath. *Proc. Soc. Exptl. Biol. Med.* 81, 608-11(1952).
- G 69 Distribution and Turnover of Administered Rubidium (Rb-86) Carbonate in Blood and Urine of Man. A. Zipser, H. B. Pinto, and A. S. Freedberg. *J. Appl. Physiol.* 5, 317-22(1953).
- G 70 The Distribution and Utilization of Radio-Iron (Fe-59) in Protein-Depleted Rats. W. F. Bernhard, R. W. Wissler, J. S. Thompson, and M. J. Robson. *J. Clin. Invest.* 31, 617(1952).
- G 71 Dynamic Aspects of Sodium Metabolism in Experimental Adrenal Insufficiency Using Radioactive Sodium. T. N. Stern, V. V. Cole, A. C. Bass, and R. R. Overman. *Am. J. Physiol.* 164, 437-49(1951).
- G 72 Dynamics of Calcium Metabolism Time Distribution of Intravenously Administered Radio-calcium. R. O. Thomas, T. A. Litovitz, M. I. Rubin, and C. F. Geschickter. *Am. J. Physiol.* 169, 568-75(1952).
- G 73 Effect of Acetate and Pyruvate on Alcohol Metabolism. J. J. Vitale, D. M. Hegsted, and N. Zamcheck. *Federation Proc.* 13, No. 1, 481(1954).
- G 74 Effect of ACTH on Incorporation of Labeled-Histidine into Tissue Proteins in Male Adult Mice. A. Novak. *Am. J. Physiol.* 168, 121-5(1952).
- G 75 The Effect of Adrenal Cortical Hormones on the Incorporation of C-14 into the Protein of Lymphatic Cells. S. Kit and E. S. G. Barron. *Endocrinology* 52, 1-9(1953).
- G 76 The Effect of 2-Amino-fluorene on the Utilization of S-35 DL-Methionine. A. W. Wase, J. B. Allison, and J. F. Migliarese. *Science* 116, 536-7(1952).
- G 77 The Effect of Antibiotics and the Composition of Diets on Fecal Vitamin B-12 and Biotin. B. F. Chow, R. L. Davis, and S. Davis. *J. Nutrition* 49, 657-68(1953).
- G 78 The Effect of Bal on Distribution and Metabolism of P-32 and Sr-90. W. F. Kiseleski, W. P. Norris, and L. A. Woodruff. *Proc. Soc. Exptl. Biol. Med.* 77, 694-6(1951).
- G 79 Effect of Beta-Hydroxybutyric Acid on Glucose Oxidation in Insulin Treated Eviscerated Animals. A. N. Wick and D. R. Drury. *Federation Proc.* 12, 290(1953).
- G 80 Effect of Bioflavones upon Metabolism of Iodine and Iodinated Compounds in the Rat. K. G. Scott and L. Strei. *Proc. Soc. Exptl. Biol. Med.* 81, 493-7(1952).
- G 81 The Effect of Bromobenzene and 3,4-Benzpyrene on the Metabolism of Radioactive L-Cystine. H. R. Gutmann and J. L. Wood. *Cancer Research* 10, 8-12(1950).
- G 82 Effect of Calcium Status, Mass of Calcium Administered and Age on Ca-45 Metabolism in the Rat. S. L. Hansard, C. L. Comar, and M. P. Plumlee. *Proc. Soc. Exptl. Biol. Med.* 78, 455-60(1951).
- G 83 The Effect of Certain Drugs on the Metabolism of Ascorbic Acid, Studied Using 1-Ascorbic-1-C-14 Acid. J. J. Burns, E. H. Mosbach, S. Schulenberg, and J. Reichenthal. *J. Pharmacol. Exptl. Therap.* 110, 9(1954).
- G 84 Effect of Certain Metabolic Alterations on the Subcellular Distribution of I-131 Labeled Thy-

- roxine and Triiodothyronine. P. Van Arsdell, Jr., R. Miller, J. R. Hogness, and R. H. Williams. *J. Clin. Endocrinol. Metabolism* 14, 804(1954).
- G 85 Effect of Choline and Cystine on the Oxidation of the Methyl Group of Methionine. C. G. Mackenzie and V. D. Vigneaud. *J. Biol. Chem.* 195, 487-91(1952).
- G 86 Effect of Coprophagy upon S-35 Uptake by Rabbits after Ingestion of Labeled Sodium Sulfate. R. Kulwich, P. B. Pearson, and A. H. Lankenau. *Arch. Biochem. and Biophys.* 50, 180-7(1954).
- G 87 Effect of Cortisone Treatment for 28 Days on Radio-iodine Metabolism in Normal Rats and Adrenalectomized Rats Maintained with Desoxycorticosterone. C. J. Migeon, L. I. Gardner, J. F. Crigler, Jr., and L. Wilkins. *Endocrinology* 51, 117-26(1952).
- G 88 Effect of Cortisone Upon Rates of Glucose Production and Oxidation in the Rat. I. D. Welt, D. Stetten, Jr., D. J. Ingle, and E. H. Morley. *J. Biol. Chem.* 197, 57-66(1952).
- G 89 Effect of Dibenamine (N-(2-Chloroethyl) Dibenzylamine) on the Metabolism of Radioactive Epinephrine. R. W. Schayer, J. Kennedy and R. L. Smiley. *J. Biol. Chem.* 202, 39-43(1953).
- G 90 The Effect of Diet on the Rate of Loss of Labeled Amino Acid from Tissue Proteins. G. Solomon and H. Tarver. *J. Biol. Chem.* 195, 447-52(1952).
- G 91 Effect of Food and Water on Thyroid Uptake of Radioiodine (I-131) in Rats. J. P. Storaasli, S. Rosenberg, and H. L. Friedell. *Proc. Soc. Exptl. Biol. Med.* 83, 748-50(1953).
- G 92 Effect of Fructose on Lipogenesis from Lactate and Acetate in Diabetic Liver. N. Baker, I. L. Chaikoff, and A. Schusdek. *J. Biol. Chem.* 194, 435-43(1952).
- G 93 The Effect of β -Hydroxybutyric Acid on Glucose Oxidation in Insulinized Animals. D. R. Drury and A. N. Wick. *J. Biol. Chem.* 196, 129-33(1952).
- G 94 Effect of Hypophysectomy on the Intrathyroidal Metabolism of I-131. A. Albert and N. Lorenz. *Proc. Soc. Exptl. Biol. Med.* 77, 204-5(1951).
- G 95 Effect of Hypophysectomy on I-131 Metabolism in Normal and Thiouracil Treated C3H Mice. S. H. Wollman and R. O. Scow. *Endocrinology* 52, 338-45(1953).
- G 96 The Effect of Inherited Factors, The Milk Agent, and Physiological State on Phosphorus Metabolism of Endocrine Glands of Mice. S. Albert and R. M. Johnson. *Cancer Research* 12, 243-4(1952).
- G 97 The Effect of Insulin on The Incorporation of C-14 into The Protein of Rat Diaphragm. F. M. Sinex, J. MacMullen, and A. B. Hastings. *J. Biol. Chem.* 198, 615-19(1952).
- G 98 Effect of Insulin on Phosphate Transport and Glucose Metabolism. J. Sacks and F. M. Sinex. *Federation Proc.* 11, 135(1952).
- G 99 Effect of Iodide, Thiouracil and Thyroxine on the Disappearance of Thyroidal I 131. A. Albert and A. Tenney. *Proc. Soc. Exptl. Biol. Med.* 77, 202-3(1951).
- G 100 Effect of Low Fat and High Fat Diets on the Synthesis of Cholesterol in Rats. R. B. Alfin-Slater, M. C. Schotz, F. Shimoda, and H. J. Deuel, Jr., *J. Biol. Chem.* 195, 311-5(1952).
- G 101 Effect of Low Protein Diet and Fasting on Nucleic Acid Metabolism in the Rat. J. A. D. Cooper. *J. Biol. Chem.* 200, 155-9(1953).
- G 102 The Effect of Metabolic Disturbance on Cystine-S 35 Partition among Rat Liver Cytostructures. N. D. Lee and R. H. Williams. *J. Biol. Chem.* 200, 451-9(1953).
- G 103 The Effect of Neoplasia on the Turnover of Nucleic Acids Studied with Formate-C14 and Glycine-2 C-14. A. H. Payne, L. S. Kelly, G. Beach, and H. B. Jones. *Cancer Research* 12, 426-8(1952).
- G 104 Effect of Neoplastic Tissue on the Turnover of Liver Nucleic Acids. A. H. Payne, L. S. Kelly, and M. R. White. *Cancer Research* 12, 65-8(1952).
- G 105 Effect of Ouabain on the Utilization of C-14-Labelled Glucose and Pyruvate by Cardiac Muscle. A. Wollenberger. *J. Pharmacol. Exptl. Therap.* 101, 38-9(1951).
- G 106 Effect of Oxophenarsine on Phospholipid Metabolism of *Trypanosoma equiperdum* in the Rat. W. Cantrell. *Federation Proc.* 12, 308(1953).
- G 107 The Effect of Phytate and Other Food Factors on Iron Absorption. L. M. Sharpe, W. C. Peacock, R. Cooke and R. S. Harris. *J. Nutrition* 41, 433-46(1950).
- G 108 Effect of Prolactin on Phosphorus Metabolism of Pigeon Crop-Sac: P-31 and P-32 Analyses. R. W. Brown, D. M. Woodbury, and G. Sayers. *Proc. Soc. Exptl. Biol. Med.* 76, 639-42(1951).
- G 109 Effect of Prolactin on Turnover of P-32 in Pigeon Crop-Sac. R. W. Brown, D. M. Woodbury, and G. Sayers. *J. Pharmacol. Exptl. Therap.* 101, 4(1951).
- G 110 Effect of Protein and Cholesterol in the Diet on Metabolism of Injected C-14 Choline. R. Okey and E. Goossen. *Federation Proc.* 12, 425(1953).
- G 111 Effect of Protein Depletion on Rate of Disappearance of Radioactive Protein from the Blood Stream. C. A. Hubay, H. Krieger, W. D. Holden and T. Hancock. *Proc. Soc. Exptl. Biol. Med.* 78, 402-6(1951).
- G 112 The Effect of Riboflavin on the Protein-bound Radioactivity and on the Urinary Metabolites of Rats Fed 2-Acetylamino-fluorene-9-C-14. E. K. Weisburger, J. H. Weisburger, and H. P. Morris. *Proc. Am. Assoc. Cancer Research* 1, 58(1953).
- G 113 Effect of Sodium 5-Allyl-5-(1 Methylbutyl) 2-Thiobarbiturate on Uptake of I-131 by Rat Thyroid. A. W. Wase and J. Greenspan. *Proc. Soc. Exptl. Biol. Med.* 84, 154-5(1953).

- G 114 Effect of Thyroxine and Thiouracil on S-35 Deposition in Articular Cartilage. D. D. Dziwiatek. *J. Biol. Chem.* 189, 717-27(1951).
- G 115 Effect of Vitamin D on the Metabolism of Radiocalcium in Rachitic Rats. B. Lindquist. *Acta Paediat.* 41, Suppl. 86, 82(1952).
- G 116 Effects of Adrenal Cortical Steroids on C-14 Glucose Metabolism by Rat Diaphragm. M. S. Grossman, C. S. Ryder, and O. H. Pearson. *Federation Proc.* 12, 57(1953).
- G 117 Effects of Adrenocorticotrophic Hormone on the Phosphorus Metabolism of Lymphoid Tissue. W. Hull and A. White. *Endocrinology* 51, 210-6(1952).
- G 118 Effects of Altered Thyroid Function Upon the Metabolism of Endogenously Labeled Hormone. A. Albert. *J. Clin. Endocrinol. Metabolism* 13, 880(1953).
- G 119 Effects of Altered Thyroid Function Upon the Metabolism of Endogenously Labeled Thyroid Hormone. A. Albert, E. Ford, and N. Lorenz. *Endocrinology* 53, 50-9(1953).
- G 120 Effects of Fasting and Pyruvate on Palmitic Acid Metabolism. R. P. Geyer, E. J. Bowie, and J. C. Bates. *J. Biol. Chem.* 200, 271-4(1953).
- G 121 Effects of a Folic Acid Antagonist on Nucleic Acid Metabolism. D. A. Goldthwait and A. Bendich. *J. Biol. Chem.* 196, 841-52(1952).
- G 122 The Effects of Hypophyseal Growth Hormone on the Metabolism of Ca-45 in Hypophysectomized Rats. F. Ulrich, W. O. Reinhardt, and C. H. Li. *Endocrinology* 49, 213-7(1951).
- G 123 Effects of Injection of 5-Adenylic Acid on Tissue Nucleotides of the Rat. H. G. Albaum, D. Pankin, and E. K. Harvill. *Proc. Soc. Exptl. Biol. Med.* 84, 529-31(1953).
- G 124 Effects of Low Iodine Diet on Thyroid: Serum Radioiodide Ratio of Mice and Rats. H. J. Lipner, B. P. Wagner, and H. P. Morris. *Federation Proc.* 13, No. 1, 465(1954).
- G 125 The Effects of Nitrogen Mustard and a Pyridinium Compound on the Phosphorus-32 Turnover in Rat Liver During Azo-Dye Cancer Induction. D. N. Ward, E. L. Brandt, and A. C. Griffin. *Cancer* 5, 625-30(1952).
- G 126 Effects of Polyoxyethylene Sorbitan Monolaurate (Tween 20) Upon Gastrointestinal Iron Absorption in Hamsters. R. W. Wissler, W. F. Bethard, P. Barker, and H. D. Mori. *Proc. Soc. Exptl. Biol. Med.* 86, 170-7(1954).
- G 127 The Effects of Various Steroids on the Collection of Radioactive Iodine by the Thyroid Gland of the Rat. W. L. Money, L. Kraitz, J. Fager, L. Kirschner, and R. W. Rawson. *Endocrinology* 48, 682-90(1951).
- G 128 Electrical Stimulation of Metabolism of Homogenates and Particulates. L. G. Abood, R. W. Gerard, and S. Ochs. *Am. J. Physiol.* 171, 134-9(1952).
- G 129 Endogenous Cholesterol Metabolism in the Rat Studied with C-14 Labeled Acetate. E. J. Landon and D. M. Greenberg. *J. Biol. Chem.* 209, 493-502(1954).
- G 130 The Enterohepatic Circulation of Radiothyroxine. A. Albert. *J. Clin. Endocrinol. Metabolism* 12, 942(1952).
- G 131 The Enterohepatic Circulation of Radiothyroxine. A. Albert and F. R. Keating, Jr. *Trans. Am. Goiter Assoc.* 231, 41(1952).
- G 132 The Enterohepatic Circulation of Thyroxine in the Rat. F. N. Briggs, A. Taurog and I. L. Chaikoff. *Endocrinology* 52, 559-67(1953).
- G 133 Evaluation of Catabolic Pathways of Glucose in Mammalian Systems. B. Bloom, M. R. Stetten, and D. Stetten, Jr. *J. Biol. Chem.* 204, 681-94(1953).
- G 134 Excretion of C-14 Labeled Synthetic Atropine and Tropic Acid in Mice. R. E. Gosselin, J. D. Gabourel, S. C. Kalser, and J. H. Wills. *Federation Proc.* 13, No. 1, 359(1954).
- G 135 The Excretion and Distribution of I-131 Following Administration of Physiologic Amounts of Labeled Iodine, Di-iodotyrosine and Thyroxine in the Rat. H. W. Johnson and A. Albert. *Endocrinology* 48, 669-81(1951).
- G 136 The Excretion of Metabolites of Progesterone-21-C-14 after Intra-gastric Administration to Rats. Nai-Hsuan C. Shen, W. H. Elliott, E. A. Doisy, Jr., and E. A. Doisy. *J. Biol. Chem.* 208, 133-7(1954).
- G 137 Excretion of the Metabolites of Testosterone-4-C-14 in the Rat. J. Ashmore, W. H. Elliott, E. A. Doisy, Jr., and E. A. Doisy. *J. Biol. Chem.* 200, 661-8(1953).
- G 138 Excretion of Radioactive Colchicine in Normal and Tumor-Bearing Mice. E. J. Walaszek and A. Beck. *J. Pharmacol. Exptl. Therap.* 106, 421(1952).
- G 139 The Excretion of Radioactivity During a Four-Day Period Following the Feeding of Carbon 14-Labeled 2-Acetylamino-Fluorene to Rats. J. H. Weisburger, E. K. Weisburger, and H. P. Morris. *J. Natl. Cancer Inst.* 11, 797-803(1951).
- G 140 The Excretion and Retention of the Carbon of Ingested Sucrose by the Mouse. R. Steele. *J. Biol. Chem.* 209, 91-103(1954).
- G 141 Excretion and Tissue Distribution Studies on Radioactive Nicotine. A. Ganz, F. E. Kelsey, and E. M. K. Geiling. *J. Pharmacol. Exptl. Therap.* 103, 209-14(1951).
- G 142 Experimental Hepatic Porphyria: Excessive Porphyrin Formation Resulting from Disturbance in Liver Catalase Metabolism. R. Schmid, S. Schwartz, J. Figen, and M. Kiefer. *J. Lab. Clin. Med.* 42, 947-8(1953).
- G 143 Extrahepatic Metabolism of Progesterone-4-C-14 and Testosterone-4-C-14 in Rats. W. G. Wiest, D. L. Berliner, and G. Woods. *Federation Proc.* 13, No. 1, 417(1954).

- G 144 Fasting and Hepatic Lipogenesis from C-14 Acetate. I. Lyon, M. S. Masri, and I. L. Chaikoff. *J. Biol. Chem.* 196, 25-32(1952).
- G 145 Fat Metabolism in Nephrotic Hyperlipemia. W. Heymann, L. W. Matthews, J. Lemm, P. Olynyk, M. Salehar, and C. Gilkey. *Metabolism, Clin. Exptl.* 3, 27-31(1954).
- G 146 Fat Metabolism and Role of Liver in the Hyperlipemia of Nephrotoxic Renal Disease in Rats. W. Heymann, D. B. Hackel, and L. W. Matthews. *Federation Proc.* 12, 391(1953).
- G 147 Fat Metabolism in Three Forms of Obesity. M. W. Bates, J. Mayer and S. F. Nauss. *Federation Proc.* 13, No. 1, 450-1(1954).
- G 148 The Fate of C-14 Testosterone and C-14 Progesterone in Mice and Rats. M. C. Barry, M. L. Eidinoff, K. Dobriner, and T. F. Gallagher. *Endocrinology* 50, 587-99(1952).
- G 149 The Fate of Intravenously Administered Egg Yolk Phospholipides in Dogs. D. B. Zilversmit. *Arch. Biochem. and Biophys.* 46, 261-5(1953).
- G 150 Fate of Iodine in the Body. C. P. LeBlond. *J. Am. Pharm. Assoc., Sci. Ed.* 40, 595-606(1951).
- G 151 The Fate of Thiamine-S-35 in the Rat. P. T. McCarthy, L. R. Cerecedo and E. V. Brown. *J. Biol. Chem.* 209, 611-8(1954).
- G 152 Fatty Acid Metabolism and Hepatic Lipogenesis. I. Lyon and R. P. Geyer. *Federation Proc.* 13, No. 1, 466(1954).
- G 153 Fatty Acid Metabolism and Intracellular K⁺ and Na⁺. R. P. Geyer, K. J. Sholtz and M. A. Ryan. *Federation Proc.* 13, No. 1, 458(1954).
- G 154 Fluid and Electrolyte Shifts in the Hydrated Adrenalectomized Rat after Nephrectomy. R. C. Frost and R. V. Talmage. *Proc. Soc. Exptl. Biol. Med.* 80, 171-5(1952).
- G 155 Formation of Glucose by the Kidney. D. R. Drury, A. N. Wick, and E. M. MacKay. *Am. J. Physiol.* 163, 655-61(1950).
- G 156 Formation of Muscle Protein in Diabetic Dogs, Studied with S-35-Methionine. L. L. Forker, I. L. Chaikoff, C. Entenman, and H. Tarver. *J. Biol. Chem.* 188, 37-48(1951).
- G 157 Formation of Phospholipids in Animal Tissue. C. Artom. *Phosphorus Metabolism* 2, 203-42(1952).
- G 158 Further Studies on the Absorption of Vitamin B-12 Following Oral and Parenteral Administration. R. Yamamoto, C. Barrows, Jr., C. Land, and B. F. Chow. *J. Nutrition* 45, 507-19(1951).
- G 159 Further Studies in Fat and Carbohydrate Metabolism Using C-14-Labeled Glycerol. L. I. Gidez and M. L. Karnovsky. *Federation Proc.* 11, 219-20(1952).
- G 160 Glucose-C-14 Oxidation in Alloxan Diabetic Rats. N. Baker and G. Incefy. *Federation Proc.* 13, No. 1, 6(1954).
- G 161 Glucose Pool and Glucose Space in the Normal and Diabetic Dog. G. L. Searle, E. H. Strisower, and I. L. Chaikoff. *Am. J. Physiol.* 176, 190-4(1954).
- G 162 Glucose Utilization in Adipose and Hepatic Tissues. F. N. Hausberger, S. W. Milstein and R. J. Rutman. *Federation Proc.* 13, No. 1, 364(1954).
- G 163 Glucose Utilization in the Diabetic Dog, Studied with C-14-Glucose. D. D. Feller, I. L. Chaikoff, E. H. Strisower, and G. L. Searle. *J. Biol. Chem.* 188, 865-80(1951).
- G 164 Glucose Utilization by the Extra-Hepatic Tissues. D. R. Drury, A. N. Wick, R. W. Bancroft, and E. M. MacKay. *Am. J. Physiol.* 164, 207-12(1951).
- G 165 Glycogen Regeneration in Intact Animals. D. Stetten, Jr. and M. R. Stetten. *Federation Proc.* 13, No. 1, 304-5(1954).
- G 166 Growth of Carcinoma Implants in Fed and Fasted Rats. G. A. LePage, V. R. Potter, H. Busch, C. Heidelberger, and R. B. Hurlbert. *Cancer Research* 12, 153-7(1952).
- G 167 Growth of Free Tumor Cells in the Pleural Exudate and Their Implantation into the Pleura of the Mouse. H. Goldie, B. R. Jeffries, M. C. Maxwell, and P. F. Hahn. *Cancer Research* 12, 422-5(1952).
- G 168 Growth and Metabolism in Normal and Thyroid-Ablated Infant Rhesus Monkeys (*Macaca Mulatta*). III. Growth and Metabolism Following I-Thyroxine Administration in Thyroid-Ablated Infant Rhesus Monkeys (*Macaca Mulatta*). D. E. Pickering and D. A. Fisher. *Am. J. Diseases Children* 86, 147-56(1953).
- G 169 Growth and Metabolism in Normal and Thyroid-Ablated Infant Rhesus Monkeys (*Macaca Mulatta*). IV. Radiosodium (Na-24) Space in Normal and Thyroid-Ablated Infant Rhesus Monkeys (*Macaca Mulatta*). D. E. Pickering, D. A. Fisher, and K. G. Scott. *Am. J. Diseases Children* 86, 157-61(1953).
- G 170 Growth and Metabolism in Normal and Thyroid-Ablated Infant Rhesus Monkeys (*Macaca Mulatta*). VII. Morphology of Normal and Thyroid-Ablated Infant Rhesus Monkeys (*Macaca Mulatta*)-Skeletal System. J. T. Crane, D. E. Pickering, G. Van Wagenen, and F. S. Smyth. *Am. J. Diseases Children* 87, 708-23(1954).
- G 171 Guanine in Cancer. S. Graff, M. Engelman, H. B. Gillespie and A. M. Graff. *Cancer Research* 11, 388-92(1951).
- G 172 Hepatic Catabolism of Thyroid Hormone Studied by Radioactive Iodine in Splenic Autotransplants. M. W. Hamolsky and Z. S. Gierlach. *Proc. Soc. Exptl. Biol. Med.* 80, 288-91(1952).
- G 173 Hepatic and Extrahepatic Regulation of Serum Protein Metabolism. S. Roberts and R. Brunish. *Federation Proc.* 12, 259-60(1953).
- G 174 High Vegetable Fat Diet on Oxidation of Acetate-2-C-14 in the Intact Rat. E. Goossen and R. Okey. *Federation Proc.* 13, No. 1, 219(1954).

- G 175 The Incorporation of Formate into Pentose-nucleic Acids in Various Organs of the Rat. P. Drochmans, D. H. Marrian, and G. B. Brown. *Arch. Biochem. and Biophys.* 39, 310-16(1952).
- G 176 Incorporation of Labeled Cystine into Tissue Protein and Subcellular Structures. N. D. Lee, J. T. Anderson, R. Miller, and R. H. Williams. *J. Biol. Chem.* 192, 733-42(1951).
- G 177 Incorporation of Short Chain Fatty Acids into Phospholipides by the Rat. B. P. Stevens and I. L. Chaikoff. *J. Biol. Chem.* 193, 465-72(1951).
- G 178 Incorporation of S-35 from DL-Cystine into Glutathione and Protein in the Rat. E. I. Anderson and W. A. Mosher. *J. Biol. Chem.* 188, 717-22(1951).
- G 179 Incorporation and Turnover of Radiophosphorus in Mouse Mammary Tumors (dbrB and C3H). H. Alabaum, A. Goldfeder, and L. Eisler. *Cancer Research* 12, 188-91(1952).
- G 180 Inflammation and Protein Metabolism Studies of Carbon-14 Labeled Proteins in Dogs with Sterile Abscesses. C. L. Yuile, F. V. Lucas, C. K. Jones, S. J. Chapin, and G. H. Whipple. *J. Exptl. Med.* 98, 173-4(1953).
- G 181 Influence of Fasting on the Effect of Insulin on Glucose Oxidation. D. R. Drury, A. N. Wick, and E. M. MacKay. *Proc. Soc. Exptl. Biol. Med.* 75, 479-80(1950).
- G 182 Influence of Folic Acid Deficiency on Metabolism of Chicken Bone Marrow Cells. J. S. Dinning and P. L. Day. *Federation Proc.* 13, No. 1, 455-6(1954).
- G 183 Influence of Hypophysectomy and Growth Hormone on Cartilage Sulfate Metabolism. S. Ellis, J. Huble, and M. E. Simpson. *Proc. Soc. Exptl. Biol. Med.* 84, 603-5(1953).
- G 184 Influence of Previous Diet on the Synthesis of Glycogen, Fatty Acids, and Cholesterol by Rat Liver *in Vitro*. J. E. Whitney and S. Roberts. *Federation Proc.* 13, No. 1, 320(1954).
- G 185 Influence of Steroids on Uterine Protein Metabolism. S. Roberts and H. Hoffman. *J. Clin. Endocrinol. Metabolism* 14, 797(1954).
- G 186 Inhibition of Methanol Oxidation by Ethanol in the Rat. G. Bartlett. *Am. J. Physiol.* 163, 619(1950).
- G 187 Inhibition Studies on Radioactive Fatty Acid Metabolism. R. P. Geyer, M. Cunningham and J. Pendergast. *J. Biol. Chem.* 188, 185-91(1951).
- G 188 Insulin and the Fate of Acetate and Formate in the Diabetic Liver. J. M. Felts, I. L. Chaikoff, and M. J. Osborn. *J. Biol. Chem.* 193, 557-62(1951).
- G 189 Insulin and the Fate of Lactate in the Diabetic Liver. J. M. Felts, I. L. Chaikoff, and M. J. Osborn. *J. Biol. Chem.* 191, 683-92 (1951).
- G 190 Insulin and the Relation between Phosphate Transport and Glucose Metabolism. J. Sacks and F. M. Sinex. *Am. J. Physiol.* 175, 353-7(1953).
- G 191 Insulin and the Volume of Distribution of Glucose. D. R. Drury and A. N. Wick. *Am. J. Physiol.* 166, 159-64(1951).
- G 192 Interference with Metabolism of C-14 Labeled Estrone in Aminopterin-Treated Rats. J. B. Trunnell and W. E. Bowman. *J. Clin. Endocrinol. Metabolism* 14, 796(1954).
- G 193 Intermediary Metabolism of DL-Lysine-(C-14). M. Rothstein. *Federation Proc.* 12, 261(1953).
- G 194 Intestinal Lymph as Pathway for Transport of Absorbed Fatty Acids of Different Chain Lengths. B. Bloom, I. L. Chaikoff, and W. O. Reinhardt. *Am. J. Physiol.* 166, 451-5(1951).
- G 195 Intracellular Phosphorus Turnover in the Rat Liver Cell. M. Griffiths and N. Pace. *Proc. Soc. Exptl. Biol. Med.* 83, 771-8(1953).
- G 196 Investigation of Ca-Metabolism During the Fracture Healing Using Ca-45. Preliminary Report. T. Yonezawa, S. Chin, M. Kuga, N. Shimada, R. Yoshioka, and S. Imagi. *J. Kyoto Prefect. Med. Univ.* 50, 318-23 (1951).
- G 197 Investigation of Ca-Metabolism with the Aid of Radioactive Ca-45. M. Araki, T. Yonezawa, S. Chin, M. Kuga, N. Shimada, and R. Yoshioka. *J. Kyoto Prefect. Med. Univ.* 49, 291-8(1951).
- G 198 Investigation of the Nucleic Acids of Viscera and Tumor Tissue from Animals Injected with Radioactive 8-Azaguanine. J. H. Mitchell, Jr., H. E. Skipper, and L. L. Bennett, Jr. *Cancer Research* 10, 647-9(1950).
- G 199 Investigations on the Mechanism of the Anti-Leukemic Action of Urethan Employing Carbon 14 Compounds. H. E. Skipper. *Texas Repts. Biol. Med.* 8, 543-50(1950).
- G 200 Iodide Metabolism on Low Iodide Goiter-Producing Diet. L. Van Middlesworth and A. Intoccia. *Federation Proc.* 13, No. 1, 157(1954).
- G 201 Iodination of Milk Proteins by Iodide. L. Van Middlesworth, A. H. Tuttle, and D. F. Haney. *Federation Proc.* 13, No. 1, 157(1954).
- G 202 I-131 Excretion in Bile and Urine Following Injection of I-131 Labeled Thyroxine in Euthyroid, Hypo- and Hyperthyroid Rats. H. M. Klitgaard. *Federation Proc.* 12, 78(1953).
- G 203 I-131 Labeled L-Thyroxine. II. Nature of the Excretion Project in Bile. A. Taurog, F. N. Briggs, and I. L. Chaikoff. *J. Biol. Chem.* 194, 655-68(1952).
- G 204 Iodine Uptake and Release in Larvae of *Hyla versicolor*. J. N. Dent and E. L. Hunt. *Anat. Record* 115, 299(1953).
- G 205 I-131 Uptake by Transplantable Thyroid Tumors in the C3H Mouse. S. H. Wollman, R. O. Scow, B. Wagner, and H. P. Morris. *Cancer Research* 12, 311(1952).
- G 206 Iron Excretion in the Mouse. A. R. Stevens, Jr., P. L. White, D. M. Hegsted, and C. A. Finch. *J. Biol. Chem.* 203, 161-5(1953).

- G 207 Iron Metabolism in the Cobalt-Polycythemic Rat. N. I. Berlin, R. L. Huff, and T. G. Hennessy. *J. Biol. Chem.* 188, 445-50(1951).
- G 208 The Isotope Distribution in the Rapidly Metabolizing Fatty Acid Fraction of the Liver. G. A. Swan. *Arkiv Kemi* 3, 167-9 (1951).
- G 209 Isotopic Measurements on the Oxidation of Histamine to Imidazoleacetic Acid *in Vivo*. H. Tabor, A. H. Mehler, and R. W. Schayer. *J. Biol. Chem.* 200, 605-7(1953).
- G 210 Kinetic Aspects of Acetate and Lipid Metabolism in the Intact Rat. T. T. Hutchens and J. T. Van Bruggen. *Federation Proc.* 11, 235(1952).
- G 211 Lactate Transfer by Isolated Gastric Mucosa: Theoretical Consideration of Weak Electrolyte Active Transport. C. A. M. Hogben. *Federation Proc.* 13, No. 1, 71(1954).
- G 212 Levels of Acids of the Citric Acid Cycle in Tissues of Normal and Diabetic Rats. C. E. Frohman, J. M. Orten, and A. H. Smith. *J. Biol. Chem.* 193, 803-7(1951).
- G 213 Lipid Synthesis and Transport in the Dog. P. V. Harper, Jr., W. B. Neal, Jr., and G. R. Hlavacek. *Metabolism* 2, 69-80(1953).
- G 214 Lipid Metabolism During Cell Division. R. M. Johnson, E. Levin, and S. Albert. *Arch. Biochem. and Biophys.* 51, 170-5(1954).
- G 215 Measurement of Total CO₂ Output by Use of Double Labeled Water. N. Lifson and G. B. Gordon. *Federation Proc.* 13, No. 1, 89(1954).
- G 216 The Metabolic Conversion of the Carbon Chain of Lysine-6-C-14 to Glutamic Acid, Aspartic Acid and Arginine. L. L. Miller and W. F. Bale. *Arch. Biochem. and Biophys.* 48, 361-9 (1954).
- G 217 Metabolism of Cholesterol in Scorbutic Guinea Pigs. B. Belavady and S. Banerjee. *J. Biol. Chem.* 209, 641-5(1954).
- G 218 Metabolic Defects in the Liver of Fasted Rats as Shown by Utilization of C-14-Labeled Glucose and Fructose. G. H. Wyshak and I. L. Chaikoff. *J. Biol. Chem.* 200, 851-7(1953).
- G 219 The Metabolic Degradation in the Mouse of 1, 2, 5, 6-Dibenzanthracene-9, 10-C14. III. Some Quinone Metabolites Retaining the Intact Ring System. C. Heidelberger, H. I. Hadler, and G. Wolf. *J. Am. Chem. Soc.* 75, 1303-8(1953).
- G 220 On the Metabolic Equivalence of Deuterium and Tritium in Animal Experimentation. R. C. Thompson and J. E. Ballou. *Arch. Biochem. and Biophys.* 42, 219-20(1953).
- G 221 Metabolic Fate of Cholesterol, 7-Keto-Cholesterol and 7-Hydroxycholesterol in Rabbit. F. E. Kendall, E. H. Mosbach, L. L. Abell, and W. Meyer. *Federation Proc.* 12, 449(1953).
- G 222 The Metabolic Pattern of C-14 Diethylstilbestrol. D. J. Hanahan, E. G. Daskalakis, T. Edwards, and H. J. Dauben, Jr. *Endocrinology* 53, 163-70(1953).
- G 223 Metabolic Studies on Methionine and Ethionine and Their Sulfonium Salts in Rats. J. A. Stekol, S. Weiss, E. I. Anderson, and B. Hsu. *Federation Proc.* 13, No. 1, 304(1954).
- G 224 Metabolic Studies of 17-Methyl-C-14-Testosterone. P. M. Hyde, W. H. Elliott, and E. A. Doisy. *Federation Proc.* 12, 223(1953).
- G 225 Metabolic Studies of Progesterone-21-C-14. F. N. H. Shen and E. A. Doisy, Jr. *Federation Proc.* 12, 267(1953).
- G 226 Metabolic Studies with Ethanolamine-1,2-C-14. L. O. Pilgeram, E. M. Gal, E. N. Sassenrath, and D. M. Greenberg. *J. Biol. Chem.* 204, 367-77(1953).
- G 227 Metabolism of Acetate by the Extrahepatic-Tissues. A. N. Wiek and D. R. Drury. *J. Biol. Chem.* 199, 127-31(1952).
- G 228 The Metabolism of Acetone in the Intact Rat. W. Sakami and J. M. LaFaye. *J. Biol. Chem.* 193, 199-203(1951).
- G 229 The Metabolism of Adrenaline Containing Isotopic Carbon. R. W. Schayer. *J. Biol. Chem.* 192, 875-81(1951).
- G 230 Metabolism of 2-Benzoylamino fluorene-9-C-14 and 2-Acetylamino fluorene-9-C-14 in the Rat. H. R. Gutmann and J. H. Peters. *Federation Proc.* 12, 212-3(1953).
- G 231 Metabolism of Calcium in Normal, Rachitic and Vitamin D Treated Rats as Evidenced by Radioactive Calcium Ca-45 Studies. E. Underwood, S. Fisch and H. C. Hodge. *Am. J. Physiol.* 166, 387-93(1951).
- G 232 Metabolism of C-14-Butyrate by Mammalian Heart Muscle. V. Lorber. *Federation Proc.* 13, No. 1, 91(1954).
- G 233 The Metabolism of 2-Carbon Compounds Related to Glycine. I. Glyoxylic Acid. A. Weissbach and D. B. Sprinson. *J. Biol. Chem.* 203, 1023-30(1953).
- G 234 The Metabolism of 2-Carbon Compounds Related to Glycine. II. Ethanolamine. A. Weissbach and D. B. Sprinson. *J. Biol. Chem.* 203, 1031-7(1953).
- G 235 Metabolism of α -C-14-DL-Histidine in the Intact Rat: Urinary Metabolites. G. Wolf and Pei-Hsing L. Wu. *Federation Proc.* 13, No. 1, 323-24(1954).
- G 236 Metabolism of C-14-Ethanol by Surviving Rat Tissues. E. J. Masoro, H. Abramovitch, and J. R. Birchard. *Am. J. Physiol.* 173, 37-40 (1953).
- G 237 The Metabolism of α -C-14-Histidine in the Intact Rat. I. Radioactivity in Amino Acids from Protein. G. Wolf. *J. Biol. Chem.* 200, 637-45(1953).
- G 238 Metabolism of C-14-Labeled Dextran in the Mouse. W. H. Cargill and H. D. Bruner. *J. Pharmacol. Exptl. Therap.* 103, 339(1951).
- G 239 The Metabolism of C-14-Labeled D-Glucuronic Acid in the Guinea Pig and the Albino Rat. J. F. Douglas and C. G. King. *J. Biol. Chem.* 203, 889-94(1953).

- G 240 The Metabolism of C-14-Labeled Ethylenediamine-tetraacetic Acid in the Rat. H. Foreman, M. Vier, and M. Magee. *J. Biol. Chem.* 203, 1045-53(1953).
- G 241 Metabolism of C-14-Labeled Glucose and Pyruvate by Rat Diaphragm Muscle *in Vitro*. C. A. Vilee, V. K. White, and A. B. Hastings. *J. Biol. Chem.* 195, 287-97(1952).
- G 242 Metabolism of C-14-Labeled Tyrosine and Phenylalanine in Phlorizinized Rats. D. R. Sanadi and D. M. Greenberg. *Arch. Biochem.* 25, 257-61(1950).
- G 243 Metabolism of 2-C-14-Uracil. R. J. Rutman, A. Cantarow, and K. E. Pasehkis. *Federation Proc.* 13, No. 1, 124(1954).
- G 244 Metabolism of Cardiac Muscle. M. Brin and R. E. Olson. *J. Biol. Chem.* 199, 475-83(1952).
- G 245 Metabolism of Cardiac Muscle. IV. Utilization of Pyruvate and DL-Lactate by Duck Heart. O. N. Miller and R. E. Olson. *J. Biol. Chem.* 199, 457-66(1952).
- G 246 Metabolism of Cardiac Muscle. V. Comparative Studies with L(+)- and D(-)-C-14-lactate in Duck and Rat Tissues. M. Brin, R. E. Olson, and F. J. Stare. *J. Biol. Chem.* 199, 467-73(1952).
- G 247 Metabolism of Cesium 137 in Rats and Farm Animals. S. L. Hood and C. L. Comar. *Arch. Biochem. and Biophys.* 45, 423-33(1953).
- G 248 Metabolism of Cholesterol in the Chick Embryo. I. The Synthesis of Cholesterol. W. M. Stokes, W. A. Fish, and F. C. Hickey. *J. Biol. Chem.* 200, 683-9(1953).
- G 249 The Metabolism of Choline and its Conversion to Glycine in the Rat. S. Soloway and D. Stetten, Jr. *J. Biol. Chem.* 204, 207-14(1953).
- G 250 Metabolism of Cr-51 by Animals as Influenced by Chemical State. W. J. Visek, I. B. Whitney, U. S. G. Kuhn, III, and C. L. Comar. *Proc. Soc. Exptl. Biol. Med.* 84, 610-15(1953).
- G 251 Metabolism of Dextran-A Plasma Volume Expander, Studies of Radioactive Carbon-Labeled Dextran in Dogs. R. Terry, C. L. Yuile, A. Golodetz, C. E. Phillips, and R. R. White, III. *J. Lab. Clin. Med.* 42, 6-15(1953).
- G 252 Metabolism of DL-Homocysteic Acid by Rat. W. J. Wingo and J. W. Currie. *Federation Proc.* 13, No. 1, 323(1954).
- G 253 The Metabolism of D-Lysine- ϵ -C-14. M. Rothstein, C. G. Bly, and L. L. Miller. *Arch. Biochem. and Biophys.* 50, 252-6(1954).
- G 254 The Metabolism of DL-Methionine Sulfone by the Rat. W. J. Wingo, R. A. Smith and J. Wood. *Arch. Biochem. and Biophys.* 47, 307-13(1953).
- G 255 Metabolism of Energy-Rich Phosphate in Isolated Heart Studied with Radioactive Phosphate and the Action of Adrenaline. A. Omachi, J. M. Ginski, M. Eto, and A. G. Mulder. *Federation Proc.* 12, 106-7(1953).
- G 256 The Metabolism of Epinephrine Containing Isotopic Carbon. II. R. W. Schayer, R. L. Smiley, and E. H. Kaplan. *J. Biol. Chem.* 198, 545-51(1952).
- G 257 The Metabolism of Epinephrine Containing Isotopic Carbon. III. R. W. Schayer and R. L. Smiley. *J. Biol. Chem.* 202, 425-30(1953).
- G 258 The Metabolism of Glutaric Acid-1, 5-C-14. I. In Normal and Phlorhizinized Rats. M. Rothstein and L. L. Miller. *J. Biol. Chem.* 199, 199-205(1952).
- G 259 Metabolism of Glycine. A. D. Barton. *Proc. Soc. Exptl. Biol. Med.* 77, 481-4(1951).
- G 260 The Metabolism of I-131-Labeled Diiodotyrosine. W. Tong, A. Taurog and I. L. Chaikoff. *J. Biol. Chem.* 207, 59-76(1954).
- G 261 Metabolism of I-131-Labeled Thyroxine: Studies with Isolated, Perfused Rat Liver. F. N. Briggs, R. W. Brauer, A. Taurog, and I. L. Chaikoff. *Am. J. Physiol.* 172, 561-4(1953).
- G 262 Metabolism of Iodobenzene. G. C. Mills and J. L. Wood. *J. Biol. Chem.* 204, 547-52(1953).
- G 263 Metabolism of Labeled 2-Carbon Acids in the Intact Rat. S. Weinhouse and B. Friedmann. *J. Biol. Chem.* 191, 707-17(1951).
- G 264 The Metabolism of L-Lysine-6-C-14. M. Rothstein and L. L. Miller. *J. Biol. Chem.* 206, 243-53(1954).
- G 265 Metabolism of Mannose by the Extrahepatic Tissues. D. R. Drury and A. N. Wick. *Am. J. Physiol.* 177, 535-8(1954).
- G 266 The Metabolism of Methyl Mercaptan in the Intact Animal. E. S. Canellakis and H. Tarver. *Arch. Biochem. and Biophys.* 42, 446-55(1953).
- G 267 The Metabolism of Methylated Aminoazo Dyes. 1. The Demethylation of 3'-Methyl-4-dimethyl-C¹⁴-amino-azo-benzene *in Vivo*. E. C. Miller, A. M. Plescia, J. A. Miller, and C. Heidelberger. *J. Biol. Chem.* 196, 863-74(1952).
- G 268 Metabolism of Neoplastic Tissue. I. The Oxidation of Carbohydrate and Fatty Acids in Transplanted Tumors. S. Weinhouse, R. H. Millington, and C. E. Wenner. *Cancer Research* 11, 845-50(1951).
- G 269 Metabolism of Neoplastic Tissue. IV. A Study of Lipid Synthesis in Neoplastic Tissue Slices *in Vitro*. G. Medes, A. Thomas, and S. Weinhouse. *Cancer Research* 13, 27-9 (1953).
- G 270 Metabolism of Neoplastic Tissue. V. Fatty Acids Oxidation in Slices of Transplanted Tumors. S. Weinhouse, A. Allen, and R. H. Millington. *Cancer Research* 13, 367-71(1953).
- G 271 Metabolism of Nicotine in the Dog. R. E. Tedeschi, D. R. Bennett, and P. S. Larson. *Federation Proc.* 12, 372(1953).
- G 272 Metabolism of Plasma Expanders Studied with Carbon 14-Labeled Dextran. I. Gray. *Am. J. Physiol.* 174, 462-6(1953).
- G 273 Metabolism of Pyruvate in Tumor Homogenates. D. P. Groth, G. A. LePage, C. Heidelberger, and P. A. Stoesz. *Cancer Research* 12, 529-34(1952).

- G 274 Metabolism of Radioactive Cholesterol in the Intact Rat. D. Kritchevsky, M. R. Kirk, and M. W. Biggs. *Metabolism* 1, 254-8(1952).
- G 275 The Metabolism of Radioactive Cobalt (Co-60) in Normal and Alloxan Diabetic Rats. F. Ulrich and D. H. Copp. *Arch. Biochem. and Biophys.* 31, 148-53(1951).
- G 276 Metabolism of Radioactive Estrone in the Pseudopregnant Rabbit. B. F. Stimmel. *Federation Proc.* 13, No. 1, 305(1954).
- G 277 The Metabolism of Radioactive Nicotinic Acid and Nicotinamide. E. Leifer, L. J. Roth, D. S. Hogness and M. H. Corson. *J. Biol. Chem.* 190, 595-602(1951).
- G 278 The Metabolism of Radioactive Strontium in Adult, Young, and Rachitic Rats. D. C. Jones and D. H. Copp. *J. Biol. Chem.* 189, 509-14(1951).
- G 279 Metabolism of Radioactive Thiamine in the Rat. J. M. Iacono, G. Wolf, and B. C. Johnson. *Federation Proc.* 12, 223(1953).
- G 280 Metabolism of Radioactive Vitamin B-12 by the Rat. K. W. Barbee and B. C. Johnson. *Proc. Soc. Exptl. Biol. Med.* 76, 720-1(1951).
- G 281 Metabolism of Radioyttrium. B. Kawin. *Arch. Biochem. and Biophys.* 45, 230-1(1953).
- G 282 The Metabolism of Ring-Labeled Histamine. R. W. Schayer. *J. Biol. Chem.* 196, 469-75(1952).
- G 283 Metabolism of Several Isomers of Adenine and Guanine Pentose Nucleotides in the Rat. H. Weinfeld and P. M. Roll. *Federation Proc.* 12, 287(1953).
- G 284 The Metabolism of Sorbitol. A. N. Wick, M. C. Almen and L. Joseph. *J. Am. Pharm. Assoc., Sci. Ed.* 40, 542-4(1951).
- G 285 Metabolism of Sorbitol and Glucose Compared in Normal and Alloxan-Diabetic Rats. M. R. Stetten and D. Stetten, Jr. *J. Biol. Chem.* 193, 157-65(1951).
- G 286 Metabolism of S-35 Thiopental (Pentothal). Chemical and Paper Chromatographic Studies of S-35 Excretion by the Rat and Monkey. J. D. Taylor, R. K. Richards, and D. L. Tabern. *J. Pharmacol. Exptl. Therap.* 104, 93-102(1952).
- G 287 Metabolism of Two Isotopically Labeled Pentanine Salts. C. C. Smith. *Federation Proc.* 12, 367-8(1953).
- G 288 The Metabolism of Uniformly Labeled D-Glucuronic Acid-C-14 in the Guinea Pig. J. F. Douglas and C. G. King. *J. Biol. Chem.* 198, 187-94(1952).
- G 289 The Metabolite Degradation in the Mouse of 1,2,5,6-Dibenzanthracene-9,10-C. II.5-Hydroxy-1,2-Naphthalic Acid, a New Metabolite. C. Heidelberger and W. G. Wiest. *Cancer Research* 11, 511-8(1951).
- G 290 Metabolites of Thyroxine. J. Gross and C. P. LeBlond. *Proc. Soc. Exptl. Biol. Med.* 76, 686-9(1951).
- G 291 Methionine Metabolism of Healing Bone Fractures. L. Van Middlesworth. *Arch. Biochem. and Biophys.* 43, 458-62(1953).
- G 292 Methionine-S-35 Uptake by Hs-1 Ascites Tumor Cells. G. Z. Williams, J. T. Williams, and M. L. Haigler. *Cancer Research* 12, 310(1952).
- G 293 Nature of the Metabolic Products of C-14 Cholesterol Excreted in Bile and Feces. M. D. Siperstein, M. E. Jayko, I. L. Chaikoff, and W. G. Dauben. *Proc. Soc. Exptl. Biol. Med.* 81, 720-4(1952).
- G 294 The Nature of the Mineral Phase of Bone. W. F. Neuman and M. W. Neuman. *Chem. Revs.* 53, 1-45(1953).
- G 295 Neosynthesis of Methionine, Choline and Serine in the Chick. B. Hsu, E. I. Anderson, S. Weiss, and J. A. Stekol. *Federation Proc.* 13, No. 1, 461-2(1954).
- G 296 New Developments in Potassium and Cell Physiology: 1940-1950. C. W. Sheppard. *Science* 114, 85-91(1951).
- G 297 A Newly Identified Metabolic Product of Codeine: N-Demethylated Codeine. T. K. Adler. *J. Pharmacol. Exptl. Therap.* 106, 371(1952).
- G 298 Nicotinic Acid Metabolism. II. The Metabolism of Radioactive Nicotinic Acid and Nicotinamide in the Rat. Pei-Hsing Lin and B. C. Johnson. *J. Am. Chem. Soc.* 75, 2974-7(1953).
- G 299 Nucleic Acid Turnover Rates in Arbacia Eggs and Sperm. C. Villee, D. Villee, and R. LaPlace. *Biol. Bull.* 105, 386(1953).
- G 300 Nutrition and Goiter. M. A. Greer. *Physiol. Revs.* 30, 513-48(1950).
- G 301 Observations on Metabolism of C-14-Diethylstilbestrol. D. J. Hanahan, E. G. Daskalakis, T. Edwards, H. J. Dauben, Jr., and R. W. Meikle. *Arch. Biochem. and Biophys.* 33, 342-3(1951).
- G 302 Observations on the Suitability of Tritium-Labeled Cholesterol for the Study of Cholesterol Metabolism. M. Biggs and D. Kritchevsky. *Arch. Biochem. and Biophys.* 36, 430-3(1952).
- G 303 Oxidation of Lipides (-C1400-) *in Vivo* by Extrahepatic Rat Tissues. R. P. Geyer, W. R. Waddell, J. Pendergast, and G. S. Yee. *J. Biol. Chem.* 190, 437-43(1951).
- G 304 The Oxidation of Mannitol. A. N. Wick, T. N. Morita, and L. Joseph. *Proc. Soc. Exptl. Biol. Med.* 85, 188-90(1954).
- G 305 Oxidation of Methionine S-35 to Sulfate by the Eviscerated Dog. L. L. Forker, I. L. Chaikoff, C. Entenman and H. Tarver. *J. Biol. Chem.* 188, 31-5(1951).
- G 306 Paper No. 2 in the Symposium on Intermediary Carbohydrate Metabolism in Tumor Tissue Oxidation of C-14 Labeled Carbohydrate Intermediates in Tumor and Normal Tissue. R. E. Olson. *Cancer Research* 11, 571-84(1951).
- G 307 Paper No. 4 in the Symposium on Intermediary Carbohydrate Metabolism in Tumor Tissue Studies on the Carbohydrate and Protein Metabolism of the Rat Hepatoma. P. C. Zamec-

- nik, R. B. Loftfield, M. L. Stephenson, and J. M. Steele. *Cancer Research* 11, 592-602(1951).
- G 308 Participation of Phospholipides in Lymphatic Transport of Absorbed Fatty Acids. B. Bloom, I. L. Chaikoff, W. O. Reinhardt, and W. G. Dauben. *J. Biol. Chem.* 189, 261-7(1951).
- G 309 Pathways of Elimination of C-14 Labeled Thyroxine in the Rat. H. M. Klitgaard, H. J. Lipner, S. B. Barker, and T. Winnick. *Endocrinology* 52, 79-82(1953).
- G 310 The Pathways of Mineral Metabolism in the Tooth Tissues as Shown by Radioisotopes. H. C. Hodge. *N. Y. J. Dentistry* 21, 288(1951).
- G 311 Pentadecanoic Acid-5-C-14, Its Absorption and Lymphatic Transport. I. L. Chaikoff, B. Bloom, B. P. Stevens, W. O. Reinhardt, and W. G. Dauben. *J. Biol. Chem.* 190, 431-5(1951).
- G 312 Peptide Bond Synthesis in Normal and Malignant Tissue. P. C. Zamecnik and I. D. Frantz, Jr. *Cold Spring Harbor Symposia Quant. Biol.* 14, 199-208(1950).
- G 313 Pharmacological Studies of Radiogermanium (Ge-71). H. C. Dudley and E. J. Wallace. *Arch. Ind. Hyg. Occupational Med.* 6, 1-8(1952).
- G 314 Phenylalanine and Tyrosine Utilization in Normal and Phenylalanine-Deficient Young Mice. C. R. Grau and R. Steele. *J. Nutrition* 53, 59-71(1954).
- G 315 Phosphate Metabolism During Oogenesis in *Rana temporaria*. P. Grant. *J. Exptl. Zool.* 124, 513-43(1953).
- G 316 Phosphate Metabolism in Normal and Pathological Mammalian Erythrocytes. T. A. J. Pranker and K. I. Altman. *Federation Proc.* 13, No. 1, 113(1954).
- G 317 Phosphate Transport and Turnover in the Liver. J. Sacks. *Arch. Biochem.* 30, 423-37(1951).
- G 318 Phospholipide and Nucleoprotein Metabolism in Rabbits Inoculated with Papilloma (Shope) Virus. W. E. Cornatzer and D. G. Gallo, *Am. J. Med.* 13(1953).
- G 319 P-32 Distribution and Excretion in Rats Fed Vitamin D-Free and Low Phosphorus Diets. J. P. Feaster, R. L. Shirley, J. T. McCall, and G. K. Davis. *J. Nutrition* 51, 381-92(1953).
- G 320 P-32 Distribution in the Serum Proteins of the Chicken. R. E. Clegg and R. E. Hein. *Science* 117, 714-5(1953).
- G 321 Phosphorus Metabolism in the Dog Kidney. A. R. Goldfarb, L. Santamaria and P. P. Foa. *Proc. Soc. Exptl. Biol. Med.* 84, 523-6(1953).
- G 322 Phosphorus Metabolism in Resting and Pregnancy-Stimulated Mammary Glands and in Spontaneous Mammary Carcinomas of Mice. S. Albert, R. M. Johnson, and M. S. Cohan. *Cancer Research* 11, 772-6(1951).
- G 323 Phosphorus Turnover in Phospholipid Fractions of Rat Brain Homogenates. E. Streicher. *Federation Proc.* 12, 139-40(1953).
- G 324 P-32 Uptake by the Rat Liver Desoxyribosenucleic Acid (DNA) in Alloxan Diabetic Rats. H. F. Diermeier and A. D. Bass. *Federation Proc.* 12, 316(1953).
- G 325 Placental Transfer of Radioactive Digitoxin in Rats and Guinea Pigs. G. T. Okita, R. B. Gordon, and E. M. K. Geiling. *Proc. Soc. Exptl. Biol. Med.* 80, 536-8(1952).
- G 326 Plasma Protein Labeled with Lysine- θ -C-14; Its Oral Feeding and Related Protein Metabolism in the Dog. C. L. Yuile, A. E. O'Dea, F. V. Lucas, and G. H. Whipple. *J. Exptl. Med.* 96, 247-54(1952).
- G 327 Plasma Protein. IV. Results with Generally Labeled Plasma Protein. I. A. Abdou and H. Tarver. *Proc. Soc. Exptl. Biol. Med.* 79, 102-6(1952).
- G 328 The Portal Transport of Absorbed Fatty Acids. J. Y. Kiyasu, B. Bloom, and I. L. Chaikoff. *J. Biol. Chem.* 199, 415-9(1952).
- G 329 Protein Transfer in Tumor-Bearing Rats. A. L. Babson and T. Winnick. *Cancer Research* 14, 606-11(1954).
- G 330 The Quantitative Relation between Insulin and its Biological Activity. W. C. Stadie, N. Haugaard, and M. Vaughan. *J. Biol. Chem.* 200, 745-51(1953).
- G 331 Radioactive Iodine as an Indicator of the Uptake of Iodine by the Liver, Gastrocnemius, and Thyroid of *Rana pipiens*. W. O. Bradley. *Science* 117, 483-4(1953).
- G 332 Radioautographic Studies of Sulfate-sulfur (S-35) Metabolism in the Articular Cartilage and Bone of Suckling Rats. D. D. Dziewiatkowski. *J. Exptl. Med.* 95, 489-96(1952).
- G 333 Radiocalcium as an Indicator in the Study of the Action of Estradiol on Calcium Metabolism. J. Govaerts, M. J. Dallemagne, and J. Melon. *Endocrinology* 48, 443-52(1951).
- G 334 Radiocalcium Turnover and Excretion in Adult, Young, and Rachitic Rats. D. H. Copp, and D. M. Thomson. *Am. J. Physiol.* 167, 775-6(1951).
- G 335 Radiocontaminants in Biological Studies with Copper-64. W. J. Frierson, S. L. Hood, I. B. Whitney, and C. L. Comar. *Arch. Biochem. and Biophys.* 38, 397-404(1952).
- G 336 Radioiodine Metabolism in the Chick Embryo. S. H. Wollman and E. Zwilling. *Endocrinology* 52, 526-35(1953).
- G 337 Radioiodine Penetration Through Intact Enamel with Uptake by Bloodstream and Thyroid Gland. H. J. Bartelstone. *J. Dental Research* 30, 728-33(1951).
- G 338 Rate of Absorption of Cobalt from the Peritoneal Cavity and Rate of Elimination from the Blood. N. I. Berlin and W. Siri. *Am. J. Physiol.* 164, 221-5(1951).
- G 339 Rate of Alcohol Metabolism in Fed and Fasted Animals. D. M. Hegsted, J. J. Vitale, and J. D. Giorgio. *Federation Proc.* 12, 416(1953).

- G 340 Rate of Penetration of Electrolytes into Nerve Fibers. M. A. Rothenberg and E. A. Feld. *J. Biol. Chem.* 172, 345-6(1948)
- G 341 Relation Between Glycogen Content and Synthesis of Fatty Acids by Rat Liver. E. S. Haugaard and W. C. Stadie. *J. Biol. Chem.* 199, 741-4(1952).
- G 342 The Relation of Methylbutyrate to Isoleucine Metabolism. II. Propionate Formation. M. J. Coon, N. S. B. Abrahamsen and G. S. Greene. *J. Biol. Chem.* 199, 75-84(1952).
- G 343 Relation of Thyroid Status to Nitrogen Excretion Following Exposure to Thermal Radiation. A. W. Wase, H. J. Eichel and E. Repplinger. *Proc. Soc. Exptl. Biol. Med.* 84, 152-4(1953).
- G 344 Relationship Between Radiosensitivity and Metabolic Activity of Tumors. A. Goldfeder and F. Nagasaki. *Federation Proc.* 12, 52-3(1953).
- G 345 Relationship of Cell Surface to Metabolism. IX. Digestion of Phosphorylated Compounds by Enzymes Located on Surface of Intestinal Cell. A. Rothstein, R. C. Meier, and T. G. Scharff. *Am. J. Physiol.* 173, 41-6(1953).
- G 346 The Relationship of Folic Acid to Formate Metabolism in the Rat: Formate Incorporation into Purines. G. R. Drysdale, G. W. E. Plaut and H. A. Lardy. *J. Biol. Chem.* 193, 533-8(1951).
- G 347 The Relative Rates of Renewal of Choline and Phosphate in Liver Phospholipide in the Rat. M. E. Tolbert and R. Okey. *J. Biol. Chem.* 194, 755-68(1952).
- G 348 Renal Phosphate and Carbohydrate Metabolism Studied with the Aid of Radiophosphorus. A. F. Dratz and P. Handler. *J. Biol. Chem.* 197, 419-31(1952).
- G 349 The Role of the Gastrointestinal Tract, Including the Liver, in the Metabolism of Radiothyroxine. A. Albert and F. R. Keating, Jr. *Endocrinology* 51, 517-43(1952).
- G 350 The Role of the Pituitary-Adrenal System in Cystine-S-35 Incorporation into Protein. N. D. Lee and R. H. Williams. *Endocrinology* 51, 451-6(1952).
- G 351 Route of Absorption of Free Fatty Acids and Triglycerides from the Intestine. R. Reiser and M. J. Bryson. *J. Biol. Chem.* 189, 87-91(1951).
- G 352 Secretion of Radio-Calcium in Milk. A. H. W. Sten, Jr. and C. B. Heyn. *Am. J. Physiol.* 162, 579-80(1950).
- G 353 Selective Incorporation of Radioactivity from Proteins of Labeled Chorioallantoic Grafts of Adult Chicken Tissues into Proteins of Homologous Tissues of Host Chick Embryos. J. D. Ebert. *Anat. Record* 117, 523(1953).
- G 354 The Significance of the Stomach in Iodine Metabolism. R. Dominguez and W. C. Schmidt. *Am. J. Pathol.* 29, 581-2(1953).
- G 355 Site of Formation of Plasma Phospholipides in the Bird. R. E. Ranney, I. L. Chaikoff, and C. Eutenman. *Am. J. Physiol.* 165, 596-9(1951).
- G 356 Skeletal Calcium Turnover in Non-Growing Rats. L. Singer, W. D. Armstrong and M. L. Premer. *Proc. Soc. Exptl. Biol. Med.* 80, 643-6(1952).
- G 357 Na-22 Excretion by Chicken Kidney. B. Rennie, D. Calhoun, H. Gandia, and G. Moe. *Federation Proc.* 12, 115(1953).
- G 358 Some Aspects of the Metabolism of Codeine in the Rat. M. E. Latham and H. W. Elliott. *J. Pharmacol. Exptl. Therap.* 101, 259-67(1951).
- G 359 Some Aspects of Potassium Metabolism in Normal and Adrenalectomized Rats. J. R. Bergen, D. Stone, and H. Hoagland. *Federation Proc.* 13, No. 1, 11(1954).
- G 360 Some Aspects of Sulfur Metabolism. II. Tarver and M. Tabachnick. *Federation Proc.* 12, 279(1953).
- G 361 Some Studies on the Metabolism of Glycerol-1-C-14. A. P. Doerschuk. *J. Biol. Chem.* 193, 39-44(1951).
- G 362 The Source of Lysine, Tyrosine, and Phosphorus for Casein Synthesis. J. M. Barry. *J. Biol. Chem.* 195, 795-803(1952).
- G 363 A Statistical Estimate of Variation Encountered in Studying Dispersion of Radioactive Phosphorus in Embryonated Chicken Eggs. R. L. Stearman, T. G. Ward and R. A. Webster. *Arch. Biochem. and Biophys.* 45, 397-410(1953).
- G 364 Sterol Metabolism in Insects. I. Utilization of Cholesterol Derivatives by the Cockroach *Blattella germanica* L. J. L. Noland. *Arch. Biochem. and Biophys.* 48, 370-9(1954).
- G 365 Studies on Absorption and Metabolism of Ergosterol-C-14. D. J. Hanahan and S. J. Wakil. *Arch. Biochem. and Biophys.* 44, 150-8(1953).
- G 366 Studies in Alloxan Metabolism. I. The Distribution and Excretion of Injected Alloxan. J. M. Lee and D. Stetten, Jr. *J. Biol. Chem.* 197, 205-14(1952).
- G 367 Studies on Carbohydrate Metabolism in Rat Liver Slices. III. Utilization of Glucose and Fructose by Liver from Normal and Diabetic Animals. A. E. Renold, A. B. Hastings, and F. B. Nesbett. *J. Biol. Chem.* 209, 687-96(1954).
- G 368 Studies on Ca-45 Transport in Crayfish Nerve. S. Soloway, J. H. Welsh, and A. K. Solomon. *J. Cellular Comp. Physiol.* 42, 471-85(1953).
- G 369 Studies on Carbohydrate Metabolism in Rat Liver Slices. II. The Effect of Fasting and of Hormonal Deficiencies. A. E. Renold, Ching-Tseng Teng, F. B. Nesbett, and A. B. Hastings. *J. Biol. Chem.* 204, 533-46(1953).
- G 370 Studies on Copper Metabolism. II. Hematologic Manifestations of Copper Deficiency in Swine. M. E. Lahey, C. J. Gubler, M. S. Chase, G. E. Cartwright, and M. M. Wintrobe. *Blood* 7, 1053-74(1952).

- G 371 Studies on Copper Metabolism. III. The Metabolism of Iron in Copper Deficient Swine. C. J. Gubler, M. E. Lahey, M. S. Chase, G. E. Cartwright, and M. M. Wintrobe. *Blood* 7, 1075-92(1952).
- G 372 Studies on Copper Metabolism. IV. The Influence of Copper on the Absorption of Iron. M. S. Chase, C. J. Gubler, G. E. Cartwright, and M. M. Wintrobe. *J. Biol. Chem.* 199, 757-63(1952).
- G 373 Studies on Copper Metabolism. V. Storage of Iron in Liver of Copper-Deficient Rats. M. S. Chase, C. J. Gubler, G. E. Cartwright, and M. M. Wintrobe. *Proc. Soc. Exptl. Biol. Med.* 80, 749-51(1952).
- G 374 Studies on the Distribution of Radioactive 8-Azaguanine (Guanazolo) in Mice with Eo-771 Tumors. L. L. Bennett, Jr., H. E. Skipper, J. H. Mitchell, Jr., and K. Sugiura. *Cancer Research* 10, 644-6(1950).
- G 375 Studies on the Fate of Isotopically Labeled Metabolites in the Oxidative Metabolism of Tumors. S. Weinhouse. *Cancer Research* 11, 585-91(1951).
- G 376 Studies of Glycine Oxidation in Rat Tissues. H. I. Nakada and S. Weinhouse. *Arch. Biochem. and Biophys.* 42, 257-70(1953).
- G 377 Studies of Metabolic Turnover with Tritium as a Tracer. I. Gross Studies on the Mouse. R. C. Thompson. *J. Biol. Chem.* 197, 81-7(1952).
- G 378 Studies of Metabolic Turnover with Tritium as a Tracer. II. Gross Studies on the Rat. R. C. Thompson. *J. Biol. Chem.* 200, 731-43(1953).
- G 379 Studies of Metabolic Turnover with Tritium as a Tracer. III. Comparative Studies with Tritium and Deuterium. R. C. Thompson and J. E. Ballou. *J. Biol. Chem.* 206, 101-7(1954).
- G 380 Studies of Metabolic Turnover with Tritium as a Tracer. IV. Metabolically Inert Lipide and Protein Fractions from the Rat. R. C. Thompson and J. E. Ballou. *J. Biol. Chem.* 208, 883-8(1954).
- G 381 Studies on the Metabolism of Acetate-1-C-14 in Tissues of Tumor-Bearing Rats. H. Busch. *Cancer Research* 13, 789-94(1953).
- G 382 Studies on the Metabolism of 2-Acetylamino-fluorene-9-C-14. E. K. Weisburger, J. H. Weisburger, and H. P. Morris. *Arch. Biochem. and Biophys.* 43, 474-84(1953).
- G 383 Studies on the Metabolism of C-14 Carboxyl Salicylate. E. L. Alpen, H. G. Mandel, and P. K. Smith. *J. Pharmacol. Exptl. Therap.* 101, 1(1951).
- G 384 Studies on the Metabolism of the Carbon of Cyanide and Thiocyanate. G. E. Boxer and J. C. Rickards. *Arch. Biochem. and Biophys.* 39, 7-26(1952).
- G 385 Studies in the Metabolism of Ethanol Excretion of C-14-Labeled $\text{CH}_3\text{C}^*\text{H}_2\text{OH}$ in the Rat. T. N. Burbridge and C. H. Hine. *J. Pharmacol. Exptl. Therap.* 103, 338-9(1951).
- G 386 Studies on the Metabolism of Various N-Methyl-C-14-Substituted Aminoazo Dyes. J. C. MacDonald, A. M. Plesecia, E. C. Miller, and J. A. Miller. *Cancer Research* 12, 280(1952).
- G 387 Studies on Permeability. VIII. Role of Acetylcholine Metabolism in the Genesis of the Electrocardiogram. W. C. Holland, C. E. Dunn, and M. E. Greig. *Am. J. Physiol.* 170, 339-45(1952).
- G 388 Studies on the Physiological Status of Bone Carbonate. A. Nakao and D. L. Buchanan. *Federation Proc.* 11, 111-2(1952).
- G 389 Studies of Pyruvate and Acetate Metabolism in the Hereditary Obesity-Diabetes Syndrome of Mice. K. Guggenheim and J. Mayer. *J. Biol. Chem.* 198, 259-65(1952).
- G 390 Studies on Shell Formation. I. Measurement of the Rate of Shell Formation Using Ca-45. K. M. Wilbur and L. H. Jodrey. *Biol. Bull.* 103, 269-76(1952).
- G 391 Studies on Shell Formation. III. Measurement of Calcium Deposition in Shell and Calcium Turnover in Mantle Tissue Using the Mantle-Shell Preparation and Ca-45. L. H. Jodrey. *Biol. Bull.* 104, 398-407(1953).
- G 392 Studies on Tissue Metabolism by Means of *in Vivo* Metabolic Blocking Technics. II. Metabolism of Acetate-1-C-14 in Malonate-Treated Rats. H. Busch and V. R. Potter. *Cancer Research* 13, 168-73(1953).
- G 393 Studies with Methionine Sulfoximine. J. S. Roth, A. Wase, and H. J. Eichel. *J. Biol. Chem.* 200, 647-56(1953).
- G 394 Studies with Radiocalcium: The Intestinal Absorption of Calcium. H. E. Harrison and H. C. Harrison. *J. Biol. Chem.* 188, 83-90(1951).
- G 395 A Study of Calcification in Mollusca with Special Reference to the Use of P-32 and Ca-45. G. Bevelander. *N. Y. J. Dentistry* 21, 305(1951).
- G 396 Study on Ca-45 Distribution in Fractured Rabbits After Injection of $\text{Ca}^{45}\text{Cl}_2$. H. Imanaga, M. Cho, I. Kurita, and N. Nozaki. *Nagoya J. Med. Sci.* 15, 141-5(1952).
- G 397 A Study of Carbon Dioxide Fixation into Glycogen by Mammalian Skeletal Muscle. N. Lifson, V. Lorber, A. Omachi, H. M. Cavert, and J. A. Johnson. *J. Biol. Chem.* 188, 491-9(1951).
- G 398 A Study of Formate Production in Normal and Folic Acid-Deficient Rats. S. Weinhouse and B. Friedmann. *J. Biol. Chem.* 210, 423-33(1954).
- G 399 A Study of the Metabolism of C-14 Salicylamide in the Human. H. G. Mandel, V. W. Rodwell, and P. K. Smith. *J. Pharmacol. Exptl. Therap.* 106, 433(1952).
- G 400 A Study of the Metabolism of 20-Methylcholanthrene. W. G. Dauben and D. Mabee. *Cancer Research* 11, 216-20(1951).
- G 401 A Study of the Oxidation of Formic Acid in the Folic Acid-Deficient Rat. B. Friedmann, H. I.

- Nakada, and S. Weinhouse. *J. Biol. Chem.* 210, 413-21(1954).
- G 402 Study of Precursors of Formate in the Intact Rat. S. Weinhouse and B. Friedmann. *J. Biol. Chem.* 197, 733-40(1952).
- G 403 A Study of Radiophosphate Uptake in *Paramecium multimicronucleatum*. F. R. Evans and R. C. Pendleton. *Biol. Bull.* 103, 190-4(1952).
- G 404 A Study of Suppository Bases Using Radioiodine to Compare the Rate of Absorption from Rectal Suppositories Administered to Rats. C. F. Peterson, C. O. Lee and J. E. Christian. *J. Am. Pharm. Assoc., Sci. Ed.* 42, 731-4(1953).
- G 405 Substrate Utilization by Stimulated Nerve. L. J. Mullins. *Am. J. Physiol.* 175, 358-62(1953).
- G 406 Sulfate-Sulfur Metabolism in the Rat Fetus. D. D. Dziewiatkowski. *Federation Proc.* 12, 199(1953).
- G 407 Sulfate-Sulfur Metabolism in the Rat Fetus as Indicated by Sulfur 35. D. D. Dziewiatkowski. *J. Exptl. Med.* 98, 119-27(1953).
- G 408 The Surface Chemistry of Bone. III. Observations on the Role of Phosphatase. W. F. Neuman, V. DiStefano, and B. J. Mulryan. *J. Biol. Chem.* 193, 227-35(1951).
- C 409 The Surface Chemistry of Bone. IV. Further Data on Recrystallization. W. F. Neuman and B. J. Mulryan. *J. Biol. Chem.* 193, 237-41(1951).
- G 410 A Survey of the Metabolism of Orotic Acid in the Rat. R. B. Hurlbert and V. R. Potter. *J. Biol. Chem.* 195, 257-70(1952).
- G 411 Synthesis of Cystine and Methionine from S-35 Labeled Sodium Sulfate in the Rabbit. R. Kulwich, L. Struglia, J. T. Jackson, and P. B. Pearson. *Federation Proc.* 13, No. 1 463(1954).
- G 412 The Synthesis and Metabolism of Radioactively-Labeled Steroids. G. H. Twombly. *Vitamins and Hormones* 9, 237-61(1951).
- G 413 Synthesis of Phospholipides in Diabetic Dogs. D. B. Zilversmit and N. R. DiLuzio. *J. Biol. Chem.* 194, 673-83(1952).
- G 414 Thyroidal Metabolism of Iodine in the Shark *Scyliorhinus (Scyllium) canicula*. A. Gorbman, S. Lissitzky, R. Michel, and J. Roche. *Endocrinology* 51, 311-21(1952).
- G 415 Thyroxine Metabolic Turnover Rate. W. T. Salter, M. De Visscher, and G. McAdams. *Trans. Assoc. Am. Physicians* 64, 364-71(1951).
- G 416 Time Course of Lipid Labeling Following Single Injections of C-14 Acetate. J. T. Van Bruggen, C. K. Claycomb, and T. T. Hutchens. *Federation Proc.* 11, 301(1952).
- G 417 Time Course of Lipid Labeling in the Intact Mouse and Rat. J. T. Van Bruggen, T. T. Hutchens, C. K. Claycomb, and E. S. West. *J. Biol. Chem.* 200, 31-7(1953).
- G 418 Tissue Localization and Excretion Routes of Radioactive Diethylstilbestrol. G. H. Twombly and E. F. Schoenewaldt. *Cancer* 4, 296-302(1951).
- G 419 Tracer Studies on the Metabolism of the Gardner Lymphosarcoma. IV. The Conversion of Lactate-2-C-14 to Alanine, Glutamate, and Aspartate by Tumor and Spleen Cells. S. Kit and D. M. Greenberg. *Cancer Research* 11, 791-4(1951).
- G 420 Transformation of Choline to Glycine in the Rat. S. Soloway. *Federation Proc.* 12, 270-1(1953).
- G 421 Transitory Increase in Fat Content and Size of Liver Induced by Insulin in Alloxan-Diabetic Rats. M. J. Osborn, J. M. Felts and I. L. Chaikoff. *J. Biol. Chem.* 203, 173-81(1953).
- G 422 Tumor-Host Studies. III. Alteration of Thyroid, Skin, Blood, and Tumor Uptake of I-131 Tagged Di-iodo-tyrosine in Rats by Transplanted Tumors. K. G. Scott and R. S. Stone. *Cancer* 4, 345-52(1951).
- G 423 Turnover of Proteins of Cell Fractions of Adult Rat Liver *in Vivo*. E. B. Keller and P. C. Zamecnik. *Federation Proc.* 10, 206(1951).
- G 424 The Turnover Rate of Fibrinogen in the Dog. R. E. Madden and R. G. Gould. *J. Biol. Chem.* 196, 641-50(1952).
- G 425 Turnover of Serum Proteins in Diabetes as Studied with S-35 Labeled Proteins. L. L. Forker and I. L. Chaikoff. *J. Biol. Chem.* 196, 829-40(1952).
- G 426 Two Blocks in Carbohydrate Utilization in the Liver of the Diabetic Rat. S. S. Chernick and I. L. Chaikoff. *J. Biol. Chem.* 188, 389-96(1951).
- G 427 Uptake of Deuterium into Proteins of Fertilized and Unfertilized Arbacia Eggs Suspended in Heavy Water. H. D. Hoberman, C. B. Metz, and J. Graff. *J. Gen. Physiol.* 35, 639-43(1952).
- G 428 The Uptake and Distribution of Barium 140 and Lanthanum 140 in Larvae of *Drosophila repleta*. V. T. Bowen. *J. Exptl. Zool.* 118, 509-25(1951).
- G 429 The Uptake of Inorganic Cu by the Hemocyanin of *Busycon canaliculatum* L. Using Cu-64. S. J. Townsley. *Anat. Record* 117, 570(1953).
- G 430 Uptake of P-32 by Cardiac Muscle *in Vivo*. J. B. Marsh, G. G. Casten, and H. F. Elliott. *Am. J. Physiol.* 173, 297-300(1953).
- G 431 The Uptake of P-32 in the Femur of Growing Rachitic and Normal Rats as Compared with the Uptake in the Total Skeleton. V. Claassen and B. S. J. Wostmann. *Biochim. et Biophys. Acta* 10, 625-6(1953).
- G 432 The Uptake of Radioactive Phosphate Ions by the Oyster, *Crassostrea virginica* G. and their Distribution in the Tissues. L. R. Pomeroy and H. H. Haskin. *Anat. Record* 111, 15(1951).
- G 433 The Uptake of Radioactive Phosphorus by Rat Liver Following Partial Hepatectomy. R. M. Johnson and S. Albert. *Arch. Biochem. and Biophys.* 35, 340-5(1952).
- G 434 The Uptake and Utilization of Phosphate Ions from Sea Water by the American Oyster, *Crassostrea virginica* (G.). L. R. Pomeroy and H. H. Haskin. *Biol. Bull.* 107, 123-9(1954).

- G 435 The Use of Radioactive Isotopes in the Study of the Metabolism of the Nervous System. R. M. C. Dawson. *Biochem. Soc. Symposia No. 8, Metabolism and Function in Nervous Tissue*. 93-102(1952).
- G 436 Utilization of Amino Acids, Peptides, and Protein by Cultures of Embryonic Heart. R. E. Winnick and T. Winnick. *J. Natl. Cancer Inst.* 14, 519-25(1953).
- G 437 Utilization of Asparagine by Rats. G. Krotkov, E. J. Masoro, C. D. Nelson, and G. B. Reed. *Arch. Biochem. and Biophys.* 42, 471-2(1953).
- G 438 Utilization of Carbohydrate by Extrahepatic Tissues of the Adrenalectomized Dog. C. Cohn, B. Katz, B. Huddleston, M. Kolinsky, and R. Levine. *Am. J. Physiol.* 170, 87-93(1952).
- G 439 Utilization of C-14 Labeled Glucose by Cardiac Muscle Treated with a Cardiac Glycoside. A. Wollenberger. *Science* 113, 64-5(1951).
- G 440 Utilization of Dissolved Calcium by a Pelecypod. K. P. Rao and E. D. Goldberg. *J. Cellular Comp. Physiol.* 43, 283-92(1954).
- G 441 Utilization of Intravenously Injected Radioactive Colloidal Iron in Rabbits with Myopathy of Vitamin E Deficiency. I. Indovina. *Am. J. Physiol.* 165, 352-5(1951).
- G 442 Utilization of Methionine-CH₃-C-14, Glycine-2-C-14, Serine-3-C-14, and Formate-C-14 for the Synthesis of Choline and Creatine by Chicks, Weanling Rats and Mice. J. A. Stekol, S. Weiss, B. Hsu, and P. Smith. *Federation Proc.* 11, 292-3(1952).
- G 443 Utilization of Phytate and Inorganic Phosphorus in the Chick as Measured by P-32 Tracer Studies. K. W. Keane, R. A. Collins, and M. B. Gillis. *Federation Proc.* 13, No. 1, 463(1954).
- G 444 Vitamin A and Endochondral Ossification in the Rat as Indicated by the Use of Sulfur 35 and Phosphorus 32. D. D. Dziewiatkowski. *J. Exptl. Med.* 100, 11-24(1954).
- G 445 Vitamin D and Endochondral Ossification in the Rat as Indicated by the Use of Sulfur 35 and Phosphorus 32. D. D. Dziewiatkowski. *J. Exptl. Med.* 100, 25-32(1954).
- G 446 *In Vivo* Inhibition of Monoamine Oxidase Studied with Radioactive Tyramine. R. W. Schayer. *Proc. Soc. Exptl. Biol. Med.* 84, 60-3(1953).
- G 447 *In Vivo* Studies on Incorporation of Glycine-2-C-14 into Proteins and Nucleic Acid Purines. E. P. Tyner, C. Heidelberger, and G. A. LePage. *Cancer Research* 12, 158-64(1952).
- G 448 *In Vivo* and *in Vitro* Incorporation of C-14 Leucine into Ferritin. R. B. Loftfield. *Federation Proc.* 13, No. 1, 465(1954).
- G 449 The Absorption and Distribution of Labeled Fatty Acids in the Rat. J. G. Coniglio, C. E. Anderson, and C. S. Robinson. *Proc. Soc. Exptl. Biol. Med.* 75, 666(1950).
- G 450 Absorption of Phospholipides. Manner of Transport from Intestinal Lumen to Lacteals. B. Bloom, J. Y. Kiyasu, W. O. Reinhardt, and I. L. Chaikoff. *Am. J. Physiol.* 177, 84-6(1954).
- G 451 Acetate Utilization and Fatty Acid Synthesis in Normal and X-Irradiated Rats. J. G. Coniglio and G. W. Hudson. *Federation Proc.* 13, No. 1, 578(1954).
- G 452 Alimentary Excretion of Phosphorus 32 in Rats on High Molybdenum and Copper Diets. R. L. Shirley, R. D. Owens, and G. K. Davis. *J. Nutrition* 44, 595-601(1951).
- G 453 Calcium Metabolism of Growing and Mature Bone. J. S. Arnold. *Federation Proc.* 11(1951).
- G 454 Carbohydrate Metabolism. S. Weinhouse. *Ann. Rev. Biochem.* 23, 125-76(1954).
- G 455 Cationic and Hormonal Influences on Carbohydrate Metabolism of Rat Liver *in Vitro*. A. B. Hastings, A. E. Renold, and C. T. Teng. *Trans. Assoc. Am. Physicians* 66, 129(1953).
- G 456 Cholesterol Synthesis by Liver. II. Effect of Hypophysectomy. G. M. Tomkins, I. L. Chaikoff, and L. L. Bennett. *J. Biol. Chem.* 199, 543-5(1952).
- G 457 A Comparison of the Oxidation of Octanoate-1-C-14, -7-C-14, and Butyrate-1-C-14 by Neoplastic and Normal Mouse Tissue. D. D. Chapman, G. W. Brown, Jr., I. L. Chaikoff, W. G. Dauben, and N. O. Fansah. *Cancer Research* 14, 372-6(1954).
- G 458 Distribution of Injected Methyl-C-14-Methionine in the Chick. J. T. Sime and B. C. Johnson. *Proc. 19th Intern. Physiol. Congr.* 758(1953).
- G 459 Distribution of I-131 and C-14 Labeled Thyroxine in Rat Cell Fractions and Elimination by Way of Bile, Urine and Expired Air. H. J. Lipner, H. M. Klitgaard, S. B. Barker, and T. Winnick. *Federation Proc.* 11(1952).
- G 460 The Effect of Ascorbic Acid Deficiency on the Guinea Pig's Response to Thyrotropic Hormone and Thiouracil; A Preliminary Report. S. Weisenfeld and R. W. Rawson. *Trans. Am. Goiter Assoc.*, 259-71(1952).
- G 461 The Effect of Cortisone and Desoxycorticosterone on the Turnover of Plasma and Tissue Phospholipide of Adrenalectomized Dogs. D. B. Zilversmit, N. R. DiLuzio, and M. L. Shore. *Proc. 19th Intern. Physiol. Congr.* 914(1953).
- G 462 Effect of Diet and ACTH on Nucleic Acid Metabolism in the Rat. J. A. D. Cooper. *Federation Proc.* 11, 27(1952).
- G 463 The Effect of Insulin on Phosphorylation in Muscle. J. Sacks. *Phosphorus Metabolism* 2, 653-61(1952).
- G 464 Effect of Potassium and Other Electrolytes on Carbohydrate Metabolism in Liver Slices. C. T. Teng. *Lancet* 73, 192(1953).
- G 465 Effect of Thyroxine on the Thyroid. L. Van Middlesworth. *Federation Proc.* 11(1952).

- G 466 The Effects of ACTH on the Metabolism of Radioactive Calcium in Normal and Hypophysectomized Rats. F. Ulrich, D. H. Copp, C. W. Asling, C. H. Li, and W. O. Reinhardt. *Endocrinology* 48, 245(1951).
- G 467 Effects of Dietary Calcium and Phosphorus Levels Upon the Physiological Behavior of Calcium and Phosphorus in the Rat. S. L. Hansard and M. P. Plumlee. *J. Nutrition* 54, 17-32(1954).
- G 468 Excretion of Radioactive Phosphorus into the Alimentary Tract of Rats on High Molybdenum and Copper Diets. R. L. Shirley, R. D. Owens, and G. K. Davis. *Federation Proc.* 9, 371(1950).
- G 469 Further Observations on Potassium and Carbohydrate Metabolism. A. B. Hastings, A. E. Renold and C. T. Teng. *Federation Proc.* 11, 227(1952).
- G 470 Further Studies on the Nicotinic Acid Metabolites Excreted by Rats Given Radioactive Nicotinic Acid or Nicotinamide. P. H. Lin and B. C. Johnson. *Federation Proc.* 11, 488(1952).
- G 471 Gastrointestinal Absorption of Labeled Calcium in Acidotic and Alkalotic Young Rats. E. F. Williams, Jr. *Abstr. Regional Conclave, Am. Chem. Soc., New Orleans, Dec.(1953)*.
- G 472 Gastrointestinal Absorption of Labeled Calcium in Young, Calcium-Starved Young, Mature and Pregnant Rats, Respectively. E. F. Williams, Jr., and B. M. Hightower. *Abstr. 8th Southwest Regional Meeting, Am. Chem. Soc., Little Rock, Dec.(1952)*.
- G 473 Gastrointestinal Absorption of Radioactively Labeled Calcium in Rats. E. F. Williams, Jr., B. M. Hightower, and D. Courtney. *Abstr. 117th Natl. Meeting, Am. Chem. Soc., Houston, 8 C(1950)*.
- G 474 Haversian System Growth and Formation in Rabbits. J. S. Arnold and W. S. S. Jee. *Anat. Record* 115, 276(1953).
- G 475 Impairment by Calcium of Phosphate Absorption from the Intestine of the Rat. B. M. Hightower, E. F. Williams, Jr., and D. Courtney. *Southern Chemist* 11, 58(1951).
- G 476 Incorporation of Labeled Glycine in the Proteins of Tissues of Normal and Tumor-Bearing Mice. E. Norberg and D. M. Greenberg. *Cancer* 4, 383-6(1951).
- G 477 Inhibitory Action of Hyperglycemia on Delivery of Glucose to the Blood Stream by Liver of the Normal Dog. G. L. Searle and I. L. Chaikoff. *Am. J. Physiol.* 170, 456-60(1952).
- G 478 Insulin Metabolism. R. H. Williams, N. J. Elgee, N. D. Lee, J. R. Hogness and T. Wong. *Trans. Assoc. Am. Physicians* 66, 137(1953).
- G 479 Iodide Metabolism During Anoxia, Nephrectomy, Trauma, Avitaminosis and Starvation in the Rat. L. Van Middlesworth and M. M. Berry. *Am. J. Physiol.* 167, 576(1951).
- G 480 Iron Assimilation by Marine Diatoms. E. D. Goldberg. *Biol. Bull.* 102, 243(1952).
- G 481 Labeling of Specific Glucose Carbons Formed from Succinic Acid-1-C-14 and -2-C-14 in the Diabetic Dog. S. Abraham and I. L. Chaikoff. *Arch. Biochem. and Biophys.* 41, 143-7(1952).
- G 482 The Late Pattern of Bone Growth in the Rabbit's Tibia. J. S. Arnold and W. S. S. Jee. *Anat. Record* 115, 420(1953).
- G 483 Low Iodine Intake Without Goiter. L. Van Middlesworth. *Proc. Am. Goiter Soc.* 419(1950).
- G 484 Meat Feeding and Absorption of Labeled Calcium. B. M. Hightower and E. F. Williams Jr. *Federation Proc.* 11(1952).
- G 485 Mechanisms of Phosphate Assimilation. D. M. Greenberg. *Phosphorus Metabolism* 2, 3-23(1952).
- G 486 Metabolic Functions of Biotin. H. A. Lardy and R. Peanasky. *Physiol. Revs.* 33, 560(1953).
- G 487 Metabolic Pathways from Tracer Experiments. H. Branson. *Arch. Biochem. and Biophys.* 36(1952).
- G 488 Metabolism of Amino Acids and Proteins. I. Amino Acid Metabolism. H. Tarver. *Ann. Rev. Biochem.* 21, 301-32(1952).
- G 489 Metabolism of 8-azaguanine in Mice and Monkeys. H. G. Mandel, E. L. Alpen, and P. K. Smith. *Federation Proc.* 10, 220(1951).
- G 490 The Metabolism of Betaine and Sodium Formate by Leukemic Mice. J. S. Dinning, L. D. Seager, L. D. Payne, and J. R. Totter. *Science* 116, 121(1952).
- G 491 Metabolism of Cholesterol: Absorption, Tissue Distribution and Fatty Acid Synthesis. J. T. Van Bruggen, T. T. Hutchens, and E. S. West. *Federation Proc.* 10(1951).
- G 492 The Metabolism of Cystamine and Cysteamine. L. Eldjarn. *Scand. J. Clin. Lab. Invest.* 6, Suppl. 13, 95(1954).
- G 493 Metabolism of I-131 During Acute Adaptation to Anoxia. L. Van Middlesworth. *Federation Proc.* 9(1950).
- G 494 Metabolism of Two Isotopically Labelled Pentammine Salts. C. C. Smith. *Federation Proc.* 12, 307-8(1953).
- G 495 The Metabolism of Mercapturic Acids. J. L. Wood, H. L. Shuman and N. Kingsland. *J. Southern Research* 3, 30(1951).
- G 496 The Metabolism of Phenylalanine-4-C-14. R. Dische and D. Rittenberg. *J. Biol. Chem.* 211, 199(1954).
- G 497 The Metabolism of Radioactive Carbon-Labeled Nicotinic Acid and Nicotinamide, Pteroylglutamic Acid and Thiamine. B. C. Johnson. *Congr., Intern. Biochem., Paris*, 104-5(1952).
- G 498 The Metabolism of Radioactive Nicotinic Acid and Nicotinamide in the Rat. B. C. Johnson and P. H. Lin. *Federation Proc.* 10, 203(1951).
- G 499 The Optical Activity of Collagen Fibers and Calcification of Bone Matrix. J. S. Arnold and W. S. S. Jee. *Anat. Record* 118, 373(1954).
- G 500 The Order of Utilization of Phosphorus Compounds in the Egg by the Chick Embryo. H. Branson. *Science* 112, 357-8(1950).

- G 501 Oxidation of Isotopic Palmitic Acid in Animal Tissues. S. Weinhouse, R. H. Millington, and M. E. Volk. *J. Biol. Chem.* 185, 191-200(1950).
- G 502 Phosphate Utilization by Diatoms. E. D. Goldberg, T. Walker and A. Whisenand. *Biol. Bull.* 102, 243(1952).
- G 503 Phospholipide Metabolism in Phlorizinized Dogs. N. R. Di Luzio, and D. B. Zilversmit. *Federation Proc.* 11, 34(1952).
- G 504 Precursors of Nucleic Acids. G. B. Brown. *J. Cellular Comp. Physiol.* 38, Suppl. 1, 121-42 (1951).
- G 505 Protein Metabolism of Fracture Callus and Muscle Trauma Studied with Radioactive Methionine. L. Van Middlesworth. *Federation Proc.* 9, 129(1950).
- G 506 Rate of Individual Haversian System Formation. W. S. S. Jee and J. S. Arnold. *Anat. Record* 118, 315(1954).
- G 507 The Role of the Reticuloendothelial System in the Uptake of Plasma Phospholipides. M. L. Shore and D. B. Zilversmit. *Federation Proc.* 11, 147(1952).
- G 508 Some Aspects of the Role of Pituitary Hormones in Calcium Metabolism. II. Growth Hormone. F. Ulrich, W. O. Reinhardt, and C. H. Li. *Acta Endocrinol.* 10, 117(1952).
- G 509 Some Changes in Amino Acid Metabolism Associated with Chronic Caloric Restriction. H. P. Rusch, A. D. Barton, and R. K. Boutwell. *Unio Intern. Contra Cancrum Acta* 8(1953).
- G 510 Stimulation by the Adenylic Acid System of Amino Acid Incorporation Into Protein of Liver Granules. E. M. Peterson, T. Winnick and D. M. Greenberg. *J. Am. Chem. Soc.* 73, 503(1951).
- G 511 Studies on Chronic B-6 Deficiency in the Rat. I. Changes in the Intact Animal. N. S. Olsen and W. E. Martindale. *J. Nutrition* 53, 317-28(1954).
- G 512 Studies on the Metabolism of Copper Using Radiocopper. H. Bergh and Eieland. *Det kgl. Videnskabers Selskap* 23, No. 14(1950).
- G 513 Studies on the Metabolism of Digitoxin. F. E. Kelsey, E. M. K. Geiling, S. Fishman, L. Gluck and M. Dahi. *J. Pharmacol. Exptl. Therap.* 98, 17(1950).
- G 514 Studies on the Metabolism of the Nucleic Acids. A. Bendich. *Exptl. Cell Research* 3, Suppl. 2, 181-99(1952).
- G 515 Studies on the Metabolism of Zinc Using Radiozinc Zn-65. H. Bergh. *Det kgl. Norske Videnskabers Selskap* 23, No. 13, 49(1950).
- G 516 Studies on the Metabolism of Zinc Using Radiozinc Zn-65. H. Bergh. *Det kgl. Norske Videnskabers Selskap* 23, No. 30, 123(1950).
- G 517 A Study of the Rate of Oxidation of the Methyl Group of Dietary Methionine. C. G. Mackenzie, J. R. Rachele, N. Cross, J. P. Chandler, and V. du Vigneaud. *J. Biol. Chem.* 183, 617(1950).
- G 518 Susceptibility to Experimental Atherosclerosis and the Methylation of Ethanolamine-1,2-C-14 to Phosphatidyl Choline. L. O. Pilgeram and D. M. Greenberg. *Science* 120, 760-1(1954).
- G 519 Tracer Studies on the Metabolism of the Gardner Lymphosarcoma. E. Farber, S. Kit, and D. M. Greenberg. *Cancer Research* 11, 490-504 (1951).
- G 520 The Urinary Excretion of Mercapturic Acids after Administration of Bromobenzene and 3,4-Benzpyrene. H. R. Gutmann and J. L. Wood. *Cancer Research* 10, 701(1950).
- G 521 On the Utilization of Guanine by the Rat. M. E. Balis, D. H. Marrian and G. B. Brown. *J. Am. Chem. Soc.* 73, 3319-20(1951).
- G 522 *In Vitro* Metabolism of Androgens by Guinea Pig Tissues. C. D. Kochakian, D. Nall, and G. Stidworthy. *Federation Proc.* 12, 232(1953).
- G 523 The Comparative Metabolism of Dietary and Endogenous Cholesterol Differentiated by Use of Radioactive Carbon. R. G. Gould. *Circulation* 2, 467(1950).
- G 524 The Effect of Adrenocorticotrophic Hormone (ACTH) on Phosphorus Metabolism in Selected Areas of Monkey Brain. H. G. Loeb, R. S. Cleland, and J. A. Anderson. *Stanford Med. Bull.* 11, 106(1953).
- G 525 Effect of Dietary Cholesterol on Rate of Cholesterol Synthesis in the Intact Animal Measured by Means of Radioactive Carbon. R. G. Gould. *Circulation* 2, 467(1950).
- G 526 The Metabolism of Fluorine in the Rat Using F-18 as a Tracer. P. Wallace-Durbin. *J. Dental Research* 33, 789-800(1954).
- G 527 Metabolism of L-Histidine-2-C-14 in the Hepatoma-Bearing Rat. J. C. Reid, M. O. Landefeld and J. L. Simpson. *J. Natl. Cancer Inst.* 12, 929-36(1952).
- G 528 The Metabolism of Skeletal P-32 in Experiments of Longer Duration, Performed with Rachitic and Control Animals. V. Claassen and B. S. J. Wostmann. *Biochim. et Biophys. Acta* 13, 48-53(1953).
- G 529 Utilisation du cholesteril-C-14 pour l'et de de l'absorption et de l'excretion intestinale du cholesterol chez le rat. L. Bugnard, F. Chevallier et J. Coursaget. *J. Physiol.* 45, 413-9(1953).
- G 530 Comparative Studies in the Uptake of Phosphorus by Tissues Under Different Doses of Injection Radioactive Phosphorus P-32. K. L. Bhattacharya, K. P. Chakraborty, A. Bose and N. N. Das Gupta. *Science* 118, 651(1953).

Nonmetabolite Physiology in Animals

- H 1 The Acute Effect of Adrenal Cortical Extract, Adrenocorticotrophichormone, and Desoxycorticosterone Acetate on the Thiocyanate, Bromide, and Mannitol Spaces; Plasma Volume and Total Body Water in Normal Dogs. J. M. B. Bloodworth, Jr. *Endocrinology* 50, 174-86(1952).
- H 2 An Autoradiographic Study of the Distribution of Polonium in the Rat During 24 Hours after Intravenous Injection. J. C. Gallimore, G. A. Boyd, and J. N. Stannard. *Anat. Record* 118, 253-74(1954).
- H 3 Behavior of I-131 Anti-Mammary Tumor Microsome Fraction in Mice. S. P. Masouredis, L. R. Melcher, and M. B. Shimkin. *Cancer Research* 12, 281(1952).
- H 4 The Biliary Excretion of Gallium 72, Gold 198, and Hafnium 181 in the Rat. J. W. Archdeacon, J. B. Nash, and G. C. Wilson. *Texas Repts. Biol. Med.*, 10, 281-5(1952).
- H 5 Blood and Tissue Distribution Studies on Radiogold Colloids in Dogs. A Ganz. *Federation Proc.* 12, 323-4(1953).
- H 6 Bone Carbonate Turnover. D. L. Buchanan and A. Nakao. *Federation Proc.* 11, 19-20(1952).
- H 7 Comparative Uptake of Br-82 by the Hypophysis and Other Tissues. J. F. Mack and R. A. Shipley. *Proc. Soc. Exptl. Biol. Med.* 80, 18-20(1952).
- H 8 A Comparison of Rates of Incorporation of Iron and of the α -Carbon Atom of Glycine into Hemoglobin. K. I. Altman, T. R. Noonan, S. C. Spraragen, and K. Salomon. *Federation Proc.* 11, 4(1952).
- H 9 Deposition of Mn in the Thyroid Using Mn⁵²⁻⁵⁴. H. D. Bruner, J. D. Perkinson, Jr., and R. L. Hayes. *Federation Proc.* 12, 305-6(1953).
- H 10 Deposition of Radioactive Strontium and the Rare Earth Promethium in the Skeletal Tissues of the Rat. C. W. Asling, D. A. Heller, D. H. Copp, and J. G. Hamilton. *Anat. Record* 103, 420(1949).
- H 11 The Determination and Physiological Disposition of Milontin (N-Methyl- α -Phenylsuccinimide). A. J. Glazko, W. A. Dill, L. M. Wolf, and C. A. Miller. *J. Pharmacol. Exptl. Therap.* 111, 413-24(1954).
- H 12 Disappearance of Isotopically Labeled Gold Colloids from the Circulation of the Dog. C. W. Sheppard, G. Jordan, and P. F. Hahn. *Am. J. Physiol.* 164, 345-50(1951).
- H 13 Distribution of Colloidal Radioactive Chromic Phosphate after Intracavitary Administration in the Rat. J. A. D. Cooper and E. M. Zorn. *J. Lab. Clin. Med.* 42, 867-71(1953).
- H 14 Distribution and Excretion of Radioactivity after Administration of Morphine-N-Methyl C-14 to Rats. C. H. March and H. W. Elliott. *Proc. Soc. Exptl. Biol. Med.* 86, 494-7(1954).
- H 15 Distribution and Excretion of C-14 Labeled Priscoline-HCl in Rats. B. Century, L. E. Ellinwood, J. D. Kohli and J. M. Coon. *J. Pharmacol. Exptl. Therap.* 109, 318-27(1953).
- H 16 Distribution and Excretion of Radioactive Thallium in the Chick Embryo, Rat, and Man. R. K. Barclay, W. C. Peacock and D. A. Karnofsky. *J. Pharmacol. Exptl. Therap.* 107, 178-87(1953).
- H 17 The Distribution and Excretion of Radio-Meperidine in the Albino Rat. N. Plotnikoff. *J. Pharmacol. Exptl. Therap.* 101, 31(1951).
- H 18 The Distribution and Excretion of Stilbamidine-C-14 in Mice. J. C. Reid and J. C. Weaver. *Cancer Research* 11, 188-94(1951).
- H 19 Distribution of Gallium in Man; Autopsy evidence. M. Bruer. *J. Pharmacol. Exptl. Therap.* 101, 4-5(1951).
- H 20 Distribution of Intravenously Injected Ga-67 Citrate Compared with Ga-72 Citrate. H. D. Bruner, J. D. Perkinson, Jr., R. L. Hayes, and C. Wilson. *J. Pharmacol. Exptl. Therap.* 103, 338(1951).
- H 21 The Distribution of 3'-Methyl-(C-14)-4-Dimethylaminoazobenzene in the Rat. D. A. Salzberg, S. Hane, and A. C. Griffin. *Cancer Research* 11, 276(1951).
- H 22 Distribution and Persistence of Dibenzyl-C-14 in the Body. R. M. Horowitz and M. Nickerson. *Federation Proc.* 13, No. 1, 367(1954).
- H 23 Distribution of P-32 Following the Injection of TEPA in Rats. M. L. Crossley, J. B. Allison, R. Wannemacher, J. Migliarese, R. P. Parker, E. Kuh, D. R. Seeger and R. Partridge. *Proc. Soc. Exptl. Biol. Med.* 83, 398-400(1953).
- H 24 Distribution of Radioactive Colchicine in Some Organs of Normal and Tumor-Bearing Mice. A. Back, E. Walaszek, and E. Uyeke. *Proc. Soc. Exptl. Biol. Med.* 77, 667-9(1951).
- H 25 The Distribution of Radioactivity Following Administration of Triethylenimino-s-Triazine-C-14 in Tumor-bearing and Control Mice. M. V. Nadkarni, E. I. Goldenthal and P. K. Smith. *Cancer Research* 14, 559-62(1954).
- H 26 The Distribution of Radioactivity in Mice Following Administration of 3,4-Benzpyrene-5-C-14 and 1,2,5,6-Dibenzanthracene-9,10-C-14. C. Heidelberger and S. M. Weiss. *Cancer Research* 11, 885-91(1951).
- H 27 The Distribution of Radioactivity in the Tissues of Mice Receiving Triphenylbromoethylene-Br-82. G. H. Twombly, E. F. Schoenewaldt, and D. Meisel. *Cancer Research* 11, 780-2(1951).
- H 28 Distribution and Retention of Carrier-Free Radioberyllium in the Rat. C. D. Van Cleave and C. T. Kaylor. *Arch. Ind. Hyg. Occupational Med.* 7, 367-75(1953).
- H 29 The Distribution of Stilbamidine in the Livers of Normal and Sarcoma-bearing Mice. E. L. Bennett, D. E. Paek, B. J. Krueckel, and J. C. Weaver. *Cancer Research* 13, 30-8(1953).

- H 30 Distribution Studies in Gallium 72 in Rats. H. D. Bruner, J. D. Perkinson, Jr., E. R. King, G. A. Andrews, J. B. Nash, and M. Bruce. *Radiology* 61, 555-70(1953).
- H 31 Distribution and Turnover of Cholesterol in Rats Fed 3'-Methyl-4-dimethylaminoazobenzene. W. A. Fish, W. M. Stokes, and F. C. Hickey. *Cancer Research* 14, 433-7(1954).
- H 32 Distribution of Yttrium Administered by Various Routes. G. C. Kyker, E. A. Cress, and G. I. Gleason. *Federation Proc.* 13, No. 1, 245-6(1954).
- H 33 The Effect of Bal on the Excretion and Tissue Distribution of Polonium in Rats. J. B. Hursh. *J. Pharmacol. Exptl. Therap.* 103, 450-59(1951).
- H 34 Effect of a Carcinogenic Azo Dye on Radiophosphorus Turnover in Rat-Liver Nuclei and Cytoplasm. A. C. Griffin, L. Cunningham, E. L. Brandt, and D. W. Kupke. *Cancer* 4, 410-15(1951).
- H 35 Effect of Chemical Agents on Skeletal Content and Excretion of Injected Strontium 89. S. H. Cohn and J. K. Gong. *Proc. Soc. Exptl. Biol. Med.* 83, 550-4(1953).
- H 36 Effect of Cholinesterase and Choline Acetylase Inhibitors on the Potassium Concentration Gradient and Potassium Exchange of Human Erythrocytes. I. M. Taylor, J. M. Weller and A. B. Hastings. *Am. J. Physiol.* 168, 658-65(1952).
- H 37 Effect of Excess Iodide Upon Anterior Pituitary Cytology of the Completely Thyroidectomized Rat and Its Bearing on the Question Extrathyroidal Thyroxine Synthesis. R. F. Hum, R. C. Goldberg and I. L. Chaikoff. *Endocrinology* 49, 21-4(1951).
- H 38 Effect of N-Allyl Normorphine on Excretion of C-14-Labeled Morphine in Mice. L. B. Achor and E. M. K. Geiling. *Proc. Soc. Exptl. Biol. Med.* 84, 688-9(1953).
- H 39 The Effect of Phenothiazine, N. F. (Green) on the Uptake of I-131 by the Rat Thyroid. R. V. Talmage, H. Nachimson, L. Kraitz and J. A. Green. *Science* 118, 191-2(1953).
- H 40 The Effect of Radioactive Colloidal Metallic Gold in the Treatment of "Acute" AK-4 Leukemia in Mice. P. F. Hahn, H. E. Skipper, E. L. Carothers, and L. J. Bernard. *Cancer* 4, 634-6(1951).
- H 41 The Effect of Thyroid-Stimulating Hormone in Acute Thyroiditis. J. Robbins, J. E. Rall, J. B. Trunnell, and R. W. Rawson. *J. Clin. Endocrinol.* 11, 1106-15(1951).
- H 42 Effects of Certain Antithyroid Drugs on the Uptake of Radioactive Iodine by the Frog Thyroid. W. O. Bradley. *Biol. Bull.* 101, 62-70(1951).
- H 43 Enamel Penetration by Radioactive Salts of Zinc, Calcium, Silver, Plutonium, Palladium and Copper. W. W. Wainwright. *J. Am. Dental Assoc.* 43, 664-84(1951).
- H 44 Excretion and Distribution in the Tissues of Rats and Guinea Pigs of P-Chloroacetanilide-C1-36. J. M. Gryder, M. F. Argus, and F. E. Ray. *Federation Proc.* 13, No. 1, 221-2(1954).
- H 45 Excretion of Radioactive C-14 by Rats Given C-14-Phenurone (Phenacetylurea). D. T. Asher, J. D. Taylor and R. K. Richards. *Federation Proc.* 12, 299(1953).
- H 46 Excretion by the Rat of Intravenously injected Ga-72C₁₃ and Ga-72 Citrate. E. R. King, H. D. Bruner, J. D. Perkinson, and J. Gray. *J. Pharmacol. Exptl. Therap.* 101, 21(1951).
- H 47 The Failure of C-14-Formate to Affect the Course of Mouse Leukemia. H. E. Skipper, M. Bell, and J. B. Chapman. *Cancer Research* 12, 371-2(1952).
- H 48 The Fixation of Radioactive Digitoxin by Isolated Hearts. A. Sjoerdsma and C. S. Fischer. *Circulation* 4, 100-4(1951).
- H 49 Gallium Citrate and Radio-gallium ((Ga-72). H. C. Dudley. *J. Am. Chem. Soc.* 72, 3822(1950).
- H 50 Gastro-Intestinal Absorption of Ions. I. Agents Diminishing Absorption of Strontium. N. S. MacDonald, R. E. Nusbaum, F. Ezmirian, R. C. Barbera, G. V. Alexander, P. Spain, and D. E. Rounds. *J. Pharmacol. Exptl. Therap.* 104, 348-53(1952).
- H 51 Hafnium Complexes for Biological Investigation. E. MacDonald and C. T. Bahner. *Proc. Soc. Exptl. Biol. Med.* 83, 801-4(1953).
- H 52 Hemoglobin as a Tracer Antigen in Anaphylaxis. H. D. West, E. W. Chappelle, W. F. Clark and P. F. Hahn. *Am. J. Pathol.* 29, 363-8(1953).
- H 53 Incorporation of Phenylalanine-3-C-14 into Anterior Pituitary Proteins of the Rat. H. A. Levey and S. Roberts. *Federation Proc.* 13, No. 1, 87(1954).
- H 54 Influence of Tumor Extracts on the Distribution Pattern of Radioactive Colchicine. E. J. Walaszek and A. Back. *Federation Proc.* 12, 377(1953).
- H 55 Intracellular Distribution of Digitoxin. S. C. Harvey and G. R. Pieper. *Federation Proc.* 12, 329(1953).
- H 56 Kinetics Concerned with Distribution of Isotopic Water in Isolated Perfused Dog Heart and Skeletal Muscle. J. A. Johnson, H. M. Cavert, and N. Lifson. *Am. J. Physiol.* 171, 687-93(1952).
- H 57 Localization of Antimony in Blood. C. T. Bahner. *Proc. Soc. Exptl. Biol. Med.* 86, 371-3(1954).
- H 58 The Metabolism of 1-C-14-L-Ascorbic Acid in Guinea Pigs. J. J. Burns, H. B. Burch, and C. G. King. *J. Biol. Chem.* 191, 501-14(1951).
- H 59 A Method for Maintaining Bile Production in the Isolated Rat Liver; its Application to the study of the Pharmacology of the Liver. R. W. Brauer and P. Pizzolato. *J. Pharmacol. Exptl. Therap.* 101, 4(1951).
- H 60 Pathogenesis of Alloxan Pulmonary Edema Investigated by Phosphorus 32 and Iodine 131. D. M. Aviado, Jr. *Federation Proc.* 12, 299(1953).

- H 61 Pharmacological Studies of Radiogermanium (Ge 71). II. Inhalation of Dusts. H. C. Dudley. *Arch. Ind. Hyg. Occupational Med.* 8, 528-30(1953).
- H 62 Preliminary Distribution Studies of ^{31}Ga 72 in the Wistar Rat. E. R. King and J. D. Perkinson. *Texas Repts. Biol. Med.* 9, 491-7(1950).
- H 63 The Preparation of 2-Aminonaphthalene-5, 8-C¹⁴ 14 (Radioactive β -Naphthylamine) and the Study of Its Excretion Pattern in Dogs, Rabbits, and Rats. G. H. Twombly and H. Meislich. *Cancer Research* 12, 303(1952).
- H 64 Rates of Transcapillary Movement of Calcium and Sodium and of Calcium Exchange by the Skeleton. W. D. Armstrong, J. A. Johnson, L. Singer, R. I. Lien'e and M. L. Premer. *Am. J. Physiol.* 171, 641-51(1952).
- H 65 Relation of Blood Content and Anticonvulsant Activity of 5-Methyl-5-Phenylhydantoin. J. B. Nash and H. R. Henze. *J. Pharmacol. Exptl. Therap.* 110, 40(1954).
- 66 Renal and Hepatic Excretion of Cobalt 60. C. C. Lee. *Federation Proc.* 12, 84(1953).
- H 67 The Response of Monocytes to Adrenal Cortical Extract. E. H. Tompkins. *J. Lab. Clin. Med.* 39, 365-71(1952).
- H 68 Studies on the Metabolism of 2-Benzovlamino-fluorene-9-C¹⁴ and 2-Acetylaminofluorene-9-C¹⁴ in the Rat. H. R. Gutmann and J. H. Peters. *Cancer Research* 13, 415-21(1953).
- H 69 Retention and Distribution of Radioactive Colloids: A New Technique for Tissue Disintegration and Counting. T. H. Lahr, G. I. Gleason, R. Olson, and D. L. Tabern. *Federation Procs.* 13, No. 1, 246-7(1954).
- H 70 The Tissue Distribution and Excretion of Radioactive Digitoxin. Studies on Normal Rats and Cats, and Rats with Dietary-Induced Myocardial Lesions. C. S. Fischer, A. Sjoerdsma, and R. Johnson. *Circulation* 5, 496-503(1952).
- H 71 The Tissue Distribution and Excretion of Radioactive Hafnium 181 Mandelate in the Rat. C. F. Kittle, E. R. King, and M. Bruce. *J. Pharmacol. Exptl. Therap.* 101, 21(1951).
- H 72 Tissue Localization Response to Radioactive Chromic Phosphate Colloids. L. Seed, J. B. McCormick and G. Milles. *Am. J. Pathol.* 29, 615(1953).
- H 73 Uptake by Duck Erythrocytes of Iron Added to Blood. L. M. Sharpe, P. S. Krishnan and J. R. Klein. *Arch. Biochem. and Biophys.* 35, 409-18(1952).
- H 74 The Uptake of Subcutaneous and Intramuscular Silver-Coated Radioactive Gold Colloids by Lymph Nodes in Dogs. A. H. Jackson, F. E. Staggers and P. F. Hahn. *J. Lab. Clin. Med.* 42, 739-45(1953).
- H 75 The Use of Chelating Agents for Accelerating Excretion of Radioelements. H. Foreman. *J. Am. Pharm. Assoc., Sci. Ed.* 42, 629-32(1953).
- H 76 Volume of Distribution of Radioactive Chloride in Dogs; Comparisons with Sodium, Bromide and Insulin Spaces. J. L. Gamble, Jr., and J. S. Robertson. *Am. J. Physiol.* 171, 659-67(1952).
- H 77 Distribution of Radioactive Thallium in Chicken Embryos and Rats. R. K. Barclay, W. C. Peacock, and D. A. Karnofsky. *Federation Proc.* 10, 159-60(1951).
- H 78 The Effect of 8-Azaguanine and 1,4-Dimethane-Sulfonybutane upon Uptake of P 32 by Tumor Nucleic Acids. J. D. Davidson and B. Freeman. *Proc. Am. Assoc. Cancer Research* 1, 11(1953).
- H 79 The Effect of India Ink on Bromsulphalein Excretion, Phagocytosis and Circulation in the Liver. M. L. Shore and D. B. Zilversmit. *Am. J. Physiol.* 177, 436(1954).
- H 80 The Ethionine-Induced Fatty Liver: Dosage, Prevention and Structural Specificity. D. Jensen, I. L. Chaikoff and H. Tarver. *J. Biol. Chem.* 192, 395-403(1951).
- H 81 Fixation of Metal Ions by Bone Tissue. N. S. MacDonald. *Federation Proc.* 12, 346(1953).
- H 82 Intraprostatic Injection of Radioactive Yttrium Chloride in the Dog. J. A. D. Cooper, G. J. Bulkley, and V. J. O'Connor. *J. Lab. Clin. Med.* 44, 783(1954).
- H 83 Intraprostatic Injection of Radioactive Colloids. I. Distribution and Excretion Following Injection in the Dog. J. A. D. Cooper, G. J. Bulkley, and V. J. O'Connor. *J. Urol.* 71, 624(1954).
- H 84 Intraprostatic Injections of Radioactive Colloids: II. Distribution within the Prostate and Tissue Changes Following Injection in the Dog. G. J. Bulkley, J. A. D. Cooper, and V. J. O'Connor. *Trans. Am. Assoc. Genital Urinary Surg.*, May(1953).
- H 85 Pharmacological Studies of Radiogermanium (Ge-71) II. H. C. Dudley. *Arch. Ind. Hyg. Occupational Med.* 8, 528-30(1953).
- H 86 Studies on Ethionine. II. The Interference with Lipide Metabolism. E. Farber, M. V. Simpson and H. Tarver. *J. Biol. Chem.* 182, 91-9(1950).
- H 87 A Tracer Study of Distribution of Iodoacetate in Rat Tissues. P. R. Thomassen and H. M. Leicester. *Proc. Soc. Exptl. Biol. Med.* 77, 622-4(1951).
- H 88 Xenon Concentration Changes in Brain and Other Body Tissues of the Dog. E. E. Stickley, C. B. Pittinger, E. G. Featherstone, and L. Levy. *J. Pharmacol. Exptl. Therap.* 110, 458-62(1954).
- H 89 Biological Studies on Stable and Radioactive Rare Earth Compounds. I. On the Distribution of Lanthanum in the Mammalian Organism. D. Laszlo, D. M. Ekstein, R. Lewin, and K. G. Stern. *J. Natl. Cancer Inst.* 13, 559-73(1952).
- H 90 Biological Studies on Stable and Radioactive Rare Earth Compounds. II. The Effect of Lanthanum on Mice Bearing Ehrlich Ascites Tumor. R. Lewin, K. G. Stern, D. M. Ekstein,

- L. Woidowsky, and D. Laszlo. *J. Natl. Cancer Inst.* 14, No. 1, August (1953).
- H 91 Distribution of Y-90 in Ascites Tumor Mice Following Intraperitoneal Administration of Yttrium Chloride. R. Lewin, H. E. Hart, J. Greenberg, H. Spencer, K. G. Stern and D. Laszlo. *Science* 119, 880-1(1954).
- H 92 Distribution of Y-90 in Cancer Patients and in Ascites Tumor Mice, Following the Intracavitary Injection of Yttrium. R. Lewin, H. Hart, J. Greenberg, H. Spencer, K. G. Stern and D. Laszlo. *Proc. Am. Assoc. Cancer Research* 1, 28-9(1954).
- H 93 Effect of La-139 and La-140 Chloride on Mice Bearing Ehrlich Ascites Tumors. R. Lewin, H. Spencer, D. M. Ekstein, L. Woidowsky, K. G. Stern, and D. Laszlo. *Cancer Research* 12, 278-9(1952).
- H 94 Effect of Pretreatment with Propyl Thiouracil on Accumulations of Astatine-211 by Thyroid Gland of the Rat. P. W. Durbin, J. G. Hamilton, M. W. Parrott. *Proc. Soc. Exptl. Biol. Med.* 86, 369-71(1954).
- H 95 The Metabolism of Silver in the Rat with Radio-Silver Used as an Indicator. K. G. Scott and J. G. Hamilton. *Univ. Calif. Press*(1950)
- H 96 Studies of Stable and Radioactive Lanthanum in Normal and Tumor-Bearing Mice. D. M. Ekstein and R. Lewin. *Cancer Research* 11, 246(1951).

Injurious Agent Physiology in Animals

- I 1 Biliary Excretion of Selenium in the Dog after Administration of Sodium Selenate Containing Radioselenium. K. P. McConnell and R. G. Martin. *J. Biol. Chem.* 194, 183-90(1952).
- I 2 C-14 Isoniazid Concentration in Normal and Tuberculous Tissues. R. W. Manthei, L. J. Roth, W. R. Barclay, and R. H. Ebert. *Federation Proc.* 12, 348(1953).
- I 3 Distribution of Intravenously Injected Colloidal Radioactive Iron in Iron Proteins of the Normal Rabbit and of Rabbits with Turpentine Abscess and Diphtheria Toxicosis. I. Indovina. *Am. J. Physiol.* 165, 348-51(1951).
- I 4 The Distribution of Radioactive DDT in House Flies. A. W. Lindquist, A. R. Roth, and R. A. Hoffman. *J. Econ. Entomol.* 44, 931-4(1952).
- I 5 Distribution and Retention of Radioberyllium in Lungs of Rats following Intratracheal Injection. C. D. V. Cleave and C. T. Kaylor. *Federation Proc.* 12, 376(1953).
- I 6 The Effect of Added Carrier on the Distribution and Excretion of Soluble Be. J. K. Scott, W. F. Neuman, and R. Allen. *J. Biol. Chem.* 182, 291-8(1950).
- I 7 Effect of Adrenocorticotrophic Hormone on Tissue Distribution and Acute Toxicity of Beryllium. M. R. White, A. J. Finkel, and J. Schubert. *Proc. Soc. Exptl. Biol. Med.* 80, 603-4(1952).
- I 8 Effect of Ba1 on Survival of Rats after Lethal Doses of Polonium. J. B. Hursh. *Proc. Soc. Exptl. Biol. Med.* 79, 210-2(1952).
- I 9 The Effect of 2,4-Dinitrophenol on the Turnover of the Acid-Soluble Phosphorus of Rat Diaphragm. J. Sacks and F. M. Sinex. *Arch. Biochem. and Biophys.* 39, 205-13(1952).
- I 10 The Effect of Perchlorate on the Human Thyroid Gland. J. B. Wyngaarden and J. B. Stanbury. *J. Clin. Endocrinol. Metabolism* 12, 973(1952).
- I 11 The Effect of Thiouracil on the Collection of Radioactive Iodine in Experimentally Induced Thyroid Tumors. W. L. Money, P. J. Fitzgerald, J. T. Godwin, and R. W. Rawson. *Cancer* 6, 111-20(1953).
- I 12 The Effects of Iodide, Perchlorate, Thiocyanate, and Nitrate Administration Upon the Iodide Concentrating Mechanism of the Rat Thyroid. J. B. Wyngaarden, J. B. Stanbury, and B. Rapp. *Endocrinology* 52, 568-74(1953).
- I 13 Factors Contributing to the Difference in Propylthiouracil Goitrogenesis in Rats and Guinea Pigs. C. G. Rand, N. D. Lee, and R. H. Williams. *Proc. Soc. Exptl. Biol. Med.* 78, 307-9(1951).
- I 14 Fixation of Selenium in Dog Leukocytes. K. P. McConnell. *Federation Proc.* 13, No. 1, 262(1954).
- I 15 The Interaction of Carcinogenic Hydrocarbons with Tissue Constituents. I. Methods. W. G. Wiest and C. Heidelberger. *Cancer Research* 13, 246-9(1953).
- I 16 The Interaction of Carcinogenic Hydrocarbons with Tissue Constituents. II. 1,2,5,6-Dibenzanthracene-9,10-C-14 in Skin. W. G. Wiest and C. Heidelberger. *Cancer Research* 13, 250-4(1953).
- I 17 The Interaction of Carcinogenic Hydrocarbons with Tissue Constituents. III. 1,2,5,6-Dibenzanthracene-9,10-C-14 in the Submaxillary Gland. W. G. Wiest and C. Heidelberger. *Cancer Research* 13, 255-61(1953).
- I 18 The Liver Nucleic Acid Incorporation of Adenine-8-C-14 During Azo Dye Carcinogenesis. A. C. Griffin, W. E. Davis, Jr., and M. O. Tiff. *Cancer Research* 12, 707-12(1952).
- I 19 The Metabolism of Methylated Aminoazo Dyes. III. The Demethylation of Various N-Methyl-C-14-Aminoazo Dyes *in Vivo*. J. C. MacDonald, A. M. Plesecia, E. C. Miller, and J. A. Miller. *Cancer Research* 13, 292-7(1953).
- I 20 Production of Pituitary Tumors in Mice by Chronic Administration of a Thiouracil Derivative. G. E. Moore, E. L. Brackney, and F. G. Boek. *Proc. Soc. Exptl. Biol. Med.* 82, 643-5(1953)
- I 21 A Protective Role of Pyridoxin Against the Toxic Effects of P-32. C. Artom, W. E. Cornatzer, and G. T. Harrell, Jr. *Proc. Soc. Exptl. Biol. Med.* 79, 494-7(1952).

- I 22 Studies on the Fate of Nicotine in the Body. VII. Observations on the Excretion of Nicotine and its Metabolites by the Dog. D. R. Bennett, R. E. Tedeschi, and P. S. Larson. *Arch. Intern. Pharmacodyn* 98, 221-7(1954).
- I 23 Studies of Fate of Parathion in Rabbits, Using Radioactive Isotopes Techniques. J. A. Jensen, W. F. Durham, and G. W. Pearce. *Arch. Ind. Hyg. Occupation Med.* 6, 326-31(1952).
- I 24 The Toxicity of Polonium 210 in Mice. I. The Thirty Day LD 50, Retention and Distribution. M. P. Finkel, W. P. Norris, W. E. Kiseleski, and G. M. Hirsch. *Am. J. Roentgenol. Radium Therapy Nuclear Med.* 70, 477-85(1953).
- I 25 Unstained Cell Counts As a Method of Evaluating Cancerocidal Agents. R. O. Vycital, R. Schrek, and T. H. Clarke. *J. Lab. Clin. Med.* 42, 326-34(1953).
- I 26 Applications of Radioisotopes to Studies of Carcinogenesis and Tumor Metabolism. C. Heidelberger. *Advances in Cancer Research* 1, 273-338(1953).
- I 27 The Carcinogenic Aminoazo Dyes. J. A. Miller and E. C. Miller. *Advances in Cancer Research* 1, 340-96(1953).
- I 28 Collection of Radioiodine in Thiouracil-Induced Tumors of the Rat Thyroid. W. L. Money. *Proc. Natl. Cancer Conf., 2nd Conf.*, 487-8(1954).
- I 29 A Comparative Study of Effects of Phenothiazine on the Thyroid Uptake of I-131. H. I. Nachimson, R. H. Benson, J. J. Szafir, R. B. Turner, H. C. Allen, Jr., and R. V. Talmage. *Proc. Soc. Exptl. Biol. Med.* 87, 157(1954).
- I 30 Effect of Aminopterin on Nucleic Acid Metabolism in the Rat. D. A. Goldthwait and A. Bendich. *Federation Proc.* 10, 190(1951).
- I 31 Effect of Salicylates on Experimental Beryllium Poisoning. A. J. Finkel and M. R. White. *Federation Proc.* 11, 344(1952).
- I 32 Effects of p-Aminosalicylic Acid on Thyroid and Adrenal. T. Wong, J. R. Hogness and R. H. Williams. *Proc. Soc. Exptl. Biol. Med.* 82, 598(1953).
- I 33 Effects of Certain Chelating Agents on Survival of Beryllium-Poisoned Mice and on Distribution of Be-7. M. R. White and J. Schubert. *Anat. Record* 117, 529(1953).
- I 34 Effects of Chloramphenicol on Incorporation of Glycine-2-C-14 into Mammalian Tumor Cell Proteins and Purines. G. A. LePage. *Proc. Soc. Exptl. Biol. Med.* 83, 724-6(1953).
- I 35 Effects of a Folic Acid Antagonist on Nucleic Acid Metabolism. B. A. Lowy, J. Davoll and G. B. Brown. *J. Biol. Chem.* 196, 841-52(1952).
- I 36 The Effects of p-Hydroxypropiophenone on the Thyroid Gland of Experimental Animals. W. L. Money, V. Lucas, J. Fager, and R. W. Rawson. *J. Clin. Endocrinol.* 11, 973-7(1951).
- I 37 The Effects of Tumor Growth, X-radiation, and 8-azaguanine on the Incorporation of Adenine into Nucleic Acids of Mice. J. L. Way, H. G. Mandel, and P. K. Smith. *Cancer Research* 14, 812-6(1954).
- I 38 Gallium Chemistry of Biological Interest. J. D. Perkinson, Jr., J. S. Eldridge, and B. M. Cooper. *Radiology* 61, 543-5(1953).
- I 39 An Incident of High Mortality Among Large Rainbow Trout Following Treatment with P. M. A. R. F. Foster and P. A. Olson, Jr. *Progressive Fish Culturist* 13, 129-30(1951).
- I 40 Iron Absorption in Dogs During Anemia Due to Acetylphenylhydrazine. W. B. Stewart, P. S. Vassar, and S. R. Stone. *J. Clin. Invest.* 32, 1225(1953).
- I 41 The Polycythemia Produced in the Rat by Cobalt. N. I. Berlin. *Acta Haematol.* 5, 30-5(1951).
- I 42 Selenium Metabolism. M. A. Heinrich, Jr., and F. E. Kelsey. *Federation Proc.* 13, No. 1, 364(1954).
- I 43 Studies on the Inhibition of Proteolytic Enzymes by Serum. II. Demonstration that Separate Proteolytic Inhibitors Exist in Serum; Their Distinctive Properties and the Specificity of Their Action. N. R. Shulman. *J. Exptl. Med.* 95, 593-603(1952).
- I 44 Studies on the Inhibition of Proteolytic Enzymes by Serum. III. Physiological Aspects of Variations in Proteolytic Inhibition. The Concurrence of Changes in Fibrinogen Concentration with Changes in Trypsin Inhibition. N. R. Shulman. *J. Exptl. Med.* 95, 605-18(1952).
- I 45 Tracer Studies on the Uptake of Cadmium in the Rat Molar. H. M. Leicester, P. R. Thomassen, and G. L. Denzler. *J. Dental Research* 32, 663(1953).
- I 46 Biliary Excretion of a Metabolite (s) of Codeine in the Rat. M. E. Latham. *J. Pharmacol. Exptl. Therap.* 101, 22(1951).
- I 47 Distribution of C-14 Labeled Meperidine in the Albino Rat. N. P. Plotnikoff. *Federation Proc.* 9, 308(1950).
- I 48 The Ethionine-Induced Fatty Liver: Dosage, Prevention and Structural Specificity. D. Jensen, I. L. Chaikoff, and H. Tarver. *J. Biol. Chem.* 192, 395-403(1951).
- I 49 The Distribution and Excretion of S-35 Labeled Sulfobromophthalein-Sodium Administered to Dogs by Continuous Infusion. R. W. Brauer, R. L. Pessotti, et al. *J. Clin. Invest.* 34, 35(1955).
- I 50 Effect of Calcium Salt of Versene upon Metabolism of Plutonium in the Rat. J. G. Hamilton and K. G. Scott. *Proc. Soc. Exptl. Biol. Med.* 83, 301-5(1953).
- I 51 The Effect of Various Pathological Conditions on *in Vivo* Hemoglobin Synthesis. I. Hemoglobin Synthesis in Beryllium-Induced Anemia as Studies with α -14-C Acetate. H. E. Stokinger, K. I. Altman, and K. Salomon. *Biochim. et Biophys. Acta* 12, 439-44(1953).
- I 52 The Effect of Various Pathological Conditions on *in Vivo* Hemoglobin Synthesis. II. Polonium-

- Induced Anemia as Studied with α -C-14 Glycine. R. G. Thomas, K. I. Altman, J. N. Stannard, and K. Salomon. *Radiation Research* 1, 180-8(1954).
- I 53 The Fate of Dibenzylamine in the Body and the Role of Fat in Its Duration of Action. B. B. Brodie, L. Aronow, and J. Axelrod. *J. Pharmacol. Exptl. Therap.* 111, 21(1954).
- I 54 The Metabolism of Arsenic in Laboratory Animals Using As-74 as a Tracer. H. Lanz, P. C. Wallace, and J. G. Hamilton. *Univ. Calif. Press*(1950).
- I 55 Preliminary Observations on Toxicity of Elemental Selenium. R. H. Hall, S. Laskin, P. Frank, E. A. Maynard, and H. C. Hodge. *Arch. Ind. Hyg. and Occupational Med.* 4, 458-64(1951).

General Animal Physiology

- J 1 The Absorption of Thyroxine from the Gastrointestinal Tract of the Rat. A. Albert, A. Tenny and N. Lorenz. *Endocrinology* 50, 374-6(1952).
- J 2 The Accumulation of Phosphate by Fertilized Sea Urchin Eggs. E. L. Chambers and W. E. White. *Biol. Bull.* 106, 297-307(1954).
- J 3 Accumulation of Radioiodine in the Thyroid Gland of Elasmobranchs. T. P. Lin and E. D. Goldberg. *Endocrinology* 48, 485-8(1951).
- J 4 The Action of Thyrotrophic Hormone and Cortisone on the Uptake of I-131 by the Thyroid Gland. F. Verzar and V. Vidovic. *J. Endocrinol.* 8, 321-8(1952).
- J 5 Activity of Thyroid of Cold-Exposed Rats Evaluated by I-131 Uptake and Histometric Studies. B. Catz, I. E. Rawi and E. Geiger. *Am. J. Physiol.* 174, 29-32(1953).
- J 6 Albumin and Globulin Circulation in Experimental Ascites. Relative Rates of Interchange between Plasma and Ascitic Fluid Studied with C-14-Labeled Proteins. F. W. McKee, C. L. Yuile, B. C. Lamson, and G. H. Whipple. *J. Exptl. Med.* 95, 161-72(1952).
- J 7 Alteration in the Dynamics of Transcapillary Exchange from Intravenous Injection of Hyaluronidase. M. D. Turner, C. B. Ferrel, and R. R. Overman. *Federation Proc.* 12, 146(1953).
- J 8 An Analytical Study of *in Vivo* Survival of Limited Populations of Animal Red Blood Cells Tagged With Radioiron. I. W. Brown, Jr., and G. S. Eadie. *J. Gen. Physiol.* 36, 327-43(1953).
- J 9 Anethole, Sodium Salicylate and Glycogen Deposition in Adrenalectomized Fasted Rat. A. Edelmann, R. L. Bogner, and R. Steele. *Federation Proc.* 13, No. 1, 39-40(1954).
- J 10 Application of Perfused Rat Liver Preparation to Isotopic Study. J. W. Archdeacon and M. Bruer. *Proc. Soc. Exptl. Biol. Med.* 81, 325-7(1952).
- J 11 Accumulation of Radioiodine (I-131) in Thyroid Gland of the Hamster Embryo. L. A. Nansborough and H. Seay. *Proc. Soc. Exptl. Biol. Med.* 78, 481-3(1951).
- J 12 Athyroid Joint Disease in Mice of Various Ages. M. Silberberg and R. Silberberg. *Arch. Pathol.* 58, 227-35(1954).
- J 13 Behavior of Radiocalcium in the Rat and the Bovine. S. L. Hansard, C. L. Comar, M. P. Plumlee, and C. S. Hobbs. *J. Animal Sci.* 9, 657(1950).
- J 14 Biliary and Urinary I-131 Excretion in Euthyroid, Hyper- and Hypothyroid Rats Injected with Labeled Thyroxine. H. M. Klitgaard. *Proc. Soc. Exptl. Biol. Med.* 82, 578-9(1953).
- J 15 Blood-Clotting Studies on Dogs Internally Irradiated with Radio-Gold. J. H. Ferguson, G. A. Andrews, and M. Brucher. *Proc. Soc. Exptl. Biol. Med.* 80, 541-5(1952).
- J 16 Blood, Plasma and "Globulin" Space of Guinea Pigs Determined with I-131 Rabbit Globulin. S. P. Masouredis and L. R. Melcher. *Proc. Soc. Exptl. Biol. Med.* 78, 264-6(1951).
- J 17 Blood Volume of Swine. S. L. Hansard, H. E. Sauberlich, and C. L. Comar. *Proc. Soc. Exptl. Biol. Med.* 78, 544-5(1951).
- J 18 Blood Volumes of Ducks Using Human Serum Albumin Labeled with Radioiodine. O. W. Portman, K. P. McConnell, and R. H. Rigdon. *Proc. Soc. Exptl. Biol. Med.* 81, 599-601(1952).
- J 19 Brain Potassium Exchange in Normal Adult and Immature Rats. R. Katzman and P. H. Leiderman. *Am. J. Physiol.* 175, 263-70(1953).
- J 20 Cardiac Output in Monkeys. C. B. Ferrel, M. D. Turner and R. R. Overman. *Federation Proc.* 12, 43(1953).
- J 21 Changes in Adrenal and Pituitary Concentrations of I-131 and P-32 Following Thyroidectomy. J. B. Boatman, J. H. Sunder, C. Russ, and C. Moses. *Proc. Soc. Exptl. Biol. Med.* 78, 250-3(1951).
- J 22 Changes in Concentration of Phosphorus P-32 in the Organs of the Rat Following Unilateral Adrenalectomy. J. B. Boatman, J. H. Sunder and C. Moses. *Federation Proc.* 10, 16(1951).
- J 23 Chemopathology of Hemoglobin Synthesis in Mice with a Hereditary Anemia. K. I. Altman, E. R. Russell, K. Salomon, and J. K. Scott. *Federation Proc.* 12, 168(1953).
- J 24 Circulation of Plasma Proteins: Their Transport to Lymph. L. L. Forker, I. I. Chaikoff, and W. O. Reinhardt. *J. Biol. Chem.* 197, 625-36(1952).
- J 25 Comparative Distribution and Fate of I-131-Labeled Thyroxine and Triiodothyronine. P. Van Arsdell, Jr., J. R. Hogness, R. H. Williams, and N. Elgee. *Endocrinology* 55, 332-43(1954).
- J 26 Comparative Effects of Cortisone and DCA on Ionic Balance and Fluid Volumes of Normal and Adrenalectomized Dogs. A. K. Davis, A. C.

- Bass and R. R. Overman. *Am. J. Physiol.* 166, 493-503(1951).
- J 27 The Comparative Effects of Various Steroids on Lymphoid Tissue of the Rat. W. L. Money, J. Fager and R. W. Rawson. *Cancer Research* 12, 206-10(1952).
- J 28 Comparative Studies Upon the Reticuloendothelial Activity in Different Mice Strains. E. R. Gabrieli. *Federation Proc.* 12, 47(1953).
- J 29 Comparison of *in Vitro* and *in Vivo* Radioiron Uptake by Pigeon Erythrocytes. K. Nakao, I. Plzak and W. Bethard. *Science* 120, 260-2(1954).
- J 30 Conversion of Plasma Protein to Tissue Protein Without Evidence of Protein Breakdown. C. L. Yuile, B. G. Lamson, L. I. Miller, and G. H. Whipple. *J. Exptl. Med.* 93, 539-57(1951).
- J 31 Correlation of Effects of Desoxycorticosterone on Specific Activity Curves of Na-24 and Response to Nor-Epinephrine in Dogs. J. C. Vanatta, I. Danhof and A. F. Reid. *Federation Proc.* 13, No. 1, 155-6(1954).
- J 32 Cutaneous Accumulation and Retention of Hexachlorophene-C-14 (G-11). I. Shemano and M. Nickerson. *Federation Proc.* 13, No. 1 404(1954).
- J 33 Decreased Phosphorylation During Stimulation of the Nervous System. L. G. Abood and R. W. Gerard. *Federation Proc.* 13, No. 1, 1(1954).
- J 34 Depression of the Thyroidal Iodine Uptake by Hypothalamic Lesions. W. F. Ganong, D. S. Fredrickson and D. M. Hume. *J. Clin. Endocrinol. and Metabolism* 14, 773-4(1954).
- J 35 Differential Incorporation of S-35 Methionine by Tumor Cells and Normal Tissue. M. L. Haigler, G. Z. Williams, and J. T. Williams. *Federation Proc.* 12, 389(1953).
- J 36 Diminished P-32 Assimilation by *Trypanosoma equiperdum* in the Rat Late in the Infection. W. Cantrell. *J. Infectious Diseases* 93, 219-21(1953).
- J 37 Direct Tissue Radioautography Technique Applied to Teeth. N. D. Martin and E. S. Slater. *Science* 113, 721-2(1951).
- J 38 Distribution of Cells and Plasma in the Normal and Splenectomized Dog and Its Influence on Blood Volume Estimates with P-32 and T-1824. E. B. Reeve, M. I. Gregersen, T. H. Allen, and H. Sear. *Am. J. Physiol.* 175, 195-203(1953).
- J 39 Distribution, Exchange and Migration of Phosphate Compounds in the Nervous System. A. J. Samuels, L. I. Boyarsky, R. W. Gerard, B. Libet, and M. Brust. *Am. J. Physiol.* 164, 1-15(1951).
- J 40 Distribution of "Extra Plasma" in the Blood of Some Tissues in the Dog as Measured with P-32 and T-1824. T. H. Allen and E. B. Reeve. *Am. J. Physiol.* 218-23(1953).
- J 41 Distribution of Injected Radioiron Among the Tissues and Tissue Fractions of Mice. J. K. Hampton, Jr. *Federation Proc.* 12, 61(1953).
- J 42 Distribution of Phosphorus 32 in the Embryo and Larva of the Frog. L. A. Hansborough and D. Denny. *Proc. Soc. Exptl. Biol. Med.* 78, 437-41(1951).
- J 43 The Distribution of Radioactive Chromium Phosphate in Tissues of Rodents Following Intravenous Injection. E. R. Gabrieli. *Acta Pathol. Microbiol. Scand.* 21, 195-204(1952).
- J 44 Distribution of Radioactive Estrone 16 C-14 in Mice. A. M. Budy. *Federation Proc.* 12, 306(1953).
- J 45 The Distribution of Radioactive Gold Colloid in Rats, Mice, and Transplanted Mouse Tumors. G. Z. Williams, A. C. Stanton, R. M. Jamison, and J. T. Williams. *Southern Med. J.* 43, 1031-8(1950).
- J 46 Distribution of Radioactivity Following Intravenous Administration of Trivalent Chromium 51 in the Rat and Rabbit. L. Krainitz and R. V. Talmage. *Proc. Soc. Exptl. Biol. Med.* 81, 490-2(1952).
- J 47 The Distribution of Thyroxine in Rat Liver Cell Fractions. H. J. Lipner, S. B. Barker, and T. Winnick. *Endocrinology*, 51, 406-11(1952).
- J 48 Distribution of Tissue Fluid in Hearts of Rats Subjected to Anoxia. J. M. Lemley and G. R. Meneely. *Am. J. Physiol.* 169, 61-5(1952).
- J 49 The Drainage of Radioactive Silver Colloids by the Lymphatics Following Intrapulmonary Administration in Dogs. P. F. Hahn, G. Rouser, H. Brummitt, J. Moorehead, and E. L. Carothers. *J. Lab. Clin. Med.* 39, 624-8(1952).
- J 50 Dynamics of Iron Absorption. W. B. Sweet and S. R. Gambino. *Federation Proc.* 13, No. 1., 444(1954).
- J 51 Early Postnatal Changes in Pulmonary Blood Volume of the Guinea Pig. N. B. Evertt. *Am. J. Physiol.* 169, 34-9(1952).
- J 52 Effect of Adrenalectomy, Desoxycorticosterone and Cortisone and Brain Potassium Exchange. P. H. Leiderman and R. Katzman. *Am. J. Physiol.* 175, 271-5(1953).
- J 53. Effect of Adrenalectomy and DCA on the Radioisotope Intramuscular Clearance and Distribution in the Rat. F. R. Franke, J. B. Boatman, and R. S. George. *Angiology* 2, 46-50(1951).
- J 54 Effect of Adrenocortical Hormones on Phospholipid Turnover of Adrenalectomized Dogs. D. B. Zilversmit, N. R. DiLuzio, and M. L. Shore. *Metabolism, Clin. Exptl.* 3, 433-7(1954).
- J 55 Effect of Amphenone "B" on the Function of the Thyroid, Adrenals and Testes. R. H. Williams and J. R. Hogness. *J. Clin. Endocrinol. and Metabolism* 12, 943(1952).
- J 56 The Effect of Anesthetic Agents on the Thyroid Activity of the Rat. A. W. Wase, E. Rapplinger, and W. C. Foster. *Endocrinology* 53, 630-2(1953).
- J 57 Effect of Anesthetic and Convulsant Drugs on P-32 Exchange in Rat Brain. E. Streicher. *Federation Proc.* 13, No. 1, 146(1954).
- J 58 Effect on Bone Grafts of Radioactive Isotopes of Phosphorus. R. T. Odell, C. B. Mueller and J. A. Key. *J. Bone Joint. Surg.* 33-A, 324-32(1951).

- J 59 Effect of Corticotropin, Cortisone and Desoxycorticosterone on Thyroid Weight of the Goitrogen-Treated Rat. J. L. Gabrilove, W. R. Dorance, and L. J. Soffer. *Am. J. Physiol.* 169, 565-7(1952).
- J 60 The Effect of Cortisone and Corticotropin on the Biologic Decay of Thyroidal Radioiodine. A. Albert and A. Tenney. *Endocrinology* 50, 324-6(1952).
- J 61 Effect of Cortisone on the Distribution of Radioiodine in Control, Thyroxine and TSH-Treated Rats. D. M. Woodbury and D. T. Goates. *J. Clin. Endocrinol. and Metabolism* 14, 822(1954).
- J 62 Effect of Cortisone on the Function, Capacity and Activity of the Reticuloendothelial System. J. H. Heller. *Federation Proc.* 12, 65(1953).
- J 63 The Effect of Cortisone on the Thyroidal and Renal Metabolism of Iodine. S. H. Ingbar. *Endocrinology* 53, 171-81(1953).
- J 64 Effect of Decreased Atmospheric Pressure on Blood Volume of Rats. G. R. Fryers. *Am. J. Physiol.* 171, 459-64(1952).
- J 65 Effect of Destruction of Thyroid Glands by Radioactive Iodine on Pancreatic Diabetes in The Dog. W. B. Neal, Jr., L. R. Dragstedt, G. R. Rogers, and G. McKeague. *Am. J. Physiol.* 168, 29-32(1952).
- J 66 Effect of Diphenylhydantoin on Brain Electrolytes in Normal, Hyponatremic and Postical Rats. D. M. Woodbury. *J. Pharmacol. Exptl. Therap.* 106, 425(1952).
- J 67 The Effect of Epinephrine and Thyrotropin on Thyroid Function in Rats. A. L. Botkin and H. Jensen. *Endocrinology* 50, 68-72(1952).
- J 68 Effect of Experimental Athyroidism and Hypothyroidism upon Gastric Secretion in the Rat. D. C. H. Sun, H. Shay, H. Siple, and M. Gruenstein. *Gastro-enterology* 27, 189-200(1954).
- J 69 The Effect of Goitrogen Withdrawal on the Pituitary-Thyroid System of the Guinea Pig. S. A. D'Angelo, C. E. Stevens, K. E. Paschkis, A. Cantarow, F. W. Sunderman, and G. Griedler. *Endocrinology* 54, 565-79(1954).
- J 70 The Effect of Goitrogen Withdrawal on Thyroidal I-131 Uptake in the Rat. S. A. D'Angelo, K. E. Paschkis, and A. Cantarow. *J. Clin. Endocrinol. and Metabolism* 12, 976-7(1952).
- J 71 Effect of Growth and Body Size on Fixed Carbon Turnover. D. L. Buchanan and A. Nakao. *J. Biol. Chem.* 200, 407-16(1953).
- J 72 The Effect of Helium on the Gas Exchange of Mice as Modified by Body Size and Thyroid Activity. D. R. Young and S. F. Cook. *J. Cellular Comp. Physiol.* 42, 319-25(1953).
- J 73 Effect of Hormones on Calcium 45 Accumulation in Various Tissues. L. F. Wolterink, R. L. Cornwall, C. Vinson and L. L. Cole. *Federation Proc.* 12, 158-9(1953).
- J 74 The Effect of Hypophysectomy on the Biologic Decay of Thyroidal Radioiodine. R. V. Randall, N. Lorenz, and A. Albert. *Endocrinology* 48, 339-40(1951).
- J 75 The Effect of Hypophysectomy on the Uptake of Radioactive Iodine by the Thyroid of the Rat. R. V. Randall and A. Albert. *Endocrinology* 48, 327-33(1951).
- J 76 The Effect of Hypothyroidism on the Development of Experimental Uremia. R. T. Marshall and S. Freeman. *Endocrinology* 55, 205-11(1954).
- J 77 The Effect of Iodothiouracil on the Biologic Decay of Thyroidal Radioiodine. A. Albert and E. Ford. *Endocrinology* 50, 272-3(1952).
- J 78 The Effect of Low Iodine Diet on Thyroid Function in the Rat. W. L. Money, J. E. Rall and R. W. Rawson. *J. Clin. Endocrinol. and Metabolism* 12, 1495-505(1952).
- J 79 Effect of Parathyroid Extract on P-32 Excretion in Thyroparathyroid-ectomized Dogs. G. D. Buchanan and R. V. Talmage. *Anat. Record* 117, 622(1953).
- J 80 Effect of Parathyroids on Radio-calcium Uptake and Exchange in Rat Tissues. R. V. Talmage, F. W. Kraitz, and L. Kraitz. *Proc. Soc. Exptl. Biol. Med.* 80, 553-7(1952).
- J 81 The Effect of Particle Size on Blood Clearance and Tissue Distribution of Radioactive Gold Colloids. D. B. Zilversmit, G. A. Boyd, and M. Bruce. *J. Lab. Clin. Med.* 40, 255-260(1952).
- J 82 Effect of Physical Factors on Radiosodium Clearance from Subcutaneous and Intramuscular Sites in Animals. F. R. Franke, J. B. Boatman, R. S. George, and C. Moses. *Proc. Soc. Exptl. Biol. Med.* 74, 417-21(1950).
- J 83. Effect of Starvation on Exchangeable Potassium and Tissue K-42 Content in Rabbits. J. K. Aikawa. *Proc. Soc. Exptl. Biol. Med.* 78, 524-8(1951).
- J 84 Effects of Thyroidectomy on the Uptake of I-131 in the Thymus Gland of the Rat. W. C. Foster, J. H. Van Dyke, and A. W. Wase. *Federation Proc.* 13, No. 1, 46(1954).
- J 85 Effect of Thyroid Hormone on Growth of Thyrotrophin-Secreting Pituitary Tumors. E. L. Gadsden and J. Furth. *Proc. Soc. Exptl. Biol. Med.* 83, 511-4(1953).
- J 86 The Effect of Thyroid Hormone on the Growth of Transplantable Pituitary Tumors. E. L. Gadsden. *J. Tenn. Acad. Sci.* 28, 180(1953).
- J 87 The Effect of Thyroxine and Radioactive Iodine on Resistance of Mice to Infection with Murine Pneumonitis Virus. E. Weiss, J. W. Moulder and M. K. Itatani. *J. Infectious Diseases* 90, 21-9(1952).
- J 88 Effect of Variations of Sodium Intake and of Desoxycorticosterone on the Relationship of Sodium Space to Chloride Space in Dogs. J. L. Gamble, Jr. *Am. J. Physiol.* 175, 276-82(1953).
- J 89 Effect of Various Physical Therapy Measures on Blood Flow. B. F. Randall, C. J. Imig, and H. M. Hines. *Am. J. Physiol.* 167, 819(1951).

- J 90 Effects of Adrenal and Gonadal Products on the Weight and Radioiodine Uptake of the Thyroid Gland in the Rat. W. L. Money, L. Kirschner, L. Kraintz, P. Merrill, and R. W. Rawson. *J. Clin. Endocrinol.* 10, 1282-95(1950).
- J 91 Effects of Adrenalectomy and Dietary NaCl upon Thyroid I-131 Concentration in the Rat. J. B. Boatman, J. H. Sunder, C. Russ, R. D. Cole, and C. Moses. *Federation Proc.* 12, 16-7 (1953).
- J 92 Effects of Alteration in Blood Volume and Venous Hematocrit in Splenectomized Dogs on Estimates of Total Blood Volume with P-32 and T-1824. E. B. Reeve, M. I. Gregersen, T. H. Allen, H. Sear, and W. W. Walcott. *Am. J. Physiol.* 175, 204-10(1953).
- J 93 Effects of Amphenone "B" on Thyroid and Adrenal Functions. J. R. Hogness, N. D. Lee, and R. H. Williams. *Endocrinology* 52, 378-89(1953).
- J 94 Effects of Anoxia on Pressure, Resistance and Blood (P-32) Volume of Pulmonary Vessels. D. M. Aviado, Jr., A. Cerletti, J. Alanis, P. H. Bulle, and C. F. Schmidt. *Am. J. Physiol.* 169, 460-70(1952).
- J 95 The Effects of Continuous Light or Darkness on Thyroid Function in Mice. G. Puntriano, and J. Meites. *Endocrinology* 48, 217-24(1951).
- J 96 Effects of Corticotropin and Convulsion-Inducing Agents on P-32 Uptake of Brain Phospholipids and Total Phosphorus-Containing Compounds. C. Torda. *Federation Proc.* 12, 145(1953).
- J 97 Effects of Cortisone and DCA on Radiosodium Transport in Normal and Adrenalectomized Dogs. R. R. Overman, A. K. Davis and A. C. Bass. *Am. J. Physiol.* 167, 333-40(1951).
- J 98 Effects of Cortisone on Thyroid Function in White Leghorn Cockerels. C. J. Shellabarger. *Anat. Record* 117, 552(1953).
- J 99 The Effects of Hypophysectomy and of Growth Hormone on the Uptake of Radioactive Phosphorus by Tissues. I. I. Geschwind, C. H. Li, and H. M. Evans. *Arch. Biochem. and Biophys.* 31, 168-82(1951).
- J 100 The Effects of Induced Hyperthyroidism and Vitamin B-12 on the Synthesis of Some Phosphate Fractions in the Rat Liver. P. R. Venkataraman and M. T. Friedell. *Endocrinology* 54, 612-9(1954).
- J 101 Effects of a Magnesium-Adenosinetriphosphate Complex on Uptake of Orthophosphate by Rabbit Erythrocytes. H. Jonas. *Federation Proc.* 13, No. 1, 76(1954).
- J 102 Effects of Picrotoxin on Distribution and Excretion of C-14-Labeled Pentobarbital. J. B. Kahn. *Current Researches Anesthesia and Analgesia* 31, 130-5(1952).
- J 103 Effects of Temperature and Surgery Upon the Elimination of Radioiodine in the Rat. W. V. McFarlane. *J. Clin. Endocrinol. and Metabolism* 12, 942(1952).
- J 104 The Effects of Vitamin A and Reichstein's Compound L on the Thyroid, Adrenal and Lymphoid Systems of the Rat. W. L. Money, J. Fager, V. Lucas, and R. W. Rawson. *Endocrinology* 51, 87-93(1952).
- J 105 Electrolyte Composition of Bone and the Penetration of Radiosodium and Deuterium Oxide into Dog and Human Bone. I. S. Edelman, A. H. James, H. Baden, and F. D. Moore. *J. Clin. Invest.* 33, 122-31(1954).
- J 106 Enterohepatic Circulation of Carbon 14 of Cholesterol. M. D. Siperstein, H. H. Hernandez, and I. L. Chaikoff. *Am. J. Physiol.* 171, 297-301(1952).
- J 107 Erythrocyte Life Span in Small Animals Comparison of Two Methods Employing Radioiron. E. L. Burwell, B. A. Brickley, and C. A. Finch. *Am. J. Physiol.* 172, 718-24(1953).
- J 108 An Evaluation of the Effectiveness of Antiperspirant Preparations Using Frog Membrane and Radioactive Tracer Techniques. C. Urakami and J. E. Christian. *J. Am. Pharm. Assoc., Sci. Ed.* 62, 179-80(1953).
- J 109 Excretion and Distribution of Radioactive S-35-Cyclamate Sodium (Sucaryl Sodium) in Animals. J. D. Taylor, R. K. Richards, and J. C. Davin. *Proc. Soc. Exptl. Biol. Med.* 78, 530-3(1951).
- J 110 Excretion of Hydrocortisone-4-C-14. P. M. Hyde and R. H. Williams. *J. Clin. Endocrinol. and Metabolism* 14, 817(1954).
- J 111 Excretion of Phosphate by Isolated Frog Kidney: An Adsorption Semipermeability Model for Maximal Tubular Transport. C. A. M. Hogben and J. L. Bollman. *Am. J. Physiol.* 164, 662-9(1951).
- J 112 Excretion of P-32 in the Bile of Rabbits Following Intravenous Administration. F. B. Moreland, J. H. Gast, and B. Halpert. *Am. J. Clin. Pathol.* 21, 828-30(1951).
- J 113 Factors Governing the Development of the Chick Embryo Thyroid. I. Determination of the Time at which I-131 Collection Begins. J. B. Trunnell and F. T. Brayer. *J. Clin. Endocrinol. and Metabolism* 13, 88-94(1953).
- J 114 Factors Regulating Capillary Blood P-32 Volume in the Lungs. D. M. Aviado, Jr., P. H. Bulle, A. H. Niden, and C. F. Schmidt. *Am. J. Med. Sci.* 223, 461(1952).
- J 115 Fate of I-131 Labeled Bovine Gamma Globulin in Rabbits. F. J. Dixon, S. C. Bukantz, G. J. Dammin and D. W. Talmage. *Federation Proc.* 10, 553-7(1951).
- J 116 Fixed Charge Hypothesis (FCH) for Selective Ionic Accumulation. G. Ling. *Federation Proc.* 12, 88(1953).
- J 117 Fixed Charge Hypothesis for Selective Ionic Accumulation. G. Ling. *Federation Proc.* 13, No. 1, 90(1954).
- J 118 Fluid and Electrolyte Shifts in the Hydrated Adrenalectomized Rat. R. C. Frost and R. V. Talmage. *Endocrinology* 49, 606-12(1951).

- J 119 Function of Transplantable Tumors of the Thyroid Gland in C₃H Mice. S. H. Wollman, H. P. Morris and C. D. Green. *J. Natl. Cancer Inst.* 12, 27-35(1951).
- J 120 Growth Characteristics of Free C-1498 (Granulocytic Leukemia) Tumor Cells in the Peritoneal Fluid and the Blood of C-57 Mice. H. Goldie, C. H. Butler, M. M. Anderson, M. C. Maxwell, and P. F. Hahn. *Cancer Research* 13, 125-9(1953).
- J 121 Half-Lives of Homologous Serum Albumins in Several Species. F. J. Dixon, P. H. Maurer, and M. P. Deichmiller. *Proc. Soc. Exptl. Biol. Med.* 83, 287-8(1953).
- J 122 Hemin Synthesis in Polonium-Induced Anemia in the Rat. R. G. Thomas, K. I. Altman, J. N. Stannard, and K. Selomon. *Federation Proc.* 12, 143-4(1953).
- J 123 Hemodynamic Effects of Serotonin (5-Hydroxytryptamine) Injected into the Pulmonary Artery of Anesthetized Dogs. D. M. MacCanon and S. M. Horvath. *Federation Proc.* 13, No. 1, 92-3(1954).
- J 124 Histo-Physiological Effects of Cortisone on Rat Pituitary and Thyroid. N. S. Halmi and S. B. Barker. *Endocrinology* 51, 127-34(1952).
- J 125 Hormone-Secreting Transplantable Neoplasms of the Pituitary Induced by I-131. J. Furth and W. T. Burnett, Jr. *Proc. Soc. Exptl. Biol. Med.* 78, 222-4(1951).
- J 126 Hyperplasia and Cystic Dilatation of Extrahepatic Biliary Tracts in Mice Bearing Grafted Pituitary Growths. J. Furth, E. L. Gadsden, and A. C. Upton. *Cancer Research* 12, 739-43(1952).
- J 127 Hyperplasia and I-131 Uptake of Guinea Pig Thyroid During and After Chronic Propylthiouracil Treatment. S. A. D'Angelo, K. E. Paschkis, A. Cantarow, A. N. Siegel, and J. L. Rivero-Fontan. *Am. J. Physiol.* 167, 778(1951).
- J 128 Inability of Growth Hormone to Prevent the Anemia which Follows Hypophysectomy. D. C. Van Dyke, M. E. Simpson, J. F. Garcia, and H. M. Evans. *Proc. Soc. Exptl. Biol. Med.* 81, 574-6(1952).
- J 129 Incorporation of C-14 Amino Acids into Peptides by Normal and Diabetic Rat Tissues. M. E. Krahl. *Science* 116, 524(1952).
- J 130 Incorporation of N-15 Into Protein and P-32 Into Nucleic Acid of the Thermally Injured Rat. J. S. Roth. *Am. J. Physiol.* 176, 471-4(1954).
- J 131 Incorporation *in Vitro* of Carbon 14-Labeled Glycine in Individual Cells of Bone Marrow. A. Ficq, F. Gavosto and M. Errera. *Exptl. Cell Research* 6, 69-75(1954).
- J 132 Incorporation *in Vivo* of Carbon 14-Labeled Glycine in Individual Cells on Bone Marrow. F. Gavosto, A. Ficq and M. Errera. *Exptl. Cell Research* 6, 238-9(1954).
- J 133 Increased I-131 Collection by the Thyroid of the Rat in Acute Starvation. B. Catz, I. E. Rawi, and E. Geiger. *Am. J. Physiol.* 172, 291-4(1953).
- J 134 Increased Phagocytic Activity of Reticuloendothelial System Following Foreign Red Cell Administration. E. R. Gabrieli. *Federation Proc.* 13, No. 1(1954).
- J 135 Independence of Capillary Filtration and Tissue Clearance. C. Hyman, S. I. Rapaport, A. M. Saul, and M. E. Morton. *Am. J. Physiol.* 168, 674-9(1952).
- J 136 Influence of Androgens on Synthetic Reactions in Ventral Prostate Tissue. S. J. Nyden and H. G. Williams-Ashman. *Am. J. Physiol.* 172, 588-600(1953).
- J 137 The Influence of Cortisone on the Iodine Concentrating Mechanism of the Rat Thyroid. N. S. Halmi, E. M. Bogdanove, B. N. Spirtos, and H. J. Lipner. *Endocrinology* 52, 233-5(1953).
- J 138 Influence of Different Dietary Protein Levels in Starvation on the Endocrine System of Male and Female Rats. J. Rivero-Fontan, K. E. Paschkis, E. West, and A. Cantarow. *Endocrinology* 51, 100-9(1952).
- J 139 Influence of Drugs on Cat Papillary Muscle. K. S. Lee. *Federation Proc.* 13, No. 1, 378-9(1954).
- J 140 Influence of Growth Hormone (GH) on the Excretion of Water and Electrolytes. A. A. Batts. *J. Clin. Endocrinol. and Metabolism* 14, 835(1954).
- J 141 Inhibition of Active Sodium Transport in the Isolated Frog Skin. F. A. Fuhrman. *Am. J. Physiol.* 171, 266-78(1952).
- J 142 Inhibition of Thyroid Function by Cortisone and ACTH in Hypophysectomized Rats. D. Epstein, A. Cantarow, G. Friedler, and K. E. Paschkis. *Proc. Soc. Exptl. Biol. Med.* 82, 50-3(1953).
- J 143 The Initial Function of the Chick Thyroid Gland with the Use of Radioiodine (I-131). L. A. Hansborough and M. Khan. *J. Exptl. Zool.* 116, 447-53(1951).
- J 144 Internal Water Exchange Rates Following Hemorrhage in Splenectomized Dogs. M. J. Fogelman, P. O'B, Montgomery, and C. A. Moyer. *Am. J. Physiol.* 169, 94-101(1952).
- J 145 Intracellular Localization of I-131 Tagged Lactogenic Hormone in Mammary Gland of the Rabbit. W. F. Williams and C. W. Turner. *Proc. Soc. Exptl. Biol. Med.* 85, 524-5(1954).
- J 146 Intravascular Life Span of the Duck Red Blood Cell as Determined by Radioactive Selenium. K. P. McConnell, O. W. Portman, and R. H. Rigdon. *Proc. Soc. Exptl. Biol. Med.* 83, 140-3(1953).
- J 147 Investigations on the Mechanism of the Anti-Leukemic Action of Urethan Employing Carbon 14 Compounds. H. E. Skipper. *Texas Repts. Biol. Med.* 8, 543-50(1950).

- J 148 Iodine Distribution in Chick Embryos. E. L. Hunt, and P. B. Huff. *J. Tenn. Acad. Sci.* 27, 204(1952).
- J 149 I-131 Distribution in Normal and Hemithyroidectomized Rats Treated with Desoxycorticosterone Acetate. J. B. Boatman, C. Russ, J. H. Sunder, A. Konnerth, and C. Moses. *Endocrinology* 50, 134-9(1952).
- J 150 I-131 Labeled L-Thyroxine. I. An Unidentified Excretion Product in Bile. A. Taurog, F. N. Briggs, and I. L. Chaikoff. *J. Biol. Chem.* 191, 29-34(1951).
- J 151 Kinetics of Deuterium Oxide Exchange in Heart and Muscle. H. M. Cavert. *Federation Proc.* 13, No. 1, 24-5(1954).
- J 152 Kinetics of D₂O Exchange in Isolated Perfused Rat Liver. A. M. Thompson and H. M. Cavert. *Federation Proc.* 13, No. 1, 152(1954).
- J 153 Kinetics of Radiopotassium in the Circulation. W. G. Walker and W. S. Wilde. *Am. J. Physiol.* 170, 401-13(1952).
- J 154 Kinetics of Release of Radioactive Substances from the Frog Sartorius. J. A. Johnson. *Federation Proc.* 13, No. 1, 75-6(1954).
- J 155 Labeled Iron Stores in Study of Iron Liberated During Red Cell Destruction by Acetylphenylhydrazine. H. D. West, P. F. Hahn, W. F. Clark, and E. W. Chappelle. *Am. J. Physiol.* 169, 194-7(1952).
- J 156 Labeled Red Cell and Plasma Protein Distribution Studies in Tourniquet Shocked Mice. R. C. Millican. *Federation Proc.* 13, No. 1, 388-9(1954).
- J 157 Life Span of Naturally Labeled Platelets of Rats. T. T. Odell, Jr., F. N. Gamble and J. Furth. *Federation Proc.* 12, 398-9(1953).
- J 158 Life Span of the Rat Red Blood Cell as Determined by Glycine-2-C-14. N. I. Berlin, L. M. Meyer, and M. Lazarus. *Am. J. Physiol.* 165, 565-7(1951).
- J 159 Life Span of the Red Blood Cell in the Hypophysectomized Rat. N. I. Berlin, D. C. Van Dyke, and C. Lotz. *Proc. Soc. Exptl. Biol. Med.* 82, 287-8(1953).
- J 160 Life Span of *In Vivo* Labeled Transfused Platelets. T. T. Odell, Jr., F. G. Tausche, and J. Furth. *Federation Proc.* 13, No. 1, 440(1954).
- J 161 Localization of Radioactive L-Thyroxine in the Neurohypo-Physis. J. M. Jensen and D. E. Clark. *J. Lab. Clin. Med.* 38, 663-70(1951).
- J 162 Localization of Radioactivity After Administration of Labeled Prolactin Preparations to the Female Rat. M. Sonnenberg, W. L. Money, A. S. Keston, P. J. Fitzgerald, and J. T. Godwin. *Endocrinology* 49, 709-19(1951).
- J 163 Localization of Radioactivity in the Lung and the Lymph Nodes. J. R. Bryant, H. F. Berg, and W. M. Christophersen. *J. Thoracic Surg.* 26, 221-31(1953).
- J 164 Localization of Radioactivity in the Rat Prostate After the Administration of Labeled Prolactin Preparations. M. Sonnenberg, W. L. Money, and R. W. Rawson. *J. Clin. Endocrinol. and Metabolism* 14, 832(1954).
- J 165 Mean Red Cell Life of Rats Exposed to Reduced Barometric Pressure. G. R. Fryers and N. I. Berlin. *Am. J. Physiol.* 171, 465-70(1952).
- J 166 Measurement of Cardiac Output in the Dog by the Simultaneous Injection of Dye and Radioactive Red Cells. H. C. Lawson, W. F. Cantrell, J. E. Shaw, D. L. Blackburn, and S. Adams. *Am. J. Physiol.* 170, 277-84(1952).
- J 167 Measurements of Radioisotopes in Blood Applied to Determinations of the True Hematocrit. W. D. Armstrong, L. Singer, and B. R. Dunshee. *Proc. Soc. Exptl. Biol. Med.* 80, 639-42(1952).
- J 168 The Mechanism of the Osmotic Adjustment of the Body Cells. A. Leaf, J. Y. Chatillon, O. Wrong, and E. P. Tuttle, Jr. *J. Clin. Invest.* 33, 952(1954).
- J 169 A Method for Determining Blood Volume of the Rat Using Radioactive Phosphorus. P. O'B. Montgomery. *Proc. Soc. Exptl. Biol. Med.* 77, 445-7(1951).
- J 170 Modification of Thyroid Activity in Absence of the Anterior Pituitary Gland. R. C. Goldberg, R. O. Greep, and L. B. Nay, Jr., *Proc. Soc. Exptl. Biol. Med.* 84, 621-4(1953).
- J 171 Myxedema in the Radio-Thyroidectomized Dog. R. C. Goldberg and I. L. Chaikoff. *Endocrinology* 50, 115-23(1952).
- J 172 Nature of the Stimulating Action of Insulin on Lipogenesis from Acetate in Fasted Rat Liver. M. S. Masri, I. Lyon, and I. L. Chaikoff. *J. Biol. Chem.* 197, 621-4(1952).
- J 173 Non-Thyroglobulin Iodine of the Thyroid Gland. W. Tong, A. Taurog and I. L. Chaikoff. *J. Biol. Chem.* 191, 665-75(1951).
- J 174 Non-Thyroglobulin Iodine of the Thyroid Gland. II. Inorganic Iodide. A. Taurog, W. Tong and I. L. Chaikoff. *J. Biol. Chem.* 191, 677-82(1951).
- J 175 Nutritional Factors in Fatty Acid Synthesis by Tissue Slices *in Vitro*. G. Medes, A. Thomas, and S. Weinhouse. *J. Biol. Chem.* 197, 181-91(1952).
- J 176 Observations with Radioactive Hydrogen (H-3) in Experimental Atherosclerosis. M. W. Biggs and D. Kritchevsky. *Circulation* 4, 34-42(1951).
- J 177 Oral Administration of Vitamin B-12 Containing Cobalt 60 to Rats. B. F. Chow, C. Rosenblum, R. H. Silber, D. T. Woodbury, R. Yamamoto, and C. A. Lang. *Proc. Soc. Exptl. Biol. Med.* 76, 393-5(1951).
- J 178 Organ Erythrocyte and Plasma Volumes of Tumor-bearing Mice. The Oligemia of Neoplasms. R. H. Storey, L. Wish and J. Furth. *Cancer Research* 11, 943-7(1951).
- J 179 The Origin of Aortic Phospholipid in Rabbit Atheromatosis. D. B. Zilversmit, M. I. Shore and R. F. Ackerman. *Circulation* 9, 581-5(1954).
- J 180 Over-All Tracer Studies with C-14-Labeled Nitrogen Mustard in Normal and Leukemic

- Mice. H. E. Skipper, L. L. Bennett, Jr. and W. H. Langham. *Cancer* 4, 1025-7(1951).
- J 181 Parametrial Injection of Colloidal Gold (Au-198) in the Monkey. J. F. Nolan, E. G. Jones and R. H. Neil. *Am. J. Roentgenol. Radium Therapy Nuclear Med.* 69, 805-12(1953).
- J 182 Pathologic Physiology of Mammalian Blood Platelet Utilizing P-32 Tagged Rabbit Platelets. J. F. Mueller. *Proc. Soc. Exptl. Biol. Med.* 83, 557-61(1953).
- J 183 Penetration of Intact Frog Nerve by Ions and Sucrose. A. M. Shanes and M. D. Berman. *Federation Proc.* 12, 130-1(1953).
- J 184 Penetration of the Intact Frog Nerve Trunk by Potassium, Sodium, Chloride and Sucrose. A. M. Shanes and M. D. Berman. *J. Cellular Comp. Physiol.* 41, 419-50(1953).
- J 185 The Penetration of Radioactive Phosphate into Marine Eggs. S. C. Brooks and E. L. Chambers. *Biol. Bull.* 106, 279-96(1954).
- J 186 Percutaneous Absorption of Tritium Oxide. C. W. DeLong, R. C. Thompson, and H. A. Kornberg. *Am. J. Roentgenol. Radium Therapy Nuclear Med.* 71, 1038-45(1954).
- J 187 Permeability of the Bladder to Water Studied by Means of Isotopes. J. A. Johnson, H. M. Cavert, N. Lifson and M. B. Visscher. *Am. J. Physiol.* 165, 87-92(1951).
- J 188 The Permeability of Nucleated and Enucleated Fragments of Amoeba Proteus to D₂O. D. M. Prescott and D. Mazia. *Exptl. Cell Research* 6, 117-26(1954).
- J 189 Permeability and Structure of Inert Porous Membranes. E. M. Renkin. *Federation Proc.* 13, No. 1, 116-7(1954).
- J 190 The Permissive Role of Adrenal Steroids in Protein Anabolism. N. D. Lee. *J. Clin. Endocrinol. and Metabolism* 14, 824(1954).
- J 191 Phosphate Turnover Rates in the Red Blood Cells of Normal and Cancerous Mice. A. F. Reid, E. B. Ryan, S. E. Jones, and J. A. Sorenson. *Cancer* 4, 1028-9(1951).
- J 192 Physiological Disposition of Radiophosphorus Labeled Leucocytes. W. V. C. Leahy, T. F. McNickle, and P. K. Smith. *Federation Proc.* 13, No. 1, 378(1954).
- J 193 Possible Interrelationship of Digitoxin and Calcium Studied With Radiocalcium on the Isolated Guinea Pig Heart. S. C. Harvey and E. E. Daniel. *J. Pharmacol. Exptl. Therap.* 106, 394(1952).
- J 194 Potassium Exchange in Red Blood Cells of the Duck. D. C. Tosteson and J. S. Robertson. *Federation Proc.* 12, 145(1953).
- J 195 Potassium Uptake by the Dog Erythrocyte. H. S. Frazier, A. Sicular, and A. K. Solomon. *J. Gen. Physiol.* 37, 631-41(1954).
- J 196 Potency and Duration of Action of Triiodothyronine and Thyroxine in Rats and Mice. B. G. Anderson. *Endocrinology* 54, 659-65(1954).
- J 197 Prevention of Neonatal Anemia in the Rat by a Pituitary Erythropoietic Factor. A. N. Contopoulos and J. H. Lawrence. *Federation Proc.* 13, No. 1, 29(1954).
- J 198 A Procedure for Functional Hepatectomy of the Unanesthetized Fowl. R. E. Ranney, I. L. Chaikoff, and E. L. Dobson. *Am. J. Physiol.* 165, 588-95(1951).
- J 199 Proportion of "Extra Plasma" in the Eviscerate Dog. M. I. Gregersen, L. J. Cizek, and T. H. Allen. *Am. J. Physiol.* 175, 224-6(1953).
- J 200 Pulmonary Distribution of Radioactive Particles in Rabbits After Inhalation and Intravenous Injection. G. V. Taplin, J. S. Grevior, M. L. Gautschi, C. Finnegan, and A. Dunn. *Ann. Allergy* 9, 703-13, 726(1951).
- J 201 Quantitative Effects of Thyrotrophic Hormone on I-131 Accumulation in Thyroid and Plasma Proteins of Hypophysectomized Rats. B. N. Ghosh, D. M. Woodbury, and G. Sayers. *Endocrinology* 48, 631-42(1951).
- J 202 Quantitative Relationship Between Growth of Pituitary Tumors Secreting TSH and Thyroid Function. TSH Bioassay in Mice. J. Furth, W. T. Burnett, Jr., and E. L. Gadsden. *Federation Proc.* 12, 387-8(1953).
- J 203 Quantitative TSH Assays of Normal Pituitaries and Pituitary Tumors of Mice. W. T. Burnett, Jr., B. Anderson, E. L. Gadsden, and J. Furth. *Federation Proc.* 13, No. 1, 21(1954).
- J 204 A Radioactive Tracer Study of Phosphorylated Choline as a Possible Neuro-Humoral Agent. J. G. Adams and T. R. Sherrod. *J. Pharmacol. Exptl. Therap.* 103, 337(1951).
- J 205 Radioiodide-Concentrating Ability of Transplantable Tumors of the Thyroid Gland in C₃H Mice. S. H. Wollman, R. O. Scow and H. P. Morris. *J. Natl. Cancer Inst.* 14, 593-605(1953).
- J 206 Radioiodine Concentrations and Clearances in Rats Receiving Iodine, Thyroid and Propylthiouracil. J. B. Boatman and C. Moses. *Endocrinology* 48, 413-22(1951).
- J 207 Radiomanganese Studies on the Mouse, Rat and Pancreatic Fistula Dog. W. T. Burnett, Jr., R. R. Bigelow, A. W. Kimball, and C. W. Sheppard. *Am. J. Physiol.* 168, 620-5(1952).
- J 208 Radiosulfate Space of Muscle. M. Walser, D. W. Seldin and A. Grollman. *Am. J. Physiol.* 176, 322-4(1954).
- J 209 Rapid Serial Recording of Concentrations in the Blood Circulation and in Perfusion Systems: The Effluogram. J. M. O'Brien and W. S. Wilde. *Science* 116, 193-4(1952).
- J 210 Rate of Absorption of Radioactive Calcium and Strontium from the Intestine. L. F. Wolterink and L. L. Cole. *Federation Proc.* 13, No. 1, 166-7(1954).
- J 211 Rate of Potassium Exchange in the Rat Erythrocyte. J. M. Weller and I. M. Taylor. *Proc. Soc. Exptl. Biol. Med.* 78, 780-2(1951).

- J 212 Rate of Uptake of Fluid from Alveolus Measured with Radioisotopes: Comparison of Rapid Rate for Water with Slower Rate for Saline. G. R. Meneely, G. Qualls, and H. J. Curtis. *Am. J. Physiol.* 167, 809(1951).
- J 213 Rate of Uptake of Fluid From Lung Measured with Radioisotopes: Comparison of Rapid Rate for Water With Slower Rate for Saline. G. Qualls, H. J. Curtis, and G. R. Meneely. *Am. J. Physiol.* 172, 221-5(1953).
- J 214 Rates of Development and Regression of Changes During and After Prolonged Cortisone Administration in Rats. O. Bodansky and W. L. Money. *Endocrinology* 55, 173-85(1954).
- J 215 The Reciprocal Effects of TSH and Thyroxine Upon the Iodine Concentrating Capacity of Rat Thyroids. S. H. Ingbar and J. Roberts. *J. Clin. Endocrinol. and Metabolism* 12, 975-6(1952).
- J 216 Redistribution of Total Body Albumin and Electrolytes in Mice After Thermal Burns. S. E. Lasker, C. L. Fox, Jr., and J. M. Winfield. *Federation Proc.* 13, No. 1, 84-5(1954).
- J 217 Reestablishment of Function in Transplanted Thyroid Glands of Mice. D. Bennett and A. Gorbman. *Endocrinology* 49, 310-7(1951).
- J 218 Relation Between the Hypophysis and the Thyroid Gland: Experiments with Radio-active Iodine. A. Jentzer. *Acta Endocrinol.* 12, 264-70(1953).
- J 219 Relation of Uptake of Radiophosphorus into Nucleic Acids of Developing Chick Embryos. K. M. Stevens. *Cancer Research* 12, 62-4(1952).
- J 220 Relationship Between Ferritin and Hemosiderin in Iron Storage and Iron Mobilization. B. W. Gabrio, A. Shoden, and C. A. Finch. *Federation Proc.* 12, 47-8(1953).
- J 221 The Relative Amounts of Cytoplasmic Particles and Supernatant and of Phosphorus Compounds in Liver and Liver Tumors. S. Albert and R. M. Johnson. *Cancer Research* 14, 271-6(1954).
- J 222 Removal of Radioactive Gold Colloid by the Perfused Mammalian Liver. R. C. Little and H. B. Kelly. *Am. J. Physiol.* 173, 265-9(1953).
- J 223 Removal From Skin of Plasma Protein Labeled With Radioactive Iodine. R. P. Jepson, F. A. Simeone and B. M. Dobyns. *Am. J. Physiol.* 175, 443-8(1953).
- J 224 Renal Extraction Ratio of Radioactive Diodrast in Anesthetized Dogs. H. D. Bruner. *J. Pharmacol. Exptl. Therap.* 101, 5(1951).
- J 225 Respiratory Burns with Special Reference to Pulmonary Edema and Congestion. D. M. Aviado, Jr. and C. F. Schmidt. *Circulation* 6, 666-80(1952).
- J 226 Role of Erythrocyte in Blood Iodine Transport Using Radioiodine I-131. J. B. Boatman and C. Moses. *Am. J. Physiol.* 164, 783-5(1951).
- J 227 The Role of the Hypothalamus in the Control of Thyroid Function. M. A. Greer. *J. Clin. Endocrinol. and Metabolism* 12, 1259-68(1952).
- J 228 The Role of the Lungs in the Removal of Transfused Lymphocytes. A. S. Weisberger, R. A. Guyton, R. W. Heinle, and J. P. Storaasli. *Blood* 6, 916-25(1951).
- J 229 The Role of Methionine as a Methyl Donor for Choline Synthesis in the Chick. K. A. Burke, R. F. Nystrom, and B. C. Johnson. *J. Biol. Chem.* 188, 723(1951).
- J 230 A Simple Procedure for Determination of the Approximate Lymph Space. R. H. Storey, J. Moshman, and J. Furth. *Science* 114, 665-7(1951).
- J 231 Simultaneous Determinations in Splenectomized Dogs of Cell Volume With C¹⁴O and P-32 and Plasma Volume With T-1824. W. S. Root, T. H. Allen, and M. I. Gregersen. *Am. J. Physiol.* 175, 233-5(1953).
- J 232 Simultaneous Measurement in Dogs of Plasma Volume With I-131 Human Albumin and T-1824 With Comparisons of Their Long Term Disappearance From the Plasma. H. Sear, T. H. Allen, and M. I. Gregersen. *Am. J. Physiol.* 175, 240-2(1953).
- J 233 Simultaneous Measurements of Cell Volume with Fe-55 and P-32 in Splenectomized Dogs. J. L. Nickerson, H. Sear and E. B. Reeve. *Am. J. Physiol.* 175, 230-2(1953).
- J 234 Sodium Flux through Fish Gills. D. K. Meyer. *Federation Proc.* 10, 91(1951).
- J 235 Sodium Flux Through the Gills of Goldfish. D. K. Meyer. *Am. J. Physiol.* 165, 580-7(1951).
- J 236 Some Studies Concerning the Pathologic Physiology of the Mammalian Blood Platelet Utilizing P-32-Tagged Rabbit Platelets. J. F. Mueller. *J. Lab. Clin. Med.* 40, 925-6(1952).
- J 237 On the Specificity of Hypervolemia and Congestive Changes in Tumor-Bearing Mice. J. Furth and J. Moshman. *Cancer Research* 11, 543-51(1951).
- J 238 Spontaneous Thyroidal Tumors in the Swordtail *Xiphophorus montezumae*. A. Gorbman and M. Gordan. *Cancer Research* 11, 184-7(1951).
- J 239 The Storage of Elements in the Skeleton. J. Duckworth and R. Hill. *Nutrition Abstr. & Revs.*, 23, 1-17(1953).
- J 240 Studies in the Blockage of the Reticulo-Endothelial System. E. R. Gabrieli and H. Holmgren. *Acta Pathol. Microbiol. Scand.* 31, 205-11(1952).
- J 241 Studies on the Blood-Brain Barrier with Radioactive Phosphorus. L. Bakay. *Arch. Neurol. Psychiat.* 66, 419-26(1951).
- J 242 Studies on Blood-Brain Barrier with Radioactive Phosphorus. III. Embryonic Development of the Barrier. L. Bakay. *Arch. Neurol. Psychiat.* 70, 30-9(1953).
- J 243 Studies on Ergothioneine. D. B. Melville, W. H. Horner and C. C. Otken. *Federation Proc.* 12, 246(1953).

- J 244 Studies with Labeled Anterior Pituitary Preparations: Adrenocorticotropin. M. Soneberg, A. S. Keston and W. L. Money. *Endocrinology* 48, 148-61(1951).
- J 245 Studies on the Relationship of Metabolic Fate and Hormonal Effects of D, L-Methadone to the Development of Drug Tolerance. Chem-Yu Sung, E. L. Way, and K. G. Scott. *J. Pharmacol. Exptl. Therap.* 107, 12-23(1953).
- J 246 Studies of Vaginal Keratinization with the Aid of Radiocystine. H. A. Bern, D. R. Harkness and S. M. Blair. *J. Clin. Endocrinol. and Metabolism* 14, 797(1954).
- J 247 The Study of the Absorption of Sodium Ions in the White Rat Using Radioactive Tracer Techniques. W. L. Madison and J. E. Christian. *J. Am. Pharm. Assoc.* 39, 689-92(1950).
- J 248 A Study of Biological Variability: the Distribution of P-32 in the Phosphorus Compounds of the 8-day Chick Embryo. E. K. Kelly and H. Branson. *Poultry Sci.* 31, 466-73(1952).
- J 249 Study of Early Phases of Calcification in Bone with Radioactive Phosphorus. A. A. Angrist, A. W. Schwarz, S. S. Brodie and A. J. Shapiro. *Bull. Hosp. Joint Diseases* 12, 87-109(1951).
- J 250 A Study of the Effect of Certain Astringents on the Permeability of Frog Skin Using Radioactive Tracer Techniques. R. E. Lux and J. E. Christian. *J. Am. Pharm. Assoc., Sci., Ed.* 40, 160-2(1951).
- J 251 A Study of Various Influences on the Iodide Concentrating Mechanism of the Rat Thyroid. N. S. Halmi, B. N. Spirtos, E. M. Bogdanove, and H. J. Lipner. *Endocrinology* 52, 19-32(1953).
- J 252 A Study of the Viability of Autogenous Frozen Bone Grafts by Means of Radioactive Phosphorus. C. L. Kiehn, H. Friedell, J. Benson, M. Berg, and D. M. Glover. *Ann. Surg.* 132, 427-31(1950).
- J 253 Synergistic Effect of Phosphorus-32 and Colloidal Gold-198 on Survival in Male Albino Rats. H. L. Friedell and J. H. Christie. *Proc. Soc. Exptl. Biol. Med.* 76, 208-10(1951).
- J 254 A Technique for Quantitative Evaluation of the Effects of Anabolic and Catabolic Hormonal Agents. G. D. Michaels, E. Osawa, C. Baker, and L. W. Kinsell. *J. Clin. Endocrinol. and Metabolism* 14, 833(1954).
- J 255 A Test for the Penetration of Ca-45 through the Integument of Hairless Mice. G. E. Folk, Jr., and P. Jawley. *Anat. Record* 117, 599(1953).
- J 256 Testing Blood Plasma to Tissue Exchange Rate by Urine Isotope Ratio: Inorganic Phosphate. H. D. Friedlander and W. S. Wilde. *Am. J. Physiol.* 164, 159-66(1951).
- J 257 A Theoretical Model for Phosphorus Transport During Early Embryonic Growth. H. T. Epstein and J. J. Wolken. *J. Cellular Comp. Physiol.* 37, 195-209(1951).
- J 258 Thiopental and Iodine Metabolism of the Thyroid. A. W. Wase, W. C. Foster, and F. Replinger. *Federation Proc.* 13, No. 1, 160(1954).
- J 259 Thyroidal Iodine Accumulation of Several Species of Fresh and Brackish Water Teleost Fishes. A. Gorbman, O. Berg, and C. W. Creaser. *Anat. Record* 117, 535(1953).
- J 260 The Thyroidal Uptake, Retention and Iodine Pool in Rats Under Controlled Iodide Diet. W. A. Fish, H. Carlin, and F. C. Hickey. *Endocrinology* 51, 282-92(1952).
- J 261 Tissue Clearance as a Measure of Nutritive Blood Flow and the Effect of Lumbar Sympathetic Block upon Such Measures in Calf Muscle. S. I. Rapaport, A. Saul, C. Hymn, and M. E. Morton. *Circulation* 5, 594-604(1952).
- J 262 Tissue Distribution of Injected Radioactive Colloidal Chromic Phosphate (CrP-3204). J. B. McCormick, G. Milles, B. Jaffe, and L. Seed. *Arch. Pathol.* 58, 187-201(1954).
- J 263 Tracer Study of Distribution of Iodoacetate in Rat Tissues. P. R. Thomassen and H. M. Leicester. *Proc. Soc. Exptl. Biol. Med.* 77, 622-4(1951).
- J 264 Transbronchial Instillation of Radioactive Gold Colloid in the Lung of the Dog. Distribution Studies, Survival and Pathology. G. R. Meneely, S. H. Auerbach, C. C. Woodcock, R. C. Kory and P. F. Hahn. *Am. J. Med. Sci.* 225, 172-7(1953).
- J 265 Transport of Potassium by Dog Erythrocytes. H. S. Frazier, A. Sicular and A. K. Solomon. *Federation Proc.* 12, March(1953).
- J 266 Transport of Radioactive Iron in Intestinal Lymph. R. E. Peterson and J. D. Mann. *Am. J. Physiol.* 169, 763-6(1952).
- J 267 Turnover of Bone Carbonate. D. L. Buchanan and A. Nakao. *J. Biol. Chem.* 198, 245-57(1952).
- J 268 Uptake and Conversion of Radioactive Iodine (I-131) by Thyroid Gland *in Vivo* and *in Vitro* in Tourniquet Shock in Rats. M. W. Hamolsky, Z. S. Gierlach, and H. Jensen. *Am. J. Physiol.* 164, 35-43(1951).
- J 269 Uptake of Radioiron in Tissue Storage Compounds in Normal and Hemosiderotic Mice and Its Utilization for Erythropoiesis. J. K. Hampton, Jr. *Am. J. Physiol.* 176, 20-4(1954).
- J 270 Uptake and Retention of Fixed Carbon in Adult Mice. D. L. Buchanan. *J. Gen. Physiol.* 34, 737-59(1951).
- J 271 The Uptake of Vanadium by Tunicates. E. D. Goldberg, W. McBlair and K. M. Taylor. *Biol. Bull.* 101, 84-94(1951).
- J 272 Uber die Verwendung Radiojod (J-131) als Indikator der Schilddrusenfunktion nach Einwirkung von Gonadotropin, mannlichem und weiblichem Secuhalhormon. J. H. Muller and H. Aeppli. *Experientia* 7, 297(1949).

- J 273 Use of C-14-Labeled Amino Acids in the Study of Peptide Bond Synthesis. I. D. Frantz, Jr., and A. B. Zamecnik. *Symposia on Nutrition* 2, 94-107(1950).
- J 274 Use of Radioactive Phosphorus (P-32) to Measure the Severity of Radiant Energy Burns to the Rabbit Ear. C. M. Neil. *Federation Proc.* 13, No. 1, 104(1954).
- J 275 The Use of Radiosotopes as Tracers in Cigarette Smoke. W. A. Wolff, E. G. Purdom and J. A. Isenhower. *N. Carolina Med. J.* 15, 159-63 (1954).
- J 276 Utilization of C¹⁴O₂ by Developing Amphibian Embryos, with Special Reference to Regional Incorporation into Individual Embryos. R. A. Flickinger. *Exptl. Cell Research* 6, 172-80(1954).
- J 277 Validity of Cell and Blood Volume Measurements in the Bled Splenectomized Dog. E. B. Reeve, M. I. Gregersen, T. H. Allen, H. Sear, and W. W. Walcott. *Am. J. Physiol.* 175, 211-7(1953).
- J 278 Vasodilation and Vasoconstriction Studies with P-32. R. M. Sodaro and C. W. Sheppard. *Nucleonics* 8, No. 6, 40-1(1951).
- J 279 The Velocity at Which Radioactive Colloids Disappear From the Blood. Studies on the Function of the Reticulo-Endothelial System. E. R. Gabrieli. *Acta Physiol. Scand.* 23, 283-90(1951).
- J 280 The *in Vivo* Determination of the Biological Decay of Thyroidal Radioiodine. A. Albert. *Endocrinology* 48, 334-8(1951).
- J 281 *In Vivo* Interconversion of Thyroxine and Triiodothyronine. J. R. Hogness, P. Van Arsdell, Jr., and R. H. Williams. *J. Clin. Endocrinol. and Metabolism* 14, 772(1954).
- J 282 *In Vivo* Measurement of Thyroidal I-131 Uptake and Release in the Guinea Pig. C. E. Stevens and S. A. D'Angelo. *Federation Proc.* 13, No. 1, 145-6(1954).
- J 283 Water Filtration by the Bay Scallop, *Pecten irradians*, as Observed with the Use of Radioactive Plankton. W. A. Chipman and J. G. Hopkins. *Biol. Bull.* 107, 80-91(1954).
- J 284 The Abundance and Rate of Turnover of Trace Elements in Laboratory Mice with Neoplastic Disease. C. A. Tobias, R. Wolfe, R. Dunn, and I. Rosenfeld. *Acta Union Internationale Contre le Cancer* 7, 874-81(1952).
- J 285 Biochemical Differentiation of the Fetal Thyroid Gland of the Rabbit. A. J. Waterman and A. Gorbman. *Anat. Record* 120, Suppl. 764(1954).
- J 286 Biophysical Approaches to Atherosclerosis. J. W. Gofman. *Advances in Biol. and Med. Phys.* 2, 269-80(1951).
- J 287 Blood Flow and Transcapillary Exchange in Hemorrhagic Shock (Fe-55 Tagged Red Cells). A. H. Williams, H. K. Sherwood, and A. Einheber. *J. Clin. Invest.* 32, 612(1953).
- J 288 The Chloride Transport System of the Gastric Mucosa. C. A. M. Hogben. *Proc. Natl. Acad. Sci.* 37, 393(1951).
- J 289 Chronic Sodium Chloride Toxicity in the Albino Rat. I. Growth on a Purified Diet Containing Various Levels of Sodium Chloride. G. R. Meneely, R. G. Tucker, and W. J. Darby. *J. Nutrition* 48, 489(1952).
- J 290 Chronic Sodium Chloride Toxicity in the Albino Rat. II. Occurrence of Hypertension and a Syndrome of Edema and Renal Failure. G. R. Meneely, R. G. Tucker, W. J. Darby, and S. H. Auerbach. *J. Exptl. Med.* 98, 71(1953).
- J 291 Chronic Sodium Chloride Toxicity: Hypertension, Renal and Vascular Lesions. G. R. Meneely, R. G. Tucker, W. J. Darby, and S. H. Auerbach. *Ann. Internal Med.* 39, 991(1953).
- J 292 A Comparative Study of Effects of Phenothiazine and Iodine on Thyroid Uptake of I-131. H. I. Nachimson, R. H. Benson, J. J. Szafir, R. B. Turner, H. C. Allen, and R. V. Talmage. *Proc. Soc. Exptl. Biol. Med.* 87, 157-62(1954).
- J 293 A Comparison of the Anemia Produced by Hypophysectomy, Adrenalectomy and Gonadectomy. A. N. Contopoulos, M. E. Simpson, D. C. Van Dyke, J. H. Lawrence, and H. M. Evans. *Endocrinology* 55, 509-15(1954).
- J 294 Comparison of the Late Disappearance of T-1824 and Iodinated Albumin. N. Freinkel, G. E. Schreiner and J. W. Athens. *Am. J. Physiol.* 171, 725(1952).
- J 295 Comparison of the Rate of Uptake of Radioactive Thyroxine by the Hypophysis in the Normal, the Hypothyroid and the Hypermetabolic Rabbit. E. O. Harper, P. A. Mattis, and J. W. Boehne. *Federation Proc.* 11, 355(1952).
- J 296 The Comparison of the Rate of Uptake of Radioactive Thyroxine by the Tuber Cinereum, Hypophysis and Thyroid. E. O. Harper and P. A. Mattis. *Federation Proc.* 9, 282(190).
- J 297 Concentration of Ra-226 and Ca-45 in Blood, Bone and Excreta Following Intravenous Injection. B. J. Stover and J. S. Arnold. *Radiation Research* 1, No. 6, J63(1954).
- J 298 The Depression of Iron Turnover by Transfusion. P. J. Elmlinger, R. L. Huff, and J. M. Oda. *Proc. Soc. Exptl. Biol. Med.* 79, 16-9(1952).
- J 299 Differential Sulfate Fixation in the Spleen Tissue of Normal and Leukemic Mice. C. W. Denko and L. L. Layton. *Cancer* 5, 403(1952).
- J 300 The Disappearance of K-42 from the Non-Uniformly Mixed Circulation Pool in Dogs. C. W. Sheppard, R. R. Overman, W. S. Wilde, and W. C. Sangren. *Circulation Research* 1, 284-97(1953).
- J 301 Distribution of Administered Rb-86 Carbonate in Mouse, Guinea Pig, Dog and Man. A. S. Freedberg, H. B. Pinto, and A. Zipser. *Federation Proc.* 11, 49(1952).
- J 302 The Distribution Kinetics of Intravenous Radiopotassium. J. M. Ginsburg and W. S. Wilde. *Am. J. Physiol.* 179, 63-75(1954).

- J 303 The Distribution of Radioactivity in the Tissues of the Rat after the Administration of Radioactive Growth Hormone Preparations. M. Sonnenberg, W. L. Money, J. F. Dorans, V. Lucas, and L. Bourque. *Endocrinology* 55, 709-20(1954).
- J 304 Distribution of S-35 Pentothal in the Rabbit and Cat. J. D. Taylor, R. K. Richards, and D. L. Tabern. *Current Researches Anesthesia and Analgesia* 29, 101(1950).
- J 305 Effect of Age on Some Aspects of Sulfate Metabolism in the Rat. D. Dziewiatkowski. *J. Exptl. Med.* 99, 283-98(1954).
- J 306 Effect of Corticotropin on Cell Formation in the Bone Marrow, Spleen and Thymus of the Rat. G. P. Robbins, J. A. D. Cooper, and H. I. Alt. *J. Lab. Clin. Med.* 42, 937(1953).
- J 307 Effect of Cortisone and DCA on Na-24 Transport in Normal Dogs. R. R. Overman, A. K. Davis, and A. C. Bass. *Federation Proc.* 10(1951).
- J 308 The Effect of Fluorine on the Deposition of Radiocalcium in the Rat. R. C. Likins, I. Zipkin, A. C. Steere, and T. J. McClure. *J. Dental Research* 33, 670(1954).
- J 309 The Effect of Fluorine on the Metabolism of Calcium and Phosphorus in the Rachitic Rat. R. C. Likins, I. Zipkin, T. J. McClure, and A. C. Steere. *J. Dental Research* 32, 644(1953).
- J 310 The Effect of Prior Fluorine Exposure on the Deposition of Radiocalcium in the Rat. R. C. Likins, I. Zipkin, A. C. Steere, and T. J. McClure. *J. Dental Research* 33, 711(1954).
- J 311 Effect of Reducing the Atmospheric Pressure on Body Water Content of Rats. E. Picon-Regateague, G. R. Fryers, N. I. Berlin, and J. H. Lawrence. *Am. J. Physiol.* 172, 33-6(1953).
- J 312 The Effect of Testosterone on Water Distribution of Secondary Sex Glands of Male Rats. G. G. Rudolph and W. R. Starnes. *Endocrinology* 55, 682(1954).
- J 313 Effect of Various Levels of Dietary Sodium Chloride on Growth in the Rat. R. G. Tucker, W. J. Darby, and G. R. Meneely. *Proc. Am. Physiol. Soc. Am. J. Physiol.* 171, 775(1952).
- J 314 Effect of Vitamin D Deprivation and Low Phosphorus Ration on the Distribution of P-32 in Weanling Rats. J. P. Feaster, G. K. Davis, and J. T. McCall. *Proc. Southern Agr. Workers*, 60(1952).
- J 315 The Effects on Pulmonary Red Blood Cell and Plasma Volumes of Hemorrhage and Replacement Therapy in Dogs with and without Salt Depletion. B. J. Wilson, M. J. Fogelman, and A. F. Reid. *Surg. Forum, 37th Congr. Am. Coll. Surgeons*(1952).
- J 316 Effects of Sheath Removal on the Sciatic of the Toad, *Bufo marinus*. A. M. Shanes. *J. Cell. Comp. Physiol.* 43, 99(1954).
- J 317 Electrolyte Secretion in the Pancreas. A. K. Solomon. *Federation Proc.* 11(1952).
- J 318 Electron Microscope Study of Mouse Mammary Carcinoma Tissue. R. Kinoshita, J. O. Erickson, D. M. Armen, M. E. Dolch, and J. P. Ward. *Exptl. Cell Research* 4, 353-61(1953).
- J 319 Evidence that TSH in Dogs Produces an Early Increase of Thyroid Iodine from Plasma Forms other than Inorganic Iodide. J. C. Vanatta and A. F. Reid. *Federation Proc.* 11, 165-6(1952).
- J 320 Exchange of Potassium in Plasma, Liver and Muscle. W. G. Walker and W. S. Wilde. *Am. J. Physiol.* 163, 759(1950).
- J 321 Failure of Newborn Rats to Respond to Hypoxia with Increased Erythropoiesis. A. N. Contopoulos, D. C. Van Dyke, M. E. Simpson, J. H. Lawrence, and H. M. Evans. *Proc. Soc. Exptl. Biol. Med.* 86, 713-5(1954).
- J 322 The Fate of Cortisone-T in Mice. H. I. Bradlow, K. Dobriner, and T. F. Gallagher. *Endocrinology* 54, 343-52(1954).
- J 323 Fluid and Electrolyte Shifts in the Hydrated Adrenalectomized Rat. R. C. Frost and R. V. Talmage. *Endocrinology* 49, 606-12(1951).
- J 324 Fluid and Electrolyte Shifts in the Hydrated Adrenalectomized Rat after Nephrectomy. R. C. Frost and R. V. Talmage. *Proc. Soc. Exptl. Biol. Med.* 80, 171(1952).
- J 325 The Fractionation of Hydrogen Isotopes in Biological System. M. L. Eidinoff, G. C. Perri, J. E. Knoll, B. J. Marano, and J. Arnheim. *J. Am. Chem. Soc.* 75, 248-9(1953).
- J 326 Gastric Anion Exchange: Its Relation to the Immediate Mechanism of Hydrochloric Acid Secretion. C. A. M. Hogben. *Proc. Natl. Acad. Sci.* 38, 13(1952).
- J 327 Glucocorticoids in Adrenocortical Carcinoma in Mice. K. E. Paschkis, A. Cantarow, and R. A. Huseby. *Proc. Soc. Exptl. Biol. Med.* 85, 422(1954).
- J 328 Growth, Food Utilization, and Thyroid Activity in the Albino Rat as a Function of Extra Handling. W. R. Ruegamer and L. Bernstein. *Science* 120, 184(1954).
- J 329 Hyperplasia and I-131 Uptake of the Guinea Pig Thyroid During and After Chronic Propylthiouracil Treatment. S. A. D'Angelo, K. E. Paschkis, A. Cantarow, A. N. Siegel, and J. L. Rivero-Fontan. *Endocrinology* 49, 624(1951).
- J 330 Hypertension, Edema and Renal Failure Produced in the Rat by High Salt Diet. G. R. Meneely, R. G. Tucker, W. J. Darby, and S. H. Auerbach. *Proc. Am. Physiol. Soc., Am. J. Physiol.* 171, 750(1952).
- J 331 Immediate Changes in Phosphate Excretion Following Parathyroidectomy by the Rat. R. V. Talmage and F. W. Kraititz. *Proc. Soc. Exptl. Biol. Med.* 85, 416-9(1954).
- J 332 Increase in the Circulating Red Cell Volume of Normal and Hypophysectomized Rats after Treatment with ACTH. J. F. Garcia, D. C. Van Dyke, R. L. Huff, P. J. Elminger, and

- J. M. Oda. *Proc. Soc. Exptl. Biol. Med.* 76, 707-9(1951).
- J 333 Increase in the Formation and Secretion of ACTH Following Adrenalectomy. C. A. Gemzell, D. C. Van Dyke, C. A. Tobias, and H. M. Evans. *Endocrinology* 49, 325-6(1951).
- J 334 Influence of Age Upon Chondroitin Sulfate Synthesis by the Tissues of Normal DbA Mice. L. L. Layton, C. W. Denko, S. Scapa, and D. R. Frankel. *Cancer* 2, 405(1952).
- J 335 Influence of Cortisone on Thyroid-Pituitary Interaction in Normal and Goitrous Rats. S. A. D'Angelo, C. E. Stevens, K. E. Paschkis, and A. Cantarow. *Proc. Soc. Exptl. Biol. Med.* 83, 181(1953).
- J 336 Inhibition of Radioactive Phosphate Uptake in Erythrocytes. D. R. H. Gourley. *Am. J. Physiol.* 163, 716(1950).
- J 337 Inorganic Pyrophosphate in Liver and Its Relation to Phosphate Transport. J. Sacks and P. D. Hurley. *Federation Proc.* 13, No. 1, 124(1954).
- J 338 Internal Water Exchange Rates in Burns and Other Forms of Trauma. M. J. Fogelman and B. J. Wilson. *Surg. Forum, Clin. Congr. Am. Coll. Surgeons*(1953).
- J 339 Interrelation of Circulatory Mixing and Transcapillary Exchange Using T-1824, Na-24 and K-42. R. R. Overman and A. K. Davis. *Federation Proc.* 11(1952).
- J 340 Interrelationship of the Cardio-Respiratory Events in Anoxia. M. Brucer, G. L. Herman and H. G. Swann. *Am. J. Physiol.* 160(1950).
- J 341 Iodide Metabolism in Rats on Low Iodide Intake. L. Van Middlesworth. *Federation Proc.* 11(1952).
- J 342 Iodine Distribution in Anuran Larvae. J. N. Dent and E. L. Hunt. *Anat. Record* 111, 509-10(1951).
- J 343 I-131 Uptake Before and After Thyroid Stimulating Hormone in Several Small Animals. M. Losli. *Proc. Soc. Nuclear Med.*, July(1954).
- J 344 Life Span of the Marmot Erythrocyte. K. C. Brace. *Blood* 8, 648-50(1953).
- J 345 Life Span of the Red Blood Cell of the Rat Following Acute Hemorrhage. N. I. Berlin and C. Lotz. *Proc. Soc. Exptl. Biol. Med.* 78, 788-90(1951).
- J 346 The Localization of P-32 in the Supranuclear Zone of the Columnar Absorbing Cell of the White Rat. P. M. Johnston. *J. Morphol.* 95, 77-94(1954).
- J 347 Localization of Protein-bound I-131 in the Thyroid Gland of the Mouse. S. H. Wollman and I. Wodinsky. *Endocrinology* 56, 9-20(1955).
- J 348 Localization of Radioactivity in the Rat Prostate After the Administration of Labeled Proactin Preparations. M. Sonenberg, W. L. Money, and R. W. Rawson. *J. Clin. Endocrinol. and Metabolism* 14, 832(1954).
- J 349 Low Iodide Intake Without Thyroid Hypertrophy. L. Van Middlesworth. *Proc. XIX International Physiol. Congress*, 848(1953).
- J 350 Lymphatics in Iron Absorption and Transport. N. B. Everett, W. E. Garrett, and B. S. Simmons. *Am. J. Physiol.* 178, 45-8(1954).
- J 351 The Magnitude of Increase in the Pulmonary Blood Volume of the Postnatal Guinea Pig. N. B. Everett and B. S. Simmons. *Anat. Record* 119, 429-34(1954).
- J 352 Maintenance of Circulating Red Cell Volume in Rats After Removal of the Posterior and Intermediate Lobes of the Pituitary. D. C. Van Dyke, J. F. Garcia, M. E. Simpson, R. L. Huff, A. N. Contopoulos, and H. M. Evans. *Blood* 7, 1017-19(1952).
- J 353 Maternal Plasma as a Source of Iron for the Fetal Guinea Pig. L. B. Flexner and G. J. Vosburgh. *Am. J. Physiol.* 161, 202-11(1950).
- J 354 The Mechanism of the Uptake of Radioactive Phosphate by Human, Rabbit and Chicken Erythrocytes. D. R. H. Gourley. *Virginia J. Sci.* 3, 340(1952).
- J 355 The Mechanism of Urokon Excretion. A. A. Porporis, G. V. Elliott, G. L. Fischer, and C. B. Mueller. *Am. J. Roentgenol. Radium Therapy Nuclear Med.* 72, 955-1003(1954).
- J 356 Metabolism of *Propionibacterium arabinosium*. H. G. Wood, F. W. Leaver and R. L. Stjernholm. *Soc. Am. Bacteriologist Proc.* 54, 97(1954).
- J 357 Movement of D₂O and Na-22 Across the Frog Renal Tubule in the Direction of Capillary to Tubular Lumen. T. Hoshiko, R. E. Swanson, and M. B. Visscher. *Federation Proc.* 11, 73(1952).
- J 358 Non-Fixation of Carbon Dioxide in Organic Acids in Blood. M. Williams, F. Friedberg, and L. M. Marshall. *Science* 117, 502(1953).
- J 359 The Nutrition of Corneal Regions in Experimental Animals. The Supply of Some Inorganic Ions. A. M. Potts and L. V. Johnson. *Am. J. Ophthalmol.* 33, 405(1951).
- J 360 Observations on 7-Cholestenol Metabolism in the Rabbit. M. W. Biggs, R. M. Lemmon and F. T. Pierce. *Arch. Biochem. and Biophys.* 51, 155-60(1954).
- J 361 Observations on the Control of Thyrotropin Secretion of Intraocular Pituitary Implants in Hypophysectomized Mice. M. A. Greer and G. E. Smith. *J. Clin. Endocrinol. and Metabolism* 13, 855(1953).
- J 362 Observations on Iodine Metabolism in Embryos of the Terrestrial Salamander *Aneides anaes*. J. N. Dent. *Anat. Record* 118, 294(1954).
- J 363 Onset of Function of the Fetal Rabbit Thyroid Gland. A. J. Waterman and A. Gorbman. *Anat. Record* 117, Suppl., 612-3(1953).
- J 364 Organization and Function of the Inorganic Constituents of Nuclei. D. F. Poulson and V. T. Bowen. *Exptl. Cell Research, Suppl.* 2, 161-81(1952).

- J 365 The Origin of Aortic Phospholipides in Rabbit Atherosclerosis. D. B. Zilversmit, M. L. Shore and R. F. Ackerman. *Circulation* 8, 433(1953).
- J 366 Origin of Fetal Iron in Dogs and Man as Determined with Radioactive Isotope. E. L. Carothers and P. F. Hahn. *Am. J. Physiol.* 167, Dec.(1951).
- J 367 Oxidation and Lactate and Pyruvate by Thiamine-Deficient Mice. J. H. Jones and E. de Angeli. *Federation Proc.* 11, 237(1952).
- J 368 Pathogenesis of Renoprival Cardiovascular Disease in Dogs. W. J. Kolff, I. H. Page, and A. C. Corcoran. *Am. J. Physiol.* 178, 237-45(1954).
- J 369 The Percutaneous Absorption of Water Vapor. C. W. DeLong. *Science* 114, 397(1951).
- J 370 Permeability of Excised Mouse, Rat and Human Skin to Gaseous Tritium. C. W. DeLong, R. C. Thompson, and H. A. Kornberg. *Radiation Research* 1, 214-17(1954).
- J 371 Permeability of Normal and Artificially Constructed Canine Urinary Bladder to I-131, P-32 and Na-22. H. Marucci, W. C. Shoemaker, A. W. Wase, H. D. Strauss, and S. V. Geyer. *Proc. Soc. Exptl. Biol. Med.* 87, 569-71(1954).
- J 372 Phosphate Exchange in Nerve. L. J. Mullins. *J. Cellular Comp. Physiol.* 44, 77-86(1954).
- J 373 Phosphate Transport and Turnover in the Brain. J. Sacks, G. G. Culbreth, and B. Damast. *Am. J. Physiol.* 165, 251(1951).
- J 374 A Physiological and Anatomical Study of the Closure of the Ductus Arteriosus in the Dog. N. B. Everett and R. J. Johnson. *Anat. Record* 110, 103-11(1951).
- J 375 A Physiological Study in Peruvian Andes. J. H. Lawrence, R. L. Huff, W. Siri, L. R. Wasserman, and T. G. Hennessy. *Acta Medica Scand.* 142, fasc. II(1952).
- J 376 Preliminary Studies on the Diffusion of P-32, I-131 and H-3 Through the Teeth in Rhesus Monkeys. R. F. Sognnaes, J. H. Shaw, R. Bogoroch, and E. Sweeney. *J. Dental Research* 31, 483(1952).
- J 377 Production of Polycythemia in Hypophysectomized Rats by the Pituitary Erythropoietic Factor. A. N. Contopoulos, S. Ellis, M. E. Simpson, J. H. Lawrence, and H. M. Evans. *Endocrinology* 55, 808(1954).
- J 378 Progressive Changes in Renal Phosphate and Calcium Excretion in Rats Following Parathyroidectomy or Parathyroid Administration. R. V. Talmage and F. W. Kraintz. *Proc. Soc. Exptl. Biol. Med.* 87, 263-7(1954).
- J 379 Protective Effect of Hypoxia Against Irradiation Injury of the Rat Bone Marrow and Spleen. W. A. Rambach, H. L. Alt and J. A. D. Cooper. *Proc. Soc. Exptl. Biol. Med.* 86, 159-61(1954).
- J 380 Radiotracer Studies on Bone, Cementum, Dentin and Enamel of Rhesus Monkeys. R. F. Sognnaes, J. H. Shaw, and R. Bogoroch. *Am. J. Physiol.* 180, 48(1955).
- J 381 Rates of Exchange of Phosphate Ions in Human Rabbit and Chicken Blood. D. R. H. Gourley and J. T. Matschiner. *J. Cell. Comp. Physiol.* 41, 225-36(1953).
- J 382 Relative Rates of Biological Decay of Thyroidal I 131 in Rat and Guinea Pig. C. E. Stevens and S. A. D'Angelo. *Proc. Soc. Exptl. Biol. Med.* 85, 633 5(1954).
- J 383 Removal and Release of White Blood Cells by Extramedullary Organs. J. L. Ambrus, C. M. Ambrus, G. C. Johnson, E. W. Packman, N. Back, W. Chernick, and J. W. E. Harrison. *Proc. XIX Internat. Physiol. Congr.*, 164(1953).
- J 384 Renal Damage in Rats Fed Large Quantities of Sodium Chloride. G. R. Meneely, R. G. Tucker, S. H. Auerbach, and W. J. Darby. *Proc. Am. Soc. Clin. Invest., J. Clin. Invest.* 31, 650(1952).
- J 385 The Role of Copper in Hemopoiesis. M. M. Wintrobe, G. E. Cartwright, M. E. Lahey and C. J. Gubler. *Trans. Assoc. Am. Physicians* 64, 310-5(1951).
- J 386 The Role of the Hypothalamus in the Control of Thyroid Function. M. A. Greer. *J. Clin. Endocrinol. and Metabolism* 12, 1259-68(1952).
- J 387 Safe Potassium Dosage. W. S. Wilde. *Lancet* 73, 229(1953).
- J 388 Sodium Exchange Through the Epineurium of the Bullfrog Sciatic. A. M. Shanes. *J. Cell. Comp. Physiol.* 43, 99(1954).
- J 389 Some Aspects of Radioiron Metabolism by Leucocytes. B. S. Simmons and N. B. Everett. *Biochim. et Biophys. Acta* 13, 102-10(1954).
- J 390 Some Effects of the Hypophysis on Iodine Metabolism by the Thyroid Gland of the Rat. W. P. VanderLaan and M. A. Greer. *Endocrinology* 47, 36-47(1950).
- J 391 Some Effects of Serotonin in Pentobarbital Anesthetized Dogs. D. M. MacCanon and S. M. Horvath. *Am. J. Physiol.* 179(1954).
- J 392 Some Factors Influencing the Total Phosphorus Content of Rat Uteri. H. S. Strickler, R. C. Grauer, E. Cutuly, and E. Saier. *Proc. Soc. Exptl. Biol. Med.* 77, 600-3(1951).
- J 393 Some Fractionation Effects Involving the Isotopes of Hydrogen. M. L. Eidinoff. *Trans. N. Y. Acad. Sci.* 16, 76-82(1953).
- J 394 Storage of Radioactive Iron by Mouse Liver. J. K. Hampton, Jr. and J. B. Kahn. *Am. J. Physiol.* 174, 226(1953).
- J 395 Studies on the Function and Metabolism of Copper. M. M. Wintrobe, G. E. Cartwright, and C. J. Gubler. *J. Nutrition* 50 (1953).
- J 396 Studies on the Thyroidal Uptake of Astatine in the Rat. J. T. Godwin and C. J. Shellabarger. *J. Clin. Endocrinol. and Metabolism* 14, 149-60 (1954).
- J 397 S-35 Plasma and Erythrocyte Distribution in Tourniquet-Shocked Mice. R. C. Millican. *Am. J. Physiol.* 179(1954).
- J 398 Thyroid Function in Alarm Reaction. K. E. Paschkis, A. Cantarow, T. Eberhard, and D. Boyle. *Proc. Soc. Exptl. Biol. Med.* 73, 116(1950)

- J 399 Thyroid Function in Hypophysectomized Mice Bearing Intraocular Pituitary Implants. M. A. Greer, R. O. Scow, and C. Grobstein. *Proc. Soc. Exptl. Biol. Med.* 82, 28-30(1953).
- J 400 Thyroid and Pituitary Function in the Guinea Pig After Release from Propylthiouracil Inhibition. K. E. Paschkis, S. A. DiAngelo, A. Cantarow, F. W. Sunderman, and G. Friedler. *Federation Proc.* 12, 107(1953).
- J 401 Thyroxine Depression of Mouse Thyroid Iodide Trap Activity. H. J. Lipner, B. P. Wagner and H. P. Morris. *Proc. Soc. Exptl. Biol. Med.* 87(1954).
- J 402 Tourniquet Shock in Mice: Na-22 and S-35 Plasma Turnover in the Accumulate Fluid in the Area of Injury. R. C. Millican. *Am. J. Physiol.* 179(1954).
- J 403 A Tracer Study of the Distribution of Phosphorus (P-32) in Metamorphosing Tadpoles. J. F. Gennaro, Jr., and J. N. Dent. *Anat. Record* 109, 295(1951).
- J 404 Transfer of Bromide between Cerebrospinal Fluid and Blood. G. G. Rudolph and N. S. Olsen. *Federation Proc.* 13, No. 1, 287(1954).
- J 405 Transfer of Ions between Plasma and Cerebrospinal Fluid, N. S. Olsen and G. G. Rudolph. *Federation Proc.* 12, 252(1953).
- J 406 Uptake of P-32 in Seminal Vesicles of Castrate Rats After Treatment with Testosterone Propionate. W. Fleischmann and S. K. Fleischmann. *J. Mt. Sinai Hosp.* 19, No. 1(1952).
- J 407 The Uptake of Radioactive Thyroxine by the Tuber Cinereum and Hypophysis in Thyroidectomized Rabbits. E. O. Harper and P. A. Mattis. *Federation Proc.* 10, 306(1951).
- J 408 Uptake of Radio Zinc by Normal and Diabetic Rat Pancreas. J. R. Lowry, R. R. Baldwin and R. V. Harrington. *Science* 119, 219(1954).
- J 409 Action des antithyroïdiens sur la fixation de l'iode radioactif et la synthèse de la thyroxine dans la thyroïde de deux *Téléostéens marins*. J. Leloup. *Compt. rend.* 146, 1017(1952).
- J 410 Action de la thiourée et du thiouracile sur le comportement de l'iode radioactif dans la glande thyroïde de deux *Téléostéens marins*. M. Oliverreau. *Compt. rend.* 146, 248(1952).
- J 411 Actions de divers antithyroïdiens sur la destinée de l'iode radioactif dans la glande thyroïde d'un Sélacien *Scyllium canicula L.* M. Oliverreau. *Compt. rend. Soc. Biol. France* 146, 569(1952).
- J 412 Binding and Release of Radioactive Histamine in Intact Rats. R. W. Schayer and R. L. Smiley. *Am. J. Physiol.* 177, 401(1954).
- J 413 Biological Studies with Radioactive Morphine. C. H. Mareh and H. W. Elliott. *Federation Proc.* 11, 373(1952).
- J 414 De la nécessité de l'emploi des techniques convergentes pour l'étude de la fonction thyroïdienne chez les Poissons. M. Fontaine, J. Leloup, et M. Oliverreau. *Compt. rend. Congr. Intern. physiol. (Montreal)*, 356-7(1953).
- J 415 Effect of Adrenalectomy on the Rate of Metabolism of Histamine in the Mouse. R. W. Schayer, R. L. Smiley, and J. Kennedy. *Proc. Soc. Exptl. Biol. Med.* 81, 416(1952).
- J 416 Effects of Aureomycin and P-32 on Growth of Young Rats. L. Rosenthal and J. F. Marvin. *Proc. Soc. Exptl. Biol. Med.* 85, 379-81(1954).
- J 417 Etude Histologique et autoradiographique de la glande thyroïde de la Lamproie marine (*Petromyzon marinus marinus L.*). M. Oliverreau. *Arch. Anat. Microsc. et Morphol.* 41, 1-10(1952).
- J 418 Etude Histologique et biochimique de la glande thyroïde de l'Anguille hypophysectomisée. M. Fontaine, J. Leloup et M. Oliverreau. *Compt. rend. Soc. Biol.* 147, 255(1952).
- J 419 Fixation du radioiode par la glande thyroïde de la Lamproie marine (*Petromyzon marinus marinus L.*) lors de sa montée reproductrice. J. Leloup. *J. Physiol. (France)* 44, 284-8(1952).
- J 420 Fixation du radioiode dans la thyroïde de deux Sélaciens. J. Leloup. *Compt. rend.* 233, 635-7(1951).
- J 421 Fixation sélective du radioiode dans la chorde dorsale de la Lamproie marine. J. Leloup. *Compt. rend.* 234, 1315-7(1952).
- J 422 Fonctionnement thyroïdien chez le Rat en léthargie hypothermique. R. Andjus, F. Lachiver, et M. Oliverreau. *Compt. rend.* 238, 838-40(1954).
- J 423 Growth and Metabolism in Normal and Thyroid-Ablated Infant Rhesus Monkeys (*Macaca mulatta*). V. I. Iodine Metabolism in Normal and Thyroid-Ablated Infant Rhesus Monkeys (*Macaca mulatta*). D. E. Pickering, D. A. Fisher, K. G. Scott, G. VanWagenen, and F. S. Smyth. *Am. J. Diseases Children* 86, 574-86(1953).
- J 424 Influence of Cortisone and Vitamin B-12 on the Growth and P-32 Uptake of Adrenal and Lymphoid Tissue. M. T. Friedell. *Metabolism, Clin. & Exptl.* 3, 502(1954).
- J 425 Inhibition by Cortisone of the Binding of New Histamine in Rat Tissues. R. W. Schayer, R. L. Smiley, and K. J. Davis. *Proc. Soc. Exptl. Biol. Med.* 87, 590(1954).
- J 426 La fonction thyroïdienne du jeune Saumon, *Salmo salar L.* (parr et smolt) et son intervention possible dans la migration d'avalaison. M. Fontaine, J. Leloup, et M. Oliverreau. *Arch. Sci. Physiol. (France)* 6, 83-104(1952).
- J 427 La glande thyroïde de la Lamproie marine (*Petromyzon marinus marinus L.*) lors de sa montée reproductrice. M. Fontaine, A. Gorbman, J. Leloup, et M. Oliverreau. *Ann. Endocrinol. (Paris)* 13, 55-7(1952).
- J 428 L'iode thyroïdien du jeune Saumon au cours de sa miltification. M. Fontaine et J. Leloup. *Compt. rend.* 234, 1479-80(1952).
- J 429 Métabolisme différent de deux hémoglobines chez un même animal adulte étudié à l'aide du fer radioactif. G. Schapira, J. C. Dreytus et J. Kruh. *Bull. Acad. Sci.* 230, 1618(1950).

- J 430 Pouvoir thyroïdrotrope comparé des hypophyses de quelques Vertébrés. Y. A. Fontaine. *Compt. rend.* 239, 1684(1954).
- J 431 Sources of Urinary Histamine in the Rat. R. W. Schayer, R. L. Smiley, and K. Y. T. Wu. *Am. J. Physiol.* 179, 292(1954).
- J 432 Studies on the Uptake of P-32 by Mouse Mammary Carcinoma. C. P. Barnum, R. A. Huseby, and H. Vermund. *Cancer Research* 12, 246(1952).
- J 433 Sur la présence d'acides aminés iodés (monoiodotyrosine, diiodotyrosine et thyroxine) dans l'andostyle de l'Ammocoete. J. Leloup et O. Berg. *Compt. rend.* 238, 1069-71(1954).
- J 434 Comparative Utilization of Dietary Sr-90 and Calcium by the Developing Rat Fetus and Growing Rat. C. L. Comar, I. B. Whitney, and F. Lengemann. *Proc. Soc. Exptl. Biol. Med.*, Feb.(1955).
- J 435 The Accumulation, Metabolism and Biological Effects of Astatine in Rats and Monkeys. J. G. Hamilton, C. W. Asling, W. M. Garrison, and K. G. Scott. *Univ. Calif. Publ. Pharmacol.* 2, 238-344(1953).
- J 436 Active Transport of Ions Through Frog Skin with Special Reference to the Action of Certain Diuretics. A Study of the Relation Between Electrical Properties, the Flux of Labelled Aions and Respiration. H. Linderholm. *Acta Physiol. Scand.* 27, Supp. 97(1952).
- J 437 Analysis of the Action of Propylthiouracil on the Pituitary-Thyroid Axis of Rats. N. S. Halmi and B. N. Spirtos. *Endocrinology* 55, 613-20(1954).
- J 438 Analysis of the Modifying Effect of Dietary Iodine Levels on the Thyroidal Response of Hypophysectomized Rats to Thyrotrophin. N. A. Halmi, and B. N. Spirtos. *Endocrinology* 56, 157-60(1955).
- J 439 The Behavior of Intravenously Injected Particulate Material: Its Rate of Disappearance from the Blood Stream as a Measure of Liver Blood Flow. E. L. Dobson and H. B. Jones. *Acta Med. Scand.* 144, Supp. 273, 12-68(1951).
- J 440 Biophysical Studies on Bone Tissue. B. Engfeldt and S. O. Hjertquist. *Acta Pathol. et Microbiol. Scand.* 35(1954).
- J 441 Changes in Red Cell Volume and Osmotic Fragility of Erythrocytes in the Rat Following Acute Blood Loss. W. M. Davis and J. D. Bigelow, et al. *Am. J. Physiol.* 178, 17-22(1954).
- J 442 Differentiation Phenomena in Explants of the Embryonic Chick Thyroid Gland. P. J. Gailard. *Acta. Physiol. et Pharmacol. Neerl.* 3, No. 3, 299-464(1954).
- J 443 Distribution of P-32 in the Metamorphosing Tadpole (*Rana pipiens*). J. F. Gennaro, J. F. Gennaro, Jr., and J. N. Dent. *Anat. Rec.* 110, 48(1951).
- J 444 The Dynamic Equilibrium between Circulating and Extravascular Plasma Proteins. D. Bitlin and C. A. Janeway. *Science* 118, 301(1951).
- J 445 Dynamics of Lymph and Plasma Protein Exchange. K. Wasserman and H. S. Mayerson. *Cardiologia* 21, 296(1952).
- J 446 The Effect of Calciferol on the Rapid Uptake of 32P by Rachitic and Control Animals. V. Claassen and B. S. J. Westmann. *Biochim. et Biophys. Acta* 12, 577-83(1953).
- J 447 The Effect of Epinephrine on Thyroid Hormone Level in Blood. C. D. Eskelson, H. E. Firschein, and H. Jensen. *Proc. Soc. Exptl. Biol. Med.* 85, 637-9(1954).
- J 448 Effects of Hypothalamic Lesions and Subsequent Propylthiouracil Treatment on Pituitary Structure and Function in the Rat. E. M. Bogdanove and N. S. Halmi. *Endocrinology* 53, 274-92(1953).
- J 449 Effects of Thyroxine and KSCN on Capacity of Rat Thyroid Gland to Accumulate Astatine. C. J. Shellabarger, P. W. Durbin, M. W. Parrott, and J. G. Hamilton. *Proc. Soc. Exptl. Biol. Med.* 87, 626-9(1954).
- J 450 Formation of New Bone under the Influence of Estrogens. F. C. McLean, A. M. Budy, and M. R. Urist. *19th. Intern. Physiol. Congr.*, Montreal, 246-7(1953).
- J 451 Growth and Metabolism in Normal Rhesus Monkeys (*Macaca mulatta*). D. E. Pickering, F. S. Smyth, G. V. Wagenen, and D. A. Fisher. *Am. J. Diseases of Children* 86, 1-10(1953).
- J 452 Growth and Metabolism in Normal and Thyroid-Ablated Infant Rhesus Monkeys (*Macaca mulatta*). VI. Iodine Metabolism in Normal and Thyroid-Ablated Infant Rhesus Monkeys *Macaca Mulatta*. D. E. Pickering, D. A. Fisher, G. V. Wagenen, K. G. Scott, and F. S. Smyth. *Am. J. Diseases of Children* 86, 574-86(1953).
- J 453 Incorporation of Saturated Fatty Acids of Different Chain Length in Small Intestinal and Lymph Phospholipids of the Rat During Fat Absorption. B. Borgstrom. *Acta Physiol. Scand.*, No. 25, 315(1952).
- J 454 The Influence of the Anterior Pituitary Gland on the Distribution of Radioactive Phosphorus (P-32) in the Endocrine Organs of the Rat. J. P. Kriss and F. S. Greenspan. *Stanford Med. Bull.* 12, 62(1954).
- J 455 Intestinal Absorption and Distribution of Fatty Acids and Glycerides in the Rat. S. Bergstrom, B. Borgstrom and M. Rottenberg. *Acta Physiol. Scand.*, 120(1952).
- J 456 Limitation of Hemolysis in Experimental Transfusion Reactions Related to Depletion of Complement and Isoantibody in the Recipient. Observations on Dogs Given Successive Transfusions of Incompatible Red Cells Tagged with Radioactive Iron. R. M. Christian, W. B. Stewart, C. L. Yuile, D. M. Ervin, and L. E. Young. *Blood* 6, No. 2, Feb.(1951).
- J 457 On the Mechanism of the Intestinal Fat Absorption. S. Bergstrom, B. Borgstrom, A. Carlsten, and M. Rottenberg. *Acta Chem. Scand.*, No. 4, 1142(1950).

- J 458 On the Mechanism of the Intestinal Fat Absorption II. B. Borgstrom. *Acta Chem. Scand.*, 643(1951).
- J 459 On the Mechanism of the Intestinal Fat Absorption III. B. Borgstrom. *Acta Physiol. Scand.*, No. 25, 140(1952).
- J 460 On the Mechanism of the Intestinal Fat Absorption IV. B. Borgstrom. *Acta Physiol. Scand.*, No. 25, 291(1952).
- J 461 Mechanism of Plasma Protein Changes Following Saline Infusions. K. Wasserman and H. S. Mayerson. *Am. J. Physiol.* 170, 1(1952).
- J 462 Plasma, Lymph and Urine Studies after Dextran Infusions. K. Wasserman and H. S. Mayerson. *Am. J. Physiol.* 171, 218(1952).
- J 463 A Preliminary Study of the *in Vivo* and *in Vitro* Uptake of Sr-90 in Bone Tissue and the Osseous Localization of Radioactive Fission Products from Atomic Explosions. B. Engfeldt, R. Bjornerstedt, C. J. Clemedson, and A. Engstrom. *Acta Orthopaed. Scand.* 24(1954).
- J 464 Quantitative Studies on the Distribution on P-32 in Metamorphosing Tadpoles (*Rana sylvatica*). J. F. Gennaro, Jr. *Anat. Record* 118, 301(1954).
- J 465 Rate of Turnover of Epinephrine in the Adrenal Medulla. S. Udenfriend, J. R. Cooper, C. T. Clark, and J. E. Baer. *Science* 117, 663(1952).
- J 466 Recherches a l'isotope J-131 sur la fonction de la Glande Thyroide embryonnaire. J. Dankmeyer et R. Spruit. *Compt. Rend. l'Asso. Anat.* 39, 7-9(1952).
- J 467 Relationship between Exchangeable Sodium and Rate of Sodium Excretion in Dogs with Experimental Valvular Lesions of the Heart. A. C. Barger, G. M. Wilson, H. L. Price, R. S. Ross, L. Brooks, and E. A. Boling. *Am. J. Physiol.* 180, 371(1955).
- J 468 Relative Importance of Dextran Molecular Size in Plasma Volume Expansion. K. Wasserman and H. S. Mayerson. *Am. J. Physiol.* 170, 104(1954).
- J 469 The Role of the Liver in Thyroid Hormone Metabolism as Studied by Radio-Iodine in Intra Splenic Thyroid Autotransplants. M. W. Hamolsky, O. R. Czerwonka, A. L. Botkin, and Z. S. Gierlach. *Proc. Soc. Exptl. Biol. Med.* 80, 288(1952).
- J 470 Studies on the Activity of the Isolated Thyroid Gland. A. L. Botkin, C. D. Eskelson, H. E. Firschein and H. Jensen. *J. Clin. Endocrinol.* 14, 1219-29(1954).
- J 471 Study of the Elimination of Radioactive Diodrast Following a Single Rapid Intravenous Injection in Dogs. R. Dominguez and W. C. Schmidt. *Am. J. Pathol.* 30, 652-3(1954).
- J 472 Studies on Placental Permeability with Radioactive Isotopes Phosphorus and Iron. J. Naeslund. *Acta Obstet. Gynecol. Scand.* 30, 231-46(1950).
- J 473 Studies on the Plasma Proteins in the Interstitial Fluid of Muscle. D. Gitlin and C. A. Janeway. *Science* 120, 461(1954).
- J 474 Studies of Radioiron Utilization and Erythrocyte Life Span in Rats Following Thermal Injury. W. M. Davis and E. L. Alpen. *J. Clin. Invest.* 34, 67-74(1955).
- J 475 Thyroid and Adrenal Response to Varying Dose Levels of Epinephrine. A. L. Botkin and J. T. Tew. *Proc. Soc. Exptl. Biol. Med.* 79, 378-9(1952).
- J 476 The Urinary Excretion of Phosphate in the Dog. A. Liljestrand and B. Swedin. *Acta Physiol. Scand.* 25, 168-73(1952).
- J 477 The Uptake of Injected Radioactive Phosphorus in the Skeleton of the Growing White Rat. I. The Uptake of Intravenously Injected 32-P by Rachitic and Control Animals During the First 24 Hours. V. Claassen and B. S. J. Wostmann. *Biochem. et Biophys. Acta* 12, 432-33(1953).
- J 478 Uptake of Radioiron in Liver and Spleen Storage Compounds in Normal and Hemosideratic Mice and the Utilization for Erythropoiesis. J. K. Hampton, Jr. *Am. J. Physiol.* 171, 734(1952).
- J 479 Uptake and Storage of Radioactive Iron by Mouse Liver. J. K. Hampton, Jr., and J. B. Kahn, Jr. *Am. J. Physiol.* 174, 226(1953).
- J 480 Verschiller tussen de opneming van Ca-45 en P-32 in het skelet van jonge rattan na intraveneuze injectie. V. Claassen en B. S. J. Wostmann. *Chem. Weekblad* 50, No. 2, 18(1954).

Animal Husbandry

- K 1 The absorption of Ca-45 and P-32 From the Various Alimentary Segments of a Chicken. J. C. Driggers, J. P. Feaster, J. T. McCall, G. K. Davis, and N. R. Mehrhof. *Proc. Assoc. Southern Agr. Workers*, (February), 157-8(1952).
- K 2 Absorption and Tissue Distribution of Radio-calcium in Cattle. S. L. Hansard, C. L. Comar, and M. P. Plumlee. *J. Animal Sci.* 11, 524-35(1952).
- K 3 Acetate as a Precursor of Milk Constituents in the Intact Dairy Cow. M. Kleiber, A. H. Smith, A. L. Black, M. A. Brown and B. M. Tolbert. *J. Biol. Chem.* 197, 371-9(1952).
- K 4 Autoradiographic Studies of Calcium, Phosphorus, and Strontium Distribution in the Bones of the Growing Pig. C. L. Comar, W. E. Lotz, and G. A. Boyd. *Am. J. Anat.* 90, 113-29(1952).
- K 5 Autoradiographic Visualization with Ca-45 of Normal Growth of the Incisor of Pigs and the Effect of Fluorine Feeding. L. F. Belanger, W. E. Lotz, W. J. Visek, and C. L. Comar. *Anat. Record* 119, 53-69(1954).

- K 6 Blood Volume of Farm Animals. S. L. Hansard, W. O. Butler, C. L. Comar and C. S. Hobbs. *J. Animal Sci.* 12, 402-13(1953).
- K 7 Calcium Metabolism in Dairy Cows as Studied with Ca-45. W. J. Visek, R. A. Monroe, E. W. Swanson, and C. L. Comar. *J. Dairy Sci.* 36, 373-84(1953).
- K 8 Calcium Metabolism in Lactating Goats as Studied with Ca-45 Following Oral and Intravenous Administration. W. J. Visek, L. L. Barnes, and J. K. Loosli. *J. Dairy Sci.* 35, 783-792(1952).
- K 9 Carbonate and Fatty Acids As Precursors of Amino Acids in Casein. A. L. Black, M. Kleiber, and A. H. Smith. *J. Biol. Chem.* 197, 365-70(1952).
- K 10 Carbonate as Precursor of Milk Constituents in the Intact Dairy Cow. M. Kleiber, A. H. Smith, and A. L. Black. *J. Biol. Chem.* 195, 707-14(1952).
- K 11 Comparison of Two Isotope Methods for Determination of Endogenous Fecal Calcium. C. L. Comar, A. R. Monroe, W. J. Visek, and S. L. Hansard. *J. Nutrition* 50, 459-68(1953).
- K 12 Conversion of Glucose to Galactose in the Mammary Gland. J. M. Barry. *Nature* 169, 878-9(1952).
- K 13 Copper, Molybdenum and Zinc Interrelationships in Rats and Swine. R. Kulwich, S. L. Hansard, C. L. Comar, and G. K. Davis. *Proc. Soc. Exptl. Biol. Med.* 84, 487-91(1953).
- K 14 Determination of Endogenous Fecal Calcium in Cattle by a Simple Isotope Dilution Method. W. J. Visek, R. A. Monroe, E. W. Swanson, and C. L. Comar. *J. Nutrition* 50, 23-34(1953).
- K 15 Distribution of Intravenously Injected Radioactive Phosphorus (P-32) Among Swine Tissues. A. H. Smith, M. Kleiber, A. L. Black, M. Edick, R. R. Robinson, and H. Heitman, Jr. *J. Animal Sci.* 10, 893-901(1951).
- K 16 Distribution of Radioactivity in the Egg after Feeding Sodium Acetate-1-C-14. D. Kritchevsky, C. R. Grau, B. M. Tolbert, and B. J. Krueckel. *Proc. Soc. Exptl. Biol. Med.* 76, 741-3(1951).
- K 17 Distribution in the Young Dairy Calf of Orally Administered P-32. R. H. Olson, R. S. Allen and N. L. Jacobson. *Iowa State Coll. J. Sci.* 28, 467-75(1954).
- K 18 Effect of Cobalt in Diet of the Chick. R. L. Davis, G. M. Briggs, and H. J. Sloan. *Proc. Soc. Exptl. Biol. Med.* 82, 175-7(1953).
- K 19 The Effect of Methionine on the Tissue Distribution of Radioactive Cobalt Injected Intravenously into Dairy Calves. R. E. Ely, K. M. Dunn, C. F. Huffman, C. L. Comar, and G. K. Davis. *J. Animal Sci.* 12, 394-401(1953).
- K 20 Effect of Parathyroid Extract Administration in Sheep. W. E. Lotz, R. V. Talmadge, and C. L. Comar. *Proc. Soc. Exptl. Biol. Med.* 85, 292-5(1954).
- K 21 The Effect of Phenothiazine N. F. (Green) and Phenothiazine N. F. Purified on the Uptake of I-131 by the Thyroid of the Burro. A Preliminary Report. R. V. Talmadge, B. F. Trum, R. A. Monroe, and J. H. Rust. *J. Am. Vet-Med. Assoc.* 123, 328-9(1953).
- K 22 The Effects of Age upon Calcium Utilization and Maintenance Requirements in the Bovine. S. L. Hansard, C. L. Comar, and M. P. Plumlee. *J. Animal Sci.* 13, 25-36(1954).
- K 23 Effects of Age Upon the Physiological Behavior of Calcium in Cattle. S. L. Hansard, C. L. Comar, and G. K. Davis. *Am. J. Physiol.* 177, 383-9(1954).
- K 24 Effects of Fluorine on Calcium Metabolism and Bone Growth in Pigs. C. L. Comar, W. J. Visek, W. E. Lotz, and J. H. Rust. *Am. J. Anat.* 92, 361-89(1953).
- K 25 The Excretion of Injected P-32 into the Gastrointestinal Tract of the Young Calf. G. P. Lofgreen, M. Kleiber, and A. H. Smith. *J. Nutrition* 47, 561-9(1952).
- K 26 Excretion of P-32 and Ca-45 into the Various Alimentary Segments of Hens. R. L. Shirley, J. C. Driggers, J. T. McCall, and G. K. Davis. *Poultry Sci.* 31, 316-20(1952).
- K 27 Fermentation in the Rumen of the Sheep. 3. Intermediate Stages in the Fermentation of Wheat Hay *in Vitro* by Micro-Organisms from the Rumen. F. V. Gray and A. F. Pilgrim. *J. Exptl. Biol.* 29, 54-6(1952).
- K 28 The Hen Is a Better Chemist Than We Thought. H. R. Bird. *Feed Age* 2, 26-8(1952).
- K 29 Incorporation of P-32 into Tissue Phosphorus Fractions. L. M. Julian and L. J. Cole. *Am. J. Vet. Research* 14, 137-40(1953).
- K 30 The Influence of Certain Water Soluble Vitamins on Phosphorus (P-32) in Bone Mineralization. H. Patrick and G. K. Schweitzer. *Poultry Sci.* 31, 750-1(1952).
- K 31 Integration of Concurrent Chemical and Radioisotope Balance Trials for Interpretation of Calcium Metabolism Studies. S. L. Hansard, C. L. Comar, M. P. Plumlee, and C. S. Hobbs. *J. Dairy Sci.* 34, 508(1951).
- K 32 The Metabolic Fecal Nitrogen Excretion of the Young Calf and the True Digestibility of Casein. G. P. Lofgreen and M. Kleiber. *J. Nutrition* 49, 183-90(1953).
- K 33 The Metabolic Fecal Phosphorus Excretion of the Young Calf. G. P. Lofgreen, M. Kleiber, and J. R. Luick. *J. Nutrition* 47, 571-81(1952).
- K 34 Metabolism of Radioiodine by the Near-Term Bovine Fetus. A. Gorbman, S. Lissitzky, O. Michel, R. Michel and J. Roche. *Endocrinology* 51, 546-61(1952).
- K 35 Metabolism of Sodium Sulfate Labeled with Radioactive Sulfur in the Sheep. R. Kulwich, P. B. Pearson, and A. H. Lankeau. *Federation Proc.* 12, 420(1953).
- K 36 Metabolism of Vitamin B-12. I. The Comparative Excretion and Distribution in the

- Chick of Co-60 and Vitamin B-12 Labeled with Co-60. R. A. Monroe, H. Patrick, C. L. Comar, and O. E. Goff. *Poultry Sci.* 31, 79-84 (1952).
- K 37 Metabolisme du Radioiode par le Foetus de Boeuf au Voisinage du Terme. A. Gorbman, S. Lissitzky, O. Michel, R. Michel, and J. Roche. *Compt. Rend. Soc. Biol.* 165, 1642-5(1951).
- K 38 Mobility of Skeletal Phosphorus in a Mature Dairy Cow as Determined with Radioactive Phosphorus. A. L. Black, M. Kleiber, A. H. Smith, and N. P. Ralston. *Proc. Soc. Exptl. Biol.* 82, 248-52(1953).
- K 39 The Nature and Origin of the Volatile Fatty Acids in the Rumen of the Sheep. F. V. Gray, A. F. Pilgrim, H. J. Rodda, and R. A. Weller. *J. Exptl. Biol.* 29, 57-65(1952).
- K 40 Placental Transfer and Deposition of Labeled Calcium in the Developing Bovine Fetus. M. P. Plumlee, S. L. Hansard, C. L. Comar, and W. M. Beeson. *Am. J. Physiol* 171, 678-86(1952).
- K 41 Propionate As A Precursor of Milk Constituents in the Intact Dairy Cow. M. Kleiber, A. L. Black, M. A. Brown, and B. M. Tolbert. *J. Biol. Chem.* 203, 339-46(1953).
- K 42 Radioactive Eggs. II. Distribution of Radioactivity in the Yolks. D. Kritchevsky and M. R. Kirk. *Proc. Soc. Exptl. Biol. Med.* 78, 200-2(1951).
- K 43 Radiophosphorus (P-32) as Tracer for Measuring Endogenous Phosphorus in Cow's Feces. M. Kleiber, A. H. Smith, N. P. Ralston, and A. L. Black. *J. Nutrition* 45, 253-63(1951).
- K 44 A Respiration Apparatus for C-14 Studies with Cows. M. Kleiber and M. Edick. *J. Animal Sic.* 11, 61-71(1952).
- K 45 Retention of Co-60 Labeled Vitamin B-12 in Chickens. J. T. Jackson, L. J. Machlin, E. A. Brandenburger, C. A. Denton, and H. R. Bird. *Federation Proc.* 12, 418(1953).
- K 46 Retention of Co-60 Labeled Vitamin B-12 in Chickens. J. T. Jackson, L. J. Machlin, E. A. Brandenburger, W. L. Kellogg, and C. A. Denton. *Proc. Soc. Exptl. Biol. Med.* 83, 221-2(1953).
- K 47 Role of Copper in Erythropoiesis. M. E. Lahey, C. J. Gubler, M. S. Chase, G. E. Cartwright, and M. M. Wintrobe. *Am. J. Physiol.* 167, 804-5(1951).
- K 48 Studies on the Developing Chicken Embryo with the Use of Radioactive Phosphorus. I. Uptake of P-32 by the Body and Selected Tissues of the Chicken Embryo Between the Ninth and Nineteenth Day of Incubation. L. M. Julian. *Am. J. Vet. Research* 14, 129-36(1953).
- K 49 Studies on Egg Shells. IV. The Site of Deposition of Radioactive Calcium and Phosphorus. C. Tyler. *J. Sci. Food Agr.* 5, 335-39(1954).
- K 50 A Survey of the Effect of Phenothiazine on Uptake of Radioiodine by the Thyroids of Farm Animals. R. V. Talmage, R. A. Monroe, and C. L. Comar. *J. Animal Sci.* 13, 480-2(1954).
- K 51 Synthesis of Sulfur Amino Acids from Inorganic Sulfate by Ruminants. II. Synthesis of Cystine and Methionine from Sodium Sulfate by the Goat and by the Microorganisms of the Rumen of the Ewe. R. J. Block, J. A. Stekol, and J. K. Loosli. *Arch. Biochem. and Biophys.* 33, 353-63(1951).
- K 52 Tagged Atoms in Nutrition Research. M. Kleiber. *Cooperative Poultryman* 17, 3-7(1952).
- K 53 Trace Elements in Cattle Nutrition and Some Practical Applications. G. K. Davis. *Southwestern Veterinarian* 5, 133-7, Winter(1952).
- K 54 Uptake of Radioactive Phosphorus by Bull Spermatozoa. D. W. Bishop and I. Weinstock. *Anat. Record* 101, 81(1948).
- K 55 Uptake of S-35 Labeled Methionine by the Feathers and Some Tissues of the Growing Chicken. L. J. Machlin, J. T. Jackson, and P. B. Pearson. *Federation Proc.* 12, 422(1953).
- K 56 The Utilization of Carboxyl Labelled C-11 Acetate by the Perfused Bovine Mammary Gland. L. S. Mix, W. E. Peterson, and H. E. Struss. *J. Dairy Sci.* 35, 504(1952).
- K 57 The Utilization of Sulfate Sulfur by the Laying Hen and its Incorporation into Cystine. L. J. Machlin, P. B. Pearson, C. A. Denton, and H. R. Bird. *J. Biol. Chem.* 205, 213-9(1953).
- K 58 Venous Catheterization of Dairy Cows. N. P. Ralston, M. Kleiber, and A. H. Smith. *J. Dairy Sci.* 32, 889-93(1949).
- K 59 *In Vivo* Determination of Thyroid I-131 of Dairy Cows. C. Blincoe. *Nucleonics* 11, No. 11, 70-1(1953).
- K 60 Absorption and Retention of Radioactive Phosphorus by Chicks. H. Patrick and G. K. Schweitzer. *Poultry Sci.* 31, 888-92(1952).
- K 61 Absorption and Tissue Distribution of Radiozinc in Steers Fed High Zinc Rations. J. P. Feaster, S. L. Hansard, J. T. McCall, F. H. Skipper, and G. K. Davis. *J. Animal Sci.* 13, 781-8(1954).
- K 62 Absorption and Utilization of Radioactive Charcoal by Swine. T. Robert, M. P. Plumlee, T. W. Perry, and W. M. Beeson. *J. Animal Sci.* 12, 610(1953).
- K 63 An Accidental Finding Raises a Question of Phenothiazine. B. F. Trum. *Blood Horse* 44, 494(1953).
- K 64 The Availability of the Phosphorus in Alfalfa Hay. G. P. Lofgreen and M. Kleiber. *J. Animal Sci.* 12, 366-71(1953).
- K 65 Beta Ray Therapy in Ocular Diseases of Animals. E. J. Catcott. *J. Am. Vet. Med. Assoc.* 122, 912(1953).
- K 66 Biosynthesis of Amino Acids in Lactating Dairy Cows from C¹⁴O₂. A. L. Black. *Federation Proc.* 11, 437(1952).
- K 67 Biosynthesis of Milk Constituents by the Intact Dairy Cow Studied with C-14 as Tracer. M. Kleiber. *Role of Radioisotopic Energy in Agr. Research Symposia*, () 253-94(1953).

- K 68 Blood Volume in Swine as Determined by Radio-phosphorus. J. D. Burke, R. L. Shirley, and G. K. Davis. *Anat. Record* 3, 3(1951).
- K 69 C14 Studies on Biosynthesis of Milk Constituents. M. Kleiber, A. H. Smith, and B. Tolbert. *18th Intern. Physiol. Congr.*(1950).
- K 70 Cobalt Metabolism Studies with Sheep. H. A. Keener, R. R. Baldwin, and G. P. Percival. *J. Animal Sci.* 10, No. 2(1951).
- K 71 Deposition and Alimentary Excretion of P-32 in Steers on High Molybdenum and Copper Diets. R. L. Shirley, R. D. Owens, and G. K. Davis. *J. Animal Sci.* 9, 4(1950).
- K 72 Distribution of Intravenously Injected Radioactive Phosphorus (P-32) among Sheep Tissues. A. H. Smith, M. Kleiber, A. L. Black, J. R. Luick, R. F. Larson, and W. C. Weir. *J. Animal Sci.* 11, 638-45(1952).
- K 73 Distribution in the Young Dairy Calf of Orally Administered P-32. R. H. Olson, R. S. Allen, and N. L. Jacobson. *Iowa State Coll. J. Sci.* 28, 467-75(1954).
- K 74 Effect of Age upon Physiological Behavior of Calcium in Cattle. S. L. Hansard, C. L. Comar, and G. K. Davis. *J. Animal Sci.* 13, 25-36 (1954).
- K 75 Effects of Massive Doses of P-32 and Ca-45 on Laying Hens. R. L. Shirley, J. C. Driggers, J. P. Feaster, J. T. McCall, and G. K. Davis. *Poultry Sci.* 33, 612-5(1954).
- K 76 Excretion and Retention of P 32 and Ca 45 by Laying Hens. R. L. Shirley, J. C. Driggers, J. McCall, G. K. Davis, and N. R. Mehrhof. *Poultry Sci.* 30, 730-4(1951).
- K 77 Isotopes as Metabolic Tracers. M. Kleiber. *Calif. Veterinarian, March-April*, 21(1951).
- K 78 Metabolic Fate of Sulphur 35 in the Lactating Cow When Fed S³⁵O₂ Preserved Silage. H. A. Keener, A. E. Terri, R. V. Harrington, and R. R. Baldwin. *J. Dairy Sci.* 36, 1205(1953).
- K 79 Metabolic Power of Animals Measured with Isotopic Tracers. M. Kleiber. *19th Intern. Physiol. Congr.*, 520(1953).
- K 80 Metabolism of Bovine Semen. I. Uptake of Glucose-C-14 by Bovine Spermatozoa. R. J. Flipse. *J. Dairy Sci.* 37, 425-30(1954).
- K 81 Methionine Metabolism in the Laying Hen. I. Effect of Change in the Dietary Protein or Tryptophan Level on Deposition of S-35 in the Egg. L. J. Machlin. *Poultry Sci.* 33, 201-5(1954).
- K 82 Mixing Rate of Phosphate between Plasma and Interstitial Body Fluid of Cows. M. Kleiber, A. H. Smith, and N. P. Ralston. *J. Gen. Physiol.* 33, 525-35(1950).
- K 83 Movement of Calcium in Chicks. H. Patrick and G. K. Schweitzer. *Poultry Sci.* 32, 920 (1953).
- K 84 Placental Transfer of Mo-99 and Ca-45 in Swine. R. L. Shirley, M. A. Jeter, J. P. Feaster, J. T. McCall, J. C. Outler, and G. K. Davis. *J. Nutrition* 54, 59-64(1954).
- K 85 Radioisotopes and Animal Nutrition. C. L. Comar. *Feed Age* 4, 30-3(1954).
- K 86 Radioisotopes in Poultry Research. C. L. Comar, O. E. Goff, R. A. Monroe, and H. Patrick. *Proc. Am. Vet. Med. Assoc.* 266-73 (1950).
- K 87 The Rate of Decomposition and Turnover of P-32 and Ca-45 in the Tissues of the Laying Hen. R. L. Shirley, J. C. Driggers, J. T. McCall, M. Mirenburg, and G. K. Davis. *Poultry Sci.* 33, 932(1954).
- K 88 Some Clinical Aspects and Therapy of the Acute Radiation Syndrome of Veterinary Clinicians. J. H. Rust. *J. Am. Vet. Med. Assoc.* 119, 44-5(1951).
- K 89 A Study of Corneal Healing in the Dog. E. J. Catcott. *Am. J. Vet. Research* 15, 55(1954).
- K 90 Tagged Atoms in Nutrition Research. M. Kleiber. *Proc. 4th Calif. Animal Ind. Conf.*, 35-42(1951).
- K 91 Tracer Studies on Carbonate Pool of Dairy Cows. M. Kleiber. *Federation Proc.* 11, 83 (1952).
- K 92 Uptake of S-35 in the Feathers, Gizzard Lining, Liver and Muscle of Young Chickens after Injection of Radioactive Methionine and Sulfate. L. J. Machlin, J. T. Jackson, A. H. Lanckenau, and P. B. Pearson. *Poultry Sci.* 33, 234-8(1954).
- K 93 The Use of Radioisotopes in Cattle Nutrition Research. G. K. Davis. *Atlantic Coast Line Agr. and Livestock Topics* 2, 6(1950).
- K 94 Absorptie en uitscheiding van oraal toegediend radioactief methyl-thiouracil bij hanen. J. J. Bezem, J. Lever, en F. Brunnekreeft. *Landbouwkund. Tijdschr.* 61, No. 12, 905-12(1949).
- K 95 Beta-Hydroxybutyric Acid Metabolism of the Mammary Gland. S. Kumar and S. Lakshmanan. *J. Dairy Sci.* 37, 669(1954).
- K 96 The Distribution of Orally Administered Radioactive Methyl-Thiouracil in Cockerels. J. J. Bezem, F. Brunnekreeft, M. J. E. Ernsting, J. Lever, and W. T. Nauta. *Acta Endocrinol.* 3, 151-55(1949).
- K 97 Hyperventilation and Other Factors Affecting Rate of Blood Flow in Perfusions of Excised Bovine Mammary Glands. S. Kumar, S. Lakshmanan, E. A. Corbin, and J. C. Shaw. *Am. J. Physiol.* 173, 82(1953).
- K 98 Perfusion Technique in Tracer Studies of Milk Secretion. S. Lakshmanan, S. Kumar, D. R. Jacobson, and J. C. Shaw. *Maryland Agr. Expt. Sta. Misc. Publ. No. 168*, (1953): *J. Dairy Sci.* 36, 589(1953).
- K 99 Precursor-Product Relationship for Milk Formation in the Intact Dairy Cow. M. Kleiber. *Rev. can. biol.* 13, 333-48(1954).
- K 100 Specific Activity-Time Relationship in Tracer Studies of Milk Secretion. S. Lakshmanan and S. Kumar. *J. Dairy Sci.* 37, 670(1954).

Bacteriology

- L 1 Accumulation of 2-Heptadecyl-2-Imidazoline, Silver, and Cerium by Fungus Spores in Mixed and Consecutive Treatments. L. P. Miller, S. E. A. McCallan, and R. M. Weed. *Contribs. Boyce Thompson Inst.* 17, 283-98(1953).
- L 2 Acetic Acid Metabolism in *Torulopsis utilis*. III. Metabolic Connection Between Acetic Acid and Various Amino Acids. G. Ehrensvar, L. Reio, E. Saluste, and R. Stjernholm. *J. Biol. Chem.* 189, 93-108(1951).
- L 3 Acetic Acid Oxidation by *Escherichia coli*: Evidence for the Occurrence of A Tricarboxylic Acid Cycle. H. E. Swim and L. O. Krampitz. *J. Bacteriol.* 67, 419-25(1954).
- L 4 Acetic Acid Oxidation by *Escherichia coli*: Quantitative Significance of the Tricarboxylic Acid Cycle. H. E. Swim and L. O. Krampitz. *J. Bacteriol.* 67, 426-34(1954).
- L 5 Acetylation of Amino Acids by Enzymes of *Clostridium kluyveri*. J. Katz, I. Lieberman, and H. A. Barker. *J. Biol. Chem.* 200, 417-29(1953).
- L 6 The Action of Streptomycin. VI. A New Metabolic Intermediate. W. W. Umbreit. *J. Bacteriol.* 66, 74-81(1953).
- L 7 The Anaerobic Decomposition of Benzoic Acid During Methane Fermentation. F. M. Clark and L. R. Fina. *Arch. Biochem. and Biophys.* 36, 26-32(1952).
- L 8 The Bacterial Oxidation of Aromatic Compounds. V. Metabolism of Benzoic Acids Labeled with C-14. B. P. Sleeper. *J. Bacteriol.* 62, 657-62(1951).
- L 9 Bacterial Synthesis of Alanine and Glutamate. E. B. Fowler and C. H. Werkman. *Arch. Biochem. and Biophys.* 41, 42-7(1952).
- L 10 The Bacteriostatic Effects of Saturated Fatty Acids. J. B. Hassinen, G. T. Durbin, and F. W. Bernhart. *Arch. Biochem. and Biophys.* 31, 183-9(1951).
- L 11 The Binding of Penicillin in Relation to its Cytotoxic Action. III. The Binding of Penicillin by Mammalian Cells in Tissue Culture (HeLa and L Strains). H. Eagle. *J. Exptl. Med.* 100, 117-24(1954).
- L 12 The Binding of Penicillin in Relation to its Cytotoxic Action. I. Correlation between the Penicillin Sensitivity and Combining Activity of Intact Bacteria and Cell-Free Extracts. H. Eagle. *J. Exptl. Med.* 99, 207-26(1954).
- L 13 Biochemical Effects of Penicillin on Nucleotide and Nucleic Acid Metabolism in *Staphylococcus aureus* and *Lactobacillus*. J. L. Strominger. *Federation Proc.* 12, 277(1953).
- L 14 Biochemical Studies of Virus Reproduction. IX. Nature of the Host Cell Contributions. M. S. H. Siddiqi, L. M. Kozloff, F. W. Putnam, and E. A. Evans, Jr. *J. Biol. Chem.* 199, 165-76(1952).
- L 15 Biochemical Studies of Virus Reproduction, X. Precursors of Bacteriophage T-7. F. W. Putnam, D. Miller, L. Palm, and E. A. Evans, Jr. *J. Biol. Chem.* 199, 177-91(1952).
- L 16 Biological Precursors of the Pyrimidines. L. D. Wright, C. S. Miller, H. R. Skeggs, J. W. Huff, L. L. Weed, and D. W. Wilson. *J. Am. Chem. Soc.* 73, 1898(1951).
- L 17 Biotin and Bacterial Growth. I. Relation to Aspartate, Oleate, and Carbon Dioxide. H. P. Broquist and E. E. Snell. *J. Biol. Chem.* 188, 431-44(1951).
- L 18 Carbon Dioxide Fixation into Amino Acids of *Penicillium chrysogenum*. C. O. Gitterman and S. G. Knight. *J. Bacteriol.* 64, 223-31(1952).
- L 19 CO₂ Requirements and Nucleic Acid Synthesis by *Brucella abortus*. J. W. Newton and J. B. Wilson. *J. Bacteriol.* 68, 74-6(1954).
- L 20 Changes in Phosphate Metabolism Induced in Yeast by Transition from Fermentation to Respiration. R. Zetterstrom, L. Ernster, and O. Lindberg. *Arch. Biochem. and Biophys.* 31, 113-26(1951).
- L 21 Conversion of Acetate and Pyruvate to Aspartic Acid in Yeast. C. H. Wang, R. C. Thomas, V. H. Cheldelin, and B. E. Christensen. *J. Biol. Chem.* 197, 663-7(1952).
- L 22 Cross Reactivation of Genetic Loci of T-2 Bacteriophage after Decay of Incorporated Radioactive Phosphorus. G. S. Stent. *Proc. Natl. Acad. Sci. U. S.*, 39, 1234-41(1953).
- L 23 Effect of Cobalt on the Phosphorus Turnover Rate in the Nucleic Acids of *Proteus vulgaris*. H. B. Leby, E. T. Skutch, and A. L. Schade. *Arch. Biochem.* 24, 206-15(1949).
- L 24 The Effect of Cobalt on the Relationship between Nucleic Acid Concentration and Growth Rate. H. B. Levy, E. T. Skutch, and A. L. Schade. *Arch. Biochem.* 24, 199-205(1949).
- L 25 Effect of Ionizing Radiation on the Serological Affinity of T-1 Bacteriophage. E. Pollard and J. Setlow. *Arch. Biochem. and Biophys.* 50, 376-82(1954).
- L 26 The Effect of Ionizing Radiation on Various Properties of Newcastle Disease Virus. C. Woese and E. Pollard. *Arch. Biochem. and Biophys.* 50, 354-67(1954).
- L 27 The Effect of Lanthanum on Growth and Metabolism of *Streptococcus faecalis*. R. M. Wurm. *J. Biol. Chem.* 192, 707-14(1951).
- L 28 The Effect of Substrate on the Endogenous Respiration of *Pseudomonas fluorescens*. M. Gibbs and W. A. Wood. *Bacteriol. Proc.* 137(1952).
- L 29 The Effect of Theiler's GD VII Virus on the Metabolic Activity of Amino Acids in Mouse Brain Minces. M. E. Rafelson, Jr., R. J. Winzler, and H. E. Pearson. *Unio Intern. Contra Cancrum* 7, 864-7(1952).

- L 30 Effect of Vitamin B-12 Derivatives on Oxidation and Vitamin Uptake by *Escherichia coli*. E. L. Oginsky and P. H. Smith. *J. Bacteriol.* 65, 183-6(1953).
- L 31 Ethanol Formation in *Pseudomonas lindneri*. M. Gibbs and R. D. DeMoss. *Arch. Biochem. and Biophys.* 34, 478-9(1951).
- L 32 Factors Associated with the Fungitoxicity of Ferbam and Nabam. R. M. Weed, S. E. A. McCallan, and L. P. Miller. *Contribs. Boyce Thompson Inst.* 17, 299-315(1953).
- L 33 Fermentation of L-Arabinose-1-C-14 by *Lactobacillus pentoaceticus*. D. A. Rappoport, H. A. Barker and W. Z. Hassid. *Arch. Biochem. and Biophys.* 31, 326(1951).
- L 34 Fixation of C-14O₂ in Amino Acids by *Brucella abortus*. A. G. Marr and J. B. Wilson. *Arch. Biochem. and Biophys.* 34, 442-8(1951).
- L 35 The Fixation of Carbon Dioxide by Growing and Non-Growing Yeast. I. E. Liener and D. L. Buchanan. *J. Bacteriol.* 61, 527-34(1951).
- L 36 Fixation of C-14O₂ into Nucleic Acid Constituents by *Brucella abortus*. J. W. Newton, A. G. Marr, and J. B. Wilson. *J. Bacteriol.* 67, 233-6(1954).
- L 37 Fixation of Molecular Tritium by Bacterial Suspensions. G. N. Smith and R. O. Marshall. *Arch. Biochem. and Biophys.* 39, 395-405(1952).
- L 38 Formation of D-Methionine from L- by *Streptococcus faecalis*. G. D. Shockman and G. Toennies. *Arch. Biochem. and Biophys.* 50, 9-17(1954).
- L 39 Formation of Propionic Acid from Lactic Acid by *Clostridium propionicum* and by *Propionibacterium arabinosum*. F. W. Leaver. *Federation Proc.* 12, 471(1953).
- L 40 Formation of Propionyl-, Butyryl-, and other Acylglycines by Enzymes of *Clostridium kluyveri*. J. Katz, I. Lieberman and H. A. Barker. *J. Biol. Chem.* 200, 431-41(1953).
- L 41 Glucose Dissimilation by Rhizopus. M. Gibbs and R. Gastel. *Arch. Biochem. and Biophys.* 43, 33-8(1953).
- L 42 Glucose and Gluconic Acid Oxidation of *Pseudomonas saccharophila*. N. Entner and M. Doudoroff. *J. Biol. Chem.* 196, 853-62(1952).
- L 43 Growth and Mutation of Bacteria During Continuous Irradiation. B. A. Rubin. *J. Bacteriol.* 67, 361-8(1954).
- L 44 The Heterolactic Fermentation. II. Position of C-14 in the Products of Glucose Dissimilation by *Leuconostoc mesenteroides*. I. C. Gunsalus and M. Gibbs. *J. Biol. Chem.* 194, 871-5(1952).
- L 45 Hydrogenase and Hydrogen Metabolism in *Micrococcus aerogenes*. W. Curtis and E. J. Ordal. *J. Bacteriol.* 68, 351-61(1954).
- L 46 Intracellular Conjugation and Detoxification of Palmitic Acid by *Mycobacterium tuberculosis*. J. L. Karlsson. *J. Bacteriol.* 67, 456-9(1954).
- L 47 On the Interconversion of Purines by *Lactobacillus casei*. M. E. Balis, G. B. Brown, G. B. Elion, G. H. Hitchings, and H. Vanderwerff. *J. Biol. Chem.* 188, 217-9(1951).
- L 48 Isoleucine and Valine Metabolism of *Escherichia coli*. I. Growth Studies on Amino Acid-Deficient Mutants. H. E. Umbarger and J. H. Mueller. *J. Biol. Chem.* 189, 277-85(1951).
- L 49 Isoleucine and Valine Metabolism of *Escherichia coli*. II. The Accumulation of Keto Acids. H. E. Umbarger and B. Magasanik. *J. Biol. Chem.* 189, 287-92(1951).
- L 50 Isoleucine and Valine Metabolism in *Escherichia coli*. V. α -Ketoisovaleric Acid Accumulation. E. A. Adelberg and H. E. Umbarger. *J. Biol. Chem.* 205, 475-82(1953).
- L-51 Lactic Acid Fermentation of Xylose by *Escherichia coli*. L. A. Nutting and S. F. Carson. *J. Bacteriol.* 63, 575-80(1952).
- L 52 Lactic Acid Fermentation of Xylose by *Escherichia coli*. L. A. Nutting and S. F. Carson. *J. Bacteriol.* 63, 581-9(1952).
- L 53 Mechanism of Cell Wall Penetration by Viruses. I. An Increase in Host Cell Permeability Induced by Bacteriophage Infection. T. T. Puck and H. H. Lee. *J. Exptl. Med.* 99, 481-94 (1954).
- L 54 The Mechanism of Virus Attachment to Host Cells. IV. Physicochemical Studies on Virus and Cell Surface Groups. T. T. Puck and L. J. Tolmach. *Arch. Biochem. and Biophys.* 51, 229-45(1954).
- L 55 Mechanism of Ethanol Formation by *Pseudomonas lindneri*. R. D. DeMoss and M. Gibbs. *Bact. Proc.*, 146(1952).
- L 56 Metabolism of Hydrogen Isotopes by Rapidly Growing *Chlorella pyrenoidosa* Cells. D. Weinberger and J. W. Porter. *Arch. Biochem. and Biophys.* 50, 160-8(1954).
- L 57 The Metabolism of Purines and Pyrimidines by Growing Yeast. M. Edmonds, A. M. Delluva and D. W. Wilson. *J. Biol. Chem.* 197, 251-9(1952).
- L 58 Metabolism of Ribonucleic Acid in Normal and Bacteriophage-Infected *Escherichia coli*. L. A. Manson. *Federation Proc.* 12, 242-3(1953).
- L 59 The Metabolism of Species of *Streptomyces*. IV. The Effect of Substrate on the Endogenous Respiration of *Streptomyces coelicolor*. V. W. Cochrane and M. Gibbs. *J. Bacteriol.* 61, 305-7(1951).
- L 60 The Metabolism of Species of *Streptomyces*. VI. Tricarboxylic Acid Cycle Reactions in *Streptomyces coelicolor*. V. W. Cochrane and H. D. Peck, Jr. *J. Bacteriol.* 65, 37-44(1953).
- L 61 The Metabolism of Species of *Streptomyces*. VII. The Hexosemonophosphate Shunt and Associated Reactions. V. W. Cochrane, H. D. Peck, Jr., and A. Harrison. *J. Bacteriol.* 66, 17-23(1953).
- L 62 Methionine Metabolism of *Streptococcus faecalis*. G. D. Shockman and G. Toennies. *Federation Proc.* 12, 267(1953).

- L 63 Mode of Action of Isoniazid. W. R. Barclay, R. H. Ebert and D. Koch-Weser. *Am. Rev. Tuberc.* 67, 490-6(1953).
- L 64 The Mortality of Bacteriophage Containing Assimilated Radioactive Phosphorus. A. D. Hershey, M. D. Kamen, J. W. Kennedy, and H. Gest. *J. Gen. Physiol.* 34, 305-19(1951).
- L 65 Nonequivalence of Methyl and Carboxyl Groups in Photometabolism of Acetate by *Rhodospirillum rubrum*. M. D. Kamen, S. J. Ajl, S. L. Ranson, and J. M. Siegel. *Science* 113, 302 (1951).
- L 66 Observations on the Mechanism of Fermentation of 1-C¹⁴-D-Xylose by *Lactobacillus pentosus*. J. O. Lampen, H. Gest, and J. C. Sowden. *J. Bacteriol.* 61, 97-8(1951).
- L 67 The Origin of Phosphorus in *Escherichia coli* Bacteriophages. L. W. Labaw. *J. Bacteriol.* 62, 169-73(1951).
- L 68 The Oxidation of Acetate by *Micrococcus lysodeikticus*. H. J. Saz and L. O. Krampitz. *J. Bacteriol.* 67, 409-18(1954).
- L 69 The Oxidation of Acetone by a Soil Diphtheroid. S. Levine and L. O. Krampitz. *J. Bacteriol.* 64, 645-50(1952).
- L 70 The Oxidation of Glucose and Acetate by *Saccharomyces cerevisiae*. N. R. Eaton and H. P. Klein. *J. Bacteriol.* 68, 110-6(1954).
- L 71 The Oxidation of Glucose By *Penicillium chrysogenum*. C. W. DeFiebre and S. G. Knight. *J. Bacteriol.* 66, 170-2(1953).
- L 72 Oxidative Assimilation by *Pseudomonas saccharophila* with C-14-Labeled Substrates. J. M. Wiame and M. Doudoroff. *J. Bacteriol.* 62, 187-93(1951).
- L 73 Pattern of Glucose Oxidation by *Acetobacter melanogenum*. H. Katznelson and S. W. Tanenbaum. *Federation Proc.* 12, 470(1953).
- L 74 Penicillin Uptake by Bacterial Cells. E. A. Maass and M. J. Johnson. *J. Bacteriol.* 57, 415-22(1949).
- L 75 Pentose and Desoxypentose Metabolism in Bacteria. J. O. Lampen. *J. Cellular Comp. Physiol.* 41, Supp. 1, 183-205(1953).
- L 76 Phosphate Turnover Studies with Soil Bacteria. J. O. Harris, R. E. Hein, and R. H. McFarland. *Trans. Kansas Acad. Sci.* 54, 560-4(1951).
- L 77 The Phosphogluconate Pathway of Carbohydrate Metabolism in the Multiplication of Bacterial Viruses. S. S. Cohen and L. Roth. *J. Bacteriol.* 65, 490-5(1953).
- L 78 Phosphorolysis of Maltose by Enzyme Preparations from *Neisseria meningitidis*. C. Fitting and M. Doudoroff. *J. Biol. Chem.* 199, 153-63 (1952).
- L 79 Phosphorylation and Chemosynthesis by *Thiobacillus thiooxidans*. R. W. Newburgh. *J. Bacteriol.* 68, 93-7(1954).
- L 80 Properties of the Penicillin Binding Component of *Micrococcus pyogenes*. J. W. Daniel, Jr., and M. J. Johnson. *J. Bacteriol.* 67, 321-8(1954).
- L 81 Protein Degradation in Bacteria. R. J. Podolsky. *Arch. Biochem. and Biophys.* 45, 327-40 (1953).
- L 82 Purine Metabolism of a Diaminopurine-Resistant Strain of *Lactobacillus casei*. G. B. Elion, H. Vanderwerff, G. H. Hitchings, M. E. Balis, D. H. Levin, and G. B. Brown. *J. Biol. Chem.* 200, 7-16(1953).
- L 83 Quantitative Studies on the Role of Hydrogen Sulfide Formation in the Toxic Action of Sulfur to Fungus Spores. L. P. Miller, S. E. A. McCallan, and R. M. Weed. *Contribs. Boyce Thompson Inst.* 17, 151-71(1953).
- L 84 Radioactive Phosphorus and the Growth and Metabolic Activities of Soil Microorganisms. C. A. I. Goring and F. E. Clark. *Soil Sci. Proc.* 16, 7-9(1952).
- L 85 Radioactive Phosphorus Tracer Studies on the Reproduction of T-4 Bacteriophage. O. Maaloe and G. S. Stent. *Acta Pathol. Microbiol. Scand.* 30, 149-57(1952).
- L 86 Radioactive Sulfur Tracer Studies on the Reproduction of T-4 Bacteriophage. O. Maaloe and N. Symonds. *J. Bacteriol.* 65, 177-82(1953).
- L 87 Radioactive Yeast Fractions Derived from C-14-Labeled Pyruvate and Acetate. R. F. Labbe, R. C. Thomas, V. H. Cheldelin, B. E. Christensen, and C. H. Wang. *J. Biol. Chem.* 197, 655-61(1952).
- L 88 The Rate of Endogenous Respiration as Affected by the Oxidation of Exogenous Substrates. H. J. Blumenthal, H. Koffler, and E. P. Goldschmidt. *Science* 116, 475-7(1952).
- L 89 Rate of Uptake and Toxic Dose on a Spore Weight Basis of Various Fungicides. L. P. Miller, S. E. A. McCallan, and R. M. Weed. *Contribs. Boyce Thompson Inst.* 17, 173-95(1953).
- L 90 The Relations Between Bound Penicillin and Growth in *Staphylococcus aureus*. E. A. Maass and M. J. Johnson. *J. Bacteriol.* 58, 361-6(1949).
- L 91 The Relationship between the Metabolic State of Tubercle Bacilli and the Uptake of C¹⁴ Isoniazid. W. R. Barclay, R. H. Ebert, and D. Koch-Weser. *J. Lab. Clin. Med.* 42, 779-80(1953).
- L 92 Response of *Escherichia coli* to Ferrous Ions. I. Influence of Temperature on the Mutagenic Action of Fe⁺⁺ for A Streptomycin-Dependent Strain. B. W. Catlin. *J. Bacteriol.* 65, 413-21(1953).
- L 93 Response of *Escherichia coli* to Ferrous Ions. II. Influence of Nitrogen and Oxygen on the Mutagenic and Lethal Effects of Fe⁺⁺ for a Streptomycin-Dependent Strain. B. W. Catlin. *J. Bacteriol.* 65, 422-7(1953).
- L 94 Role of Carbon Dioxide in the Bacterial Synthesis of Aspartate. E. B. Fowler and C. H. Werkman. *Arch. Biochem. and Biophys.* 36, 365-70(1952).

- L 95 Routes of Ethanol Formation in Bacteria. R. D. DeMoss. *J. Cellular Comp. Physiol.* 41, Sup. 1, 207-24(1953).
- L 96 Some Precursors of the 5-Hydroxymethylcytosine of T-6r+ Bacteriophage. S. S. Cohen and L. L. Weed. *J. Biol. Chem.* 209, 789-94(1954).
- L 97 Steroid Metabolism By a Species of Pseudomonas. II. Direct Evidence for the Breakdown of Testosterone. M. Santer and S. J. Ajl. *J. Biol. Chem.* 199, 85-9(1952).
- L 98 Studies on Fungicidal Action Using Radioactive Tracers. L. P. Miller and S. E. A. McCallan. *Trans. N. Y. Acad. Sci.* 14, 329-31(1952).
- L 99 Studies on the Mechanism of Acetate Oxidation by Bacteria. IV. Acetate Oxidation by Citrate-Grown *Aerobacter aerogenes* Studied with Radioactive Carbon. S. J. Ajl and D. T. O. Wong. *J. Bacteriol.* 61, 379-87(1951).
- L 100 Studies on the Mechanism of Acetate Oxidation by *Escherichia coli*. S. J. Ajl and M. D. Kamen. *J. Biol. Chem.* 189, 845-57(1951).
- L 101 Studies on the Mechanism of Acetate Oxidation by *Micrococcus lysodeikticus*. S. J. Ajl, M. D. Kamen, S. L. Ranson, and D. T. O. Wong. *J. Biol. Chem.* 189, 859-67(1951).
- L 102 Studies on the Metabolism of Photosynthetic Bacteria. XII. Comparative Light and Dark Metabolism of Acetate and Carbonate by *Rhodospirillum rubrum*. J. Glover, M. D. Kamen, and H. Van Genderen. *Arch. Biochem. and Biophys.* 35, 384-408(1952).
- L 103 Studies on the Methane Fermentation. VIII. Tracer Experiments of Fatty Acid Oxidation by Methane Bacteria. T. C. Stadtman and H. A. Barker. *J. Bacteriol.* 61, 67-80(1951).
- L 104 Studies on the Methane Fermentation. IX. The Origin of Methane in the Acetate and Methanol Fermentations by Methanosarcina. T. C. Stadtman and H. A. Barker. *J. Bacteriol.* 61, 81-6(1951).
- L 105 Studies on the Methane Fermentation. X. A New Formate-Decomposing Bacterium, *Methanococcus vannielii*. T. C. Stadtman and H. A. Barker. *J. Bacteriol.* 62, 269-80(1951).
- L 106 Studies on the Specificity of the Fermentation of Pentoses by *Lactobacillus pentosus*. J. O. Lampen and H. R. Peterjohn. *J. Bacteriol.* 62, 281-92(1951).
- L 107 Studies on the *in Vitro* Effects of Radioactive I-131 Labeled 3,5 Diiodo Pas on the Tubercle Bacillus. I. Kass. *Am. Rev. of Tuberc.* 65, 316-24(1952).
- L 108 A Study of Carbon Dioxide Fixation by *Micrococcus lysodeikticus*. I. R. McManus. *J. Biol. Chem.* 188, 729-40(1951).
- L 109 Succinate Decarboxylation Reaction in Propionibacterium. E. A. Delwiche, E. F. Phares, and S. F. Carson. *Federation Proc.* 12, 194-5(1953).
- L 110 Sulfur Metabolism in *Escherichia coli*. II. Competitive Utilization of Labeled and Non-labeled Sulfur Compounds. D. B. Cowie, E. T. Bolton, and M. K. Sands. *J. Bacteriol.* 62, 63-74(1951).
- L 111 Sulfur Metabolism in *Escherichia coli*. III. The Metabolic Fate of Sulfate Sulfur. E. T. Bolton, D. B. Cowie, and M. K. Sands. *J. Bacteriol.* 63, 309-18(1952).
- L 112 Sulfur Metabolism in *Escherichia coli*. IV. Influence of Nonmethionine Sulfur Compounds Upon A Methionine Requiring Mutant. D. B. Cowie and E. T. Bolton. *J. Bacteriol.* 64, 87-96(1952).
- L 113 Sulfur 35 As a Mutagenic Agent in Neurospora. F. P. Hungate and T. J. Mannell. *Genetics* 37, 709-19(1952).
- L 114 The Toxicity of P-32 for Normal and Influenza Virus Infected Embryos. A. F. Graham, G. Dempster, and B. Buchner. *J. Bacteriol.* 63, 426-7(1952).
- L 115 Tracer Experiments on the Mechanism of Acetate Formation from Carbon Dioxide by *Butyribacterium rettgeri*. L. Pine and H. A. Barker. *J. Bacteriol.* 68, 216-26(1954).
- L 116 Tracer Studies of Formate Metabolism in Fungi. W. E. Jefferson and J. W. Foster. *J. Bacteriol.* 65, 587-92(1953).
- L 117 Tracer Studies on Ornithine, Lysine, and Formate Metabolism in an Amino Acid Fermenting Clostridium. T. C. Stadtman and F. H. White, Jr. *J. Bacteriol.* 67, 651-7(1954).
- L 118 Transfructosidation Reactions of an Enzyme of *Aspergillus oryzae*. J. H. Pazur. *J. Biol. Chem.* 199, 217-25(1952).
- L 119 Transthiomethylation. F. Schlenk and R. L. Smitn. *Federation Proc.* 12, 265(1953).
- L 120 Uptake of C-14O₂ by *Aspergillus niger* in the Formation of Citric Acid. S. M. Martin and P. W. Wilson. *Arch. Biochem. and Biophys.* 32, 150-7(1951).
- L 121 The Uptake and Distribution of Phosphorus in *E. coli* B/r. B. A. Rabin, M. F. C. Perry, and F. Z. Thanassi. *Bacteriol. Proc.* 137(1952).
- L 122 Uptake of Lanthanum by a Yeast. V. T. Bowen and A. C. Rubinson. *Nature* 167, 1032(1951).
- L 123 Uptake of Radioactive Vitamin B₁₂ by Various Microorganisms. R. L. Davis, L. L. Layton, and B. F. Chow. *Proc. Soc. Exptl. Biol. Med.* 79, 273-6(1952).
- L 124 Uptake of Vitamin B₁₂ by *Escherichia coli*. E. L. Oginsky. *Arch. Biochem. and Biophys.* 36, 71-9(1952).
- L 125 The Use of Phosphorus 32 in Studies on *Plasmodium gallinaceum*. I. The Development of a Method for the Quantitative Determination of Parasite Growth and Development *in Vitro*. D. H. Clarke. *J. Exptl. Med.* 96, 439-50(1952).
- L 126 The Use of Phosphorus 32 in Studies on *Plasmodium gallinaceum*. II. Studies on Conditions Affecting Parasite Growth in Intact Cells and in Lysates. D. H. Clarke. *J. Exptl. Med.* 96, 451-63(1952).

- L 127 Use of Radioactive Isotopes in Study of Fungi and Bacteria. J. M. Hømmer, I. A. Pearson, K. E. Corrigan, H. S. Hayden, and W. L. Mallmann. *Am. J. Clin. Pathol.* 20, 282-6(1950).
- L 128 Utilization of C-14-Labeled Pyruvate and Acetate by Yeast. C. H. Wang, R. F. Labbe, B. E. Christensen, and V. H. Cheldelin. *J. Biol. Chem.* 197, 645-53(1952).
- L 129 Utilization of Glucose-1-C-14 by Yeast. C. Gilvarg. *J. Biol. Chem.* 199, 57-64(1952).
- L 130 Utilization of Guanine by *Tetrahymena geleii*. M. R. Heinrich, V. C. Dewey, and G. W. Kidder. *J. Am. Chem. Soc.* 75, 1741-2(1953).
- L 131 The Utilization of Host Pyrimidines in the Synthesis of Bacterial Viruses. L. L. Weed and S. S. Cohen. *J. Biol. Chem.* 192, 693-700(1951).
- L 132 The Utilization of Purine Ribotides by *Lactobacillus casei*. M. E. Balis, D. H. Levin, G. B. Brown, G. B. Elion, H. Vanderwerff, and G. H. Hitchings. *J. Biol. Chem.* 200, 1-6(1953).
- L 133 Utilization of Some Purine Riboside Derivatives By *Lactobacillus casei*. M. E. Balis, D. H. Levin, G. B. Brown, G. B. Elion, H. Vanderwerff, and G. H. Hitchings. *J. Biol. Chem.* 199, 227-34(1952).
- L 134 Utilization of Sulfur Compounds by *Penicillium chrysogenum*. C. M. Stevens, F. Vohra, E. Inamine, and O. A. Roholt. *Federation Proc.* 12, 275(1953).
- L 135 The Utilization of the Three Singly-C-14 Marked Lactic Acids by *Escherichia coli*. D. Fraser and B. Tolbert. *J. Bacteriol.* 62, 195-7(1951).
- L 136 Virus and Cell Interaction with Ion Exchangers. T. Puck and B. Sagik. *J. Exptl. Med.* 97, 807-20(1953).
- L 137 A Virus Effect on the Uptake of C-14 from Glucose *in Vitro* by Amino Acids in Mouse Brain. M. E. Rafelson, Jr., R. J. Winzler, and H. E. Pearson. *J. Biol. Chem.* 193, 205-17 (1951).
- L 138 Virus (Herpes Simplex, Vaccinia) Studies in Embryonated Eggs with Radioactive Phosphorus. H. Blønk, B. Kaneda, and O. Liu. *Proc. Soc. Exptl. Biol. Med.* 79, 404-9(1952).
- L 139 An Adaptive Alternative Pathway of Fermentation in Homolactic Bacteria. J. T. Sokatch and I. C. Gunsalus. *Am. Chem. Soc., 124th Meeting, Chicago*, 40(1953).
- L 140 An Adaptive Citric Acid Desmolase in *Streptococcus faecalis*. D. C. Gillespie and I. C. Gunsalus. *Proc. Soc. Am. Bacteriol., 53rd General Meeting*, 80(1953).
- L 141 Bacterial Cleanability of Various Types of Eating Surfaces. G. M. Ridenour and E. H. Armbruster. *Am. J. Public Health* 43, 138-49(1953).
- L 142 The Biotin Requirement of *Micrococcus Lyso-deiktrous*. G. E. Wessman, L. P. Allen, and C. H. Werkman. *J. Bacteriol.* 67, 554-8(1954).
- L 143 Calcium Ions and Lactic Acid Bacteria. C. H. Eades, Jr. and E. F. Williams, Jr. *Southern Chemist* 11, 58(1951).
- L 144 Carbon Dioxide and Acetate Exchange Extracts of *Clostridium butyricum*. R. S. Wolfe and D. J. O'Kane. *Bacteriol. Proc.*, 98(1954).
- L 145 Carbon Dioxide Turnover in the Fermentation of 2, 3, 4, and 5 Carbon Compounds by the Propionic Acids and Bacteria. H. G. Wood and F. W. Leaver. *Biochim. et Biophys. Acta* 12, 207(1953).
- L 146 The Chemistry of Zinc Added to Soils and Clays. J. L. Nelson and S. W. Melsted. *Soil Sci. Soc. Am. Proc.* 17, 111-1(1953).
- L 147 Comparative Effect of Fungicides on Oxygen Uptake and Germination of Spores. S. E. A. McCallan, L. P. Miller, and R. M. Weed. *Contribs. Boyce Thompson Inst.* 18, 39-68(1954).
- L 148 Effect of Thiocetic Acid on the Incorporation of Carbon Dioxide into Pyruvate. G. R. Seaman. *J. Bacteriol.* 65(1953).
- L 149 Enzymatic Activation of the Formate-Pyruvate Reaction in *Escherichia coli*. G. D. Novelli, H. Gest, and L. O. Krampitz. *Bact. Proc.* 97 (1954).
- L 150 Enzymatic Exchange of Radioactive Bicarbonate with Pyruvate Carboxyl Group by *Clostridium acidi-urici*. J. V. Beck and R. D. Sagers. *Arch. Biochem. and Biophys.* 54, 249 (1955).
- L 151 The Enzymes of an Adaptive Gluconate Fermentation Pathway in *Streptococcus faecalis*. J. T. Sokatch and I. C. Gunsalus. *Bact. Proc. 54th General Meeting*, 109(1954).
- L 152 Evidence for the Coexistence of Alternate Routes of Carbohydrate Metabolism in *Penicillium chrysogenum Q-176*. E. C. Heath, H. Koffler and E. P. Goldschmidt. *Proc. Indiana Acad. Sci.* 62, 64(1952).
- L 153 Factors Influencing Rate of Uptake of C-14 of Carboxyl-Labeled Glycine into the Protein of *Torula utilis*. A. H. Webb, F. Friedberg, and L. M. Marshall. *Proc. Soc. Am. Bacteriol.* 140 (1950).
- L 154 Fermentation of Glucose 3,4-C-14 and Glucose-1-C-14 by *Propionibacterium*. H. G. Wood and F. W. Leaver. *Federation Proc.* 11, 313(1952).
- L 155 Fermentations of Arabinose-1-C-14 by Propionic Acid Bacteria. D. A. Rappoport and H. A. Barker. *Arch. Biochem. and Biophys.* 49, 249(1954).
- L 156 Formation of 2-Ketogluconate from Glucose by a Cell-Free Preparation of *Pseudomonas aeruginosa*. C. A. Claridge and C. H. Werkman. *Arch. Biochem. and Biophys.* 47, 99-105(1953).
- L 157 Formation of Propionic Acid from Lactic Acid by *Clostridium propionicum* and by *Propionium arabinosium*. F. W. Leaver. *Federation Proc.* 12, 71(1953).
- L 158 Gene Interactions: The Mode of Action of the Suppressor of Acetate-Requiring Mutants of *Neurospora crassa*. B. S. Strauss and S. Pierog. *J. Gen. Microbiol.* 10, 221-35(1954).

- L 159 Growth Response of *Streptococcus faecalis* to the Stereoisomers of Methionine and Some Derivatives. G. D. Shockman and G. Toennies. *Arch. Biochem. and Biophys.* 50, 1-8(1954).
- L 160 On the Incorporation of Radioactive Amino Acids into the Protein Fraction of *Torula utilis*. F. Friedberg. *Experientia* 9, 425(1953).
- L 161 Influence of Colic Acid, Thymine and Dehydroisoandrosterone Acetate on Formate C-14 Uptake by *Streptococcus faecalis*. J. R. Totter. *Federation Proc.* 11, 300(1952).
- L 162 The Influence of Formate and Coenzyme A on the Decomposition of Acetyl Phosphate by Extracts of *C. kluyveri*. I. Lieberman. *Arch. Biochem. and Biophys.* 51, 350-66(1954).
- L 163 The Influence of Substrates on the Endogenous Metabolism of *Penicillium chrysogenum*. H. Koffler and H. J. Blumenthal. *Resumes des Communications, III Cong. International de Biochimie*, 86-7(1952).
- L 164 Intermediates in Purine Decomposition by *Clostridium cylindrosporum*. J. C. Rabinowitz and H. A. Barker. *Federation Proc.* 12, 843 (1953).
- L 165 α -Keto Acid Formation and Decomposition by Preparations of *Clostridium kluyveri*. I. Lieberman and H. A. Barker. *J. Bacteriol.* 68, 329-33(1954).
- L 166 Manganese Metabolism of *Escherichia coli* as Related to Its Mutagenic Action. R. B. Roberts and E. Aldous. *Cold Spring Harbor Symposia Quant. Biol.* 16, 229-31(1951).
- L 167 The Mechanism of Allantoin Degradation by a *Pseudomonas*. L. L. Campbell. *J. Bacteriol.* 68, 598-603(1954).
- L 168 Mechanism of Carbon Dioxide Fixation in *Micrococcus lysodeikticus*. I. R. McManus. *Federation Proc.* 9, 203(1950).
- L 169 Metabolism of Glucose by *Butyribacterium rettgeri*. L. Pine, V. Haas and H. A. Barker. *J. Bacteriol.* 68, 227-30(1954).
- L 170 A Method for the Specific Conversion of Iodoform to CO₂: Formaldehyde Metabolism in Propionic Acid Fermentation. F. W. Leaver. *Federation Proc.* 11, 246(1952).
- L 171 Net Synthesis of Sterols by Resting Cells of *Saccharomyces cerevisiae*. H. P. Klein, N. R. Eaton, and J. C. Murphy. *Biochim. et Biophys. Acta* 13, 591(1954).
- L 172 A New Mechanism of Ethanol Formation in the Heterolactic Fermentation. M. Gibbs and R. D. DeMoss. *Federation Proc.* 10, 189(1951).
- L 173 Oak Wilt Fungus Labeled with C-14. P. F. Hoffman and B. M. Zuckerman. *Science* 120, 106-8(1954).
- L 174 Observations on the Simultaneous Metabolism of Acetate and Carbon Dioxide by Resting Cell Suspensions of *Rhodospirillum rubrum*. J. Glover and M. D. Kamen. *Federation Proc.* 10, 190(1951).
- L 175 The Origin of Phosphorus in the T-1, T-5, T-6, and T-7 Bacteriophages of *Escherichia coli*. L. W. Labaw. *J. Bacteriol.* 66, 429(1953).
- L 176 The Origin of Phosphorus in T-5 Bacteriophage of *Escherichia coli*. L. W. Labaw. *Proc. Natl. Acad. Sci.* 37, 721(1951).
- L 177 Oxidation of Acetate and Glucose by *Saccharomyces cerevisiae*. N. R. Eaton and H. P. Klein. *Proc. Soc. Am. Bacteriol.* 75(1953).
- L 178 Oxidative Metabolism of Acetate by *Penicillium chrysogenum*. E. P. Goldschmidt and H. Koffler. *Federation Proc.* 12, 200(1953).
- L 179 The Oxidative Metabolism of Acetate by *Penicillium chrysogenum*. E. P. Goldschmidt, H. Koffler, and H. J. Blumenthal. *Abstr. Papers, 12th. Intern. Cong. Pure and Appl. Chem.*, 57-8 (1951).
- L 180 Permeability of *Escherichia coli*. R. B. Roberts and R. T. Nieset. *Federation Proc.* 9, 107(1950).
- L 181 Potassium Compounds Associated with Carbohydrate Metabolism of *Escherichia coli*. E. T. Bolton. *Federation Proc.* 9(1950).
- L 182 Problems of Oxidative Mold Metabolism. Symposium on Microbial Metabolism. H. Koffler. *Supplemento al rendiconti della Istituto Superiore di Santia, Roma*, 35-41(1953).
- L 183 The Production of Hydrogen Peroxide by an Obligate Anaerobe, *C. kluyveri*. I. Lieberman and H. A. Barker. *J. Bacteriol.* 68, 61-2(1954).
- L 184 Radiation Mutants of *Aspergillus niger*. S. Berk. *Mycologia* 44, 723-35(1952).
- L 185 Radioactive Materials in Prevention of Mold Growth in Optical Instruments. S. Berk and L. Teitell. *Ind. Eng. Chem.* 46, 778-84(1954).
- L 186 Reduction of Nitrate with Molecular Hydrogen by *Proteus vulgaris*. A. I. Krasna and D. Ritzenberg. *J. Bacteriol.* 68, 53(1954).
- L 187 Release of Cellular Constituents as Basis of Sensitive Assays for Circulins. D. J. Colasito, H. Koffler, H. C. Reitz, and P. A. Tetrault. *Riassunti della comunicazioni, VI. Cong. Int. di Microbiologia* 1, 232(1953).
- L 188 The Role of Glutathione in Protein Synthesis by *Escherichia coli*. R. B. Roberts and E. T. Bolton. *Science* 115, 479(1952).
- L 189 Role of Potassium in Cellular Metabolism. I. Z. Roberts. *Federation Proc.* 9, 219(1950).
- L 190 The Role of the Tricarboxylic Acid Cycle in Amino Acid Synthesis in *Escherichia coli*. R. B. Roberts and P. H. Abelson. *Science* 117, 471 (1953).
- L 191 The Role of the Tricarboxylic Acid Cycle in Amino Acid Synthesis in *Escherichia coli*. D. B. Cowie, R. Britten, E. Bolton, and P. H. Abelson. *Proc. Natl. Acad. Sci.* 39, 1013-9(1953).
- L 192 The Route of Hexose and Triose Metabolism in Lactic Acid Bacteria. I. C. Cunsalus. *120th. Meeting, Am. Chem. Soc., Sept.*, 3-7(1951).
- L 193 Some Effects of Azaserine on Yeast Metabolism. H. Halvorson. *Antibiotics and Chemotherapy* 4, 948-61(1954).

- L 194 Some Properties of the Hexokinase of *Pseudomonas putrefaciens*. H. P. Klein. *J. Bacteriol.* 66, 650-5(1953).
- L 195 Some Quantitative Aspects of the Hexosemonophosphate Shunt in *Penicillium chrysogenum*. E. C. Meath and H. Koffler. *Abstr. of Papers, Division of Biol. Chem., Am. Chem. Soc., Section B*, 8C(1953).
- L 196 Studies on Controlling Mechanisms in the Metabolism of Virus-infected Bacteria. S. S. Cohen. *Cold Spring Harbor Symposia Quant. Biol.* 18, 211(1953).
- L 197 Studies on Mechanism of Acetate Oxidation by Bacteria. S. J. Aji and M. D. Kamen. *Federation Proc.* 9, 143-4(1950).
- L 198 Studies on Metabolism of Photosynthetic Bacteria V. Photoproduction of Hydrogen and Nitrogen Fixation in *Rhodospirillum rubrum*. H. Gest, M. D. Kamen, and H. M. Bregoff. *J. Biol. Chem.* 182, 153-70(1950).
- L 199 Studies on the Metabolism of Photosynthetic Bacteria VI. Metabolism of Isoniazid by a New Strain of *Rhodopseudomonas gelatinosa*. J. M. Siegel and M. D. Kamen. *J. Bacteriol.* 59, 693-7(1950).
- L 200 Studies on Unbalanced Growth in *Escherichia coli*. S. S. Cohen and H. D. Barner. *Proc. Natl. Acad. Sci.* 40, 885(1954).
- L 201 Studies on the Uptake of Rubidium Ions by *Penicillium chrysogenum* mycelia. E. S. Rorem. *Bacteriol. Proc., J. Bacteriol.* 65, 85-6(1953).
- L 202 Sulfur Metabolism of *Escherichia coli*. D. B. Cowie and M. K. Sands. *Federation Proc.* 9, 163(1950).
- L 203 Synthesis of the Aspartic and Glutamic Families of Amino Acids by *Escherichia coli*. E. T. Bolton, R. Britten, and D. B. Cowie. *Science* 117, 465(1953).
- L 204 Tricarboxylic Acid Cycle Reactions in *Streptomyces griseus*. V. Coty, H. R. Garner, and H. Koffler. *Bacteriol. Proc.* 74(1953).
- L 205 The Uptake of P-32 by Nongrowing Yeast Cells. A. B. Almeida and F. G. Sherman. *J. Cellular Comp. Physiol.* 44, 333(1954).
- L 206 Utilization of Formaldehyde by Propionic Acid Bacteria. F. W. Leaver. *J. Am. Chem. Soc.* 72, 5326(1950).
- L 207 Utilization of Gluconate and Glucose in Growing and Virus-infected *Escherichia coli*. S. S. Cohen. *Nature* 168, 746(1951).
- L 208 Utilization of Labeled Fructose-6-Phosphate and Fructose-1,6-Diphosphate by *Escherichia coli*. I. Z. Roberts and E. L. Wolffe. *Arch. Biochem. and Biophys.* 33, 165-6(1951).
- L 209 Utilization of Some Purine Ribose Derivatives by *Lactobacillus casei*. M. E. Balis and G. B. Elion. *Federation Proc.* 11, 183-4(1952).
- L 210 Zinc Status of Some Illinois Soils as Estimated by an *Aspergillus niger* Method. T. C. Tucker, L. T. Kurtz, and D. L. Lynch. *Soil Sci. Soc. Am. Proc.* 17, 111-4(1953).
- L 211 Acetic and Metabolism in *Escherichia coli*. C. Cutinelli, G. Ehrensvar, L. Reio, E. Saluste, and R. Stjernholm. *Acta Chem. Scand.* 5, 353-71(1951).
- L 212 Acetic Acid Metabolism in *Rhodospirillum rubrum* under Anaerobic Condition II. C. Cutinelli, G. Ehrensvar, L. Reio, E. Saluste, and R. Stjernholm. *Arkiv Kemi* 3, 315-22(1951).
- L 213 Acetic Acid Metabolism in *Rhodospirillum rubrum* under Anaerobic Condition III. C. Cutinelli, F. Ehrensvar, G. Hogstrom, L. Reio, and R. Stjernholm. *Arkiv Kemi* 3, 501-9 (1951).
- L 214 Acetic Acid Metabolism in *Torulopsis utilis*. I. The Cultivation of *Torulopsis* Yeast on $C^{13}H_3COOH$ as the Single Carbon Source. J. Baddiley, G. Ehrensvar, R. Johansson, L. Reio, E. Saluste, and R. Stjernholm. *J. Biol. Chem.* 183, 771-6(1950).
- L 215 Acetic Acid Metabolism in *Torulopsis utilis*. II. Metabolic Connection between Acetic Acid and Tyrosine and a Method of Degradation of the Phenolic Ring Structure in Tyrosine. J. Baddiley, G. Ehrensvar, E. Klein, L. Reio, and E. Saluste. *J. Biol. Chem.* 183, 777-8(1950).
- L 216 Om bildningen av treonin i *Torulopsis utilis* och *Escherichia coli*. G. Ehrensvar, L. Reio, E. Saluste, and R. Stjernholm. *Nord. Kemistmetel, Abstracts of Communications*, 71-2(1950).
- L 217 A Cholesterol Metabolizing *Escherichia coli*. G. L. Curran and K. C. Brewster. *Bull. Johns Hopkins Hosp.* 91, 68-70(1952).
- L 218 Citric Acid Formation by *Aspergillus niger* through Condensation of 3C2 Moieties. J. W. Foster and S. F. Carson. *J. Am. Chem. Soc.* 72, 1865(1950).
- L 219 A Citric Acid Cycle in *Propionibacterium pentosaceum*. E. A. Delwiche and S. F. Carson. *J. Bacteriol.* 65, 318-21(1953).
- L 220 The Distribution of C-14-Labeled Isoniazid in Normal and Infected Guinea Pigs. R. W. Manthei, L. J. Roth, W. R. Barclay, and R. H. Ebert. *Arch. Intern. Pharmacodynamie* 98, June (1954).
- L 221 The First Steps of Virus Invasion. T. T. Puck. *Cold Spring Harbor Symposia Quant. Biol.* 18, 149(1953).
- L 222 Lysis of Cells by Viruses and Synthetic Polyelectrolytes. T. T. Puck and H. H. Lee. *Micro. Genet. Bull.* 9, 13(1954).
- L 223 Mechanism of Virus Attachment to Host Cells. III. L. J. Tolmach and T. T. Puck. *J. Am. Chem. Soc.* 74, 5551(1952).
- L 224 Mode of Action of Isoniazid. W. R. Barclay, D. Koch-Weser, and R. H. Ebert. *Am. Rev. Tuberc.* 70, 784(1954).
- L 225 Utilizzazione batterica dell'acido acetico marcato nella sintesi degli aminoacidi. C. Cutinelli and G. Ehrensvar. *Arch. Sci. Biol.* 35, 194-204 (1951).

Fertilizer Uptake by Plants

- M 1 Absorption by Sugar Cane of Phosphorus from Tagged Superphosphate Added to a Phosphorus-Fixing Latasol. J. A. Bonnet and A. Riera. *Soil Sci.* 76, 355-9(1953).
- M 2 Accumulation of Radioisotopes in Corn Leaves. J. D. Sayre. *Research Bull.* 723, Ohio Agricul. Experiment Sta., Wooster, Ohio.
- M 3 The Availability and Mobility of Calcium in a Ca-45 Labeled Wilson Dam Slag as Determined by Pot and Lysimeter Studies. D. E. Davis. *Proc. Assoc. Southern Agri. Workers* (February), 145(1952).
- M 4 Availability of Residual Phosphorus of Superphosphate and Rock Phosphate Determined by Phosphorus in Crops from Radioactive Superphosphate. J. R. Neller and H. W. Lundy. *Soil Sci.* 74, 409-15(1952).
- M 5 Bicarbonate Ion and Oxygen Level as Related to Chlorosis. W. L. Lindsay and D. W. Thorne. *Soil Sci.* 77, 271-9(1954).
- M 6 Calcium Translocation in Calcium Starved Peas. H. Jonas. *Proc. Assoc. Southern Agr. Workers* (February), 146 (1952).
- M 7 Calcium Uptake by Tobacco from Band Applications of Fertilizer Materials, J. M. Blume and N. S. Hall. *Soil Sci.* 75, 299-306(1953).
- M 8 Competitive Uptake by Plants of Potassium, Rubidium, Cesium, and Calcium, Strontium and Barium from Soils. R. G. Menzel. *Soil Sci.* 77, 419-25(1954).
- M 9 Corn Leaf Autographs Show where Elements Accumulate. J. D. Sayre. *Ohio Farm and Home Research* 37, 36-44(1952).
- M 10 A Dithizone Tissue Test for Zinc in Plants. E. Shaw. *Soil Sci.* 74, 479-80(1952).
- M 11 Effect of Lime on Availability of Labeled Phosphorus of Phosphates in Rutledge Fine Sand and Marlboro and Carnegie Fine Sandy Loams. J. R. Neller. *Soil Sci.* 75, 103-8(1953).
- M 12 Effect of Lime on Uptake of Phosphorus Using Labeled Calcium and Phosphorus. W. K. Robertson. *Proc. of Assoc. of Southern Agr. Workers* (February), 54-5(1952).
- M 13 Fertilizer Traced in Corn Leaves (Radioactive Tests in Corn Leaves). J. D. Sayre. *Agr. Chemicals* 7, 34-6(1952).
- M 14 Influence of Soil Acidity on Absorption of Calcium by Alfalfa as Revealed by Radiocalcium. W. R. Schmehl, M. Peech, and R. Bradfield. *Soil Sci.* 73, 11-21(1952).
- M 15 On the Kinetics of Phosphorus Exchange in Lakes. F. R. Hayes, J. A. McCarter, M. L. Cameron, and D. A. Livingstone. *J. Ecol.* 40, 202-16(1952).
- M 16 Manganese Studies with Some New Jersey Soils. S. J. Toth and E. M. Romney. *Soil Sci.* 78, 295-303(1954).
- M 17 Movement and Effect of Lime and Gypsum in Soil. D. Ririe, S. J. Toth, and F. E. Bear. *Soil Sci.* 73, 23-35(1952).
- M 18 Phosphate Fertilizers for the Texas Blacklands: I. Relative Availability of Various Phosphatic Fertilizers. R. J. Speer, S. E. Allen, M. Maloney, and A. Roberts. *Soil Sci.* 72, 459-64(1951).
- M 19 Phosphate Fertilizers for the Texas Blacklands: II. Utilization of Phosphate as Influenced by Plant Species and by Placement and Time of Application. S. E. Allen, R. J. Speer, and M. Maloney. *Soil Sci.* 77, 65-63(1954).
- M 20 Phosphorus Utilization by Corn as Affected by Placement and Nitrogen and Potassium Fertilization. W. K. Robertson, P. M. Smith, A. J. Ohlrogge, and D. M. Kinch. *Soil Sci.* 77, 219-26(1954).
- M 21 Plant and Soil Studies with Radioactive Manganese. E. M. Romney and S. J. Toth. *Soil Sci.* 77, 107-17(1954).
- M 22 Plant Studies with Radioactive Calcium. D. Ririe and S. J. Toth. *Soil Sci.* 73, 1-10(1952).
- M 23 Plant Uptake of Zinc 65 from Soils and Fertilizers in the Greenhouse. E. Shaw, R. G. Menzel, and L. A. Dean. *Soil Sci.* 77, 205-14(1954).
- M 24 Radioautographs Revealed Nutrient Distribution in Ladino. I. Stewart. *N. J. Agric. Expt. Sta. Bull.* 759, 20-2(1951).
- M 25 Residual Effects of Phosphorus in Soil at Different pH Levels as Measured by Yield and Phosphorus Uptake by Oats. C. McAuliffe, G. Stanford, and R. Bradfield. *Soil Sci.* 72, 171-8 (1951).
- M 26 Residual Effects of Superphosphate Application on Soil Phosphorus Level and Growth of Crimson Clover as Measured by Yield and Phosphorus Uptake. A. B. Prince. *Soil Sci.* 75, 51-7(1953).
- M 27 Residual Phosphorus of Heavily Fertilized Acid Soils. E. J. Rubins. *Soil Sci.* 75, 59-67(1953).
- M 28 Response of Evergreen Sweet Clover and Cotton to Phosphorus Applications on Houston Black Clay. L. C. Kapp, R. J. Hervey, J. R. Johnston, and J. C. Smith. *Soil Sci.* 75, 109-18(1953).
- M 29 Rock Phosphate Studies with Neutron Irradiated Rock Phosphate. M. Fried and Arnold J. MacKenzie. *Soil Sci. Soc. Am.* 14, 226-31(1950).
- M 30 A Study of the Utilization of Phosphorus in Green Manure Crops by the Succeeding Crop, Using Radioactive Phosphorus. J. L. White, M. Fried, and A. J. Ohlrogge. *Agron. J.* 41, 174(1949).
- M 31 Summary of Industry Committee's Work on Tagged Element Fertilizer Research. V. Sauchelli. *Agr. Chemicals* 7, 46-7, 111, 113, 115(1952).
- M 32 Uptake and Movement of Fertilizer Phosphorus. J. Jordan, C. Simkins, G. Corey, R. Knight and G. O. Baker. *Soil Sci.* 73, 305-13(1952).
- M 33 The Uptake of Phosphorus by Bean Plants with Particular Reference to the Effects of Iron. O. Biddulph and C. G. Woodbridge. *Plant Physiol.* 27, 431-44(1952).
- M 34 Use of Ca 45 Labeled Calcium Carbonate in Determining Proportions of Native and Additive

- Calcium in Lysimeter Leachings and in Plant Uptake. H. C. Harris, W. H. MacIntire, C. L. Comar, W. M. Shaw, S. H. Winterberg, and S. L. Hood. *Soil Sci.* 73, 289-98(1952).
- M 35 Use of Ca-45 Labeled Quenched Calcium Silicate Slag in Determination of Proportions of Native and Additive Calcium in Lysimeter Leachings and in Plant Uptake. D. E. Davis, W. H. MacIntire, C. L. Comar, W. M. Shaw, S. H. Winterberg, and H. C. Harris. *Soil Sci.* 76, 153-63(1953).
- M 36 The Use of Isotopes in Agricultural Research - I. P. A. Collier. *Chemistry & Industry*, 1122-24(1951).
- M 37 The Use of Isotopes in Soil Research. G. R. Noggle. *Sci. Monthly* 72, 51-6(1951).
- M 38 The Use of P-32 in Studies on the Uptake of Phosphorus by Plants. S. Larsen. *Plant and Soil* 4, 1-10(1952).
- M 39 Utilization of the Phosphorus of Algal Cells as Measured by the Neubauer Technique. W. H. Fuller and R. N. Rogers. *Soil Sci.* 74, 417-30(1952).
- M 40 Utilization of Phosphorus from Barley Straw. W. H. Fuller. *Progressive Agr. in Ariz.* 3, 10(1952).
- M 41 Zinc Status of New Jersey Soils. S. Woltz, S. J. Toth, and F. E. Bear. *Soil Sci.* 76, 115-22(1953).
- M 42 Availability of Phosphorus in Granulated Fertilizers. R. W. Starostka, J. H. Caro and W. L. Hill. *Soil Sci. Soc. Am. Proc.* 18, 67-71(1954).
- M 43 A Concept Concerning the Measurement of Available Soil Nutrients. M. Fried and L. A. Dean. *Soil Sci.* 73, 263-71(1952).
- M 44 Determination of Exchangeable Calcium and Cation-Exchange Capacity by Equilibration with Ca-45. J. M. Blume and D. Smith. *Soil Sci.* 77, 9-17(1954).
- M 45 The Effect of the Addition of Organic Materials on the Decomposition of an Organic Soil. C. W. Bingeman, A. E. Varner, and W. P. Martin. *Soil Sci. Soc. Am. Proc.* 17, 34(1953).
- M 46 Effect of Certain Cations and Anions on Phosphorus Availability. G. C. Lewis, J. V. Jordan, and R. L. Juve. *Soil Sci.* 74, 227-32(1952).
- M 47 Effect of Kind of Phosphate Fertilizer and Method of Placement on Phosphorus Absorption by Crops Grown on Arizona Calcareous Soil. W. H. Fuller. *Univ. Ariz. Exptl. Sta. Tech. Bull.*, No. 128(1953).
- M 48 Effect of Lime on Availability of Phosphorus in Soils of High and Low Sesquioxide Content. W. K. Robertson, J. R. Neller, and F. D. Bartlett. *Proc. Soil Sci. Soc. Am.* 18, 184-7(1954).
- M 49 Effect of Salts on Phosphorus Availability. J. V. Jordan and G. C. Lewis. *Farm Forum* 47, 18(1953).
- M 50 Effect of Source on Uptake of Radiocalcium. H. S. Jacobs and J. V. Jordan. *Agr. Food Chem.* 2, 934-7(1954).
- M 51 The Evaluation of Phosphorus Fertility of Soils Through the Medium of Radiophosphorus. L. A. Dean. *Intern. Soc. Soil Sci., Dublin, Trans.* 1, 48-52(1952).
- M 52 The Feeding Power of Plants for Phosphates. M. Fried. *Soil Sci. Soc. Am. Proc.* 17, 357-9(1953).
- M 53 Fertilizer Evaluation Quantitative Evaluation of Processed and Natural Phosphates. M. Fried. *J. Agr. Food Chem.* 2, 241-4(1954).
- M 54 Influence of Alfalfa Green Manure on the Availability of Phosphorus to Corn. K. F. Nielsen, P. F. Pratt, and W. P. Martin. *Soil Sci. Soc. Am. Proc.* 17, 46-9(1953).
- M 55 The Influence of Kind of Fertilizer Material and Placement on Utilization of Fertilizer Phosphorus by Crops. C. A. Black. *Farm Chemicals* 115, 46-7, 49-50(1952).
- M 56 Investigations on the Denitrifying Process in Soil. J. Wijler and C. C. Delwiche. *Plant and Soil* 5, 1953-69(1954).
- M 57 Plant Utilization of Zinc Nutrients on Houston Black Clay. R. J. Speer, S. E. Allen and M. Maloney. *Soil Sci.* 74, 291(1952).
- M 58 Radioisotopes in Soil-Fertilizer Research—A Review of Progress 1948-1952. J. M. Blume. *Plant Food J.* 6, 2-5, 13(1952).
- M 59 Radioisotopes in Soils Research and Plant Nutrition. S. B. Hendricks and L. A. Dean. *Ar. Rev. Nuclear Sci.* 1, 597-610(1952).
- M 60 Relation between Phosphorus Recovered by Plants and That Removed by Chemical Extractants from Florida Soils. W. K. Robertson and C. E. Hutton. *Proc. Soil Sci. Soc. Fla.* 8, 149-54(1954).
- M 61 The Relative Absorption of Phosphorus by Apple Trees and Fruits from Foliar Sprays, and from Soil Applications of Fertilizer, Using Radioactive Phosphorus as a Tracer. R. Eggert, L. T. Kardos, and R. D. Smith. *Proc. Am. Soc. Hort. Sci.* 60, 75-86(1952).
- M 62 Residual Phosphorus Availability in Long-Time Rotations on Calcareous Soils. S. R. Olsen, F. S. Watanabe, H. R. Cosper, W. E. Larson, and L. B. Nelson. *Soil Sci.* 78, 141-51(1954).
- M 63 Root Penetration, Distribution and Activity in Southern Grasses Measured by Yields, Drought Symptoms and P-32 Uptake. G. W. Burton, R. L. Carter and E. H. Devane. *Agron. J.* 46, 229-33(1954).
- M 64 Solubility of Phosphorus in Chemical Extractants as Indexes to Available Phosphorus in Ohio Soils. I. F. Thompson and P. F. Pratt. *Soil Sci. Soc. Proc.* 18, 467(1954).
- M 65 Use of P-32 in Measurement of Fertilizer Effectiveness Under Field Conditions. S. B. Hendricks and L. A. Dean. *Intern. Cong. Soil Sci. Trans.* 4th Cong. 1, 221-3(1950).

- M 66 Utilization of Phosphorus from Barley Residues. W. H. Fuller and R. N. Rogers. *Soil Sci.* 74, 373-82(1952).
- M 67 Utilization of Phosphorus from Barley Residues in Calcareous Soils. W. H. Fuller and R. N. Rogers. *Univ. Ariz. Exptl. Sta. Tech. Bull. No. 123* (1951).
- M 68 Utilization of Phosphorus by Crimson Clover as Affected by Fertilizer Placement and Rate of Lime. E. Stewart and R. W. Pearson. *Agron. J.* 44, 501-2(1952).
- M 69 The Utilization of Phosphorus by Two Potato Varieties on Long Island. W. C. Jacob and L. A. Dean. *Better Crops with Plant Food* 27 (1950).
- M 70 Utilization of Phosphorus by Various Crops as Affected by Source of Material and Placement. S. R. Olsen, W. R. Schmehl, F. S. Watanabe, C. O. Scott, W. H. Fuller, J. V. Jordan, and R. Kunkel. *Colo. Exptl. Sta. Tech. Bull. No. 42*, Dec.(1950).
- M 71 The Absorption of Phosphorus from Phosphate Fertilizers Applied to Established Meadows: III. Effect of Phosphorus Source and Placement and of Meadow Composition. J. T. Pesek, Jr. *Soil Sci. Proc.* 19, 63-6(1955).
- M 72 Crop and Variety Response to Applied Phosphate and Uptake of Phosphorus from Soil and Fertilizer. J. Mitchell, H. G. Dion, A. M. Kristjansson, and J. W. T. Spinks. *Agron. J.* 45, No. 1, Jan(1953).
- M 73 The Effect of Nitrogen Additions on Fertilizer Phosphate Availability. D. A. Rennie and J. Mitchell. *Can. J. Agr. Sci.* 34, 353-63(1954).
- M 74 The Effect of Small Additions of Elemental Sulphur on the Availability of Phosphate Fertilizers. J. Mitchell, J. E. Dehm, and H. G. Dion. *Sci. Agr.* 32, 311-16(1952).
- M 75 The Effectiveness of Superphosphate Top-Dressed on Established Meadows. G. Stanford, C. McAuliffe, and R. Bradfield. *Agron. J.* 42, 423-6(1950).
- M 76 Evaluation of Residual Soil Phosphorus in Permanent Fertility Plots. J. R. Webb, and J. T. Pesek, Jr. *Soil Sci. Soc. Proc.* 18, 449-53(1954).
- M 77 A Portable Slow Neutron Flux Meter for Soil Moisture Measurement. N. Underwood, C. H. M. Van Bavel, and R. W. Swanson. *Soil Sci.* 77, 339-40(1954).
- M 78 On the Sources of Soil Phosphorus Absorbed by Mycorrhizal Pines. E. L. Stone and C. McAuliffe. *Science* 120, 946-8(1954).

Plant Physiology

- N 1 The Absorption of Inorganic Ions by *Chlorella pyreniodosa*. H. J. Knauss and J. W. Porter. *Plant Physiol.* 29, 229-34(1954).
- N 2 Absorption and Metabolism of Tritium Oxide and Tritium Gas by Bean Plants. J. F. Cline. *Plant Physiol.* 28, 717-23(1953).
- N 3 Absorption of Nutrients by Stems and Branches of Woody Plants. H. B. Tukey, R. L. Ticknor, O. N. Hinsvark, and S. H. Wittwer. *Science* 116, 167-8(1952).
- N 4 The Absorption and Translocation of Iron. J. H. Rediske and O. Biddulph. *Plant Physiol.* 28, 576-93(1953).
- N 5 Absorption and Translocation of Radioactive 2, 4-Dichloro-5-Iodo-I-131-Phenoxyacetic Acid by Green Plants. A. H. Gallup and F. G. Gustafson. *Plant Physiol.* 27, 603-11(1952).
- N 6 The Absorption and Translocation of Strontium by Plants. J. H. Rediske and A. A. Selders. *Plant Physiol.* 28, 594-605(1953).
- N 7 Activation of Glycolic Acid Oxidase in Plants. N. E. Tolbert and M. S. Cohan. *J. Biol. Chem.* 204, 639-48(1953).
- N 8 Aluminum Toxicity Studies with Radioactive Phosphorus. K. E. Wright and B. A. Donahue. *Plant Physiol.* 28, 674-80(1953).
- N 9 Carbohydrate Metabolism in Higher Plants. V. Enzymic Oxidation of Fructose Diphosphate. S. Tewfik and P. K. Stumpf. *J. Biol. Chem.* 192, 527-33(1951).
- N 10 Deposition of P-32 into Host Tissue through the Oral Secretions of *Lygus oblineatus*. F. Flemion, R. M. Weed, and L. P. Miller. *Contribs. Boyce Thompson Inst.* 6, 285-94(1951).
- N 11 The Direct Oxidation Pathway in Plant Respiration. H. Beevers and M. Gibbs. *Plant Physiol.* 29, 322-4(1954).
- N 12 The Distribution of C-14 in the Root and Shoot Apices of Young Corn Plants. G. S. Rabideau and L. W. Mericle. *Plant Physiol.* 28, 329-33(1953).
- N 13 The Diurnal Variation in the Translocation of Minerals Across Bean Roots. J. B. Hanson and O. Biddulph. *Plant Physiol.* 28, 356-70(1953).
- N 14 Effect of Chloride Versus Sulfate Ions on Nutrient-Ion Absorption by Plants. A. E. Kretschmer, S. J. Toth, and F. E. Bear. *Soil Sci.* 76, 193-9(1953).
- N 15 The Effect on the Growth of Peanuts of Nutrient Deficiencies in the Root and the Pegging Zone. H. C. Harris. *Plant Physiol.* 24, 150-61(1949).
- N 16 Effect of Stable Boron Isotopes on Growth of Tobacco in Solution Cultures. J. E. McMurtrey, Jr., and H. B. Engle. *Plant Physiol.* 28, 127-30(1953).
- N 17 Effects of Beta-Radiating Isotopes in Fruit Trees. L. Ehrenberg and I. Granhall. *Hereditas* 38, 385-419(1952).

- N 18 Effects of Indoleacetic Acid on Metabolic Pathways. H. Borouhgs and J. Bonner. *Arch. Biochem. and Biophys.* 46, 279-90(1953).
- N 19 Examination of The Possibility of Therapy of Plant Disease with Ionizing Radiation. P. E. Waggoner and A. E. Dimond. *Phytopathology* 42, 599-602(1952).
- N 20 Fat Metabolism in Higher Plants. I. Biogenesis of Higher Fatty Acids by Slices of Peanut Cotyledons *in Vitro*. E. H. Newcomb and P. K. Stumpf. *J. Biol. Chem.* 200, 233-9(1953).
- N 21 Gamma Radiation and Plant Growth. T. Vergeer. *Federation Proc.* 13, No. 1, 157-8(1954).
- N 22 Growth and Selenium Content of Wheat Plants as Related to the Selenite Selenium Content of Soil. R. R. Johnson and E. I. Whitehead. *Proc. S. D. Acad. Sci.* 30, 130-6(1951).
- N 23 A Homogeneous Cell Preparation from Soybean Leaves. D. W. Racusen and S. Aronoff. *Science* 118, 302-4(1953).
- N 24 Incorporation of Radioactive Glutamic Acid Into the Proteins of Higher Plants. G. C. Webster. *Plant Physiol.* 29, 382-5(1954).
- N 25 Inhibition of Growth of *Chlorella pyrenoidosa* by Beta-Emitting Radioisotopes. J. W. Porter and H. J. Knauss. *Plant Physiol.* 29, 60-3(1954).
- N 26 Intracellular Distribution of Assimilated C-14 in Briefly Exposed Aquatic Plants. K. A. Clendenning and P. R. Gorham. *Arch. Biochem. and Biophys.* 37, 56-71 (1952).
- N 27 Ion Sorption by Isolated Chloroplasts. C. E. Hagen. V. V. Jones and S. B. Hendricks. *Arch. Biochem. and Biophys.* 40, 295-305(1952).
- N 28 Longitudinal Gradients of P-32 Absorption in Roots. P. J. Kramer and H. H. Wiebe. *Plant Physiol.* 27, 661-74(1952).
- N 29 Metabolic Intermolecular Transfer of Methyl Groups in *Hordeum vulgare*. R. U. Byerrum. L. J. Dewey and C. D. Ball. *Federation Proc.* 12, 186-7(1953)
- N 30 Metabolism of 2,4-Dichlorophenoxyacetic Acid. II. Metabolism of the Side Chain by Bean Plants. R. L. Weintraub, J. N. Yeatman, J. A. Lockhart, J. H. Reinhart, and M. Fields. *Arch. Biochem. and Biophys.* 40, 277-85(1952).
- N 31 The Metabolism of Foliar-Applied Urea. I. Relative Rates of C¹⁴O₂ Production by Certain Vegetable Plants Treated with Labeled Urea. O. N. Hinsvark, S. H. Wittwer, and H. B. Tukey. *Plant Physiol.* 28, 70-6(1953).
- N 32 The Metabolism of Hexose and Pentose Phosphates in Higher Plants. B. Axelrod, R. S. Bandurski, C. M. Greiner, and R. Jang. *J. Biol. Chem.* 202, 619-34(1953).
- N 33 Metabolism of Soybean Leaves. VI. Exploratory Studies in Protein Metabolism. D. W. Racusen and S. Aronoff. *Arch. Biochem. and Biophys.* 51, 68-78(1954).
- N 34 Metabolism of Soybean Leaves. IV. Translocation from Soybean Leaves. L. P. Vernon and S. Aronoff. *Arch. Biochem. and Biophys.* 36, 383-98(1952).
- N 35 Penetration of Radioactive Isotopes, P-32, Na-24 and K-42 into *Nitella*. S. C. Brooks. *J. Cellular Comp. Physiol.* 38, 83-93(1951).
- N 36 Plant Studies with Radioactive Chlorine. S. J. Toth and A. E. Kretschmer. *Soil Sci.* 77, 293-302(1954).
- N 37 Plant Studies with Radioactive Sodium. C. D. Leonard and S. J. Toth. *Agron. J.* 42, 469-74(1950).
- N 38 Position of C-14 in Alcohol and Carbon Dioxide Formed from Labeled Glucose by Corn Root Tips. H. Beevers and M. Gibbs. *Plant Physiol.* 29, 318-21(1954).
- N 39 Products Formed From Glycolic Acid in Plants. N. E. Tolbert and M. S. Cohan. *J. Biol. Chem.* 204, 649-54(1953).
- N 40 Radiobiology in Relation to Plant Sciences. L. F. Nims. *Proc. Am. Hort. Congr.*, 29-35.
- N 41 Radioiron, A Tool in the Study of Chlorosis. F. B. Wann, D. W. Thorne, and J. Woolley. *Farm & Home Sci.* 12, 76-8(1951).
- N 42 The Role of Choline in Some Metabolic Reactions of *Nicotiana rustica*. R. U. Byerrum and R. E. Wing. *J. Biol. Chem.* 205, 637-42(1953).
- N 43 Some Effects of Deuterium Oxide on the Quinone Hill Reaction of *Chlorella pyrenoidosa* Chick. L. Horwitz. *Plant Physiol.* 29, 215-19(1954).
- N 44 Some Factors Affecting Carbon Dioxide Metabolism in *Neurospora crassa*. J. Q. Heplar and E. L. Tatum. *J. Biol. Chem.* 208, 489-94(1954).
- N 45 Some Hidden Secrets in Plant Nutrition. J. D. Sayre. *Fertilizer Rev.* 28, 8-9(1952).
- N 46 Some Methods Used in Tracing Radioactive Growth-Regulating Substances in Plants. J. W. Mitchell and P. J. Linder. *Botan. Gaz.* 112, 126-29(1950).
- N 47 Studies of the Fate of Radioactive 2,4-Dichlorophenoxy-acetic Acid in Bean Plants. II. A Water-Soluble Transformation Product of 2,4-D. R. W. Holley. *Arch. Biochem. and Biophys.* 35, 171-5(1952).
- N 48 Studies in Plant Metabolism. III. Absorption, Translocation and Metabolism of Radioactive 2,4-D in Corn and Wheat Plants. S. C. Fang and J. S. Butts. *Plant Physiol.* 29, 56-60(1954).
- N 49 Studies in Plant Metabolism. IV. Comparative Effects of 2,4-Dichlorophenoxyacetic Acid and Other Plant Growth Regulators on Phosphorus Metabolism in Bean Plants. S. C. Fang and J. S. Butts. *Plant Physiol.* 29, 365-8(1954).
- N 50 Studies in Plant Metabolism. II. The Metabolism of C-14-Labeled 2,4-Dichlorophenoxy-acetic Acid in Bean Plants. E. C. Jaworski and J. S. Butts. *Arch. Biochem. and Biophys.* 38, 207-18(1952).
- N 51 Studies on the Mechanism of Rubber Formation in the Guayule. III. Experiments with Isotopic

- Carbon. B. Arreguin, J. Bonner, and B. J. Wood. *Arch. Biochem. and Biophys.* 31, 234-47(1951).
- N 52 Studies on the Translocation of Foliar-Applied P-32 and other Radioisotopes in Bean Plants. C. A. Swanson and J. B. Whitney, Jr. *Am. J. Botany* 40, 816-23(1953).
- N 53 A Study of the Physiological Effects of Elemental Sulphur Dust on Citrus Fruits. F. M. Turrell. *Plant Physiol.* 25, 13-62(1950).
- N 54 Tolerance of Certain Higher Plants to Chronic Exposure to Gamma Radiation from Cobalt-60. A. H. Sparrow and E. Christensen. *Science* 118, 697-8(1953).
- N 55 Tracer Studies with Alligator Weed Using 2,4-D-C-14. T. T. Earle, K. Riess, and J. Hidalgo. *Science* 114, 695-6(1951).
- N 56 Translocation of 2,4-Dichloro-5-Iodophenoxy-acetic Acid in Velvet Mesquite Seedlings. B. O. Blair and W. H. Fuller. *Botan. Gaz.* 113, 368-72(1952).
- N 57 Translocation of Radioactive Isotopes from Various Regions of Roots of Barley Seedlings. H. H. Wiebe and P. J. Kramer. *Plant Physiol.* 29, 342-8(1954).
- N 58 Translocation of Radioactive Octamethyl Pyrophosphoramidate in Black Valentine Bean Plants. R. T. Wedding and R. L. Metcalf. *Botan. Gaz.* 114, 180-9(1952).
- N 59 The Uptake of C-14 From Carboxyl-Labeled Sodium Acetate by *Digitalis purpurea* L. E. H. Djao and H. W. Youngken, Jr. *J. Am. Pharm. Assoc.* 43, No. 7, *Sci. Ed.*, 425-9(1954).
- N 60 The Uptake by Plants of Plutonium and Some Products of Nuclear Fission Adsorbed on Soil Colloids. L. Jacobson and R. Overstreet. *Soil Sci.* 65, 129-34(1948).
- N 61 The Uptake of Radioactive Iodine by *Ascoplyllum*. S. Kelly and N. A. Baily. *Biol. Bull.* 100, 188-90(1951).
- N 62 Upward Movement of Radioactive Phosphorus. Three Different Plants. J. R. Weber. *Proc. Iowa Acad. Sci.* 59, 141-4(1952).
- N 63 The Use of C-14 in Locating Growth Regions in The Cell Walls of Elongating Cotton Fibers. J. C. O'Kelley. *Plant Physiol.* 28, 281-6(1953).
- N 64 The Use of Radiocarbon for Tagging Fungi. H. E. Wheeler. *Phytopathology* 42, 431-5(1952).
- N 65 Use of Radioactive Isotopes of 2,4-D in Brush Control. A. S. Crafts. *Proc. North Cent. Weed Control Conf.* 10, 14-5(1953).
- N 66 Absorption and Translocation of Carbon 14 Applied as O-Isopropyl N-phenyl Carbamate in Avena and Poa. R. E. Baldwin, V. H. Freed, and S. C. Fang. *J. Agr. Food Chem.* 2, 428-30(1954).
- N 67 The Assimilation of Ammonium and Nitrate Ions by Tobacco Plants. C. C. Delwiche. *J. Biol. Chem.* 189(1951).
- N 68 An Available Source of Iron for Plants. C. D. Leonard and I. Stewart. *Proc. Am. Soc. Hort. Sci.* 62, 103-10(1953).
- N 69 Basic Problems of Sugar Cane. G. O. Burr. *Proc. Intern. Soc. Sugar Cane Technol. 8th Congr.*, 46-51(1953).
- N 70 Behavior of Octamethyl Pyrophosphoramidate in Citrus Plants. R. L. Metcalf and R. B. March. *J. Econ. Entomol.* 45, 988-97(1952).
- N 71 The Biology of Plant Mitochondria. O. Maaloe and N. Symonds. *J. Histochem.* 1, 254-64(1953).
- N 72 On the Biosynthesis of Carotenoids. C. O. Chichester, P. S. Wong, and G. Mackinney. *Plant Physiol.* 29, 238-41(1954).
- N 73 Biosynthesis of Stable Cobalto-Proteins by Plants. R. Ballentine and N. Crassa. *J. Cellular Comp. Physiol.* 42, 415(1953).
- N 74 Biosynthesis of Stable Cobalto-Proteins by Plants. R. Ballentine and D. Stephens. *J. Cellular Comp. Physiol.* 37, 369(1951).
- N 75 Carbon 14 Studies on Organic Acid Metabolism in Plants. R. H. Burris. *Proc. 4th. Ann. Oak Ridge Summer Symposium*, 342-77(1952).
- N 76 Cation-Induced Respiration in Barley Roots. E. Epstein. *Science* 120, 987-8(1954).
- N 77 Competition Among Ionic Species in Cation Activation of Enzymes. C. E. Hagen and P. C. Jackson. *Natl. Acad. Sci. Proc.* 39, 1188-96(1953).
- N 78 Conversion of Glucose to Sucrose in Apple Tissue. B. Axelrod and C. G. Seegmiller. *J. Agr. and Food Chem.* 2, 1329(1954).
- N 79 Distribution of Ca-45 and P-32 in Protein Fractions as a Result of Absorption by Potato Tuber Slices. W. G. Long and J. Levitt. *Physiol. Plantarum* 5, 610-9(1952).
- N 80 The Distribution of P-32 in the Plum and its Mutagenic Possibilities. W. K. Sinclair and W. R. Stanton. *J. Exptl. Botany* 4, 78-86(1953).
- N 81 Enzymatic Synthesis of Gamma-Glutamyl-Cysteine in Higher Plants. G. C. Webster. *Plant Physiol.* 28, 728-30(1953).
- N 82 Enzymatic Synthesis of Glutamine in Higher Plants. G. C. Webster. *Plant Physiol.* 28, 724-7(1953).
- N 83 Factors in the Determination of the Intracellular Localization of Enzymes. C. E. Hagen and V. V. Jones. *Botan. Gaz.* 114, 130-4(1952).
- N 84 Fat Metabolism in Higher Plants. II. Oxidation of Palmitate by a Peanut Particulate System. T. E. Humphreys, E. H. Newcomb, A. H. Bokman and P. K. Stumpf. *J. Biol. Chem.* 210, 941-8(1954).
- N 85 Fatty Acid Synthesis and Oxidation in Peanut Cotyledons. E. H. Newcomb and P. K. Stumpf. *Phosphorus Metabolism* 2, 291-300(1952).
- N 86 Greater Effects from Growth Modifiers. J. U. Mitchell, W. M. Dugger, Jr., and H. A. Gauch. *J. Agr. Research* 2, No. 2, 15(1953).
- N 87 Herbicides, their Absorption and Translocation. A. S. Crafts. *J. Agr. and Food Chem.* 1, 51-5(1953).
- N 88 Hexokinase in Higher Plants. P. Saltman. *J. Biol. Chem.* 200, 145-54(1953).

- N 89 Host Responses Associated with the Development of Oak Wilt. C. H. Beckman, J. E. Kuntz, A. J. Riker, and J. G. Berbee. *Phytopathology* 43, 448-54(1953).
- N 90 Increased Translocation of Plant-grown Modifying Substances Due to Application of Boron. J. W. Mitchell, W. M. Dugger, Jr., and H. G. Gauch. *Science* 118, 354-5(1953).
- N 91 Ion Absorption by Plant Roots. E. Epstein. *Proc. 4th. Ann. Oak Ridge Summer Symposium*, 418-34(1953).
- N 92 A Kinetic Study of the Absorption of Alkali Cations by Barley Roots. E. Epstein and C. E. Hagen. *Plant Physiol.* 27, 457-74(1952).
- N 93 Mechanism of Ion Absorption by Roots. E. Epstein. *Nature* 117, 83-4(1953).
- N 94 Metabolism of Infiltrated Organic Acids by Tobacco Leaves. V. Zbinovsky and R. H. Burris. *Plant Physiol.* 27, 240-50(1952).
- N 95 The Metabolism of Isoprenoid Precursors in a Plant System. J. Johnston, D. Raussen, and J. Bonner. *Proc. Natl. Acad. Sci. U. S.* 40, 1031(1954).
- N 96 Oak Wilt Development in Bur Oaks. J. R. Parmeter and J. E. Kuntz. *Phytopathology* 44, 502(1954).
- N 97 Organic Acids in Plant Metabolism. R. H. Burris. *Ann. Rev. Plant Physiol* 4, 91-114 (1953).
- N 98 The Physiological Action of Boron in Higher Plants. A Review and Interpretation. H. G. Gauch and W. M. Dugger, Jr. *Maryland Agr. Exptl. Sta. Tech. Bull. A-80*, Dec.(1954).
- N 99 Plugging of Vessels Associated with Oak Wilt Development. C. H. Beckman, J. E. Kuntz, A. J. Riker, and J. G. Berbee. *Phytopathology* 43, 448-54(1953).
- N 100 Plugging of Vessels by Tyloses and Gums in Wilt-infected Oaks. B. E. Struckmeyer, C. H. Beckman, J. E. Kuntz, and A. J. Riker. *Phytopathology* 44, 148-53(1954).
- N 101 Reduction of Nitrite and Nitrate Ions by Preparations Obtained from Higher Plants. C. C. Delwiche. *Federation Proc.* 11, 201(1952).
- N 102 The Relationship between Salt and Water Uptake in Jerusalem Artichoke Tuber Tissue. J. B. Hanson and J. Bonner. *Am. J. Botany* 41, 702-10(1954).
- N 103 The Role of Boron in the Translocation of Sucrose. H. G. Gauch and W. M. Dugger, Jr. *Plant Physiol.* 28, 457-66(1953).
- N 104 Some Investigations Carried out with Radiozinc Added to Soil Growing *Pisum s. medullare*. I. H. Bergh. *Det kgl. Norske Videnskabers Selskap* 25, No. 16, 65(1952).
- N 105 Some Investigations Carried out with Radiozinc Added to Soil Growing *Pisum s. medullare*. II. H. Bergh. *Det kgl. Norske Videnskabers Selskap* 25, No. 17, 68(1952).
- N 106 Studies of Herbicidal Action on Aquatic Weeds Using Radioactive 2,4-D,5-I. H. E. Hosticka, W. T. Moran, and E. T. Oborn. *Proc. 13th Western Weed Control Conf.* 40-8(1952).
- N 107 Studies with Selenium 75. I. Selenium Uptake by Wheat Plants as Determined by Measurements of Radioactivity and A. O. A. C. Method of Selenium Analysis. R. R. Johnson and E. I. Whitehead. *Proc. S. Dakota Acad. Sci.* 31, 194-8(1952).
- N 108 Synthesis of Higher Fatty Acids by Slices of Maturing Peanut Cotyledons. P. K. Stumpf and E. H. Newcomb. *Federation Proc.* 11 (1952).
- N 109 Systemic Insecticides. Plant Physiological Aspects of the Use of Systemic Insecticides. R. T. Wedding. *Agr. and Food Chem.* 1, 832-4(1953).
- N 110 Transfer of C-14 by Lupine Mitochondria through Reactions of the Tricarboxylic Acid Cycle. D. O. Brummond and R. H. Burris. *Proc. Natl. Acad. Sci., U. S.* 39, 754-9(1953).
- N 111 Translocation of 2,4-dichloro 5-iodopheroxyacetic Acid in Velvet Mesquite Seedlings. B. Blair and W. H. Fuller. *Botan. Gaz.* 113, 368-72(1952).
- N 112 Translocation of Poisons, Dyes, and Radioiodine, and its Relation to Oak Wilt. C. H. Beckman and J. E. Kuntz. *Phytopathology* 41, 2(1951).
- N 113 Translocation by Sugar Cane Fed Radioactive Carbon Dioxide. C. E. Hartt and G. O. Burr. *Proc. 7th Intern. Botan. Cong., Stockholm*, 748-9(1950).
- N 114 The Uptake and Translocation of Yttrium by Higher Plants. J. H. Rediske and A. A. Selders. *Am. J. Botany* 41, 238-42(1954).
- N 115 The Use of Carbon 14 in a Study of the Leaching Rate of Isopropyl-N-phenyl Carbamate (IPC). A. V. Logan, N. R. Odell, and V. H. Freed. *Weeds* 2, 24-6 (1953).
- N 116 Utilization of C-14-Labeled Acetate in Tomato. C. H. Wang, E. Hansen, and B. E. Christensen. *Plant Physiol.* 28, 741(1953).
- N 117 The Water Economy of Fusarium Wilted Tomato Plants. A. E. Dimond and P. E. Waggoner. *Phytopathology* 43, 619-23(1953).
- N 118 Stem Rust Resistance in Oats Induced by Nuclear Radiation. C. F. Konzak. *Agron. J.* 46, 538-40(1954).
- N 119 The Absorption of Alkaline Earth Cations by Barley Roots: Kinetics and Mechanism. E. Epstein and J. E. Leggett. *Am. J. Botany* 41, 785-91(1954).
- N 120 The Permeability of Nonstromate Leaf Epidermis to Carbon Dioxide. W. M. Dugger, Jr. *Plant Physiol.* 27, 489-99(1952).
- N 121 The Biosynthesis of S-35 Labeled Coenzyme A. S. P. Sen and A. C. Leopold. *Purdue Univ. Agr. Exp. Sta., No. 847*,
- N 122 The Dark Fixation of Carbon Dioxide as a Factor in Photoperiodism. R. Langston and A. C. Leopold. *Plant Physiol.* 29, 436-40(1954).

- N 123 Formation of Glycine and Serine in Plants from Glycolic Acid. N. E. Tolbert and M. Cohan. *Federation Proc.* 11, 299(1952).
- N 124 Iodine Studies in *Ascophyllum* Using Radioactive Iodine. S. Kelly and N. Baily. *Biol. Bull.* 101, 239(1951).
- N 125 Metabolism of 2,4-Dichlorophenoxyacetic Acid. I. C¹⁴O₂ Production by Bean Plants Treated with Labeled 2,4-Dichlorophenoxyacetic Acid. R. L. Weintraub, J. W. Brown, M. Fields, and J. Rohan. *Plant Physiol.* 27, 293-301(1952).
- N 126 The Significance of Growth Regulators in Agricultural Practice. E. J. Kraus. *Am. Scientist* 42, No. 3, July(1954)

Photosynthesis

- O 1 Carbon Dioxide Assimilation in Plants. M. Calvin, J. A. Bassham, A. A. Benson, V. H. Lynch, C. Ouellet, L. Schou, W. Stepka, and N. E. Tolbert. *Symposia Soc. Exptl. Biol.* 5, 284-305(1951).
- O 2 Chlorophyll Photosensitized Polymerization and Free Radical Intermediates in Photosynthesis. N. Uri. *J. Am. Chem. Soc.* 74, 5808(1952).
- O 3 A Critical Survey of the Physical Background of Photosynthesis. J. Franck. *Ann. Rev. Plant Physiol.* 2, 53-86(1951).
- O 4 Effect of Light Intensity on the Distribution of C-14 in Sunflower Leaf Metabolites During Photosynthesis. M. Gibbs. *Arch. Biochem. and Biophys.* 45, 156-60(1953).
- O 5 Exchange Reactions and Phosphoglyceric Acid on Photosynthesis. E. W. Fager and J. L. Rosenberg. *Arch. Biochem. and Biophys.* 37, 1-4(1952).
- O 6 Extracellular Photosynthetic Reactions. II. Identification of Radioactive Malate. D. I. Arnon and G. Heimburger. *Plant Physiol.* 27, 828-33(1952).
- O 7 Firefly Luminescence in the Study of Energy Transfer Mechanisms. II. Adenosine Triphosphate and Photosynthesis. B. L. Strehler. *Arch. Biochem. and Biophys.* 43, 67-79(1953).
- O 8 Fixation of Carbon Dioxide Coupled to Photochemical Reduction of Pyridine Nucleotides by Chloroplast Preparations. W. Vishniac and S. Ochoa. *J. Biol. Chem.* 195, 75-93(1952).
- O 9 Glyceraldehyde Phosphate Dehydrogenase of Green Plants. D. I. Arnon. *Science* 116, 635(1952).
- O 10 Identification of Ribulose in C¹⁴O₂ Photosynthesis Products. A. A. Benson. *J. Am. Chem. Soc.* 73, 2971-2(1951).
- O 11 The Influence of Triphosphopyridine Nucleotide and Other Physiological Substances upon Oxygen Evolution from Illuminated Chloroplasts. L. J. Tolmarch. *Arch. Biochem. and Biophys.* 33, 120-42(1951).
- O 12 Intermediates in Photosynthesis Formation and Transformation of Phosphoglyceric Acid. H. Gaffron, E. W. Fager and J. L. Rosenberg. *Symposia Soc. Exptl. Biol.* 5, 262-83(1951).
- O 13 Isotope Studies in Photosynthesis. J. A. Bassham, A. A. Benson and M. Calvin. *J. Chem. Educ.* 30, 274-83(1953).
- O 14 The Kinetics and Chemistry of Photosynthesis. H. Gaffron and E. W. Fager. *Ann. Rev. Plant Physiol.* 2, 87-114(1951).
- O 15 Mechanism of Oxidations Catalyzed by Chloroplasts. A. H. Mehler and A. H. Brown. *Federation Proc.* 10, 223(1951).
- O 16 Metabolism of Soybean Leaves. The Organic Acids Produced in Short-Time Photosynthesis. S. Aronoff. *Arch. Biochem. and Biophys.* 32, 237-248(1951).
- O 17 Metabolism of Soybean Leaves. V. The Dark Reactions Following Photosynthesis. D. W. Racusen and S. Aronoff. *Arch. Biochem. and Biophys.* 42, 25-40(1953).
- O 18 The Path of Carbon in Photosynthesis. M. Calvin. *Harvey Lectures, Ser.* 44, 218-51(1950-1951).
- O 19 The Path of Carbon in Photosynthesis. XXI. The Cyclic Regeneration of Carbon Dioxide Acceptor. J. A. Bassham, A. A. Benson, L. D. Kay, A. Z. Harris, A. T. Wilson, and M. Calvin. *J. Am. Chem. Soc.* 76, 1760-70(1954).
- O 20 The Path of Carbon in Photosynthesis. IX. Photosynthesis, Photoreduction and the Hydrogen-Oxygen-Carbon Dioxide Dark Reaction. M. Calvin. *J. Am. Chem. Soc.* 72, 5266(1950).
- O 21 The Path of Carbon in Photosynthesis. XV. Ribulose and Sedoheptulose. A. A. Benson, J. A. Bassham, M. Calvin, A. G. Hall, H. E. Hall, H. E. Hirsch, S. Kawaguchi, V. Lynch, and N. E. Tolbert. *J. Biol. Chem.* 196, 703-16(1952).
- O 22 The Path of Carbon in Photosynthesis. XVI. Kinetic Relationships of the Intermediates in Steady Photosynthesis. A. A. Benson, S. Kawaguchi, P. Hayes, and M. Calvin. *J. Am. Chem. Soc.* 74, 4477(1952).
- O 23 The Path of Carbon in Photosynthesis. XVII. Phosphorus Compounds as Intermediates in Photosynthesis. J. G. Buchanan, J. A. Bassham, A. A. Benson, D. F. Bradley, M. Calvin, L. L. Daus, M. Goodman, P. M. Hayes, V. H. Lynch, L. T. Norris, and A. T. Wilson. *Phosphorus Metabolism* 2, 440-59(1952).
- O 24 The Path of Carbon in Photosynthesis. XVIII. The Identification of Nucleotide Coenzymes. J. G. Buchanan, V. H. Lynch, A. A. Benson, D. F. Bradley, and M. Calvin. *J. Biol. Chem.* 203, 935-45(1953).

- O 25 The Path of Carbon in Photosynthesis. XIX. The Identification of Sucrose Phosphate in Sugar Leaves. J. G. Buchanan. *Arch. Biochem. and Biophys.* 44, 140-9(1953).
- O 26 Photochemical Carbon Dioxide Fixation by Cell-Free Leaf Macerates. E. W. Fager. *Arch. Biochem. and Biophys.* 37, 5-14(1952).
- O 27 Photochemical Carbon Dioxide Fixation by a Cell-Free System. E. W. Fager. *Arch. Biochem. and Biophys.* 41, 383-95(1952).
- O 28 Photosynthesis and Metabolism of Organic Acids in Higher Plants. R. E. Stutz and R. H. Burris. *Plant Physiol.* 26, 226-43(1951).
- O 29 Photosynthesis by Protoplasm Extruded from Chara and Nitella. N. E. Tolbert and L. P. Zill. *J. Gen. Physiol.* 37, 575-88(1954).
- O 30 Photosynthesis of Succinic Acid by *Chlorobium thiosulphatophilum*. H. Larsen. *J. Biol. Chem.* 193, 167-73(1951).
- O 31 The Physical Background of Photosynthesis. J. Franck. *Symposia Soc. Exptl. Biol.* 5, 161-75(1951).
- O 32 The Position of C¹⁴ in Sunflower Leaf Metabolites After Exposure of Leaves to Short Period Photosynthesis and Darkness in Atmosphere of C¹⁴O₂. M. Gibbs. *Plant Physiol.* 26, 549-56(1951).
- O 33 The Relation of Photosynthesis to Respiration. J. W. Weigl, P. M. Warrington, and M. Calvin. *J. Am. Chem. Soc.* 73, 5058-63(1951).
- O 34 The Relative Rates of Photosynthetic Assimilation of Isotopic Forms of Carbon Dioxide. R. W. Van Norman and A. E. Brown. *Plant Physiol.* 27, 691-709(1952).
- O 35 Sedoheptulose in Photosynthesis by Plants. A. A. Benson, J. A. Bassham and M. Calvin. *J. Am. Chem. Soc.* 73, 2970(1951).
- O 36 The Sequence of Formation of Hexoses During Photosynthesis. A. A. Benson. *Arch. Biochem. and Biophys.* 32, 223-4(1951).
- O 37 Studies on the Photosynthetic Reaction. I. The Assimilation of Acetate by *Nostoc muscorum*. R. K. Allison, H. E. Skipper, M. R. Reid, W. A. Short and G. L. Hogan. *J. Biol. Chem.* 204, 197-205(1953).
- O 38 Studies on Reactions of Illuminated Chloroplasts. III. Simultaneous Photo-production and Consumption of Oxygen Studied with Oxygen Isotopes. A. H. Mehler and A. H. Brown. *Arch. Biochem. and Biophys.* 38, 365-70(1952).
- O 39 Carbon Dioxide Fixation by Euglena. V. H. Lynch. *Ann. N. Y. Acad. Sci.* 56, Art. 5, 890(1953).
- O 40 The Dark Reactions Following Photosynthesis. D. Racusen and S. Aronoff. *Arch. Biochem. and Biophys.* 42, 25(1953).
- O 41 Distribution of Radioactivity in Photosynthetically Prepared C-14 Labeled Glucose. S. Abraham, E. W. Putman and W. Z. Hassid. *Arch. Biochem. and Biophys.* 41, 61-3(1952).
- O 42 Effect of Certain Biologically Active Substances Upon Photosynthesis and Dark CO₂ Fixation. E. Havinga, V. H. Lynch and L. T. Norris. *Rec. trav. Chim.* 72, 597(1953).
- O 43 Evidence for the Participation of Cytochrome Oxidase in Photosynthetic Fixation of Carbon Dioxide. A. R. Krall and R. H. Burris. *Physiol. Planta* 7, 768(1954).
- O 44 The Path of Carbon in Photosynthesis. Part I, Harrison Howe Lecture. M. Calvin. *Chem. Eng. News* 31, 1622(1953).
- O 45 The Path of Carbon in Photosynthesis. X. Carbon Dioxide Assimilation in Plants. M. Calvin, J. A. Bassham, A. A. Benson, V. H. Lynch, C. Ouellet, S. Schou, W. Stepka, and N. E. Tolbert. *Symposia Soc. Exptl. Biol.* 5, 284(1951).
- O 46 The Path of Carbon in Photosynthesis. XIV. M. Calvin. *Harvey Lectures* 46, 213-51(1951-52).
- O 47 The Path of Carbon in Photosynthesis. XX. Steady State. P. Massini. *Experientia* 8, 455(1952).
- O 48 The Path of Oxygen in Photosynthesis. Dorough. *J. Am. Chem. Soc.* 73, 2362(1951).
- O 49 Phosphorus and Photosynthesis. I. Differences in Light and Dark Incorporation of Radiophosphate. M. Goodman, D. F. Bradley, and M. Calvin. *J. Am. Chem. Soc.* 75, 1962(1953).
- O 50 Photosynthesis. J. A. Bassham, A. A. Benson, and P. Massini. *Ann. Rev. Phys. Chem.* 3, 215(1952).
- O 51 Photosynthesis. R. H. Burris. *Research Rev.* April, 21-5(1952).
- O 52 Photosynthesis by Sugar Cane Fed Radioactive Carbon Dioxide. C. E. Hartt and G. O. Burr. *Proc. 7th Intern. Botan. Cong.*, 748(1950).
- O 53 Photosynthesis by Sugar Cane Fed Radioactive Carbon Dioxide. C. E. Hartt, H. P. Kortschak and G. O. Burr. *Proc. Hawaiian Acad. Sci.* (1953-4).
- O 54 Photosynthetic Conversion of Acetone to Acetate by *Rhodospseudomonas gelatinosa*. J. M. Siegel. *Federation Proc.* 11, 287(1952).
- O 55 A Possible Primary Quantum Conversion Act of Photosynthesis. J. A. Barltrop. *J. Am. Chem. Soc.* 74, 6153(1952).
- O 56 The Primary Quantum Conversion Act. of Photosynthesis. Part II. Harrison Howe Lecture. M. Calvin. *Chem. Eng. News* 31, 1735(1953).
- O 57 Studies on the Photosynthetic Reaction. II. Sodium Formate and Urea Feeding Experiments with *Nostoc muscorum*. R. K. Allison, H. E. Skipper, M. R. Reid, W. A. Short, and G. L. Hogan. *Plant Physiol.* 29, No. 2, 164(1954).
- O 58 The Path of Carbon in Photosynthesis XIV. M. Calvin, J. A. Bassham, A. A. Benson, S. Kawaguchi, V. H. Lynch, W. Stepka, and N. E. Tolbert. *Selecta Chima* 10, 143-79(1951).

Radiation Effects on Living Organisms

- P 1 Accidental Skin Ulcerations, from Radioisotopes: Recognition, Prevention and Treatment. H. S. Patton and R. G. Miller. *J. Am. Med. Assoc.* 143, 554-5(1950).
- P 2 ACTH Secreting Transplantable Pituitary Tumors. J. Furth, E. L. Gadsen, and A. C. Upton. *Proc. Soc. Exptl. Biol. Med.* 84, 253-4 (1953).
- P 3 The Action of Radioactive Phosphorus in Drosophila. J. Blumel. *Science* 111, 205(1950).
- P 4 Alterations in Metabolism of C-14-Labeled Glycine Following Severe Burn Injury. W. Lee and E. L. Alpen. *Federation Proc.* 13, No. 1, 249(1954).
- P 5 Alterations in Transcapillary Exchange and Hemodynamics in Monkeys Subjected to Whole Body X-Radiation. C. B. Ferrell, M. D. Turner, and R. R. Overman. *Federation Proc.* 13, No. 1, 43(1954).
- P 6 Amphiphil Tumors of the Hypophysis Induced in Mice by I-131. A. S. Burt, B. H. Landing, and S. C. Sommers. *Cancer Research* 14, 497-502(1954).
- P 7 Application of Isotopic Sources to Food and Drug Sterilization. L. E. Crean, P. J. Isaacs, G. J. Weiss, and F. Fahnoe. *Nucleonics* 11, No. 12, 32-7(1953).
- P 8 The Application of Radiocarbon in the Study of Radiolesions. G. Hevesy. *J. Chem. Phys.* 48, 275-9(1951).
- P 9 Atomic Energy and the Plant Sciences. N. E. Tolbert and P. B. Pearson. *Advances in Agron.* 4, 279-303(1952).
- P 10 Atomic Radiation Causes Tobacco Cancer Growth. A. H. Sparrow and L. A. Schairer. *Science News Letter* 66, 179(1954).
- P 11 Beta-Radiation Cataracts. J. E. McDonald, W. F. Hughes, Jr., and V. G. Peiffer. *Am. J. Ophthalmol.* 37, 646(1954).
- P 12 Biologic Effects of Radioactive Phosphorus Poisoning in Rats. S. Koletsky and J. H. Christie. *Am. J. Pathol.* 27, 175-94(1951).
- P 13 Brain and Liver Phosphorus Metabolism in the Acute Irradiation Syndrome. W. H. Florsheim and M. E. Morton. *Am. J. Physiol.* 176, 15-9 (1954).
- P 14 Calculation of Radiation Doses to P-32-Labeled Male *D. melanogaster*. R. C. King. *Nucleonics* 10, No. 11, 88-9(1952).
- P 15 Cation Exchange in Mammalian Erythrocytes. III. The Prolytic Effect of X-Rays on Human Cells. C. W. Sheppard and G. E. Beyl. *J. Gen. Physiol.* 34, 691-704(1951).
- P 16 Cellular Destruction and Protein Breakdown Induced by Exposure to X-Rays. I. K. Schreier, N. DiFerrante, G. W. Gaffney, L. H. Hempelmann, and K. I. Altman. *Arch. Biochem. and Biophys.* 50, 417-20(1954).
- P 17 Changes Induced in Iodine Metabolism of Rat by Internal Irradiation of Its Thyroid with I-131. D. D. Feller, I. L. Chaikoff, A. Taurog, and H. B. Jones. *Endocrinology* 45, 464-79 (1949).
- P 18 Clinical Observations upon the Response of the Burro to Large Doses of External Whole Body Gamma Irradiation. B. F. Trum, J. H. Rust, and J. L. Wilding. *Auburn Veterinarian* 8, 131-6(1952).
- P 19 Comparative Effects of Cobalt 60 and Radium When Utilized in Identical Doses on the Skin of Rabbits. I. Meschan and A. Nettleship. *Am. J. Roentgenol. Radium Therapy Nuclear Med.* 71, 306-19(1954).
- P 20 Conditions of Transplantation and Hormonal Secretions of Pituitary Tumors Induced by I-131. J. Furth, W. T. Burnett, Jr., E. Gadsden, and J. N. Dent. *Cancer Research Sci. Proc.*, 263(1952).
- P 21 Control of Trichinosis by Gamma Irradiation of Pork. S. E. Gould, H. J. Gomberg, and F. H. Bethell. *J. Am. Med. Assoc.* 154, 653-8(1954).
- P 22 Demonstration of Radiation Injury to the Reticulo-Endothelial System by Radioactive Colloids. J. L. Cutler and E. R. Gabrieli. *Federation Proc.* 13, No. 1, 32(1954).
- P 23 Depth Dose Relation for Biological Materials Exposed to Beta Rays. E. B. Darden, Jr., and C. W. Sheppard. *J. Tenn. Acad. Sci.* 27, 210-1(1952).
- P 24 The Developmental Genetics of the Rg Mutant in Maize. L. W. Mericle. *Am. J. Botany* 37, 100-16(1950).
- P 25 Development of Thyroid Neoplasms in the Rat Following a Single Injection of Radioactive Iodine. R. C. Goldberg, and I. L. Chaikoff. *Proc. Soc. Exptl. Biol. Med.* 76, 563-6(1951).
- P 26 Disappearance Rate of Tagged Substances from the Circulation of Roentgen Irradiated Animals. L. Wish, J. Furth, C. W. Sheppard, and R. H. Storey. *Am. J. Roentgenol. Radium Therapy Nuclear Med.* 65, 628-40(1952).
- P 27 Disappearance Rate of Tagged Substances from the Circulation of Roentgen Irradiated Animals. L. Wish, J. Furth, C. W. Sheppard, and R. H. Storey. *Am. J. Roentgenol. Radium Therapy Nuclear Med.* 67, 628-40(1952).
- P 28 Distribution and Effect of Colloidal Radioactive Gold in Peritoneal Fluid Containing Free Sarcoma 37 Cells. H. Goldie and P. F. Hahn. *Proc. Soc. Exptl. Biol. Med.* 74, 638-42(1950).
- P 29 Distribution and Excretion of Electrolytes after Acute Whole-Body Irradiation Injury. I. Studies with Radiopotassium. J. Z. Bowers and K. G. Scott. *Proc. Soc. Exptl. Biol. Med.* 78, 645-8(1951).
- P 30 Distribution and Excretion of Electrolytes after Acute Whole-Body Irradiation Injury. II. Studies with Radiosodium. J. Z. Bowers and K. G. Scott. *Proc. Soc. Exptl. Biol. Med.* 78, 648-52(1951).

- P 31 Distribution and Pathology Following Intracerebral and Intraventricular Radio Gold. C. C. McClure, Jr., E. L. Carothers, and P. F. Hahn. *Federation Proc.* 12, 396(1953).
- P 32 The Dosimetry of Beta Radiation and its Application to Inhomogeneous Distributions of Radioactivity in Cells. W. K. Sinclair. *Texas Repts. Biol. Med.* 11, 745-54(Winter, 1953).
- P 33 Effect of Acute Whole-Body X-Irradiation Upon Water and Electrolyte Balance. R. J. Soberman, R. P. Keating, and R. D. Maxwell. *Am. J. Physiol.* 164, 450-6(1951).
- P 34 Effect of Antibiotic Dosage on Mortality from Whole Body X-Irradiation. G. E. Gustafson and S. Koletsky. *Proc. Soc. Exptl. Biol. Med.* 84, 266-9(1953).
- P 35 Effect of Cobalt 60 Gamma Radiation on Microorganisms. C. A. Lawrence, L. E. Brownell and J. T. Graikoski. *Nucleonics* 11, No. 1, 9-11(1953).
- P 36 The Effect of Cobalt 60 Gamma Radiation on Passive Immunity. W. M. Hale and R. D. Stoner. *Yale J. Biol. Med.* 25, 326-33(1953).
- P 37 Effect of Colloidal Au198 on the Growth Cycle of Leukemic Cells and on the Survival of Their Host. H. Goldie, F. B. Watkins, C. Powell, and P. F. Hahn. *Cancer Research* 12, 92-9(1952).
- P 38 Effect of Continuous Gamma Radiation on Mutation Rate in Maize. W. R. Singleton. *Genetics* 36, 575-6(1951).
- P 39 Effect of Experimental Feeding of Massive Numbers of Irradiated Trichina Larvae. S. E. Gould and H. J. Gomberg. *Am. J. Clin. Pathol.* 24, 72(1954).
- P 40 Effect of 400 Fractional Whole Body γ -Irradiation in the Burro (*Equus asinus asinus*). B. F. Trum, T. J. Haley, M. Bassin, J. Heglin, and J. H. Rust. *Am. J. Physiol.* 174, 57-60(1953).
- P 41 The Effect of Gamma Radiation on Some Pharmaceutical Products. J. Controulis, C. A. Lawrence, and L. E. Brownell. *J. Am. Pharm. Assoc., Sci. Ed.* 43, 65-9(1954).
- P 42 The Effect of Ingested Radiophosphorus on Egg Production and Embryo Survival in the Wasp *Habrobracon*. D. S. Grosch and R. L. Sullivan. *Biol. Bull.* 102, 128-40(1952).
- P 43 Effect of Internal Irradiation on Respiration of Rat Liver Slices. J. D. Perkinson, Jr., and R. S. Ingols. *Radiology* 61, 545-50(1953).
- P 44 Effect of Intragastic Irradiation on Gastric Acidity in the Dog. B. W. Fox, A. Littman, M. I. Grossman, and A. C. Ivy. *Gastroenterology* 24, 517-34(1953).
- P 45 Effect of Intravenously Injected Radioisotopes on Metastatic Tumor Cells in Organs of the Mouse. H. Goldie, H. D. West, B. R. Jeffries, and W. F. Clark. *Proc. Soc. Exptl. Biol. Med.* 84, 549-51(1953).
- P 46 The Effect of Irradiation on Azo Dye Neoplasia in the Rat Liver. I. Influence of X-Ray and Radio-Gold on the Incidence of Hepatoma and the Histology of the Liver in Rats Fed Dimethylaminoazobenzene. G. Z. Williams, N. F. Young, and J. P. Moore. *Cancer Research* 11, 289(1951).
- P 47 Effect of Irradiation on DNA. L. Kelly and A. Payne. *Federation Proc.* 12, 76(1953).
- P 48 Effect of Irradiation with Cobalt 60 on Trichina Larvae. H. J. Gomberg and S. E. Gould. *Science* 118, 75-7(1953).
- P 49 The Effect of β Irradiation on the Respiration and Morphology of *Melanoplus differentialis* Embryos. T. N. Tahmisian and J. Gasvoda. *Trans. Illinois State Acad. Sci.* 44, 235-52(1951).
- P 50 Effect of Irradiation on Synthesis of Rat Thymus Desoxyribonucleic Acid (DNA). H. Harrington and P. S. Lavik. *Federation Proc.* 12, 214(1953).
- P 51 Effect of Irradiation on the Universal Reaction in Polycythemia Vera. R. L. Kahn, W. H. Bullock, and F. H. Bethell. *Cancer Research* 12, 176-9(1952).
- P 52 Effect of Irradiation on *in Vivo* Tetrazolium Reduction by HS1 Mouse Tumor Cells. J. T. Williams and G. Z. Williams. *Federation Proc.* 12, 406(1953).
- P 53 The Effect of Isotopic (I-131) Radiation and X-Radiation on the Total Coproporphyrin Excretion in Humans. H. J. Koch, Jr., T. R. Talbot, M. Bernstein, J. MacKinnon, and C. Elias. *J. Clin. Endocrinol.* 10, 1029-53(1950).
- P 54 Effect of La-139- and La-140-Chloride on Mice Bearing Ehrlich Ascites Tumors. R. Lewin, H. Spencer, D. M. Ekstein, L. Woidowsky, K. G. Stern, and D. Laszlo. *Cancer Research* 12, 278-9(1952).
- P 55 Effect of Polonium 210 and Selenium 75 in Experimental *Schistosoma mansoni* Infection in Mice. N. P. Watts and K. P. McConnell. *Am. J. Hyg.* 53, 11-6(1951).
- P 56 Effect of Prolonged Administration of Radioactive Zinc 65 on the Pancreas. J. W. Sherrill and A. N. Wick. *J. Lab. Clin. Med.* 41, 40-2(1953).
- P 57 The Effect of Propylthiouracil on Radioiodide Concentrating By the Thyroid Gland in Normal and Hypophysectomized Mice. S. H. Wollman and R. O. Scow. *Endocrinology* 53, 332-41(1953).
- P 58 Effect of 200 Roentgens Fractional Whole Body Irradiation in the Burro. J. H. Rust, B. F. Trum, J. Heglin, E. McCulloh and T. J. Haley. *Proc. Soc. Exptl. Biol. Med.* 85, 258-61(1954).
- P 59 The Effect of Radioactive Phosphorus upon the Development of the Embryonic Tooth and Supporting Structures. M. S. Burstone. *Am. J. Pathol.* 27, 21-31(1951).
- P 60 Effect of Repeated Doses of External and Internal Irradiation on Structure of the Spleen. H. Goldie, G. J. Tarleton, Jr., B. R. Jeffries, and P. F. Hahn. *Proc. Soc. Exptl. Biol. Med.* 82, 395-9(1953).
- P 61 The Effect of Roentgen Radiation on the Incorporation of Radiophosphorus into Nucleic Acids

- and Other Constituents of Mouse Mammary Carcinoma. H. Vermund, C. P. Barnum, R. A. Huseby, and K. W. Stenstrom. *Cancer Research* 13, 633-8(1953).
- P 62 Effect of 2,000 Roentgens Local X-Irradiation on Metabolism and Alkaline Phosphatase Activity of Rat Bone. S. H. Cohn and J. K. Gong. *Am. J. Physiol.* 173, 115-9(1953).
- P 63 The Effect of Sensitization and X-Radiation on the Metabolism of I-131 Labeled Proteins. F. J. Dixon, S. C. Bukantz, and G. J. Dammin. *Science* 113, 274-6(1951).
- P 64 The Effect of Spleen Protection on Iron Distribution in Irradiated Rats. R. L. Huff, W. F. Bethard, J. H. Garcia, B. M. Roberts, L. O. Jacobson, and J. H. Lawrence. *J. Lab. Clin. Med.* 36, 40-51(1950).
- P 65 The Effect of S-35 on the Development of Arbacia Eggs. J. W. Green and J. S. Roth. *Biol. Bull.* 105, 364-5(1953).
- P 66 The Effect on the Thyroid Gland and the Gonads Following Chronic Treatment of Mice with Low Doses of Radioiodine (I-131). R. Hugh. *J. Exptl. Zool.* 122, 151-67(1953).
- P 67 Effect of Total Body Irradiation on Rabbit Pituitary as Measured by Gonadotropin Response in Chicks. J. J. Lane, J. R. Paysinger, R. L. Murphree, J. H. Rust, and B. F. Trum. *Proc. Soc. Exptl. Biol. Med.* 86, 36-8(1954).
- P 68 Effect of Total-Body X-Irradiation on Relative Turnover of Nucleic Acid Phosphorus. A. H. Payne, L. S. Kelly, and C. Entenman. *Proc. Soc. Exptl. Biol. Med.* 81, 698-701(1952).
- P 69 The Effect of Whole Body X-Irradiation on the Reticulo-Endothelial System as Demonstrated by the Use of Radioactive Chromium Phosphate. E. R. Gabrieli and A. A. Auskaps. *Yale J. Biol. Med.* 26, 159-69(1953).
- P 70 The Effect of X-Radiation of the Biosynthesis of Hemoglobin. J. E. Richmond, K. I. Altman and K. Salomon. *J. Biol. Chem.* 190, 817-25(1951).
- P 71 The Effect of X-Irradiation on Erythrocytes Plasma, and Cell Volumes. J. Furth, G. A. Andrews, R. H. Storey, and L. Wish. *Southern Med. J.* 44, 85-92(1951).
- P 72 Effect of X-Radiation on Absorption and Distribution in the Rat of a Labeled Lipid. M. G. Morehouse and R. L. Searcy. *Federation Proc.* 13, No. 1, 267(1954).
- P 73 Effect of X-Irradiation upon the Incorporation of Adenine-4, 6-C-14 in Mice. E. L. Bennett, L. Kelly, and B. Krueckel. *Federation Proc.* 13, No. 1, 181(1954).
- P 74 The Effect of X-Irradiation on Intestinal Absorption and Thyroid Uptake of the Iodide Ion Using I-131. P. F. Belcastro, J. E. Christian, and H. G. DeKay. *J. Am. Pharm. Assoc.* 41, 174-7(1952).
- P 75 Effect of X-Radiation on the Incorporation of P-32 into Mononucleotides of Ribonucleic Acid. F. G. Sherman. *Federation Proc.* 13, No. 1, 136(1954).
- P 76 Effect of X-Ray on Radioactive Phosphorus Turnover and Oxygen Consumption of Brain. W. Florsheim, C. Doernbach, and M. E. Morton. *Proc. Soc. Exptl. Biol. Med.* 81, 121-2(1952).
- P 77 Effect of X-Rays on Nucleic Acid and Protein Synthesis. R. Abrams. *Arch. Biochem.* 30, 90-9(1951).
- P 78 Effects of Acute Whole Body X-Radiation on Absorption and Distribution of Radiosodium in the Fasted Rat. C. J. Goodner and J. Z. Bowers. *Federation Proc.* 13, No. 1, 57-8(1954).
- P 79 Effects of External and Internal Radiation on Cell Division. A. M. Brues and L. Reitz. *Ann. N. Y. Acad. Sci.* 51, 1497-507(1951).
- P 80 Effects of Pantothenic Acid and Its Analogs in Radiation Injury by P-32. C. Artom. *Proc. Soc. Exptl. Biol. Med.* 86, 162-5(1954).
- P 81 Effects of Ploidy and Linear Energy Transfer on Radiobiological Survival Curves. R. E. Zirkle and C. A. Tobias. *Arch. Biochem. and Biophys.* 47, 282-306(1953).
- P 82 Effects of Radioactive Colloidal Gold (Au 198) on Guinea Pigs. E. R. Fisher, J. C. Neering, J. B. Hazard, and R. A. Hays. *Am. J. Med. Sci.* 223, 502-11(1952).
- P 83 The Effects of Radioactive Phosphorus on *Cricetus auratus*. A. Martin. *Genetics* 35, 679(1950).
- P 84 Effects of Radiophosphorus (P-32) on Mitosis in Larval Tail-Tips of *Amblystoma punctatum*. D. P. Costello and C. Henley. *Anat. Record* 108, 578-9(1950).
- P 85 The Effects of Tumor Growth and X-Radiation on the Incorporation of Radiocarbon from 4-Amino-5-imidazolecarboxamide-C-14 into Nucleic Acids. G. M. Conzelman, Jr., H. G. Mandel, and P. K. Smith. *Cancer Research* 14, 100-2(1954).
- P 86 The Effects of Various Doses of Radioactive Iodine on The Function and Structure of The Thyroid of The Rat. F. Maloof, B. M. Dobyns, and A. L. Vickery. *Endocrinology* 50, 612-38(1952).
- P 87 The Effects of Varying Dosage of Radioactive Phosphorus (P-32) on the Early Chick Embryo. A. O. Chapman and J. S. Latta. *Anat. Record* 115, 292-3(1953).
- P 88 Effects of Whole Body Exposure to Irradiation upon Subsequent Fertility of Male Rabbits. R. L. Murphree, W. H. Whitaker, J. L. Wilding, and J. H. Rust. *Science* 115, 709-11(1952).
- P 89 Effects of X-Ray, Neutron, and Chronic Gamma Irradiation on Growth and Yield of Potatoes. A. H. Sparrow and E. Christensen. *Am. J. Botany* 37, 667(1950).
- P 90 Experimental Acute Radiodermatitis Following Beta Irradiation. I. Its Pathogenesis and Repair. C. C. Lushbaugh, J. B. Storer, and D. B. Hale. *Cancer* 6, 671-7(1953).

- P 91 Experimental Acute Radiodermatitis Following Beta Irradiation. II. The Inhibition of Fibroplasia. C. C. Lushbaugh and J. B. Storer. *Cancer* 6, 678-82(1953).
- P 92 Experimental Acute Radiodermatitis Following Beta Irradiation. III. The Changes in Water, Fat, and Protein Content. C. C. Lushbaugh and D. B. Hale. *Cancer* 6, 683-5(1953).
- P 93 Experimental Acute Radiodermatitis Following Beta Irradiation. IV. Changes in Respiration and Glycolysis. C. C. Lushbaugh and D. B. Hale. *Cancer* 6, 686-9(1953).
- P 94 Experimental Acute Radiodermatitis Following Beta Irradiation. V. Histopathological Study of the Mode of Action of Therapy with *Aloe vera*. C. C. Lushbaugh and D. B. Hale. *Cancer* 6, 690-8(1953).
- P 95 Experimental Radiation Induced Ovarian Tumors Adenocarcinoma with Hypervolemia. J. Furth and J. B. Kahn. *Acta Unio Intern. Contra Cancrum* 7, 827-30(1952).
- P 96 Experimental Studies on Early Lens changes after Roentgen Irradiation: II. Exchange and Penetration of Radioactive Indicators (Na-24, K-42, I-131, P-32) in Normal and Irradiated Lenses of Rabbits. L. Von Sallmann and B. Locke. *Arch. Ophthalmol.* 45, 431-44(1951).
- P 97 Factors Influencing Development of Hypophyseal Tumors in Mice After Treatment with Radioactive Iodine. A. Gorbman. *Proc. Soc. Exptl. Biol. Med.* 80, 538-9(1952).
- P 98 Factors Influencing Effect of Radioactive Colloidal Gold on Free Tumor Cells in Peritoneal Fluid. H. Goldie, F. B. Watkins, C. Powell, and P. F. Hahn. *Proc. Soc. Exptl. Biol. Med.* 76, 477-80(1951).
- P 99 Further Studies on the Radiosensitivity of Tumors Autogenous to Homozygous Hosts. A. Goldfeder. *Radiology* 52, 230-8(1949).
- P 100 Genetic Changes Accompanying the Uptake of P-32 by *Drosophila melanogaster*. R. C. King. *Genetics* 35, 118-9(1950).
- P 101 Growth of Bacteria in the Presence of Radioactive Phosphorus. F. E. Clark and C. A. I. Goring. *J. Bacteriol.* 62, 352-4(1951).
- P 102 The Hazard Involved in the Use of Carbon 14. H. E. Skipper. *Nucleonics* 10, No. 2, 40-4(1952).
- P 103 The Hazard Involved in the use of Carbon 14. II. The Effect of A Single Dose of Carbon 14 Labeled Sodium Bicarbonate on the Pattern of Deaths from Spontaneous Leukemia in AKM Mice. H. E. Skipper, M. J. Bell, and J. B. Chapman. *Cancer Research* 10, 362-3(1950).
- P 104 Health Physics and Medical Aspects of a Strontium 90 Inhalation Incident. F. P. Cowan, L. B. Farabee, and R. A. Love. *Am. J. Roentgenol. Radium Therapy Nuclear Med.* 67, 805-9(1952).
- P 105 The Hematological Effects Resulting from Injection of Radioactive Phosphorus (P-32) Albino Rats. J. S. Latta and R. E. Waggener. *Anat. Record* 119, 357-85(1954).
- P 106 A Histochemical Study of Irradiated Bone. M. S. Burstone. *Am. J. Pathol.* 28, 1133(1952).
- P 107 A Histochemical Study of Normal and Irradiated Salivary Gland Tissue in the Mouse. M. S. Burstone. *Anat. Record* 115, 543-57(1953).
- P 108 Histological Changes Induced in Barley Plants by Radiation From P 32. R. W. Mackie, J. M. Blume, and C. E. Hagen. *Am. J. Botany* 39, 229-37(1952).
- P 109 Histological Effects of Radiophosphorus on Normal and Lymphomatous Mice. W. S. Graff, K. G. Scott, and J. H. Lawrence. *Am. J. Roentgenol. Radium Therapy* 55, 44-54(1946).
- P 110 Improved Storage Quality of Potato Tubers after Exposure to Co-60 Gammas. A. H. Sparrow and E. Christensen. *Nucleonics* 12, No. 8, 16-17(1954).
- P 111 The Immediate and Delayed Morphological Effects of X-Radiations on Meiotic Chromosomes. R. Rugh. *J. Cellular Comp. Physiol.* 36, 185-203(1950).
- P 112 The Inactivation of Bacteriophage by Ionizing Radiation. E. Pollard and F. Forro, Jr. *Arch. Biochem. and Biophys.* 32, 256-73(1951).
- P 113 The Inactivation of Desoxyribonuclease by Electron Bombardment, Deuteron Bombardment and Heat. C. L. Smith. *Arch. Biochem. and Biophys.* 45, 83-90(1953).
- P 114 Induction of Ascites and Cirrhosis (Perivascular Fibrosis) in the Dog by Means of Massive Doses of Internal Irradiation to the Liver. P. F. Hahn, H. Goldie, and M. Jackson. *Am. J. Physiol.* 167, 791(1951).
- P 115 The Induction of Mutations in *Paramecium aurelia* by Beta Radiation. R. F. Kimball. *Genetics* 34, 210-22(1949).
- P 116 Induction of Thyroid Cancer in the Rat by Radioactive Iodine. R. C. Goldberg and I. L. Chaikoff. *Arch. Pathol.* 53, 22-8(1952).
- P 117 Ineffectiveness of *in Vivo* Dialysis in Prolonging Life in X-Irradiated Dogs. P. S. Lavik, J. R. Leonards, G. W. Buckaloo, C. Heister, and H. L. Friedell. *Proc. Soc. Exptl. Biol. Med.* 83, 618-20(1953).
- P 118 Influence of Homologous Tissue Factors on DNA Turnover and Radiation Protection. L. S. Kelly and H. B. Jones. *Am. J. Physiol.* 172, 575-8(1953).
- P 119 Intranuclear Changes Resulting from Exposure to Ionizing Radiation as Detected in Frozen-Dried Preparations. M. W. Holt, S. C. Sommers, and S. Warren. *Lab. Invest.* 2, 408-18(1953).
- P 120 The Irradiation of Dried Hemoglobins by Fast, Charged Particles. R. K. Appleyard. *Arch. Biochem. and Biophys.* 35, 121-31(1952).
- P 121 Irradiation of the Pituitary of the Rat with High Energy Deuterons. C. A. Tobias, D. C. Van Dyke, M. E. Simpson, H. O. Anger, R. L. Huff, and A. A. Koneff. *Am. J. Roentgenol. Radium Therapy Nuclear Med.* 72, 1-21(1954).

- P 122 Lethal Dose Studies with Burros and Swine Exposed to Whole Body Cobalt 60 Irradiation. J. H. Rust, B. F. Trum, J. L. Wilding, C. S. Simons, and C. L. Comar. *Radiology* 62, 569-74(1954).
- P 123 The Lethal Dose of Whole-Body Tantalum 182 Gamma Irradiation for the Burro (*Equus asinus asinus*). J. H. Rust, J. L. Wilding, B. F. Trum, C. S. Simons, A. W. Kimball, Jr., and C. L. Comar. *Radiology* 560, 579-82(1953).
- P 124 Lipogenesis from Acetate-1-C-14 by Liver Slices from X-irradiated Rats. S. R. Lerner, W. L. Warner, and C. Entenman. *Federation Proc.* 12, 85(1953).
- P 125 Liver Cirrhosis with Ascites, Induced in Dogs by Chronic Massive Hepatic Irradiations with Radioactive Colloidal Gold. P. F. Hahn, M. A. Jackson, and H. Goldie. *Science* 114, 303(1951).
- P 126 Liver Damage in Rats from Radioactive Colloidal Gold. S. Koletsky and G. Gustafson. *Lab. Invest.* 1, 312-23(1952).
- P 127 Mechanism of Lethal and Mutagenic Action of Ionizing Radiation on *Aspergillus terreus*. I. Relationship of Relative Biological Efficiency to Ion Density. G. E. Stapleton, A. Hollaender, and F. L. Martin. *J. Cellular Comp. Physiol.* 39, 87-100(1952).
- P 128 A Method for Studying the Effect of P-32 on Living Adult Human Epidermal Cells in a Perfusion Chamber. F. N. Hu, S. G. Holmes, and C. M. Pomerat. *Texas Repts. Biol. Med.* 9, 739-48(1951).
- P 129 Mitotic Effects of Prolonged Irradiation with Low-Intensity Gamma Rays on the Chortophaga Neuroblast. J. G. Carlson, N. G. Harrington, and M. E. Gaulden. *Biol. Bull.* 104, 313-22(1953).
- P 130 The Morphogenesis of Pituitary Tumors Induced by Radiothyroidectomy in the Mouse and the Effects of Their Transplantation on the Pituitary Body of the Host. N. S. Halmi and W. D. Gude. *Am. J. Pathol.* 30, 403-11(1954).
- P 131 Morphologic Changes Associated with Thyrotrophin-Secreting Pituitary Tumors. J. Furth. *Am. J. Pathol.* 30, 421-63(1954).
- P 132 The Mouse Thyroid and Radioactive Iodine (I-131). R. Rugh. *J. Morphol.* 89, 323-35(1951).
- P 133 Mutation in *Drosophila melanogaster* Males Exposed to β -Radiation from Neutron-Activated Phosphorus-Bakelite Plaques. R. C. King. *Radiation Research* 1, 369-80(1954).
- P 134 On the Nature of the Hypertrophied Pituitary Gland Induced in the Mouse by I-131 Injections, and the Mechanism of Its Development. R. C. Goldberg and I. L. Chaikoff. *Endocrinology* 48, 1-5(1951).
- P 135 The Nature of the Serum Iodine after Large Doses of I-131. J. Robbins, J. E. Rall, D. V. Becker, and R. W. Rawson. *J. Clin. Endocrinology and Metabolism* 12, 856-74(1952).
- P 136 Nuclear Changes in Response to Continuous Irradiation. M. S. Burstone. *Arch. Pathol.* 55, 55-62(1953).
- P 137 Obliterating Tracheitis. A Complication Following Administration of Radioactive Iodine. R. Silberberg, M. Silberberg, and F. J. Dixon. *J. Lab. Clin. Med.* 39, 256-9(1952).
- P 138 Organic and Inorganic Iodine Levels in Serum of Sheep Receiving Daily Oral Doses of I-131. M. H. Weeks, J. Katz, and N. G. Farnham. *Endocrinology* 50, 511-20(1952).
- P 139 Osteogenic Sarcoma in a Muskrat from an Area of High Environmental Radiostrontium. L. A. Krumholz and J. H. Rust. *Arch. Pathol.* 57, 270-8(1954).
- P 140 The Pathogenesis of Postirradiation Anemia. J. B. Kahn, Jr., and J. Furth. *Blood* 7, 404-16(1952).
- P 141 The Pattern and Significance of Delayed Phenotypic Expression of Mutations Induced in *E. coli* by Absorbed P-32. B. A. Rubin. *Genetics* 35, 133(1950).
- P 142 A Physiopathologic Study of the Effect of Radioactive Iodine on the Ovary. F. W. Tillotson, R. G. Rose, and S. Warren. *Am. J. Roentgenol. Radium Therapy Nuclear Med.* 70, 599-604(1953).
- P 143 Plasma Proteins and Plasma Volume in Rats Following Total-Body X-Irradiation. H. Supplee, J. D. Hauschildt, and C. Entenman. *Am. J. Physiol.* 169, 483-90(1952).
- P 144 Post-Irradiation Petechiae and the Mechanism of Formation with Snake Venom. K. A. Arendt, M. H. Shulman, G. P. Fulton, and B. R. Lutz. *Anat. Record* 117, 595-6(1953).
- P 145 Preliminary Observations on the Effects of P-32 on the Development of Cotylophoron. Cotylophorum (Digenea: Paramphistomidae). T. B. Weber. *J. Tenn. Acad. Sci.* 28, 189-90(1953).
- P 146 Production of Experiment I Cretinism in Dogs by the Administration of Radioactive Iodine. C. A. Smith, H. A. Oberhelman, Jr., E. H. Storer, E. R. Woodward, and L. R. Dragstedt. *Arch. Surg.* 63, 807-20(1951).
- P 147 Quantitative Relationship between Thyroid Function and Growth of Pituitary Tumors Secreting TSH. J. Furth, W. T. Burnett, Jr., and E. I. Gadsden. *Cancer Research* 13, 298-307(1953).
- P 148 Radiation Effects on Plants Grown in Soil Treated with Fertilizer Containing P-32. J. M. Blume. *Soil Sci.* 73, 299-303(1952).
- P 149 Radiation Sterilization. I. The Effect of High Energy Gamma Radiation from Kilocurie Radioactive Sources on Bacteria. W. Tarpley, J. Ilavsky, B. Manowitz, and R. V. Horrigan. *J. Bacteriol.* 65, 305-9(1953).
- P 150 Radioactive Colloidal Gold in Macrophages and Serous Exudate in Peritoneal Fluid of Sarcoma Bearing Mouse. H. Goldie, L. B. Calvin, H. Nash, and P. F. Hahn. *Proc. Soc. Exptl. Biol. Med.* 76, 480-4(1951).

- P 151 Radioactive Iodine for Hyperthyroidism Administered During Early Pregnancy. J. E. Clever. *Am. J. Obstet. Gynecol.* 61, 217-9(1951).
- P 152 Radioactive Phosphate (P-32) in the Hamster Testis and Epididymis. A. L. Soderwall and A. L. Chaimov. *Anat. Record* 118, 410(1954).
- P 153 Radioactivity in Animal Thyroids from Various Areas. L. Van Middlesworth. *Nucleonics* 12, No. 9, 56-7(1954).
- P 154 Radiobiological Additivity of Various Ionizing Radiations. R. E. Zirkle. *Am. J. Roentgenol. Radium Therapy* 63, 170-5(1950).
- P 155 Radiobiology Irradiation Lethality and Protection. R. Rugh. *Military Surgeon* 112, 395-413(1953).
- P 156 Radiobiology of the Oral Tissues. M. S. Burststone. *J. Am. Dental Assoc.* 47, 630-6(1953).
- P 157 Radioiodine and Histopathological Effects. R. Rugh. *J. Morphol.* 89, 457-99(1951).
- P 158 Radioiodine Uptake by the Fetal Mouse Thyroid and Resultant Effects in Later Life. H. Speert, E. H. Quimby, and S. C. Werner. *Surg. Gynecol. Obstet.* 93, 230-42(1951).
- P 159 Radioiodine Uptake by Transplantable Tumors of the Thyroid Gland in C3H Mice. I. Experimental Results. S. H. Wollman, R. O. Scow, B. Wagner, and H. P. Morris. *J. Natl. Cancer Inst.* 13, 785-805(1953).
- P 160 Radioiodine Uptake by Transplantable Tumors of the Thyroid Gland in C3H Mice. II. Theory. S. H. Wollman. *J. Natl. Cancer Inst.* 13, 807-14(1953).
- P 161 Radiological Use of High Energy Deuterons and Alpha Particles. C. A. Tobias, H. O. Anger, and J. H. Lawrence. *Am. J. Roentgenol. Radium Therapy Nuclear Med.* 67, 1-27(1952).
- P 162 The Relative Biological Effectiveness of Beta and Rontgen Radiation as shown by the Radiotoxicity of Sodium 24 for Mice. R. H. Snyder and W. E. Kisielski. *Radiology* 54, 743 (1950).
- P 163 The Relative Biological Effectiveness of Cobalt 60 Gamma Radiation and Fast Neutrons. H. H. Vogel, Jr., J. W. Clark, and D. L. Jordan. *Anat. Record* 117, 529-30(1953).
- P 164 Relative Biological Effectiveness of Fast Neutrons, Gamma Rays, X-Rays on Grasshopper Nymph Ovarioles. (*Melanoplus differentialis*). T. N. Tahmisian and H. H. Vogel, Jr. *Proc. Soc. Exptl. Biol. Med.* 84, 538-43 (1953).
- P 165 The Significance of the Action of Radioactive Phosphorus on *Habrobracon juglandis* (A.). A. Martin, Jr. *Proc. Penna. Acad. Sci.* 24, 60-4(1950).
- P 166 Relative Biological Effectiveness of Radium and Other Alpha Emitters in CF No. 1 Female Mice. M. P. Finkel. *Proc. Soc. Exptl. Biol. Med.* 83, 494-8(1953).
- P 167 Some Early Nuclear Effects of Ionizing Radiation. S. Warren, M. W. Holt, and S. C. Sommers. *Proc. Soc. Exptl. Biol. Med.* 77, 288-91(1951).
- P 168 Some Observations on the Effect of Gamma Irradiation on the Biochemistry of Rabbit Bone Marrow. J. F. Thomson, W. W. Tourtellotte, M. S. Carttar and J. B. Storer. *Arch. Biochem. and Biophys.* 42, 185-96(1953).
- P 169 Some Observations on Effect of Gamma Radiation on the Biochemistry of the Rat Thymus. J. F. Thomson, W. W. Tourtellotte and M. S. Carttar. *Proc. Soc. Exptl. Biol. Med.* 80, 268-72(1952).
- P 170 Spontaneous and Induced Chromosome Aberrations in the Grasshopper *Chloealtis conspersa*. K. H. Rothfels. *Genetics* 35, 687(1950).
- P 171 Studies on the Alterations of Development of the Teeth and Adjacent Structures Following Local Administration of Chronic Phosphate Containing P-32. M. S. Burststone. *J. Am. Dental Assoc.* 42, 418-23(1951).
- P 172 Studies of Autoplastic and Homoplastic Grafts in Rabbits. R. G. Williams. *Am. J. Anat.* 93, 1-23(1953).
- P 173 Studies on the Dosimetry and Bactericidal Effects of Gamma Radiations from a Cobalt 60 Source. S. A. Goldblith, B. E. Proctor, S. Davison, D. A. Lang, B. Kan, C. J. Bates, and M. Karel. *Radiology* 60, 732-6(1953).
- P 174 Studies on the Effect of Radioactive Colloidal Gold on the Development of the Oral Structures of the Mouse. M. S. Burststone. *Arch. Pathol.* 50, 419-26(1950).
- P 175 Studies on the Effect of Radioactive Phosphorus on the Biochemical Oxidation of Sewage. W. N. Grune and R. Eliassen. *Sewage and Ind. Wastes* 23, 141-54(1951).
- P 176 Studies on the Effects of Continuous Exposure of Animals to Gamma Radiation from Cobalt 60 Plane Sources. J. F. Thomson, W. W. Tourtellotte, M. S. Carttar, R. S. Cox, Jr., and J. E. Wilson. *Am. J. Roentgenol. Radium Therapy Nuclear Med.* 69, 830-8(1953).
- P 177 Studies on the Mechanism of Action of Ionizing Radiations. II. Inhibition of Sulfhydryl Enzymes by Alpha-, Beta-, and Gamma-Rays. E. S. G. Barron and S. Dickman. *J. Gen. Physiol.* 32, 595-605(1949).
- P 178 Studies with Radiophosphorus in *Drosophila*. I. The Mutagenic Effectiveness of Radioactive Phosphorus in Adult Male *Drosophila melanogaster*. R. C. King. *J. Exptl. Zool.* 122, 541-75(1953).
- P 179 A Study of Antigen Localization and Degradation and the Histologic Reaction in the Spleen of Normal, X-Irradiated, and Spleen-Shielded Rats. F. W. Fitch, P. Barker, K. H. Soules, and R. W. Wissler. *J. Lab. Clin. Med.* 42, 598-620(1953).
- P 180 A Study of the Short-Time Effects on the Mouse Ovary of Internal Irradiation with P-32. E. Odeblad. *Acta Radiol.* 38, 35-40(1952).
- P 181 Sub-lethal Total Body Irradiation and I-131 Metabolism in the Rat Thyroid. R. A. Monroe.

- J. H. Rust, and B. F. Trum. *Science* 119, 65-6 (1954).
- P 182 Sulfur 35 as a Mutagenic Agent. F. P. Hungate and T. Mannell. *Genetics* 36, 555-6(1951).
- P 183 Synergistic Lethal Action of Certain Radioisotopes in Rats. P. R. Salerno, H. L. Friedell, J. H. Christie, and M. Berg. *Radiology* 59, 564-9(1952).
- P 184 Testicular Damage in Rats Induced by Radioactive Phosphorus. C. Biddulph, R. H. Peterson, and A. E. Johnson. *J. Clin. Endocrinol. and Metabolism* 12, 953(1952).
- P 185 Thiouracil Modification of Effect of Radioiodine (I-131) on the Thyroid. R. Rugh. *Radiology* 61, 391-400(1953).
- P 186 Thyroid Response to Total Body X-Irradiation. A. L. Botkin, E. H. Praytor, M. E. Austing and H. Jensen. *Endocrinology* 50, 550-4(1952).
- P 187 The Tolerance in Humans of Intrabronchially Administered Radioactive Silver-Coated Gold Colloids. P. F. Hahn, G. H. Hilliard, and E. L. Carothers. *Brit. J. Radiol.* 26, 595-8(1953).
- P 188 Toxicity of Radioiodine and Radiophosphorus in Rats in Doses Comparable to Those Used Clinically. C. Moses, J. B. Boatman, R. S. George, and A. M. DeLacio. *Proc. Soc. Exptl. Biol. Med.* 79, 343-4(1952).
- P 189 Toxicity of Tritium Oxide to Mice. A. M. Brues, A. N. Stroud, and L. Rietz. *Proc. Soc. Exptl. Biol. Med.* 79, 174-6(1952).
- P 190 Tritium-Induced Effects in *Paramecium aurelia*. E. L. Powers and D. Shefner. *Proc. Soc. Exptl. Biol. Med.* 78, 493-7(1951).
- P 191 Tumors of Pituitary and Trachea in Mice after High Dosages of Radioactive Iodine. A. Gorbman. *Cancer Research* 9, 596(1949).
- P 192 The Use of Beta Radiation on Corneal Lesions in the Dog. F. T. Candlin and M. H. Levine. *North Am. Veterinarian* 33, 632-9(1952).
- P 193 The Use of Radiocobalt as a Source of Gamma Rays and Some Effects of Chronic Irradiation on Growing Plants. A. H. Sparrow and W. R. Singleton. *Am. Naturalist* 87, 29-48(1953).
- P 194 Using Co-60 and Fission Products in Pork Irradiation Experiments. H. J. Gombert, S. E. Gould, J. V. Nehemias, and L. E. Brownell. *Nucleonics* 12, No. 5, 38-42(1954).
- P 195 Whole Body Irradiation of Large Animals. B. F. Trum. *Military Surgeon* 112, 333-41(1953).
- P 196 Atomic Fruits for New Jersey Growers. R. F. Boehm. *Hort. News* 5, 12(1954).
- P 197 Biological Effects of Ionizing Radiations from Radium and Polonium on Certain Fungi. S. Berk. *Mycologia* 44, 587-98(1952).
- P 198 Carbon Isotope Effects in Biological Systems. D. L. Buchanan, A. Nakao, and G. Edwards. *Science* 117, 541-5(1953).
- P 199 Changes in Radioactivity of Fat and Proteins of Frog Embryos During Development. F. Sperling. *Anat. Record* 120, 744(1954).
- P 200 Chronic Exposure of Adult Mice to C-14O₂. D. L. Buchanan. *Federation Proc.* 9, 156(1950).
- P 201 Chronic Low-Level Exposures of Young Mice to Ionizing Radiations and the Effect on Fertility. R. Rugh. *J. Pediat.* 44, 248-57(1954).
- P 202 Cirrhosis and Tumors of the Liver Produced in Mice by Colloidal Gold 198. A. C. Upton, J. Furth, and W. T. Burnett, Jr. *Radiation Research* 1, 564(1954).
- P 203 Civil Defense Problems Confronting the Veterinarian in an Atomic Age. J. H. Rust and B. F. Trum. *Vet. Med.* 48, No. 3(1953).
- P 204 Cytogenetic Effects of X-Ray and Thermal Neutron Irradiation on Seeds of Barley. R. S. Caldecott, B. H. Beard, and C. O. Gardner. *Genetics* 39, 240-59(1954).
- P 205 Cytologic and Pathologic Effects of Ionizing Radiation of Interest to the Veterinarian. J. H. Rust. *J. Am. Vet. Med. Assoc.* 118, 355-63(1953).
- P 206 A Cytological and Cytochemical Approach to an Understanding of Radiation Damage in Dividing Cells. A. H. Sparrow, M. J. Moses and R. Steele. *Brit. J. Radiol.* 25, 182-9(1952).
- P 207 Developmental Effects Observed in *Habrobracon juglandis* after Exposure to Beta Radiation. J. N. Dent and R. L. Amy. *Growth* 14, 113-21(1951).
- P 208 Dosimetry of Ionizing Particles. G. Failla and H. H. Rossi. *Am. J. Roentgenol. Radium Therapy* 64, 489(1950).
- P 209 Dosimetry of a Kilocurie Cobalt 60 Source. S. Davison, S. A. Goldblith, B. E. Proctor, M. Karel, B. Kan, and C. J. Bates. *Nucleonics* 11, No. 7, 22-6(1953).
- P 210 The Early Detection of Experimental Pulmonary Edema in a Dog Breathing Spontaneously (by I-131). D. M. Aviado, Jr., D. Walters, and C. F. Schmidt. *Am. J. Med. Sci.* 225, 21(1953).
- P 211 The Effect of Chronic Gamma Radiation on Endosperm Mutations in Maize. W. R. Singleton. *Genetics* 39, 587-603(1954).
- P 212 Effect of Cysteine on the Radiosensitivity of Rat Lymphosarcoma. J. P. Storaasli, S. Rosenberg, and H. L. Friedell. *Cancer* 6, 1244(1953).
- P 213 Effect of Fractionated Total Body Irradiation on Sarcoma Cells in the Peritoneal Exudate of the Mouse. G. J. Tarleton, H. Goldie, M. Brantley, and M. Simpson. *Federation Proc.* 13, No. 1, 515(1954).
- P 214 Effect of High Concentration of P-32 on the Growth of the Potato. W. K. Sinclair and W. R. Stanton. *Nature* 176, 234(1951).
- P 215 The Effect of Ionizing Radiations upon the Respiration and Oxidases of the Potato Tuber. A. S. Sussman. *J. Gen. Physiol.* 42 (1953).
- P 216 The Effect of Locally Applied Beta Radiation on Normal Tissue and the Hypophysis. T. Rasmussen and P. V. Harper, Jr. *Foundation Vol. Second Foundation Montreal Neurol. Inst.* (1954).
- P 217 Effect of Pretreatment with Cysteine on Survival of Mice Exposed to External and Internal

- Irradiation. H. Goldie, G. J. Tarleton, and P. F. Hahn. *Proc. Soc. Exptl. Biol. Med.* 77, 790-4(1951).
- P 218 Effect of Radiophosphorus on Rats with Cobalt-Induced Polycythemia. W. F. Bethard, E. Skirmont, and L. O. Jacobson. *J. Lab. Clin. Med.* 36, 800(1950).
- P 219 Effect of Roentgen-Ray Radiation on the Biosynthesis of Nucleic Acids and Nucleic Acid Purines. H. E. Skipper and J. H. Mitchell, Jr. *Cancer* 4, 363-66(1951).
- P 220 The Effect of Tritium Oxide on Some Synthetic Processes of *Chlorella pyrenoidosa*. J. W. Porter and H. J. Knauss. *Radiation Research* 1, 253-61(1954).
- P 221 The Effect of Various Pathological Conditions on *in Vivo* Hemoglobin Synthesis. II. Polonium Induced Anemia as Studied with Alpha-C-14-Glycine. R. G. Thomas, et al. *Radiation Research* 1, 180-8(1954).
- P 222 Effects of Beta Irradiation on the Rabbit Lens. L. Von Sallmann, C. M. Munoz, and A. Drungis. *Arch. Ophthalmol. (Chicago)* 50, 727(1953).
- P 223 Effects of Colloidal Gold 198 upon Mice Tumors. R. Robbins, J. Meszaros, G. C. Henny, and A. M. Spiegel. *Radiologica Clinica.* 21, 210(1952).
- P 224 Effects of Ionizing Radiation on Immunity. W. M. Hale and R. D. Stoner. *Radiation Research* 1, 59-69(1954).
- P 225 The Effects of Ionizing Radiations from Polonium on the Spores of *Aspergillus niger*. S. Berk. *Mycologia* 45, 488-506(1953).
- P 226 Extension to Man of Experimental Whole-Body Irradiation Studies: Some Military and Civil Defense Considerations. J. H. Rust, A. M. Budy, and F. C. McLean. *Military Surgeon* 112, 174-82(1953).
- P 227 Fractional Total-Body Irradiation and Thyroid Function in the Burro. J. C. Schoolar, J. J. Lane, R. A. Monroe, J. H. Rust, and B. F. Trum. *Science* 120, 1032-3(1954).
- P 228 Gross Effects of Growth Inhibiting Levels of Tritium Oxide on *Chlorella pyrenoidosa*. J. W. Porter and H. J. Knauss. *Am. J. Botany* 41, 550-5(1954).
- P 229 Hemotological Response of the Burro (*Equus asinus asinus*) to Total Body Tantalum-182 Irradiation. J. H. Rust, B. F. Trum, J. L. Wilding, and J. J. Lane. *Intern. J. Hematol.* 12, 327-35(1954).
- P 230 Increased Susceptibility of Mice to Anaphylactic Shock Following Cobalt 60 Gamma Radiation. R. D. Stoner and W. M. Hale. *J. Immunol.* 72, 419-23(1954).
- P 231 The Life Span of White Blood Cells in Irradiated Parabolic Rats. D. C. Van Dyke and R. L. Huff. *Am. J. Physiol.* 165, 2(1951).
- P 232 Mechanism of Petechial Formation (Hamster and Frog). G. P. Fulton, M. H. Shulman, B. R. Lutz, and K. A. Arendt. *Anat. Record* 118, 441(1954).
- P 233 Modification of Maternal and Fetal Effects of Radioiodine by Pretreatment of the Mother. R. Rugh and E. Booth. *J. Pediat.* 44, 516-33(1954).
- P 234 Pathologic Changes in Normal Human Thyroid Tissue Following Large Doses of I 131. G. A. Andrews, R. M. Kniseley, R. R. Bigelow, S. W. Root, and M. Brucer. *Am. J. Med.* 16, 372-81(1954).
- P 235 Petechial Formation in the Cheek Pouch of the Hamster (*Mesocricetus auratus*). B. R. Lutz, G. P. Fulton, G. Young, M. H. Shulman, and H. J. Berman. *Federation Proc.* 12, 92(1953).
- P 236 Physiological Aberrations Following Total Body Irradiation of Domestic Animals with Large Doses of Gamma Rays. J. H. Rust, B. F. Trum, and U. S. G. Kuhn, III. *Vet. Med.* 49, 318(1954).
- P 237 The Protective Effect of Glutathione Against Radiation Induced Chromosome Aberration. K. Mikaelson. *Science* 116, 172-4(1952).
- P 238 Protective Properties of Cysteine, Sodium Hyposulfite and Sodium Cyanide Against Radiation-Induced Chromosome Aberrations. K. Mikaelson. *Proc. Natl. Acad. Sci.* 40, 171-8(1954).
- P 239 Radioactive Materials as Plant Stimulants—Field Results (Summary). L. T. Alexander. *Agron. J.* 42(1950).
- P 240 Relative Bactericidal Efficiencies of Three Types of High-Energy Ionizing Radiations. S. A. Goldblith, B. E. Doctor, S. Davison, B. Kan, C. J. Bates, E. M. Oberle, M. Karel, and D. A. Lang. *Food Research* 18, 659-77(1953).
- P 241 The Relative Biological Effectiveness of Fast Neutrons and Co60 Gamma Rays. H. H. Vogel, J. W. Clark, and D. C. Jordan. *Radiation Research* 1, 233(1954).
- P 242 Reproduction in Paramecium as Affected by Small Doses of X-Ray and Beta Radiation. G. E. Daniel and H. D. Park. *Proc. Soc. Exptl. Biol. Med.* 83, 662-5(1953).
- P 243 The Role of Ionizing Radiation in Eliciting Tumors of the Pituitary Gland in Mice. A. Gorbman and A. Edelmann. *Proc. Soc. Exptl. Biol. Med.* 81, 348-50(1952).
- P 244 Root Production in Plants Following Localized Stem Irradiation. E. Christensen. *Science* 119, 127-8(1954).
- P 245 Some Blood Values of the Southwestern Burro (*Equus asinus asinus*) I. Cytology. J. L. Wilding, A. W. Kimball, M. W. Whitaker, B. F. Trum, and J. H. Rust. *Am. J. Vet. Research* 13, 509(1952).
- P 246 Some Epidemiological Aspects of the Radiation Syndrome in Domestic Animals. U. S. G. Kuhn, III. *Southwestern Veterinarian* 7(1954).
- P 247 Studies of F-1 Generation Hybrid Mice from an Irradiated Parent. J. H. Rust, A. M. Budy and R. D. Boche. *Federation Proc.* 11, 135(1952).
- P 248 Studies on Induced Mutation in Maize. E. J. Dollinger. *Genetics* 39, 750-66(1954).

- P 249 Synergistic Effect of Internal Irradiation and Phlebotomy on Production of Cirrhosis and Ascites in Dogs. P. F. Hahn, E. L. Carothers, and H. Brummit. *Am. J. Physiol.* 175, Oct. (1953).
- P 250 Total Body Irradiation of Various Species of Animals—Some Physiologic and Pathologic Effects Evident in Blood, Bones and Thyroid. J. H. Rust and B. F. Trum. *Intern. Vet. Congr. Stockholm*(1953).
- P 251 Ultraspectrophotometrical Studies of Mouse Tumors Treated with Colloid Au 198. R. Robbins, J. Meszaros, G. C. Henry, and A. M. Spiegel. *Federation Proc.* 10(1951).
- P 252 Variations in the Floral Morphology of Normal and Irradiated Plants of *Tradescantia paludosa*. J. E. Gunckel, I. B. Morrow, A. H. Sparrow, and E. Christensen. *Bull. Torrey Botan. Club* 80, 445-6(1953).
- P 253 Vascular Effect in the Hamster Cheek Pouch after Irradiation. G. P. Fulton, B. R. Lutz, D. L. Jofter, and F. W. Maynard. *Anat. Record* 115, 446-7(1953).
- P 254 Vegetative and Floral Development of Irradiated and Non-Irradiated Plants of *Tradescantia paludosa*. J. E. Gunckel, A. H. Sparrow, I. B. Morrow and E. Christensen. *Am. J. Botany* 40, 317-32(1953).
- P 255 Whole Blood Clotting, Clot Retraction and Prothrombin Utilization in Burros Following Total Body Gamma Radiation. B. F. Trum and J. H. Rust. *Proc. Soc. Exptl. Biol. Med.* 82, 347-51 (1953).
- P 256 Irradiation and Adrenal Steroidogenesis: Influence of Irradiation of Isolated ACTH-Stimulated Calf Adrenals on Their Cortical Output. F. Ungar, G. Rosenfeld, R. I. Dorfman, and G. Pineus. *Endocrinology* 56, 30(1955).
- P 257 The Acute Radiation Syndrome: A Study of Nine Cases and a Review of the Problem. L. H. Hempelmann, H. Liscoe, and J. G. Hoffman. *Ann. Internal Med.* 36, 279-510(1952).
- P 258 Anaemia and Erythropoiesis in the Irradiated Rat. An Experimental Study with Particular Reference to Techniques Involving Radioactive Iron. E. H. Belcher, E. B. Harriss, and L. F. Lamberton. *Brit. J. Haematol.* 1, No. 1(1955).
- P 259 The Combined Effects of Thermal Burns and Wholebody X Irradiation. II. Anemia. A. K. Davis, E. L. Alpen, et al. *Ann. Surg.* 140, 726-35(1954).
- P 260 A Correlation of Morphologic with Metabolic Changes in Rat Skin Following Exposure to Beta (Sr-90) Radiation. C. C. Lushbaugh, et al. *Am. J. Pathol.* 28, 515(1952).
- P 261 The Effects of Localized Beta Irradiation on the Skin Cycle of the Rat. J. P. Parnell and J. F. Gennaro, Jr. *Anat. Record* 118, 337(1954).
- P 262 Influence of Ionizing Radiation and Dietary Restriction on Body Fluid Compartments and Water Kinetics in Patients with Malignant Lymphoma. J. Greenberg and D. Laszlo. *Federation Proc.* 13, No. 1, March(1954).
- P 263 The Inhibitory Effect of Beta Radiation (P-32) on Fibroplasia in Rat Skin. C. C. Lushbaugh and J. B. Storer. *Am. J. Pathol.* 28, 515(1952).
- P 264 Metabolism of Benzoic Acid in Normal and Irradiated Rats. K. Schreier, K. I. Altman and L. H. Hempelmann. *Proc. Soc. Exptl. Biol. Med.* 87, 61-3(1954).
- P 265 Practical Aspects of Radiation Injury. L. H. Hempelmann and J. G. Hoffman. *Ann. Rev. Nuclear Sci.* 3(1953).
- P 266 Radiomanganese Studies in the Pancreatic Fistula Dog. W. T. Burnett, Jr., R. R. Bigelow, and C. W. Sheppard. *Am. J. Physiol.* 163, 702(1950).
- P 267 Radon Inhalation Studies in Rats. S. H. Cohn and R. K. Skow. *Arch. Ind. Hyg. and Occupational Med.* 7, 508-15(1953).
- P 268 Remarks of the Radiosensitivity of Unicellular Organisms. C. A. Tobias. *Acta Radiol.* 41, 105-8(1954).
- P 269 Serum and Urinary Fibrinolytic Activity Related to the Hemorrhagic Diathesis in Irradiated Dogs. J. Colgan, E. Gates, and L. L. Miller. *J. Exptl. Med.* 95, 531-42(1952).

Biochemistry

- Q 1 The Absorption of C-14-Labeled Epicholesterol in the Rat. H. H. Hernandez, I. L. Chaikoff, W. G. Dauben, and S. Abraham. *J. Biol. Chem.* 206, 757-65(1954).
- Q 2 Absorption of Enterally Administered 17 α -Methyl-C-14-Testosterone and its Metabolites. P. M. Hyde, E. A. Doisy, Jr., W. H. Elliott, and E. A. Doisy. *J. Biol. Chem.* 209, 257-63(1954).
- Q 3 Acetal Phospholipid. S. R. Korey and J. B. Wittenberg. *Federation Proc.* 13, No. 1, 244(1954).
- Q 4 Acetate Utilization and Fatty Acid Synthesis in Intact Normal and X-Irradiated Rats. J. G. Coniglio and G. W. Hudson. *Federation Proc.* 13, No. 1, 194(1954).
- Q 5 Acetoacetate Formation in Liver. II. On the Degradation of Acetoacetic Acid. D. S. Goldman, G. W. Brown, Jr., H. R. Matheson, and I. L. Chaikoff. *J. Biol. Chem.* 195, 415-22(1952).
- Q 6 Acetoacetate Formation in Liver. III. On the Mechanism of Acetoacetate Formation from Palmitic Acid. G. W. Brown, Jr., D. D. Chapman, H. R. Matheson, I. L. Chaikoff, and W. G. Dauben. *J. Biol. Chem.* 209, 537-48(1954).

- Q 7 An Action of ACTH on Adrenal Slices. R. Haynes, K. Savard, and R. I. Dorfman. *Science* 116, 690-1(1952).
- Q 8 The Action of Adrenocorticotrophic Hormone on Beef Adrenal Slices. R. Haynes, K. Savard, and R. I. Dorfman. *J. Biol. Chem.* 207, 925-38(1954).
- Q 9 The Action of Isotopic Insulin Bound Tissues. W. C. Stadie, N. Haugaard and M. Vaughan. *Trans. Assoc. Am. Physicians* 65, 230(1952).
- Q 10 Action of Rat Liver on 2-Acetylaminofluorene. J. H. Peters and H. R. Gutmann. *Federation Proc.* 13, No. 1, 273(1954).
- Q 11 The Action of Transglucosidase of *Aspergillus oryzae* on Maltose. J. H. Pazur and D. French. *J. Biol. Chem.* 196, 265-72(1952).
- Q 12 Activation of Formate for Purine Synthesis. R. A. Peabody. *Federation Proc.* 12, 254(1953).
- Q 13 Adenylate Kinase Activity *in Vivo*. F. A. Cobey and P. Handler. *Federation Proc.* 12, 190-1(1953).
- Q 14 The Alkali-Catalyzed Conversion of Glucose into Fructose and Mannose. Y. J. Topper and D. Stetten, Jr. *J. Biol. Chem.* 189, 191-202(1951).
- Q 15 Alkaline Phosphatase Substrate Specificities in Cultured Normal and Malignant Cells of Mouse, Rat, and Fowl. J. J. Biesele and A. Y. Wilson. *Cancer Research* 11, 174-9(1951).
- Q 16 Amide Metabolism in Higher Plants. I. Preparation and Properties of a Glutamyl Transphosphatase from Pumpkin Seedling. P. K. Stumpf, W. D. Loomis, and C. Michelson. *Arch. Biochem.* 30, 126-37(1951).
- Q 17 Amino Acid Biosynthesis Studied with C-14O₂. R. W. Swick and D. M. Tahara. *Federation Proc.* 13, No. 1, 308(1954).
- Q 18 The Amino Acid Composition of Phosphorylase. S. F. Velick and L. F. Wicks. *J. Biol. Chem.* 190, 741-51(1951).
- Q 19 Amino Acid Incorporation *in Vivo* into Liver Fractions. R. Brunish and J. M. Luck. *J. Biol. Chem.* 193, 621-8(1952).
- Q 20 The Amino End-Group and the Amino Acid Composition of Salmine. S. F. Velick and S. Udenfriend. *J. Biol. Chem.* 191, 233-8(1951).
- Q 21 Aminopurine Interconversion in *Tetrahymena gele* II. Role of 8-Azaguanine and Hypoxanthine. M. Flavin and M. Engelman. *J. Biol. Chem.* 200, 59-68(1953).
- Q 22 Anaerobic Dissimilation of C-14-Labeled Glucose and Fructose by *Pseudomonas lindneri*. M. Gibbs and R. D. DeMoss. *J. Biol. Chem.* 207, 689-94(1954).
- Q 23 Apparent Adenylate Kinase Activity *in Vivo*. F. A. Cobey and P. Handler. *J. Biol. Chem.* 204, 283-8(1953).
- Q 24 Ascorbic Acid Synthesis in Normal and Drug-Treated Rats, Studied with L-Ascorbic-1-C14 Acid. J. J. Burns, E. H. Mosbach, and S. Schulenberg. *J. Biol. Chem.* 207, 679-87 (1954).
- Q 25 Assimilation of Carbon Dioxide in Oxalate and Citrate by *Aspergillus niger*. K. F. Lewis and S. Weinhouse. *J. Am. Chem. Soc.* 73, 2906-9(1951).
- Q 26 Assimilation of C14-Labeled Carbon Dioxide by a Photosynthesizing Red Alga, *Irideae laminarioides*. R. C. Bean and W. Z. Hassid. *Federation Proc.* 13, No. 1, 179-80(1954).
- Q 27 The Binding of Diphosphopyridine Nucleotide by Glyceraldehyde-3-phosphate Dehydrogenase. S. F. Velick, J. E. Hayes, Jr., and J. Harting. *J. Biol. Chem.* 203, 527-44(1953).
- Q 28 Binding and Release of Radioactive Histamine in Intact Rats. R. W. Schayer and R. L. Smiley. *Federation Proc.* 13, No. 1, 289-90(1954).
- Q 29 Bioassay of Parathyroid Hormone. B. L. Rubin and R. I. Dorfman. *Proc. Soc. Exptl. Biol. Med.* 83, 223-5(1953).
- Q 30 Bioassay of Vitamin D with Radiophosphorus. H. L. Sassaman, A. Rodgers, and A. E. Schaefer. *Federation Proc.* 13, No. 1, 470-1(1954).
- Q 31 Biochemical Changes in Unsaturated Fatty Acid Deficiency. P. D. Klein and R. M. Johnson. *Federation Proc.* 12, 231(1953).
- Q 32 Biochemical Sequence of Events After Insulin Administration to Diabetic Rats. A. E. Renold and A. B. Hastings. *J. Clin. Invest.* 33, 959 (1954).
- Q 33 Biochemical Studies of Virus Reproduction. V. The Origin of Bacteriophage Nitrogen. L. M. Kozloff, K. Knowlton, F. W. Putnam, and E. A. Evans, Jr. *J. Biol. Chem.* 188, 101-16(1951).
- Q 34 Biochemical Studies of Virus Reproduction. XII. The Fate of Bacteriophage T7. R. P. Mackal and L. M. Kozloff. *J. Biol. Chem.* 209, 83-90(1954).
- Q 35 Biochemical Studies of Virus Reproduction. VIII. Purine Metabolism. A. L. Koch, F. W. Putnam, and E. A. Evans, Jr. *J. Biol. Chem.* 197, 113-20(1952).
- Q 36 Biochemical Studies of Virus Reproduction. XI. Acid-Soluble Purine Metabolism. A. L. Koch. *J. Biol. Chem.* 203, 227-37(1953).
- Q 37 Biological Asymmetry of Glycerol and Formation of Asymmetrically Labeled Glucose. P. Schambye, H. G. Wood, and G. Popjak. *J. Biol. Chem.* 206, 875-82(1954).
- Q 38 The Biological Functions of Pteridine Derivatives. J. R. Totter. *J. Cellular Comp. Physiol.* 41, Sup. 1, 241-59(1953).
- Q 39 Biological Precursors of Glycine. F. C. Chao, C. C. Delwiche, and D. M. Greenberg. *Biochim. et Biophys. Acta* 10, 103-9(1953).
- Q 40 Biophysical Methods for the Assay of the Life Span of Red Blood Cells. H. C. Box, W. G. Schenk, and C. E. Wiles. *Science* 118, 72-3 (1953).
- Q 41 Biosynthetic Path from Glucose to Shikimic Acid. H. Shigeura, D. B. Sprinson, and B. D. Davis. *Federation Proc.* 12, 458(1953).

- Q 42 Biotin Nutriture and the Exzymatic Incorporation of $\text{NaHC-}^{14}\text{O}_2$ into Acetoacetate. G. W. E. Plaut. *Proc. Soc. Exptl. Biol. Med.* 78, 769-70(1951).
- Q 43 The Breakdown of Desoxyribonucleic Acid under Deuteron and Electron Bombardment. C. I. Smith. *Arch. Biochem. and Biophys.* 46, 12-7 (1953).
- Q 44 Butyrate as a Precursor of Milk Constituents in the Intact Dairy Cow. M. Kleiber, A. L. Black, M. A. Brown, J. Luick, C. F. Baxter, and B. M. Tolbert. *J. Biol. Chem.* 210, 239-47 (1954).
- Q 45 Calcium Complexes of Adenosinetriphosphate and Adenosinediphosphate and Their Significance in Calcification *in Vitro*. V. DiStefano and W. F. Neuman. *J. Biol. Chem.* 200, 759-63 (1953).
- Q 46 Carbohydrate Intermediates of the Human Erythrocyte. G. R. Bartlett. *Federation Proc.* 13, No. 1, 179(1954).
- Q 47 Carbon Atom 2 of L-Histidine-2-C-14, a Source of the Carbon of Labile Methyl Groups in Liver. M. Toporek, L. L. Miller, and W. F. Bale. *J. Biol. Chem.* 198, 839-51(1952).
- Q 48 Carbon Dioxide Fixation by Microorganisms. V. H. Lynch and M. Calvin. *J. Bacteriol.* 63, 525-31(1952).
- Q 49 C- $^{14}\text{O}_2$ Fixation During Amphibian Development. S. Cohen. *Federation Proc.* 12, 191 (1953).
- Q 50 The Catabolism of Uracil *in Vivo* and *in Vitro*. R. J. Rutman, A. Cantarow, and K. E. Paschkis. *J. Biol. Chem.* 210, 321-9(1954).
- Q 51 Cation Interrelationships at the *Fundulus ectoderm*. D. R. Shanklin. *Biol. Bull.* 105, 368 (1953).
- Q 52 Certain Biological Activities of Crystalline Electro cortin. R. S. Speirs, S. A. Simpson and J. F. Tait. *Endocrinology* 55, 233-6(1954).
- Q 53 Certain Interrelationships in the Metabolism of Glycine and Serine. D. Elwyn and D. B. Sprinson. *J. Biol. Chem.* 207, 459-65(1954).
- Q 54 Characteristics of the Amino Acid-Incorporating System of Liver Homogenates. E. A. Peterson and D. M. Greenberg. *J. Biol. Chem.* 194, 359-75(1952).
- Q 55 Chick Vitamin D Assay Method Using Radioactive Calcium (Ca-45). H. Patrick and G. K. Schweitzer. *Federation Proc.* 13, No. 1, 472 (1954).
- Q 56 Cholesterol Metabolism. 1. Effect of Dietary Cholesterol on the Synthesis of Cholesterol in Dog Tissue *in Vitro*. R. G. Gould, C. B. Taylor, J. S. Hagerman, I. Warner and D. J. Campbell. *J. Biol. Chem.* 201, 519-28(1953).
- Q 57 Cholesterol Synthesis by Liver. I. Influence of Fasting and of Diet. G. M. Tomkins and I. L. Chaikoff. *J. Biol. Chem.* 196, 569-73 (1952).
- Q 58 Choline Phosphokinase. J. Wittenberg and A. Kornberg. *J. Biol. Chem.* 202, 431-44(1953).
- Q 59 Chylomicrons and Absorption of Labeled Fatty Acid. W. W. Burr, Jr., C. Dunkelberg, and H. C. Tidwell. *Federation Proc.* 13, No. 1, 187-8(1954).
- Q 60 Citrulline as a Precursor of Pyrimidines. M. R. Heinrich, V. C. Dewey, and G. W. Kidder. *J. Am. Chem. Soc.* 76, 3102-3(1954).
- Q 61 Cleavage of Adenosine Triphosphate by Actomyosin. D. E. Koshland, Jr., and Z. Budenstein. *Federation Proc.* 13, No. 1, 245(1954).
- Q 62 Coenzyme a Function in and Acetyl Transfer by the Phosphotransacetylase System. E. R. Stadtman, G. D. Novelli, and F. Lipmann. *J. Biol. Chem.* 191, 365-76(1951).
- Q 63 The Coenzyme A Transphorase System in *Clostridium kluyveri*. E. R. Stadtman. *J. Biol. Chem.* 203, 501-12(1953).
- Q 64 Cofactor Requirement for Lipogenesis. J. Van Baalen and S. Gurin. *J. Biol. Chem.* 205, 303-8(1953).
- Q 65 The Combination between Hemolysins and Red Cells or Ghosts as Studied with A Radioactive Lysin and with New Color Reactions. E. Ponder and R. V. Ponder. *J. Gen. Physiol.* 37, 411-22(1954).
- Q 66 The Combination of Organic Anions with Serum Albumin. VIII. Fatty Acids Salts. J. D. Teresi and J. M. Luck. *J. Biol. Chem.* 194, 823-34(1952).
- Q 67 Comparison of *in Vitro* Serum Protein Binding of Thyroxin and Triiodothyronine. W. P. Deiss, E. C. Albright and F. C. Larson. *Proc. Soc. Exptl. Biol. Med.* 84, 513-6(1953).
- Q 68 The Composition of Amino Acid End-Groups of Glyceraldehyde-3-Phosphate Dehydrogenases. S. F. Velick and S. Udenfriend. *J. Biol. Chem.* 203, 575-82(1953).
- Q 69 Concerning the *in Vitro* Metabolism of Labeled Carcinogenic Hydrocarbons. W. G. Wiest and C. Heidelberger. *Cancer Research* 12, 308(1952).
- Q 70 Conversion of 5-Amino-4-imidazolecarboxamide Riboside to Its Phosphoribotide and to Inosinic Acid. G. R. Greenberg. *Federation Proc.* 12, 211-2(1953).
- Q 71 Conversion of C-14-Butyrate to Crotonate and Vinylacetate by Mammalian Heart Muscle. M. Cook. *Federation Proc.* 13, No. 1, 29-30(1954).
- Q 72 The Conversion of C-14-Labeled Glucose to Glucuronic Acid in the Guinea Pig. J. F. Douglas and C. G. King. *J. Biol. Chem.* 202, 865-71(1953).
- Q 73 Conversion of Ethanolamine and Pentose to Acetate in the Rat. D. B. Sprinson and I. Weliky. *Federation Proc.* 13, No. 1, 302(1954).
- Q 74 Conversion of C-14-Labeled Propionate, Lactate, and Pyruvate to Acetyl Groups in the Rat. W. W. Shreeve. *J. Biol. Chem.* 195, 1-10(1952).

- Q 75 Conversion of C-14-Palmitic Acid to Glucose. I. Normal and Diabetic Rats. E. H. Strisower, I. L. Chaikoff, and E. O. Weinman. *J. Biol. Chem.* 192, 453-63(1951).
- Q 76 The Conversion of Cystinamine to Taurine in Rat, Rabbit, and Man. L. Eldjarn. *J. Biol. Chem.* 206, 483-90(1954).
- Q 77 Conversion of Glucose to Amino Acids by Brain and Liver of The New-Born Mouse. R. J. Winzler, K. Moldave, M. E. Rafelson, Jr., and H. E. Pearson. *J. Biol. Chem.* 199, 485-92(1952).
- Q 78 Conversion of Glucose-1-C-14 to Pectin. B. Axelrod, C. G. Seegmiller, and R. M. McCready. *Federation Proc.* 13, No. 1, 177(1954).
- Q 79 The Conversion of L-Histidine to Glutamic Acid by Liver Enzymes. A. Abrams and H. Borsook. *J. Biol. Chem.* 198, 205-14(1952).
- Q 80 The Conversion of L-Lysine-6-C-14 to Pimelic Acid in the Rat. M. Rothstein and L. L. Miller. *J. Am. Chem. Soc.* 75, 4371-2(1953).
- Q 81 Correlation of Bond Breaking with Enzyme Specificity. Cleavage Point of Invertase. D. E. Koshland, Jr. and S. S. Stein. *J. Biol. Chem.* 208, 139-48(1954).
- Q 82 *In Vitro* Conversion of Radioglucose to Free and Protein-Bound Amino Acids by Virus-Infected Mouse Brain. K. Moldave, M. E. Rafelson, Jr., D. Lagerborg, H. E. Pearson, and R. J. Winzler. *Arch. Biochem. and Biophys.* 50, 383-91(1954).
- Q 83 Cortisone Inhibition of Mucopolysaccharide Synthesis in the Intact Rat. L. L. Layton. *Arch. Biochem. and Biophys.* 32, 224-6(1951).
- Q 84 Course of Development of Serum Lipoprotein Derangement Resulting from X-Irradiation of the Dog. W. H. Goldwater and C. Entenman. *Federation Proc.* 13, No. 1, 218-9(1954).
- Q 85 Cyanide-Induced Acetylation of Amino Acids by Enzymes of *Clostridium kluveri*. E. R. Stadtman, J. Katz and H. A. Barker. *J. Biol. Chem.* 195, 779-85(1952).
- Q 86 Cystathionine-C-14 and Cystine-3-C-14 as Sources of Methyl Groups of Choline and Creatine in the Intact Rat. J. A. Stekol, S. Weiss, and P. Smith. *Federation Proc.* 12, 274(1953).
- Q 87 Degradation of Isotopically Labeled Citric, α -Ketoglutaric and Glutamic Acids, E. H. Mosbach, E. F. Phares, and S. F. Carson. *Arch. Biochem. and Biophys.* 33, 179-85(1951).
- Q 88 Degradation of Radioactive Penicillin G. J. Tome, H. D. Zook, R. B. Wagner, and R. W. Stone. *J. Biol. Chem.* 203, 251-5(1953).
- Q 89 The Determination of the Stability of Vitamin B-12 in Multivitamin Mixture by a Radioactive Indicator Method. C. Rosenblum and D. T. Woodbury. *J. Am. Pharm. Assoc., Sci. Ed.* 61, 368-71(1952).
- Q 90 The Determination of Vitamin D with Radiophosphorus. R. H. Snyder, H. J. Eisner, and H. Steenbock. *J. Nutrition* 45, 305-18(1951).
- Q 91 Deuterium Studies on the Mechanism of Enzymatic Amino Acid Decarboxylation. S. Mandeles, R. Koppelman, and M. E. Hanke. *J. Biol. Chem.* 209, 327-36(1954).
- Q 92 Deuteron Inactivation of Dry Bovine Serum Albumin. W. P. McNulty, Jr., and F. Hutchinson. *Arch. Biochem. and Biophys.* 50, 92-103(1954).
- Q 93 The Disappearance of Radioactivity from the Tissues of Rats of Different Ages after Subcutaneous Administration of Radiovitamin B-12. C. A. Lang, D. M. Gleysteen, and B. F. Chow. *J. Nutrition* 50, 213-22(1953).
- Q 94 Distribution and Incorporation of Radioactive 6-Mercaptopurine in the Tissues of the Mouse. G. H. Hitchings, G. B. Elion, and S. Bieber. *Federation Proc.* 13, No. 1, 230(1954).
- Q 95 Distribution of Isotopically-Labeled Formate in the Nucleotides of Ribo- and Desoxyribonucleic Acids. J. R. Totter, E. Volkin, and C. E. Carter. *Abstracts, 118th Meeting, Am. Chem. Soc.*(1950).
- Q 96 A Double Precursor Study of Nucleic Acid Turnover in Normal and Regenerating Liver. E. P. Anderson and S. E. G. Aqvist. *J. Biol. Chem.* 202, 513-20(1953).
- Q 97 Effect of ACTH on the Incorporation of C-14 of Glycine in Tissue Proteins. L. M. Marshall and F. Friedberg. *Endocrinology* 48, 113-4(1951).
- Q 98 Effect of Adenosine Triphosphate, Magnesium, and Calcium on the Phosphate Uptake by Rabbit Erythrocytes. H. Jonas and D. R. H. Gourley. *Biochim. et Biophys. Acta* 14, 335-45(1954).
- Q 99 Effect of Aminopterin on Incorporation of C-14 Formate into the 2 and 8 Carbons of Guanine. D. A. Goldthwait. *Proc. Soc. Exptl. Biol. Med.* 86, 842-3(1954).
- Q 100 The Effect of Antibiotics on Urea Breakdown in Mice. R. Z. Dintzis and A. B. Hastings. *Proc. Natl. Acad. Sci. U. S.* 39, 571-8(1953).
- Q 101 The Effect of Arsenate on Aerobic Phosphorylation. R. K. Crane and F. Lipmann. *J. Biol. Chem.* 201, 235-43(1953).
- Q 102 The Effect of Azaguanine on the Incorporation of Guanine and of 4-Amino-5-Imidazolecarboxamide into Tumor-Bearing Mice. P. E. Carlo and H. G. Mandel. *J. Biol. Chem.* 201, 343-7(1953).
- Q 103 Effect of Cations on Incorporation of I-131 into Protein of Rat Thyroid Homogenates. R. L. Sherman and A. W. Wase. *Federation Proc.* 13, No. 1, 295-6(1954).
- Q 104 Effect of Dietary Cholesterol on Cholesterol Synthesis in Monkeys' Tissue *in Vitro*. G. E. Cox, L. G. Nelson, W. B. Wood, and C. B. Taylor. *Federation Proc.* 13, No. 1, 31(1954).
- Q 105 Effect of 2,4-Diamino-5-(3',4'-Dichlorophenyl)-6-Methylpyrimidine on the Incorporation of Ureidosuccinic Acid into Nucleic Acid Pyrimidines. E. P. Anderson, E. A. Brown, and

- P. K. Smith. *Federation Proc.* 13, No. 1, 174-5(1954).
- Q 106 Effect of Dietary Hepatic Necrosis in Rats upon Liver Coenzymes. C. S. Yang and R. E. Olson. *Federation Proc.* 13, No. 1, 483(1954).
- Q 107 Effect of 2,4-Dinitrophenol and Sodium Azide on Host Cell Metabolism and Influenza A Virus. J. L. Ingraham, T. O. Roby, and J. H. Peterson. *Arch. Biochem. and Biophys.* 46, 215-20(1953).
- Q 108 Effect of Ethionine on the S-35-Cystine Pattern in Rat Liver Fractions. M. Levine. *Federation Proc.* 13, No. 1, 250-1(1954).
- Q 109 The Effect of Fasting upon Lipogenesis in the Intact Rat. J. T. Van Bruggen, T. T. Hutchens, C. K. Claycomb, W. J. Cathey and E. S. West. *J. Biol. Chem.* 196, 389-94(1952).
- Q 110 The Effect of Fasting upon Tissue Lipogenesis in the Intact Rat. T. T. Hutchens, J. T. Van Bruggen, R. M. Cockburn and E. S. West. *J. Biol. Chem.* 208, 115-22(1954).
- Q 111 The Effect of Folic Acid Deficiency on the Metabolism of Choline by Chick Bone Marrow. J. S. Dinning, R. Neatrou, and P. L. Day. *J. Biol. Chem.* 209, 717-21(1954).
- Q 112 The Effect of Folic Acid on A-Methopterin-induced Inhibition of Nucleic Acid Synthesis. H. E. Skipper, C. Nolan, M. A. Newton, and L. Simpson. *Cancer Research* 12, 369-70(1952).
- Q 113 The Effect of Heparin on the Formation of P-32-Labeled Phospholipid. W. J. Levinsky, R. Shuman, C. R. Robbins and J. Meszaros. *J. Lab. Clin. Med.* 41, 899-905(1953).
- Q 114 Effect of Hypophysectomy and of Administration of ACTH on Incorporation of P-32 into Nucleotides of PNA of Adrenals and Liver of the Rat. J. E. Logan and F. C. Heagy. *Federation Proc.* 13, No. 1, 254(1954).
- Q 115 Effect of Hypoxia on DNA Synthesis in the Bone Marrow and Spleen of the Rat. W. A. Rambach, J. A. D. Cooper, and H. L. Alt. *Science* 119, 380-1(1954).
- Q 116 The Effect of Inherited Factors, the Milk Agent, and Physiological State on Phosphorus Metabolism of Endocrine Glands of Mice. S. Albert and R. M. Johnson. *Cancer Research* 12, 548-8(1952).
- Q 117 Effect of Inhibitors on the Photosynthetic Fixation of Carbon Dioxide. R. W. Newburgh and R. H. Burris. *Arch. Biochem. and Biophys.* 49, 98-109(1954).
- Q 118 The Effect of Insulin on the Metabolism of Acetate by the Extrahepatic Tissues. D. R. Drury and A. N. Wick. *J. Biol. Chem.* 203, 411-7(1953).
- Q 119 Effect of Linoleic Acid on Turnover Curves of Liver Fatty Acids. J. S. Andrews, Jr., S. B. Tove, and H. L. Lucas. *Federation Proc.* 13, No. 1, 175(1954).
- Q 120 Effect of Liver on Metabolism of Thyroxine and Triiodothyronine. E. V. Flock and J. L. Bollman. *Federation Proc.* 13, No. 1, 209(1954).
- Q 121 Effect of Pooling of Liver Slices upon Protein Synthesis in Guinea Pigs. K. M. Stevens. *Proc. Soc. Exptl. Biol. Med.* 82, 157-60(1953).
- Q 122 Effect of Pyruvate on Octanoate Metabolism as Influenced by Potassium and Lithium. R. P. Geyer, E. J. Bowie, and J. C. Bates. *J. Biol. Chem.* 203, 625-8(1953).
- Q 123 The Effect of Temperature on the Direct Action of Ionizing Radiation on Catalase. R. Setlow and B. Doyle. *Arch. Biochem. Biophys.* 46, 46-52(1953).
- Q 124 The effect of Theiler's GD VII Virus on the Intracellular Distribution of Radiophosphorus in Mouse Brain *in Vitro*. K. Moldave. *J. Biol. Chem.* 210, 343-5(1954).
- Q 125 The Effect of Thermal Burns on the Thyroid Activity of the Rat. A. W. Wase and E. Rapplinger. *Endocrinology* 53, 451-4(1953).
- Q 126 The Effect of Threonine Deficiency on the Synthesis of some Phosphorus Fractions in the Rat. S. A. Singal, S. J. Hazan, V. P. Sydenstricker, and J. M. Littlejohn. *J. Biol. Chem.* 200, 875-82(1953).
- Q 127 Effect of Triton WR-1339 on Cholesterol Synthesis in the Rat. I. D. Frantz, Jr. and B. T. Hinkelman. *Federation Proc.* 13, No. 1, 211-2(1954).
- Q 128 Effects of A-Methopterin (4-Amino-N-10-methylpteroylglutamic Acid) on the Synthesis of the Adenine Moiety of Adenosin Triphosphate. H. E. Skipper, C. Morgan, and L. L. Bennett, Jr. *Cancer Research* 12, 413-4(1952).
- Q 129 The Effects of A-Methopterin on the *in Vitro* Incorporation of P-32O₄ into Normal and Leukemic Mouse Tissues. A. D. Williams, R. J. Winzler, and L. W. Law. *Cancer Research* 14, 135-8(1954).
- Q 130 The Effects of Certain Amino Acids and Metabolic Antagonists on Propagation of Theiler's GD VII Virus and P-32 Uptake by Mincel One-Day-Old Mouse Brain. M. E. Rafelson, Jr., H. E. Pearson, and R. J. Winzler. *Arch. Biochem.* 29, 69-74(1950).
- Q 131 Effects of Choline Administration on the *in Vitro* Oxidation of Fatty Acids by Extrahepatic Tissues. C. Artom. *Federation Proc.* 13, No. 1, 176(1954).
- Q 132 Effects of Estradiol on the Metabolism of Human Endometrium *in Vitro*. D. D. Hagerman and C. A. Villee. *J. Biol. Chem.* 203, 425-31(1953).
- Q 133 Effects of Estradiol on the Metabolism of Human Placenta *in Vitro*. C. A. Villee and D. D. Hagerman. *J. Biol. Chem.* 205, 873-82(1953).
- Q 134 Effects of Growth and Adrenocorticotrophic Hormones on the Metabolism of Albumin in Hypophysectomized Rats. F. Ulrich, H. Tarver, and C. H. Li. *J. Biol. Chem.* 209, 117-25(1954).
- Q 135 Effects of Steroid Hormones Upon Incorporation of Glycine-1-C-14 into Tissue Proteins. E. H.

- Frieden and M. R. Laby. *Federation Proc.* 13, No. 1, 213-4(1954).
- Q 136 Effects of Testosterone and Other Steroids on Incorporation of Glycine-1-C-14 into Protein by Rat and Human Liver Slices. J. D. Hauschildt and C. M. Grossman. *Endocrinology* 53, 306-10(1953).
- Q 137 Effects of Thyroxine, Thyroidectomy and Lowered Environmental Temperature on Incorporation of Deuterium into Cholesterol. W. Marx, S. T. Gustin and C. Levi. *Proc. Soc. Exptl. Biol. Med.* 83, 143-6(1953).
- Q 138 Effects of Tumor Growth and X-Irradiation on the Incorporation of Adenine-8-C-14. J. L. Way, H. G. Mandel, and P. K. Smith. *Federation Proc.* 13, No. 1, 317(1954).
- Q 139 Electrolyte Metabolism of Rabbit-Kidney Slices: Studies with Radioactive Potassium and Sodium. G. H. Mudge. *Am. J. Physiol.* 173, 511-22(1953).
- Q 140 Electrophoresis of the Serum Thyroxine-Binding Protein at pH 4.5. J. Robbins, M. L. Petermann, and J. E. Rall. *Federation Proc.* 13, No. 1, 280-1(1954).
- Q 141 Enzymatic Acyl Exchange between Acetyl CoA and β -Ketoacids Leading to Asymmetric Labeling of Acetoacetate. H. Beinert and P. G. Stansly. *Federation Proc.* 12, 176(1953).
- Q 142 Enzymatic Breakdown of Uric Acid. E. S. Canellakis and P. P. Cohen. *Federation Proc.* 13, No. 1, 189(1954).
- Q 143 Enzymatic Carboxylation of Phosphoenolpyruvate to Oxalacetate. R. S. Bandurski, C. M. Greiner, and J. Bonner. *Federation Proc.* 12, 173-4(1953).
- Q 144 Enzymatic Carboxylation of Ribulose Diphosphate. J. R. Quayle, R. C. Fuller, A. A. Benson, and M. Calvin. *J. Am. Chem. Soc.* 76, 3610-1(1954).
- Q 145 Enzymatic Cleavage of Diphosphopyridine Nucleotide with Radioactive Pyrophosphate. A. Kornberg and W. E. Pricer, Jr. *J. Biol. Chem.* 191, 535-41(1951).
- Q 146 The Enzymatic Conversion of Homogentistic Acid to 4-Fumarylacetoacetic Acid. R. G. Ravdin and D. I. Crandall. *J. Biol. Chem.* 189, 137-49(1951).
- Q 147 Enzymatic Degradation of Lysine. T. C. Stadtman. *Federation Proc.* 13, No. 1, 303(1954).
- Q 148 Enzymatic Degradation of the Cholesterol Side Chain in Cell-Free Preparations. C. B. Anfinsen and M. G. Horning. *J. Am. Chem. Soc.* 75, 1511-2(1953).
- Q 149 The Enzymatic Formation of Oxalacetate from Pyruvate and Carbon Dioxide. I. J. P. Kaltenbach and G. Kalnitsky. *J. Biol. Chem.* 192, 629-39(1951).
- Q 150 The Enzymatic Formation of Oxalacetate from Pyruvate and Carbon Dioxide. II. J. P. Kaltenbach and G. Kalnitsky. *J. Biol. Chem.* 192, 641-9(1951).
- Q 151 Enzymatic Oxidation of α -Ketoglutarate and Coupled Phosphorylation. S. Kaufman, C. Gilvarg, O. Cori, and S. Ochoa. *J. Biol. Chem.* 203, 869-88(1953).
- Q 152 Enzymatic Oxidation of Uric Acid. A. L. Tuttle and P. P. Cohen. *Federation Proc.* 12, 281-2(1953).
- Q 153 Enzymatic Reactions in Purine Decomposition by Preparations of *Clostridium acidii-urici*. N. S. Radin and H. A. Barker. *Proc. Natl. Acad. Sci., U. S.* 39, 1196-204(1953).
- Q 154 Enzymatic Synthesis of α -Acetolactate from Pyruvate. Y. Kobayashi and G. Kalnitsky. *Federation Proc.* 13, No. 1, 243(1954).
- Q 155 The Enzymatic Synthesis of Nucleosides. I. Thymidine Phosphorylase in Mammalian Tissue. M. Friedkin and D. Roberts. *J. Biol. Chem.* 207, 245-6(1954).
- Q 156 The Enzymatic Synthesis of Nucleosides. II. Thymidine and Related Pyrimidine Nucleosides. M. Friedkin and D. Roberts. *J. Biol. Chem.* 207, 257-66(1954).
- Q 157 The Enzymatic Transfer of Hydrogen. I. The Reaction Catalyzed by Alcohol Dehydrogenase. H. F. Fisher, E. E. Conn, B. Vennessland and F. H. Westheimer. *J. Biol. Chem.* 202, 687-97(1953).
- Q 158 The Enzymatic Transfer of Hydrogen. II. The Reaction Catalyzed by Lactic Dehydrogenase. F. A. Loewus, P. Ofner, H. F. Fisher, F. H. Westheimer, and B. Vennessland. *J. Biol. Chem.* 202, 699-704(1953).
- Q 159 Enzyme Specificity and Enzyme Mechanism. D. E. Koshland, Jr., and S. S. Stein. *Federation Proc.* 12, 233-4(1953).
- Q 160 Erythrocyte Preservation. I. The Relation of the Storage Lesion to *in Vivo* Erythrocyte Senescence. B. W. Gabrio and C. A. Finch. *J. Clin. Invest.* 33, 242-6(1954).
- Q 161 Esterification of Inorganic Phosphate Coupled to Electron Transport Between Dihydrodiphosphopyridine Nucleotide and Oxygen. I. M. Friedkin and A. L. Lehninger. *J. Biol. Chem.* 173, 611-23(1949).
- Q 162 Estimation of Glucose Catabolism Pathways. K. F. Lewis, H. J. Blumenthal, C. E. Wenner and S. Weinhouse. *Federation Proc.* 13, No. 1, 252(1954).
- Q 163 Evidence for the Biochemical Stability of Desoxyribonucleic Acid (DNA). A. D. Barton. *Federation Proc.* 13, No. 1, 422(1954).
- Q 164 Evidence from Fermentation of Labeled Substrates Which Is Inconsistent with Present Concepts of the Propionic Acid Fermentation. F. W. Leaver and H. G. Wood. *J. Cellular Comp. Physiol.* 41, Sup. 1, 225-40(1953).
- Q 165 Evidence of Intermediate Compounds in Serum Albumin Synthesis. T. Peters, Jr. *J. Biol. Chem.* 200, 461-70(1953).
- Q 166 Evidence on the Metabolism of α -Acetyllysine. I. Clark and D. Rittenberg. *J. Biol. Chem.* 189, 529-31(1951).

- Q 167 Evidence that Molybdenum Is a Nondialyzable Component of Xanthine Oxidase. J. R. Totter, W. T. Burnett, Jr., R. A. Monroe, I. B. Whitney, and C. L. Comar. *Science* 118, 555(1953).
- Q 168 Exchange of Labeled Phosphate with Calcium Phosphate Precipitates Formed from Serum Salt Solutions. A. C. Kuyper. *Federation Proc.* 12, 234(1953).
- Q 169 Factors Affecting Exchange of Formate with Pyruvate-Carboxyl by Phosphoroclastic Reaction. G. D. Novelli, H. Gest, and L. O. Krampitz. *Federation Proc.* 13, No. 1, 270(1954).
- Q 170 Fat Absorption after Oral Administration of a Dioleoyl-Deuteriostearin and Glycerol-C-14. M. G. Morehouse and W. Skipski. *Federation Proc.* 12, 248-9(1953).
- Q 171 Fate of the Methyl Group of the Carcinogen 2-Methyl-C-14-Aminofluorene. E. K. Weisburger, J. H. Weisburger and H. P. Morris. *Federation Proc.* 13, No. 1, 318-9(1954).
- Q 172 Fatty Acid Oxidation by a Soluble Enzyme System from Mitochondria. G. R. Drysdale and H. A. Lardy. *J. Biol. Chem.* 202, 119-36(1953).
- Q 173 Fermentation of 3,4-C-14- and 1-C-14-Labeled Glucose By *Clostridium thermoaceticum*. H. G. Wood. *J. Biol. Chem.* 199, 579-83(1952).
- Q 174 Fermentation of 1-C-14-D-Xylose by *Lactobacillus pentosus*. H. Gest and J. O. Lampen. *J. Biol. Chem.* 194, 555-62(1952).
- Q 175 Fermentation of D-Xylose-1-C-14 by *Fusarium lini* (B.). M. Gibbs, V. W. Cochrane, L. M. Paegle, and H. Wolin. *Arch. Biochem. and Biophys.* 50, 237-42(1954).
- Q 176 Fermentation of Ribose-C-14 by *Lactobacillus pentosus*. I. A. Bernstein. *J. Biol. Chem.* 205, 309-16(1953).
- Q 177 CO₂ Fixation into Oxalacetate. T. T. Tehen and B. Vennesland. *Federation Proc.* 13, No. 1, 310(1954).
- Q 178 The Fixation of Carbon Dioxide in 6-Phosphogluconic Acid. B. L. Horecker and P. Z. Smyrniotis. *J. Biol. Chem.* 196, 135-42(1952).
- Q 179 Formaldehyde-Pyruvate Condensing Enzyme. M. C. Mitchell and C. Artom. *Federation Proc.* 11, 261(1952).
- Q 180 Formate Fixation in Pyruvate by *Escherichia coli*. H. J. Strecker. *J. Biol. Chem.* 189, 815-30(1951).
- Q 181 Formate as a Precursor of Carboxylic Acids in Fungi. W. E. Jefferson, J. W. Foster, E. F. Phares and S. F. Carson. *J. Am. Chem. Soc.* 74, 1477(1952).
- Q 182 The Formation of Amino Acids from Carbohydrate Carbon in the Mouse. R. Steele. *J. Biol. Chem.* 198, 237-44(1952).
- Q 183 Formation of Lactose in Homogenates of Mammary Gland. F. J. Reithel, M. G. Horovitz, H. M. Davidson and G. W. Kittinger. *J. Biol. Chem.* 194, 839-48(1952).
- Q 184 The Formation of New Glyceride-Ester Bonds During Digestion of Glycerides in the Lumen of the Small Intestine of the Rat. B. Borgstrom. *Arch. Biochem. and Biophys.* 49, 268-75(1954).
- Q 185 Formation of a Protein-Bound Metabolite of Estradiol-16-C-14 by Rat Liver Homogenates. I. L. Riegel and G. C. Mueller. *J. Biol. Chem.* 210, 249-57(1954).
- Q 186 Formation of a Protein-Bound Metabolite of Estradiol-16-C-14 in a Rat Liver Homogenate System. G. C. Mueller and I. L. Riegel. *Federation Proc.* 13, No. 1, 267-8(1954).
- Q 187 The Formation of Sedoheptulose Phosphate from Pentose Phosphate. B. L. Horecker, P. Z. Smyrniotis and H. Klenow. *J. Biol. Chem.* 205, 661-82(1953).
- Q 188 The Fortification of Bread with Lysine. 2. The Nutritional Value of Fortified Bread. H. R. Rosenberg, and E. L. Rohdenburg. *Arch. Biochem. and Biophys.* 37, 461-8(1952).
- Q 189 Fractionation and Identification of Some Metabolites of 2-Acetylaminofluorene-9-C-14. J. H. Weisburger, E. K. Weisburger, H. A. Sober, and H. P. Morris. *Federation Proc.* 12, 287(1953).
- Q 190 Further Requirements for Enzymatic Degradation of Cholesterol. D. S. Fredrickson, M. G. Horning, and C. B. Anfinsen. *Federation Proc.* 13, No. 1, 212(1954).
- Q 191 Further Studies on the Phosphorylating Enzyme. S. Kaufman and S. G. A. Alivisatos. *Federation Proc.* 13, No. 1, 239(1954).
- Q 192 Generality of Stepwise Protein Synthesis. C. B. Anfinsen and M. Flavin. *Federation Proc.* 12, 170(1953).
- Q 193 Glucose, Gluconate, and 2-Ketogluconate Oxidation by *Acetobacter melanogenum*. H. Katznelson, S. W. Tanenbaum and E. L. Tatum. *J. Biol. Chem.* 204, 43-59(1953).
- Q 194 Glutathione, A Prosthetic Group of Glyceraldehyde-3-Phosphate Dehydrogenase. I. Krinsky and E. Racker. *J. Biol. Chem.* 198, 721-9(1952).
- Q 195 Glycolysis and Phosphate Fractions of Red Blood Cells. C. B. Mueller and A. B. Hastings. *J. Biol. Chem.* 189, 881-8(1951).
- Q 196 Glycine Ribotide Precursors of Inosinic Acid. D. A. Goldthwait and R. A. Peabody. *Federation Proc.* 13, No. 1, 218(1954).
- Q 197 Heated Milk. V. Reacton of Lactose with Milk Protein as shown by Lactose-1-14-C. S. Patton and R. J. Flipse. *J. Dairy Sci.* 36, 766-71(1953).
- Q 198 Hepatic Lipoproteins. R. E. Olson and J. R. Jablonski. *Federation Proc.* 13, No. 1, 270-1(1954).
- Q 199 On the Heterogeneity of the Desoxyribonucleic Acids. A. Bendich, P. J. Russell, Jr., G. B. Brown. *J. Biol. Chem.* 203, 305-18(1953).
- Q 200 The Hydroxylation of Phenylalanine and Antipyrine in Phenylpyruvic Oligophrenia. S. Udenfriend and S. P. Bessman. *J. Biol. Chem.* 203, 961-6(1953).

- Q 201 Importance of Glycolytic and "Oxidative" Pathways in Glucose Utilization by Liver. J. Katz, S. Abraham, R. Hill, and I. L. Chaikoff. *J. Am. Chem. Soc.* 76, 2277-8(1954).
- Q 202 Incorporation of DL-Alanine-1-C-14 into Liver and Carcass Glutamate in Intact Rats. R. E. Koeppe and R. J. Hill. *Federation Proc.* 13, No. 1, 243-4(1954).
- Q 203 Incorporation of C-14 from Acetate into Cholesterol by Liver Cell Fractions. N. L. R. Bucher, J. W. Grover and R. Kingston. *Federation Proc.* 13, No. 1, 19-20(1954).
- Q 204 Incorporation of Components of Purine Nucleotides into Rat Pentose Nucleic Acids. P. M. Roll and H. Weinfeld. *Federation Proc.* 13, No. 1, 282(1954).
- Q 205 Incorporation of Glycine-2-C-14 into Acid-Soluble Nucleotide Purines. M. Edmonds and G. A. LePage. *Federation Proc.* 13, No. 1, 202(1954).
- Q 206 Incorporation of P-32 into the Lipids, PNA and other Protein-Bound Phosphorus Fractions of Normal and Degenerating Nerve. W. L. Magee and R. J. Rossiter. *Federation Proc.* 13, No. 1, 257-8(1954).
- Q 207 *In Vitro* Incorporation of C-14 Glycine and S-35 Sulfate into Protein by Human Colon Mucosa. C. M. Grossman, J. D. Hauschildt, and J. D. Case. *Proc. Soc. Exptl. Biol. Med.* 82, 785-8(1953).
- Q 208 Incorporation of P-32 into Mononucleotide and Polynucleotide Components of Pentose nucleic Acid. T. D. Price, P. B. Hudson, L. Eisler, and I. Futter. *Federation Proc.* 13, No. 1, 276-7(1954).
- Q 209 Incorporation of Radioactive Formate into Inosinic Acid by Fractions of Pigeon Liver Extract. J. G. Flaks, J. A. Gladner, and J. M. Buchanan. *Federation Proc.* 13, No. 1, 208(1954).
- Q 210 *In Vitro* Incorporation of Radioactive S-35 Methionine by Beef Pituitary Slices. L. Kraintz and R. V. Talmage. *Anat. Record* 117, 537(1953).
- Q 211 Influence of Hematocrit and Plasma on the Mechanism of Phosphate Uptake by Rabbit Erythrocytes. H. Jonas. *Biochim. et Biophys. Acta* 13, 525-32(1954).
- Q 212 Influence of Intrinsic Factor Upon Utilization of Orally Administered Vitamin B-12. C. Rosenblum, D. T. Woodbury, E. W. Gilfillan, and G. A. Emerson. *Federation Proc.* 13, No. 1, 475(1954).
- Q 213 Inorganic Tripolyphosphate and Trimetaphosphate in Yeast Extracts. S. R. Kornberg and A. Kornberg. *Federation Proc.* 13, No. 1, 244-5(1954).
- Q 214 The Interaction of Hydrogenase with Oxygen. H. F. Fisher, A. I. Krasna, and D. Rittenberg. *J. Biol. Chem.* 209, 569-78(1954).
- Q 215 The Isolation of Radioactive Phosphoserine from "Phosphoprotein" of the Ehrlich Ascites Tumor. E. P. Kennedy and S. W. Smith. *J. Biol. Chem.* 207, 153-63(1954).
- Q 216 The Incorporation of Adenine into Ribonucleic Acid *in Vitro*. E. Goldwasser. *J. Biol. Chem.* 202, 751-5(1953).
- Q 217 Incorporation of 8-Azaguanine-2-C-14 into 8-Azaguanine-Susceptible and 8-Azaguanine-Dependent Leukemic Tumors. L. L. Bennett, Jr., H. E. Skipper and L. W. Law. *Federation Proc.* 12, 300-1(1953).
- Q 218 The Incorporation of 8-Azaguanine into Nucleic Acids of Tumor-Bearing Mice. H. G. Mandel, P. E. Carlo, and P. K. Smith. *J. Biol. Chem.* 206, 181-9(1954).
- Q 219 The Incorporation of 4-C-14-Cytidine in Rat Liver Slices. L. Grossman and D. W. Visser. *J. Biol. Chem.* 209, 447-52(1954).
- Q 220 The Incorporation of Carbon Dioxide into Both Carboxyl Groups of Glutamic Acid. R. W. Hendler and C. B. Anfinsen. *J. Biol. Chem.* 209, 55-62(1954).
- Q 221 Incorporation of C-14-Formate into Citrovorum Factor. S. F. Zakrzewski and C. A. Nichol. *Federation Proc.* 13, No. 1, 484(1954).
- Q 222 Incorporation of C-14 in the Urinary Steroids *in Vivo*. F. Ungar and R. I. Dorfman. *J. Biol. Chem.* 205, 125-32(1953).
- Q 223 The Incorporation of C-14-Orotic Acid into Nucleic Acid Pyrimidines *in Vitro*. L. L. Weed and D. W. Wilson. *J. Biol. Chem.* 189, 435-42(1951).
- Q 224 The Incorporation of the Carboxyl Carbon from Acetate into Cholesterol by Rat Liver Homogenates. I. D. Frantz, Jr., and N. L. R. Bucher. *J. Biol. Chem.* 206, 471-81(1954).
- Q 225 Incorporation of Carboxyl Carbon of Octanoic Acid into Brain Lipides. W. M. Sperry, R. M. Taylor, and H. L. Meltzer. *Federation Proc.* 12, 271-2(1953).
- Q 226 Incorporation of Formate-C-14 into Purines and Pyrimidines of RNA and DNA in Normal and X-Irradiated Chick Embryos. P. S. Lavik. *Federation Proc.* 12, 236(1953).
- Q 227 Incorporation of Glycine-1-C-14 and Adenine-8-C-13 in the Purines of a Purine-Requiring Yeast. R. Abrams. *Arch. Biochem. and Biophys.* 37, 270-5(1952).
- Q 228 Incorporation of Glycine-2-C-14 and Orotic-6-C-14 Acid by Surviving Uterine Segments. G. C. Mueller and A. Herranen. *Federation Proc.* 12, 249(1953).
- Q 229 Incorporation of Glycine-2-C-14 into Proteins and Nucleic Acids of the Rat. G. A. LePage and C. Heidelberger. *J. Biol. Chem.* 188, 593-602(1951).
- Q 230 The Incorporation of P-32 into Liver Fractions. A. H. Ennor and H. Rosenberg. *Chemistry & Industry*, 953-4(1952).

- Q 231 Incorporation of Labeled Dimethylethanolamine in Phospholipides of Isolated Liver Tissue. M. Crowder and C. Arton. *Federation Proc.* 11, 199-200(1952).
- Q 232 Incorporation of Labeled Methionine *in Vitro* by Tissues of C3H Mice. J. B. Melchior and A. H. Goldkamp. *Cancer Research* 13, 798-801(1953).
- Q 233 The Incorporation of Labeled Methionine Into Protein by Pituitary Tissue. J. B. Melchior and M. N. Halikis. *J. Biol. Chem.* 199, 773-81(1952).
- Q 234 Incorporation of Palmitate into Tissue Lipids *in Vitro*. L. Jedeikin and S. Weinhouse. *Federation Proc.* 12, 225(1953).
- Q 235 Incorporation of Radioactive Lysine into Protein. R. Schweet and H. Borsook. *Federation Proc.* 12, 266(1953).
- Q 236 Incorporation of Radioactive Phosphate into Tumor Particles. E. P. Kennedy and H. G. Williams-Ashman. *Cancer Research* 12, 274(1952).
- Q 237 Incorporation of Radioactivity from DL-Leucine-1-C-14 into Proteins of Rat Liver Homogenates. P. C. Zamecnik. *Federation Proc.* 12, 295(1953).
- Q 238 The Influence of Insulin on Glucose Utilization in Adipose and Hepatic Tissues *in Vitro*. F. X. Hausberger, S. W. Milstein and R. J. Rutman. *J. Biol. Chem.* 208, 431-8(1954).
- Q 239 The Influence of N-Methylformamide on C-14-Formate Incorporation. I. In Nucleic Acids of Rat Liver. R. K. Barclay, E. Garfinkel and C. C. Stock. *J. Biol. Chem.* 208, 875-82(1954).
- Q 240 The Influence of the Liver Upon Estrogenprotein Binding *in Vitro*. C. M. Szego. *Endocrinology* 52, 669-78(1953).
- Q 241 Influence of Orthophosphate on the Oxidation of Hexanoate and its Derivatives *in Vitro*. R. F. Witter, E. H. Newcomb and E. Stotz. *J. Biol. Chem.* 195, 663-8(1952).
- Q 242 The Influence of Sodium, Potassium, and Lithium on Fatty Acid Metabolism. R. P. Geyer, M. F. Meadows, L. D. Marshall and M. S. Gongaware. *J. Biol. Chem.* 205, 81-5(1953).
- Q 243 The Inhibition of Purified, Human Plasma Cholinesterase with Diisopropyl Fluorophosphate. E. F. Jansen, R. Jang and A. K. Balis. *J. Biol. Chem.* 196, 247-53(1952).
- Q 244 Inhibition of Spleen Diphosphopyridine Nucleotidase by Nicotinamide, An Exchange Reaction. L. J. Zatman, N. O. Kaplan, and S. P. Colowick. *J. Biol. Chem.* 200, 197-212(1953).
- Q 245 Insulin and the Fate of Pyruvate in the Diabetic Liver. M. J. Osborn, I. L. Chaikoff, and J. M. Felts. *J. Biol. Chem.* 193, 549-55(1951).
- Q 246 Insulin Fibril Formation: Application to the Isolation of S-35 Labeled Insulin. C. W. Pettinga and C. N. Rice. *Federation Proc.* 11, 269(1952).
- Q 247 Insulin-Reversible Inhibition of Glucose Utilization by Serum Lipoprotein Fractions. J. Bornstein. *J. Biol. Chem.* 205, 513-9(1953).
- Q 248 Interconversion of Propionate and Succinate by *Propionibacterium pentosaceum*. S. Barban and S. J. Aji. *J. Biol. Chem.* 192, 63-72(1951).
- Q 249 Intermediates in Purine Decomposition by *Clostridium cylindrosporium*. J. C. Rabinowitz and H. A. Barker. *Federation Proc.* 12, 255-6(1953).
- Q 250 Interrelationships of Oxalacetic and 2-Malic Acids in Carbon Dioxide Fixation. M. F. Utter. *J. Biol. Chem.* 188, 847-63(1951).
- Q 251 The Intestinal Absorption of Triglycerides. R. Reiser, M. J. Bryson, M. J. Carr and K. A. Kuiken. *J. Biol. Chem.* 194, 131-8(1952).
- Q 252 The Intracellular Heterogeneity of Pentose Nucleic Acid as Evidenced by the Incorporation of Radiophosphorus. C. P. Barnum. *Arch. Biochem.* 29, 7-26(1950).
- Q 253 The Intracellular Localization of Labeled Thyroxine and Labeled Insulin in Mammalian Liver. N. D. Lee and R. H. Williams. *Endocrinology* 54, 5-19(1954).
- Q 254 Intrinsic Factor Studies. I. Paper Electrophoresis of a Mixture of Gastric Juice and Radioactive Vitamin B-12. R. F. Schilling and W. P. Deiss. *Proc. Soc. Exptl. Biol. Med.* 83, 506(1953).
- Q 255 Isobutyric, Propionic, and Lactic Acids as Intermediates in the Metabolism of Valine. D. Kinrory and D. M. Greenberg. *Federation Proc.* 12, 230-1(1953).
- Q 256 Isolation of Radioactive Cholesterol from Plasma. R. S. Rosenfeld, L. Hellman, W. J. Consideine, and T. F. Gallagher. *J. Biol. Chem.* 208, 73-84(1954).
- Q 257 Isotopic Selection in Neogenesis of Labile Methyl Groups from Monodeuterio-, Mono-Tritio-, C-14-Labeled Methanol. J. R. Rachele, E. J. Kuchinkas, J. E. Knoll, and M. L. Eidinoff. *Federation Proc.* 13, No. 1, 278(1954).
- Q 258 α -Ketoglutaric Dehydrogenase. IV. Coupled Phosphorylation. H. Hift, L. Ouellet, J. W. Littlefield, and D. R. Sanadi. *J. Biol. Chem.* 204, 565-75(1953).
- Q 259 Kinetic Studies of Amino Acid Transport into Cells. E. Heinz. *Federation Proc.* 13, No. 1, 227-8(1954).
- Q 260 Lactic Acid Fermentation of Xylose by *Escherichia coli*. I. Fermentation Studies. L. A. Nutting and S. F. Carson. *J. Bacteriol.* 63, 575-80(1952).
- Q 261 Limits of Absorption of Orally Administered Vitamin B-12: Effect of Intrinsic Factor Sources. M. E. Swendseid, M. Gasster, and J. A. Halsted. *Proc. Soc. Exptl. Biol. Med.* 86, 834-6(1954).
- Q 262 Lipogenesis of the Intact Alloxan-Diabetic Rat. J. T. Van Bruggen, P. Yamada, T. T. Hutchens, and E. S. West. *J. Biol. Chem.* 209, 635-40(1954).
- Q 263 Liver Desoxyribonucleic Acid (DNA) of Alloxan Diabetic Rats. H. F. Diermeier and H. S. Di Stefano. *Federation Proc.* 13, No. 1, 348-9(1954).

- Q 264 The Liver Nucleic Acid Uptake of C-14 Adenine During Azo Dye Carcinogenesis. A. C. Griffin, W. E. Davis, and M. O. Tift. *Cancer Research* 12, 267(1952).
- Q 265 Loss of the α -Amino Group in Lysine Metabolism to form Pipecolic Acid. M. Rothstein and L. L. Miller. *J. Am. Chem. Soc.* 76, 1459(1954).
- Q 266 On Malic Acid and Carboxylations *in Vivo* in the Liver of the Chick Embryo. L. M. Marshall, K. O. Donaldson, L. H. Newman, and M. M. Khan. *J. Biol. Chem.* 209, 697-704(1954).
- Q 267 Mechanism of Action of Alkaline Phosphatase. S. S. Stein and D. E. Koshland, Jr. *Arch. Biochem. and Biophys.* 39, 229-30(1952).
- Q 268 The Mechanism of Action of Glyceraldehyde-3-Phosphate Dehydrogenase. P. Oesper. *J. Biol. Chem.* 207, 421-9(1954).
- Q 269 Mechanism of Action of Oxalacetic Carboxylase. M. F. Utter and K. Kurahashi. *J. Biol. Chem.* 207, 821-41(1954).
- Q 270 Mechanism of Action of Oxalacetic Carboxylase from Liver. M. F. Utter and K. Kurahashi. *Federation Proc.* 12, 282-3(1953).
- Q 271 The Mechanism of Action of the Enzyme Hydrogenase. A. I. Krasna and D. Rittenberg. *J. Am. Chem. Soc.* 76, 3015-20(1954).
- Q 272 The Mechanism of Adenine Thiomethylriboside Formation. F. Schlenk and R. L. Smith. *J. Biol. Chem.* 204, 27-34(1953).
- Q 273 Mechanism of Enzymatic Hydrolysis of Adenosinetriphosphate. L. A. Heppel and R. J. Hillmo. *J. Biol. Chem.* 202, 217-26(1953).
- Q 274 Mechanism of Enzymatic Synthesis of Erythrose-1-Phosphate. F. Charalampous. *Federation Proc.* 13, No. 1, 191(1954).
- Q 275 Mechanism of Enzymatic Synthesis of γ -Glutamylcysteine. G. C. Webster and J. E. Varner. *Federation Proc.* 13, No. 1, 317(1954).
- Q 276 Mechanism of Enzymatic Synthesis of Pantothenic Acid from β -Alanine and Pantoic Acid. W. K. Maas. *Federation Proc.* 13, No. 1, 256-7(1954).
- Q 277 On the Mechanisms of the Enzymatic Synthesis of Succinyl CoA. S. Kaufman and S. G. A. Alivisatos. *J. Am. Chem. Soc.* 76, 2279-80(1954).
- Q 278 On the Mechanism of Enzymic Transfer of Phosphate and Other Groups. P. D. Boyer and W. H. Harrison. Mechanisms of Enzyme Action, ed. William D. McElroy & Bentley Glass. *Johns Hopkins Press, Baltimore*, 658-70(1954).
- Q 279 Mechanism of Esterase Action. P. Handler and B. B. Stewart. *Federation Proc.* 13, No. 1, 224(1954).
- Q 280 The Mechanism of Formation of Citrate and Oxalate by *Aspergillus niger*. R. A. Bomstein and M. J. Johnson. *J. Biol. Chem.* 198, 143-53(1952).
- Q 281 Mechanism of Hydrolysis of Adenosinetriphosphate Catalyzed by Lobster Muscle. D. E. Koshland, Jr. and E. Clarke. *J. Biol. Chem.* 205, 917-24(1953).
- Q 282 Mechanism of Increased Hepatic Cholesterogenesis in Diabetes: Its Relation to Carbohydrate Utilization. S. Hotta, R. Hill, and I. L. Chaikoff. *J. Biol. Chem.* 206, 835-44(1954).
- Q 283 The Mechanism of Kynureninase Action. I. L. Miller and E. A. Adelberg. *J. Biol. Chem.* 205, 691-8(1953).
- Q 284 The Mechanism of Pentose Phosphate Conversion to Hexose Monophosphate. I. With A Liver Enzyme Preparation. B. L. Horecker, M. Gibbs, H. Klenow, and P. Z. Smyrniotis. *J. Biol. Chem.* 207, 393-403(1954).
- Q 285 Mechanism of Pentose Phosphate Conversion to Hexose Monophosphate with a Pea Leaf and Pea Root Preparation. M. Gibbs and B. L. Horecker. *Federation Proc.* 13, No. 1, 216-7(1954).
- Q 286 The Mechanism of Porphyrin Formation. The Role of the Tricarboxylic Acid Cycle. D. Shemin and J. Wittenberg. *J. Biol. Chem.* 192, 315-34(1951).
- Q 287 The Mechanism of Ribose Formation in *Escherichia coli*. M. C. Lanning and S. S. Cohen. *J. Biol. Chem.* 207, 193-9(1954).
- Q 288 Mechanism Studies of Glycogen and Glyceride Glycerol Biosynthesis. A. P. Doerschuk. *J. Biol. Chem.* 196, 423-6(1952).
- Q 289 On the Mechanism of Taurine Formation from Cysteine in the Rat. J. Awapara and W. J. Wingo. *J. Biol. Chem.* 203, 189-94(1953).
- Q 290 Mechanism of Tryptophan Synthesis in *Neurospora*. E. L. Tatum and D. Shemin. *J. Biol. Chem.* 209, 671-5(1954).
- Q 291 Mechanisms of the Formation of Acetoin by Yeast and Mammalian Tissue. E. Juni. *J. Biol. Chem.* 195, 727-34(1952).
- Q 292 Mechanisms in Enzymatic Transamination. Rate of Exchange of the Hydrogen of Aspartate. M. A. Hilton, F. W. Barnes, Jr., S. S. Henry and T. Enns. *J. Biol. Chem.* 206, 743-54(1954).
- Q 293 Mechanisms in Enzymatic Transamination Reaction Between Carbon Chains of Same Length. A. Nisonoff, F. W. Barnes, Jr., T. Enns and S. Von Schuching. *Bull. Johns Hopkins Hosp.* 94, 117-27(1954).
- Q 294 The Metabolic Activity of the α -Hydrogen Atom of Lysine. I. Clark and D. Rittenberg. *J. Biol. Chem.* 189, 521-8(1951).
- Q 295 The Metabolic Fate of Imidazoleacetic(C¹⁴OOH) Acid in the Rat. L. P. Bouthillier and G. Leveille. *J. Am. Chem. Soc.* 75, 4075-77(1953).
- Q 296 Metabolic Functions of Biotin. IV. The Role of Carbamyl-L-Glutamic Acid in the Synthesis of Citrulline by Normal and Biotin-Deficient Rats. G. Feldott and H. A. Lardy. *J. Biol. Chem.* 192, 447-52(1951).

- Q 297 The Metabolic Reactions of Carbon Atom 2 of L-Histidine. D. B. Sprinson and D. Rittenberg. *J. Biol. Chem.* 198, 655-61(1952).
- Q 298 Metabolic Studies of Carboxyl-Labeled C-14-Desoxycholic Acid. J. T. Matschiner, R. Richter, W. H. Elliott, and E. A. Doisy, Jr. *Federation Proc.* 13, No. 1, 261(1954).
- Q 299 Metabolic Studies of Radioestrene. A. J. Valcourt and S. A. Thayer. *Federation Proc.* 13, No. 1 313(1954).
- Q 300 Metabolism of 8-C-14-Adenine by a 6-Mercaptopurine-Resistant Strain of *Lactobacillus casei*. G. B. Elion and G. H. Hitchings. *Federation Proc.* 13, No. 1, 203(1954).
- Q 301 Metabolism of Adipose Tissue. I. Incorporation of Acetate Carbon into Lipides by Slices of Adipose Tissue. D. D. Feller. *J. Biol. Chem.* 206, 171-80(1954).
- Q 302 The Metabolism *in Vitro* of Cardiac Muscle in Pantothenic Acid Deficiency. R. E. Olson and F. J. Stare. *J. Biol. Chem.* 190, 149-64(1951).
- Q 303 Metabolism of Cardiac Muscle. VII. The Effect of Inhibitors on the Metabolism of Pyruvate and DL-Lactate. O. N. Miller and, R. E. Olson. *Arch. Biochem. and Biophys.* 50, 257-62(1954).
- Q 304 The Metabolism of C-14-Glycerol in the Intact Rat. L. I. Gidez and M. L. Karnovsky. *J. Biol. Chem.* 206, 229-42(1954).
- Q 305 Metabolism of Glycerol- α -C-14 by Normal and Diabetic Rat Liver Slices. J. Ashmore, A. E. Renold, F. B. Nesbett and A. B. Hastings. *Federation Proc.* 13, No. 1, 176(1954).
- Q 306 Metabolism of C-14-Labeled Glycerol and Pyruvate by Liver *in Vitro*. C. T. Teng, M. L. Karnovsky, B. R. Landau, A. B. Hastings, and F. B. Nesbett. *J. Biol. Chem.* 202, 705-16(1953).
- Q 307 Metabolism of Dehydroepiandrosterone and Δ^5 -Androstene-3 β , 17 β -Diol. F. Ungar, A. M. Miller, and R. I. Dorfman. *J. Biol. Chem.* 206, 597-605(1954).
- Q 308 Metabolism of Essential Fatty Acids Incorporation of Acetate into Arachidonic Acid. J. F. Mead, G. Steinberg and D. R. Howton. *J. Biol. Chem.* 205, 683-9(1953).
- Q 309 Metabolism of Glycine-1-C-14 and Glycine-2-C-14 in Rat Brain Homogenates. L. C. Leeper, V. J. Tulane, and F. Friedberg. *J. Biol. Chem.* 203, 513-7(1953).
- Q 310 Metabolism of I-131-Labeled Thyroxine by an Isolated Perfused Rabbit Liver. D. V. Becker, L. A. Woods, Jr., K. G. Dubois, and J. F. Prudden. *J. Clin. Endocrinol. and Metabolism* 14, 803(1954).
- Q 311 Metabolism of Methionine in the Intact Rat. M. V. Patwardhan. *Federation Proc.* 13, No. 1, 272(1954).
- Q 312 The Metabolism of Methylated Aminoazo Dyes. II. Oxidative Demethylation by Rat Liver Homogenates. G. C. Mueller and J. A. Miller. *J. Biol. Chem.* 202, 579-87(1953).
- Q 313 Metabolism of β -Methyl β -Hydroxy Glutaric Acid. L. C. Clark, I. Harary, O. Reiss, and K. Bloch. *Federation Proc.* 13, No. 1, 192-3(1954).
- Q 314 The Metabolism of Pentose Phosphate. B. L. Horecker. *J. Cellular Comp. Physiol.* 41, Sup. 1, 137-64(1953).
- Q 315 The Metabolism of 1,2-Propanediol. H. Rudney. *Arch. Biochem.* 29, 231-2(1950).
- Q 316 Metabolism of Sedoheptulose-C-14 in Plant Leaves. N. E. Tolbert and L. P. Zill. *Arch. Biochem. and Biophys.* 50, 392-8(1954).
- Q 317 Methionine Reversal of 2-Chloro-4-Amino-benzoic Acid Inhibition in *Escherichia coli*. C. H. Wang, T. E. King, V. H. Cheldelin, and B. E. Christensen. *J. Biol. Chem.* 188, 753-8(1951).
- Q 318 Modification of the Distribution and Excretion of Radioisotopes by Chelating Agents. H. Hart and D. Laszlo. *Science* 118, 24-5(1953).
- Q 319 New Cofactor Required for Palmitic Acid Oxidation by Plant Extracts. P. A. Castelfranco, P. K. Stumpf, R. Contopoulou, and T. E. Humphreys. *Federation Proc.* 13, No. 1, 189-90(1954).
- Q 320 The Normal Content of Fixed Carbon in Amino Acids. R. W. Swick, D. L. Buchanan, and A. Makao. *J. Biol. Chem.* 203, 55-61(1953).
- Q 321 Nucleic Acid Content of Reticulocytes and its Relation to Uptake of Radioactive Leucine *in Vitro*. B. W. Holloway and S. H. Ripley. *J. Biol. Chem.* 196, 695-701(1952).
- Q 322 Nucleic Acid Molecular Bioheterogeneity. K. Moldave and C. Heidelberger. *Federation Proc.* 12, 247-8(1953).
- Q 323 Nucleotide Metabolism. I. The Conversion of Orotic Acid-6-C-14 to Uridine Nucleotides. R. B. Hurlbert and V. R. Potter. *J. Biol. Chem.* 209, 1-21(1954).
- Q 324 Nucleotide Metabolism. III Mono-, Di-, and Triphosphates of Cytidine, Guanosine, and Uridine. H. Schmitz, R. B. Hurlbert, and V. R. Potter. *J. Biol. Chem.* 209, 41-54(1954).
- Q 325 Observations on Inhibition of Nucleic Acid Synthesis Resulting from Administration of Nitrogen Mustard, Urethan, Colchicine, 2,6-Diaminopurine, 8-Azaguanine, Potassium Arsenite and Cortisone. H. E. Skipper, J. H. Mitchell, Jr., L. L. Bennett, Jr., M. A. Newton, L. Simpson, and M. Eidson. *Cancer Research* 11, 145-9(1951).
- Q 326 Observations on the Mechanism of Phosphate Uptake by Rabbit Erythrocytes. Phosphate Adsorption in Relation to Cell Surface Structure; Equilibria of Phosphate Adsorption and Absorption. H. Jonas. *Biochem. et Biophys. Acta* 13, 241-50(1954).
- Q 327 Oral Versus Parenteral Administration of Co-60-Labeled Vitamin B-12 to Rats. C. Rosenblum, B. F. Chow, G. P. Condon, and R. S. Yamamoto. *J. Biol. Chem.* 198, 915-28(1952).
- Q 328 The Origin of the Isooctyl Side Chain of Cholesterol. J. Wuersch, R. L. Huang, and K. Bloch. *Biol. Chem.* 195, 439-46(1952).
- Q 329 The Origin of the Methyl Carbon of Nicotine Formed by *Nicotiana rustica* L. S. A. Brown and

- R. U. Byerrum. *J. Am. Chem. Soc.* 74, 1523-1952).
- Q 330 Origin of Plasma Cholesterol Using Carbon 14. R. G. Gould, D. J. Campbell, C. B. Taylor, F. B. Kelly, Jr., I. Warner, and C. B. Davis, Jr. *Federation Proc.* 10, 191(1951).
- Q 331 The Oxidation of Acetaldehyde to Acetyl Coenzyme A. R. M. Burton and E. R. Stadtman. *J. Biol. Chem.* 202, 873-90(1953).
- Q 332 Oxidation-Coupled Incorporation of Inorganic Radiophosphate into Phospholipid and Nucleic Acid in a Cell-Free System. M. Friedkin and A. L. Lehninger. *J. Biol. Chem.* 177, 775-88(1949).
- Q 333 Oxidation of Endogenous Fatty Acids of Rat Tissues *in Vitro*. M. E. Volk, R. H. Millington, and S. Weinhouse. *J. Biol. Chem.* 195, 493-501(1952).
- Q 334 Oxidation of Fatty Acids and Tricarboxylic Acid Cycle Intermediates by Isolated Rat Liver Mitochondria. E. P. Kennedy and A. L. Lehninger. *J. Biol. Chem.* 179, 957-72(1949).
- Q 335 The Oxidation of Molecular Tritium in Mammals. G. N. Smith, R. J. Emerson, L. A. Temple, and T. W. Galbraith. *Arch. Biochem. and Biophys.* 46, 22-30(1953).
- Q 336 Oxidation of Palmitic Acid by Plant Extracts. A. H. Bokman, E. H. Newcomb, P. A. Castelfranco, and P. K. Stumpf. *Federation Proc.* 12, 180(1953).
- Q 337 Oxidative Metabolism of Heart Mitochondria. G. W. E. Plaut and K. A. Plaut. *J. Biol. Chem.* 199, 141-51(1952).
- Q 338 Oxidative Phosphorylation Catalyzed by Cytoplasmic Particles Isolated from Malignant Tissues. H. G. Williams-Ashman and E. P. Kennedy. *Cancer Research* 12, 415-21(1952).
- Q 339 Oxygen Consumption and Chondroitin Sulfate Synthesis by Chick Embryonic Cartilage. E. S. Boyd. *Federation Proc.* 12, 385(1953).
- Q 340 Participation of Bound Glutathione in D-Glyceraldehyde-3-Phosphate Dehydrogenase Action. I. Krimsky and E. Racker. *Federation Proc.* 13, No. 1, 245(1954).
- Q 341 Pathways From Gluconic Acid to Glucose *in Vivo*. M. R. Stetten and Y. J. Topper. *J. Biol. Chem.* 203, 653-64(1953).
- Q 342 Pathways of Glucose Catabolism. B. Bloom and D. Stettan, Jr. *J. Am. Chem. Soc.* 75, 5446(1953).
- Q 343 Pentose Phosphate and CO₂ Fixation with Spinach Extracts. A. Weissbach, P. Z. Smyrniotis and B. L. Horecker. *J. Am. Chem. Soc.* 76, 3611-2(1954).
- Q 344 Peptide-Bond Synthesis in Higher Plants. I. The Synthesis of Glutathione. G. C. Webster. *Arch. Biochem. and Biophys.* 47, 241-50(1953).
- Q 345 Phosphate Esterification, Phosphate Transfer and Electron Transport. P. D. Boyer, W. H. Harrison, A. B. Falcone, and J. G. Gander. *Federation Proc.* 13, No. 1 185(1954).
- Q 346 Phosphate (P-32) Exchange in Brain Phospholipids *in Vivo* and *in Vitro*. E. Streicher and R. W. Gerard. *Proc. Soc. Exptl. Biol. Med.* 85, 174-7(1954).
- Q 347 Phospholipid and Protein-bound Phosphorus Synthesis in the Rabbit Papilloma. W. E. Cornatzer, D. G. Gallo, J. P. Davison, and R. G. Fischer. *Cancer Research* 13, 795-7(1953).
- Q 348 Phospholipid Studies of Different Serum Lipoproteins Employing P-32. H. G. Kunkel and A. G. Bearn. *Proc. Soc. Exptl. Biol. Med.* 86, 887-91(1954).
- Q 349 Phosphorolysis and Hydrolysis of Purine Ribosides by Enzymes from Yeast. L. A. Heppel and R. J. Hilmo. *J. Biol. Chem.* 198, 683-94(1952).
- Q 350 Phosphorylation Coupled to Oxidation of Dihydrodiphosphopyridine Nucleotide. A. L. Lehninger. *J. Biol. Chem.* 190, 345-59(1951).
- Q 351 Phosphoserine from Diisopropylphosphoryl Chymotrypsin and Inversion of its Peptide Sequence by Acid. N. K. Schaffer, S. Harshman, and R. R. Engle. *Federation Proc.* 13, No. 1, 289(1954).
- Q 352 Photochemical Carbon Dioxide Fixation. E. W. Fager. *Federation Proc.* 12, 201(1953).
- Q 353 The Photosynthetic Metabolism of Acetone by *Rhodospseudomonas gelatinosa*. J. M. Siegel. *J. Biol. Chem.* 208, 205-16(1954).
- Q 354 Plasma Protein. I. Loss from Circulation and Catabolism to Carbon Dioxide. I. A. Abdou and H. Tarber. *J. Biol. Chem.* 190, 769-80(1951).
- Q 355 Plasma Protein. II. Relationship between Circulating and Tissue Protein. I. A. Abdou and H. Tarber. *J. Biol. Chem.* 190, 781-90(1951).
- Q 356 Plasma Protein, III. The Equilibrium Between Blood and Lymph Protein. I. A. Abdou, W. O. Reinhardt, and H. Tarver. *J. Biol. Chem.* 194, 15-23(1952).
- Q 357 Plasma Protein. V. The Effect of the Protein Content of the Diet on Turnover. H. L. Steinbock and H. Tarver. *J. Biol. Chem.* 209, 127-32(1954).
- Q 358 Potassium Metabolism of Liver Mitochondria. S. W. Stanbury and G. H. Mudge. *Proc. Soc. Exptl. Biol. Med.* 82, 675-81(1953).
- Q 359 Precipitation of C-14-Labeled Dextran by Human Anti-dextran. E. A. Kabat, D. Berg, D. Rittenberg, L. Pontecorvo, M. L. Eidinoff, and L. Hellman. *J. Am. Chem. Soc.* 76, 564-6(1954).
- Q 360 The Precursors of Sphingosine in Brain Tissue. D. B. Sprinson and A. Coulon. *J. Biol. Chem.* 207, 585-92(1954).
- Q 361 Preparation of Purified Myoglobin from Skeletal Muscle of the Guinea Pig. H. L. Helwig and D. M. Greenberg. *J. Biol. Chem.* 198, 695-701(1952).

- Q 362 Properties of B-12 Binding Substance in Gastric Juice. B. F. Chow and R. Yamamoto. *Federation Proc.* 12, 189(1953).
- Q 363 Protein Changes in Tissue Culture Correlated with Radioactive Phosphorus Uptake. H. K. Boyer and P. L. Kirk. *J. Cellular Comp. Physiol.* 39, 95-107(1952).
- Q 364 Protein Turnover in Bacteria. A. L. Koch and H. R. Levy. *Federation Proc.* 13, No. 1, 243(1954).
- Q 365 Protein Turnover and Enzymatic Adaptation. N. D. Lee and R. H. Williams. *J. Biol. Chem.* 204, 477-86(1953).
- Q 366 Purification of Oxalacetic Carboxylase from Chicken Liver. M. F. Utter and K. Kurahashi. *J. Biol. Chem.* 207, 787-802(1954).
- Q 367 The Purine Metabolism of *Escherichia coli*. A. L. Koch, F. W. Putnam, and E. A. Evans, Jr. *J. Biol. Chem.* 197, 105-12(1952).
- Q 368 Pyridine Nucleotide Transhydrogenase. V. Exchange Reactions Studies with C14. N. O. Kaplan, S. P. Colowick, L. J. Zatman, and M. M. Ciotti. *J. Biol. Chem.* 205, 31-43(1953).
- Q 369 Pyrimidine Precursors for *Lactobacillus bulgaricus* 09. I. A. Rose and C. E. Carter. *J. Biol. Chem.* 207, 701-7(1954).
- Q 370 A Quantitative Fractionation of Tissue Ferritin and Hemosiderin. B. W. Gabrio, A. Shoden, and C. A. Finch. *J. Biol. Chem.* 204, 815-21(1953).
- Q 371 Radioactive Sodium Chromate for the Study of Survival of Red Blood Cells. I. The Effect of Radioactive Sodium Chromate on Red Cells. T. F. Necheles, I. M. Weinstein, and G. V. LeRoy. *J. Lab. Clin. Med.* 42, 358-67(1953).
- Q 372 Rate of Formation of Myosin in the Muscle of the Rat. L. E. Bidinost. *J. Biol. Chem.* 190, 423-30(1951).
- Q 373 Rates of Metabolism of Acetate-1-C-14 in Tissues *in Vivo*. H. Busch and H. A. Baltrush. *Cancer Research* 14, 448-55(1954).
- Q 374 Reactions of the Tricarboxylic Acid Cycle in Green Leaves. D. O. Brummond and R. H. Burris. *J. Biol. Chem.* 209, 755-65(1954).
- Q 375 Reduction of Radioactive Estrone to Estradiol by Human Feces. B. F. Stimmel. *Federation Proc.* 13, No 1, 305-6(1954).
- Q 376 Relation Between Phosphate Energy Donors and Incorporation of Labeled Amino Acids into Proteins, P. C. Zamecnik and E. B. Keller. *J. Biol. Chem.* 209, 337-54(1954).
- Q 377 The Relation of Oxygen Uptake to Hemoglobin Synthesis. J. E. Richmond, K. I. Altman and K. Solomon. *Science* 113, 404-5(1951).
- Q 378 Relations Between the Rate of Renewal and the Intracellular Localization of Ribonucleic Acid. R. Jeener and D. Szafarz. *Arch. Biochem.* 26, 54-67(1950).
- Q 379 The Relationship Between Ferritin Hemosiderin in Rabbits and Man. A. Shoden, B. W. Gabrio and C. A. Finch. *J. Biol. Chem.* 204, 823-30(1953).
- Q 380 The Relationship of Coenzyme A to Lipide Synthesis. II. Experiments with Rat Liver. H. P. Klein and F. Lipmann. *J. Biol. Chem.* 203, 101-8(1953).
- Q 381 The Relationship of Mitochondrial Phosphate to Aerobic Phosphate Bond Generation. R. K. Crane and F. Lipmann. *J. Biol. Chem.* 201, 245-6(1953).
- Q 382 Relationship of Phospholipide and Nucleoprotein Synthesis in the Liver. W. E. Cornatzer, J. P. Davison, and D. G. Gallo. *Federation Proc.* 12(1953).
- Q 383 The Release of Labeled Amino Acids from the Proteins of Rat Liver Slices. M. V. Simpson. *J. Biol. Chem.* 201, 143-54(1953).
- Q 384 Respiratory Cycles. W. W. Umbreit. *J. Cellular Comp. Physiol.* 41, Sup. 1, 39-66(1953).
- Q 385 The Reutilization of Nucleic Acid Catabolites. J. Dancis and M. E. Balis. *J. Biol. Chem.* 207, 367-74(1954).
- Q 386 A Review: On the Mechanism of Action of Certain Temporary Anticancer Agents H. E. Skipper. *Cancer Research* 13, 545-51(1953).
- Q 387 Ribonuclease. I. A New Assay Method with P-32-Labeled Yeast Ribonucleic Acid. J. S. Roth and S. W. Milstein. *J. Biol. Chem.* 196, 489-98(1952).
- Q 388 Ribonuclease. III. Ribonuclease Activity in Rat Liver and Kidney. J. S. Roth. *J. Biol. Chem.* 208, 181-94(1954).
- Q 389 Role of Choline in the Oxidation of Fatty Acids by the Isolated Liver. C. Artom. *Nature* 171, 347(1953).
- Q 390 Role of Choline in the Oxidation of Fatty Acids by the Liver. C. Artom. *J. Biol. Chem.* 205, 101-11(1953).
- Q 391 The Role of the Carbon Skeleton of Lysine in the Biosynthesis of Hemoglobin. K. I. Altman, L. L. Miller, and J. E. Richmond. *Arch. Biochem.* 29, 447-8(1950).
- Q 392 The Role of Microsomes in the Incorporation of Amino Acids into Proteins. E. B. Keller, P. C. Zamecnik, and R. B. Loftfield. *J. Histochem. Cytochem.* 2, 378-86(1954).
- Q 393 Sedimentation of the Thyroxine-Binding Protein of Serum in the Partition Cell. M. L. Petermann, J. Robbins, and M. G. Hamilton. *J. Biol. Chem.* 208, 369-75(1954).
- Q 394 Selective Uptake of Ag-111 by Sarcoma Tissue in CFW Mice. H. D. West, H. Goldie, and R. D. Handye. *Federation Proc.* 12, 288(1953).
- Q 395 The Sequence Glycylalanylglycine in Silk Fibroin. E. Slobodian and M. Levy. *J. Biol. Chem.* 201, 371-5(1953).
- Q 396 Sequences of Amino Acid Residues in Silk Fibroin. M. Levy and E. Slobodian. *J. Biol. Chem.* 199, 563-72(1952).
- Q 397 Serine Phosphoric Acid from Diisopropylphosphoryl Chymotrypsin. N. K. Schaffer, S. C. May, Jr., and W. H. Summerson. *J. Biol. Chem.* 202, 67-76(1953).

- Q 398 Serine Phosphoric Acid from Diisopropylphosphoryl Derivative of Eel Cholinesterase. N. K. Schaffer, S. C. May, Jr., and W. H. Summerson. *J. Biol. Chem.* 206, 201-7(1954).
- Q 399 Short-Term Carbon Dioxide Fixation in Tumor *in Vivo*. F. Friedberg and L. M. Marshall. *Federation Proc.* 12, 204-5(1953).
- Q 400 Short-Term Carbon Fixation into Succinate by Liver Homogenates. L. M. Marshall and F. Friedberg. *Federation Proc.* 12, 243(1953).
- Q 401 A Simplified Photometric Analysis for Serine and Formaldehyde. W. R. Frisell, L. A. Meech and C. G. Mackenzie. *J. Biol. Chem.* 207, 709-16(1954).
- Q 402 Sites of Intramitochondrial Phosphorylation. P. Siekevitz. *Federation Proc.* 13, No. 1, 297(1954).
- Q 403 Some Hormonal Effects on Phosphorylation in the Liver of Rats. W. E. Cornatzer, D. G. Gallo, and J. P. Davison. *Proc. Soc. Exptl. Biol. Med.* 84, 103-5(1953).
- Q 404 Some Interrelationships of Aspartic Acid, Threonine, and Lysine. J. M. Ravel, L. Woods, B. Felsing, and W. Shive. *J. Biol. Chem.* 206, 391-400(1954).
- Q 405 Some Properties of Oxalacetic Carboxylase. M. F. Utter, K. Kurahashi, and I. A. Rose. *J. Biol. Chem.* 207, 803-19(1954).
- Q 406 Some Properties of the Phosphoribomutase Reaction. H. Klenow. *Arch. Biochem. and Biophys.* 46, 186-200(1953).
- Q 407 Source of the Bicarbonate of Saliva. H. F. Sand. *J. Appl. Physiol.* 4, 66-76(1951).
- Q 408 Source of the Hydroxylysine of Collagen. F. M. Sinex and D. D. Van Slyke. *Federation Proc.* 13, No. 1, 297(1954).
- Q 409 Squalene as A Precursor of Cholesterol in Liver. G. M. Tomkins, W. G. Dauben, H. Sheppard and I. L. Chaikoff. *J. Biol. Chem.* 202, 487-9(1953).
- Q 410 The State of Beryllium in Blood Plasma. I. Feldman, J. R. Havill and W. F. Neuman. *Arch. Biochem. and Biophys.* 46, 443-53(1953).
- Q 411 Stereochemistry of Reaction Catalyzed by Alcohol Dehydrogenase. F. H. Westheimer, F. Loewus, and B. Vennesland. *Federation Proc.* 12, 289(1953).
- Q 412 Stimulation by 2,4-Dinitrophenol, 3,4-Dihydroxyphenylalanine, and Homogentisic Acid, of Uptake of Radioactivity from DL-Tyrosine-2-C-14 by Rat Liver Proteins *in Vitro*. H. Kamin, M. A. Koon, and P. Handler. *Federation Proc.* 13, No. 1, 238(1954).
- Q 413 Stoichiometry and Reversibility of the Citrulline Phosphorylase Reaction. M. Korzenovsky and C. H. Werkman. *Federation Proc.* 13, No. 1, 245(1954).
- Q 414 The Structure of "Active Acetyl" and a Theory of Fatty Acid Catabolism. S. Weinhouse. *Arch. Biochem. and Biophys.* 37, 239-41(1952).
- Q 415 Studies in 2-Acetylaminofluorene Carcinogenesis. II. The *in Vitro* Uptake of Alanine-1-C-14 by Preneoplastic Liver and Hepatoma Mitochondrial Protein. R. J. Rutman, A. Cantarow, and K. E. Paschkis. *Cancer Research* 14, 115-8(1954).
- Q 416 Studies in 2-Acetylaminofluorene Carcinogenesis. III. The Utilization of Uracil-2-C-14 by Preneoplastic Rat Liver and Rat Hepatoma. R. J. Rutman, A. Cantarow and K. E. Paschkis. *Cancer Research* 14, 119-23(1954).
- Q 417 Studies on ACTH Action in Perfused Bovine Adrenals: Failure of Cholestenone to Act as a Corticosteroid Precursor. D. Stone and O. Hechter. *Arch. Biochem. and Biophys.* 51, 246-50(1954).
- Q 418 Studies on Adaptive Enzyme Formation in Mammals. I. Galactose Metabolism. P. Feigelson and F. P. Conte. *J. Biol. Chem.* 207, 187-92(1954).
- Q 419 Studies on Monoamine Oxidase in Intact Animals. R. W. Schayer, K. Y. T. Wu, R. L. Smiley, and Y. Kobayashi. *J. Biol. Chem.* 210, 259-67(1954).
- Q 420 Studies in Oxidative Phosphorylation with Radioactive Phosphate. I. Exchange of Phosphate in an Acceptor-Free System. K. H. Lee and J. J. Eiler. *J. Biol. Chem.* 203, 705-17(1953).
- Q 421 Studies in Oxidative Phosphorylation with Radioactive Phosphate. II. Mechanism of the Phosphate Exchange. K. H. Lee and J. J. Eiler. *J. Biol. Chem.* 203, 719-30(1953).
- Q 422 Studies of Insulin Binding With Isotopically Labeled Insulin. W. C. Stadie, N. Haugaard, and M. Vaughan. *J. Biol. Chem.* 199, 729-39(1952).
- Q 423 Studies of Nucleic Acid Metabolism in Embryonic Tissue Culture with the Aid of C-14-Labeled Purines. K. H. Lu and T. Winnick. *Exptl. Cell Research* 6, 345-52(1954).
- Q 424 Studies of Pyrimidine Nucleotides with Orotic Acid-2-C-14 and P-32. L. L. Weed and D. W. Wilson. *J. Biol. Chem.* 202, 745-9(1953).
- Q 425 Studies of Radioactive Injected Labeled Insulin. N. Haugaard, M. Vaughan, E. S. Haugaard, and W. C. Stadie. *J. Biol. Chem.* 206, 549-63(1954).
- Q 426 Studies of the Incorporation of Palmitate-1-C-14 into Tissue Lipides *in Vitro*. L. A. Jedeikin and S. Weinhouse. *Arch. Biochem. and Biophys.* 50, 134-47(1954).
- Q 427 Studies on Carbohydrate Metabolism in Rat Liver. I. The Effect of Cations in the Media. A. B. Hastings, C. T. Teng, F. B. Nesbett, and M. Sinex. *J. Biol. Chem.* 194, 69-81(1952).
- Q 428 Studies on Ethionine. III. Incorporation of Ethionine into Rat Proteins. M. Levine and H. Tarver. *J. Biol. Chem.* 192, 835-50(1951).
- Q 429 Studies on Histamine-Metabolizing Enzymes in Intact Animals. R. W. Schayer. *J. Biol. Chem.* 203, 787-93(1953).

- Q 430 Studies on Histamine-Metabolizing Enzymes in Intact Animals. II. R. W. Schayer, J. Kennedy and R. L. Smiley. *J. Biol. Chem.* 205, 739-48 (1953).
- Q 431 Studies on α -Ketoglutaric Oxidase. III. Role of Coenzyme A and Diphosphopyridine Nucleotide. D. R. Sanadi and J. W. Littlefield. *J. Biol. Chem.* 201, 103-15 (1953).
- Q 432 Studies on Permeability. V. The Effects of Acetylcholine and Physostigmine on the Permeability of Human Erythrocytes to Sodium and Potassium. P. E. Lindvig, M. E. Greig and S. W. Peterson. *Arch. Biochem.* 30, 241-50(1951).
- Q 433 Studies on Precursors of Pyrimidines of Nucleic Acid. L. L. Weed and D. W. Wilson. *J. Biol. Chem.* 207, 439-42(1954).
- Q 434 Studies on the Chemical Composition of Normal and Abnormal Blood Vessel Walls. I. Chemical Nature of Vascular Calcified Deposits. D. Carlstron, B. Engfeldt, A. Engstrom, and N. Ringertz. *Lab. Invest.* 2, 325-35(1953).
- Q 435 Studies on the Interaction of Labeled Carcinogenic Hydrocarbons with Tissue Components. W. G. Wiest and C. Heidelberger. *Cancer Research* 12, 308(1952).
- Q 436 Studies on the Mechanism of Protection by Aurintricarboxylic Acid in Beryllium Poisoning. J. Schubert, M. R. White, and A. Lindenbaum. *J. Biol. Chem.* 196, 279-88(1952).
- Q 437 Studies on the Metabolism of Iron-Containing Proteins with Radioactive Carbon and Iron. H. L. Helwig and D. M. Greenberg. *J. Biol. Chem.* 198, 703-12(1952).
- Q 438 Studies on the Microbiological Degradation of Cholesterol. T. C. Stadtman, A. Cherkes, and C. B. Anfinsen. *J. Biol. Chem.* 206, 511-23 (1954).
- Q 439 Studies on the Thyroxine-Protein Complex of Serum. J. Robbins and J. E. Rall. *J. Clin. Endocrinol. and Metabolism* 14, 772-3(1954).
- Q 440 Studies with Radioactive Colchicine. I. The Influence of Tumors on the Tissue Distribution of Radioactive Colchicine in Mice. A. Back and E. J. Walaszek. *Cancer Research* 13, 552-5 (1953).
- Q 441 A Study of Acetate Metabolism and Fatty Acid Synthesis in Liver Slices of Hyperthyroid Rats. M. A. Spirtes, G. Medes, and S. Weinhouse. *J. Biol. Chem.* 204, 705-13(1953).
- Q 442 A Study of Carbon Dioxide Fixation by Mass Determination of the Types of C-13-Acetate. H. G. Wood. *J. Biol. Chem.* 194, 905-31(1952).
- Q 443 A Study of Formate Utilization in Pigeon Liver Extract. P. Berg. *J. Biol. Chem.* 205, 145-62 (1953).
- Q 444 A Study of Glucose Oxidation in Whole Tissue Homogenates. C. E. Wenner, D. F. Dunn, and S. Weinhouse. *J. Biol. Chem.* 205, 409-22 (1953).
- Q 445 The Study of Metabolic Turnover Rates by Means of Isotopic Tracers. I. Fundamental Relations. J. M. Reiner. *Arch. Biochem. and Biophys.* 46, 53-79(1953).
- Q 446 The Study of Metabolic Turnover Rates by Means of Isotopic Tracers. II. Turnover in a Simple Reaction System. J. M. Reiner. *Arch. Biochem. and Biophys.* 46, 80-99(1953).
- Q 447 A Study of Oxidative Phosphorylation with O-18-Labeled Inorganic Phosphate. M. Cohn. *J. Biol. Chem.* 201, 735-50(1953).
- Q 448 A Study of the Nature of Glycogen Regeneration in the Intact Animal. M. R. Stetten and D. Stetten, Jr. *J. Biol. Chem.* 207, 331-40(1954)
- Q 449 A Study of the Nature of the Circulating Thyroid Hormone in Euthyroid and Hyperthyroid Subjects by Use of Paper Electrophoresis. W. P. Deiss, E. C. Albright, and F. C. Larson. *J. Lab. Clin. Med.* 40, 791(1952).
- Q 450 Succinate Decarboxylation Systems in *Propionibacterium* and *Veillonella*. E. A. Delwiche, E. F. Phares, and S. F. Carson. *Federation Proc.* 13, No. 1, 198(1954).
- Q 451 Sugar Transformation in Leaves of *Canna indica*. I. Synthesis and Inversion of Sucrose. E. W. Putman and W. Z. Hassid. *J. Biol. Chem.* 207, 885-902(1954).
- Q 452 Sulfate Esterifying Activity of Embryonic Chick Liver *in Vitro*. L. L. Layton and D. R. Frankel. *Arch. Biochem. and Biophys.* 31, 161-7(1951).
- Q 453 Sulfate Fixation by Embryonic Chick Lung in Tissue Culture. M. Jones and H. W. Gerarde. *Proc. Soc. Exptl. Biol. Med.* 84, 310-2(1953).
- Q 454 Suppression of Hepatic Cholesterol Synthesis in the Rat by Cholesterol Feeding. I. D. Frantz, Jr., H. S. Schneider, and B. T. Hinkelman. *J. Biol. Chem.* 206, 465-9(1954).
- Q 455 The Surface Chemistry of Bone. V. The Ion-Binding Properties of Cartilage. E. S. Boyd and W. F. Neuman. *J. Biol. Chem.* 193, 243-51(1951).
- Q 456 The Surface Chemistry of Bone. VI. Recrystallization *in Vivo*. W. F. Neuman and B. J. Mulryan. *J. Biol. Chem.* 195, 843-8(1952).
- Q 457 The Synergistic Effect of Cortisone and Insulin on Lipogenesis in the Perfused Rat Liver as Studied with α -C-14-Acetate. K. I. Altman, L. L. Miller and C. G. Bly. *Arch. Biochem. and Biophys.* 31, 329-31(1951).
- Q 458 Synthesis of Aspartic Acid-2,3-C¹⁴N¹⁵ and its Conversion to Uric Acid in the Pigeon. A. S. Pietro. *J. Biol. Chem.* 198, 639-42(1952).
- Q 459 The Synthesis of 4-C¹⁴N¹⁵-L-Threonine and a Study of its Metabolism. H. L. Meltzer and D. B. Sprinson. *J. Biol. Chem.* 197, 461-74(1952).
- Q 460 The Synthesis and Degradation of Citric Acid by Ventral Prostate Tissue. I. Enzymic Mechanisms. H. G. Williams-Ashman and J. Banks. *J. Biol. Chem.* 208, 337-44(1954).
- Q 461 Synthesis of Lactose in Rabbits Studied with C-14-Labeled Compounds. P. Schambye, H. G.

- Wood and G. Popjak. *Federation Proc.* 12, 264-5(1953).
- Q 462 Synthesis and Metabolic Studies of 17 α -Methyl-C-14- Δ 5-Androstene-3 β , 17 β -Diol. P. M. Hyde, W. H. Elliott, E. A. Doisy, Jr., and E. A. Doisy. *J. Biol. Chem.* 207, 287-94(1954).
- Q 463 Synthesis and Metabolic Studies of Progesterone-21-C-14. H. J. Grady, W. H. Elliott, E. A. Doisy, Jr., B. C. Bocklage, and E. A. Doisy. *J. Biol. Chem.* 195, 755-62(1952).
- Q 464 Synthesis and Metabolic Studies of 17-Methyl-C-14-Testosterone. P. M. Hyde, W. H. Elliott, E. A. Doisy, Jr., and E. A. Doisy. *J. Biol. Chem.* 208, 521-8(1954).
- Q 465 Synthetic Action of Phosphatase. III. Transphosphorylation with Intestinal and Semen Phosphatase. H. Green and O. Meyerhof. *J. Biol. Chem.* 197, 347-64(1952).
- Q 466 Synthesis and Metabolism of D-Ribo-Flavin-2-C-14. E. E. Haley and J. P. Lambooy. *Federation Proc.* 13, No. 1, 223-4(1954).
- Q 467 Synthesis of PNA and DNA in *E. coli*. M. E. Balis and C. T. Lark. *Federation Proc.* 13, No. 1, 178-9(1954).
- Q 468 Tetraethylthiuram Disulfide and Thyroid Activity. J. Christensen and A. Wase. *Federation Proc.* 13, No. 1, 343(1954).
- Q 469 Synthesis of D-Riboflavin-2-C-14 and its Metabolism by *Lactobacillus casei*. E. E. Haley and J. P. Lambooy. *J. Am. Chem. Soc.* 76, 2926-9(1954).
- Q 470 Thyroglobulin in Serum after I-131 Therapy. I. Salting Out. J. Robbins. *J. Biol. Chem.* 208, 377-86(1954).
- Q 471 Thyroglobulin in Serum after I-131 Therapy. II. Sedimentation in the Ultracentrifuge. J. Robbins, M. L. Petermann, and J. E. Rall. *J. Biol. Chem.* 208, 387-93(1954).
- Q 472 A Thyroid Model Describing Kinetics of Exchange, Concentrating, and Organic Binding of Iodide. S. H. Wollman. *Endocrinology* 54, 35-47(1954).
- Q 473 Thyroidal Iodide Trapping as Influenced by Serum Iodide Levels and Thyrotrophin. N. S. Halmi. *Endocrinology* 54, 97-103(1954).
- Q 474 A Time Study of the Incorporation of Radio-phosphorus into the Nucleic Acids and Other Compounds of a Transplanted Mouse Mammary Carcinoma. C. P. Barnum, R. A. Huseby, and H. Vermund. *Cancer Research* 13, 880-9(1953).
- Q 475 Tolerance of Mice to AgNO₃ Inert or Radioactive (Ag-111) Injected by Various Routes. H. D. West, H. Goldie, and R. D. Handye. *Federation Proc.* 13, No. 1, 319(1954).
- Q 476 Total Mercapturic Acid Synthesis by Liver and Kidney. G. C. Mills and J. L. Wood. *J. Biol. Chem.* 207, 695-700(1954).
- Q 477 Tracer Experiments on the Mechanism of Citric Acid Formation by *Aspergillus niger*. W. W. Cleland and M. J. Johnson. *J. Biol. Chem.* 208, 679-89(1954).
- Q 478 Tracer Studies on the Metabolism of the Gardner Lymphosarcoma. I. The Uptake of Radioactive Glycine into Tumor Protein. E. Farber, S. Kit, and D. M. Greenberg. *Cancer Research* 11, 490-4(1951).
- Q 479 Tracer Studies on the Metabolism of the Gardner Lymphosarcoma. III. The Rate of Radioactive Alanine and Glycine Uptake into the Protein of Lymphosarcoma Cells and Normal Spleen Cells. S. Kit and D. M. Greenberg. *Cancer Research* 11, 500-4(1951).
- Q 480 Tracer Studies of the Tricarboxylic Acid Cycle in Normal and Diabetic Rats. C. E. Frohman and J. M. Orten. *Federation Proc.* 13, No. 1, 215(1954).
- Q 481 Transamination Reactions in Plants. D. G. Wilson, K. W. King and R. H. Burris. *J. Biol. Chem.* 208, 863-74(1954).
- Q 482 Transfer of Bromide Between Cerebrospinal Fluid and Blood. G. G. Rudolph and N. S. Olsen. *Federation Proc.* 13, No. 1, 287(1954).
- Q 483 Transfer Reactions of Acetyl Phosphate Catalyzed by Glyceraldehyde-3-Phosphate Dehydrogenase. J. Harting and S. F. Velick. *J. Biol. Chem.* 207, 867-78(1954).
- Q 484 Transformation of Cholesterol to Coprosterol. R. S. Rosenfeld, D. K. Fukushima, L. Hellman, and T. F. Gallagher. *Federation Proc.* 13, No. 1, 284(1954).
- Q 485 Transformylation Cofactor and Mechanism of Activation of Formate. G. R. Greenberg. *Federation Proc.* 13, No. 1, 221(1954).
- Q 486 Trimethylamine Production from Labeled Choline in Liver Homogenates. C. Artom and H. B. Lofland. *Federation Proc.* 13, No. 1, 176(1954).
- Q 487 Uncoupled Oxidative Phosphorylation Associated with Essential Unsaturated Fatty Acid Deficiency in Rats. P. D. Klein and R. M. Johnson. *Federation Proc.* 13, No. 1, 242(1954).
- Q 488 On the Unequal Conversion of the Carboxyl and Seventh Carbons of Octanoate to CO₂ by Liver Slices. G. W. Brown, Jr., I. L. Chaikoff, D. D. Chapman, and N. O. Fansah. *Arch. Biochem. and Biophys.* 50, 221-3(1954).
- Q 489 Uptake of Glycine-1-C-14 by Connective Tissue. I. Effects of Estrogen and Relaxin. E. H. Frieden and A. S. Martin. *J. Biol. Chem.* 207, 133-42(1954).
- Q 490 Uptake of Radioactive Alanine *in Vitro* into the Proteins of Rat Liver Fractions. P. Siekevitz. *J. Biol. Chem.* 195, 549-65(1952).
- Q 491 The Uptake *in Vitro* of Radioactive Iron by Avian Erythrocytes. W. N. Jensen, H. Ashenbrucker, G. E. Cartwright, and M. M. Wintrobe. *J. Lab. Clin. Med.* 42, 833-46(1953).
- Q 492 Uric Acid Synthesis in the Non-Gouty and Gouty Human. E. L. Spilman. *Federation Proc.* 13, No. 1, 302(1954).
- Q 493 Uridine-5-Phosphate Compounds as Intermediates in the Incorporation of Orotic Acid into

- RNA. R. B. Hirlbert. *Federation Proc.* 12, 222(1953).
- Q 494 Urocanic Acid as an Intermediate in the Enzymatic Conversion of Histidine to Glutamic and Formic Acids. H. Tabor, A. H. Mehler, O. Hayashi, and J. White. *J. Biol. Chem.* 196, 121-8(1952).
- Q 495 Utilization of 1-C-14-D-Glucose by *Torula utilis* Yeast. J. C. Sowden, S. Frankel, B. H. Moore, and J. E. McClary. *J. Biol. Chem.* 206, 547-52(1954).
- Q 496 The Utilization and Formation of Dicarboxylic Amino Acids by Cell Suspensions of Normal and Malignant Lymphatic Tissues. S. Kit. *Cancer Research* 14, 397-402(1954).
- Q 497 Utilization of Glucose by Liver in Response to Cytophysiologic Alterations. B. W. Agranoff, M. Colodzin, and R. O. Brady. *Federation Proc.* 13, No. 1, 172-3(1954).
- Q 498 Utilization of Methionine-CH₃-C-14 and Choline-CH₃-C-14 for Synthesis of Phospholipids in the Intact Rat. J. A. Stekol, S. Weiss, P. T. Hsu, and P. Smith. *Federation Proc.* 12, 274-5(1953).
- Q 499 The Utilization of Purine Nucleosides for Nucleic Acid Synthesis in the Rat. B. A. Lowy, J. Davoll and G. B. Brown. *J. Biol. Chem.* 197, 591-600(1952).
- Q 500 Utilization of Sulfur Amino Acids During Healing of Experimental Wounds. M. B. Williamson and H. J. Fromm. *Proc. Soc. Exptl. Biol. Med.* 83, 329-33(1953).
- Q 501 Vitamin B-12 Binding Substances in Human Serum. R. L. Davis and B. F. Chow. *Federation Proc.* 13, No. 1, 33(1954).
- Q 502 Vitamins and Enzymes in Milk. Effect of Gamma-Radiation on Activity. H. C. Kung, E. L. Gaden, Jr., and C. G. King. *J. Agr. Food Chem.* 1, 142-4(1953).
- Q 503 Yeast Biosynthesis of Radioactive Sulfur Compounds. J. L. Wood and J. D. Perkinson, Jr. *J. Am. Chem. Soc.* 74, 2445(1952).
- Q 504 *In Vivo* Incorporation of C-14O₂ from Bicarbonate During Development of the Chick. L. M. Marshall, L. H. Newman, K. O. Donaldson and M. M. Khan. *Federation Proc.* 13, No. 1, 259(1954).
- Q 505 The *In Vitro* Interchange of Cholesterol Between Plasma and Red Cells. J. S. Hagerman and R. G. Gould. *Proc. Soc. Exptl. Biol. Med.* 78, 329-32(1951).
- Q 506 *In Vitro* Solubility and Ion Exchange of *In Vivo*-Deposited Ca-45 in Bone. J. S. Arnold. *Federation Proc.* 12, 383(1953).
- Q 507 *In Vitro* Studies on Metabolism of Acetone. E. Huff and H. Rudney. *Federation Proc.* 12, 221(1953).
- Q 508 The *In Vivo* Conversion of Glycine to Serine. G. L. Nardi. *Science* 117, 160-1(1953).
- Q 509 *In Vivo* Studies on Acid-Soluble Precursors of Nucleic Acid Purines. M. Edmonds and G. A. LePage. *Federation Proc.* 12, 199(1953).
- Q 510 *In Vivo* and *In Vitro* Labeling of Cytochrome c with Glucine-2-C-14. J. B. Marsh and D. L. Drabkin. *Federation Proc.* 13, No. 1, 259(1954).
- Q 511 The Absence of α -Amino-adipic Acid in Cholera Vibrios. E. Windsor. *J. Biol. Chem.* 182, 699-700(1950).
- Q 512 The Absence of Tryptophan-Niacin Relationship in *E. coli* and *B. subtilis*. C. Yanofsky. *J. Bacteriol.* 68, 577(1954).
- Q 513 Absorption and Metabolism of Cortisone-4-C-14 Acetate. B. C. Boeklage, E. A. Doisy, Jr., W. H. Elliott and E. A. Doisy. *J. Biol. Chem.* 212, 935-9(1955).
- Q 514 Acetate Activation and Acetoacetate Formation in Plant Systems. A. Millerd and J. Bonner. *Arch. Biochem. and Biophys.* 49, 343-55(1954).
- Q 515 Action of Choline on *In Vivo* and *In Vitro* Synthesis of Phospholipids. D. B. Zilversmit and N. R. Diluzio. *Federation Proc.* 10(1951).
- Q 516 Activation of Purified Glutamic-Aspartic Apotransaminase by Crystalline Pyridoxamine Phosphate. A. Meister, H. A. Sober, and E. A. Peterson. *J. Am. Chem. Soc.* 74, 2385(1952).
- Q 517 The Action of Hyaluronidase upon Sulfate Containing Mucopolysaccharide Synthesized in Tissues. L. L. Layton and I. Sher. *Federation Proc.* 12, 237(1953).
- Q 518 Activation of Pyruvate Oxidation in Tumor Mitochondria by Diphosphopyridine Nucleotide. C. Wenner, M. A. Spirtes, and S. Weinhouse. *Proc. Soc. Exptl. Biol. Med.* 78, 416-21(1951).
- Q 519 Acute Experiments on the Disposition of Inhaled C-14O₂. A. M. Brues and A. N. Stroud. *Federation Proc.* 10, 21(1951).
- Q 520 Alkaloid Biogenesis. IV. The Non-availability of Nicotinic Acid-Carboxyl-14C and Its Ethyl Ester for Nicotine Biosynthesis. R. F. Dawson, D. R. Christman, and R. C. Anderson. *J. Am. Chem. Soc.* 75, 5115-6(1953).
- Q 521 Amino Acid Metabolic Studies. VI. Aspartic Acid-Lysine Interrelations in *Streptococcus faecalis* (6057). L. E. McClure, R. E. Neuman, and T. A. McCoy. *Arch. Biochem. and Biophys.* 53, Nov.(1954).
- Q 522 Amino Acid Metabolism of Neoplastic Tissues and Regulatory Mechanisms. S. Kit. *Texas Repts. Biol. Med.* 11, 685-92(1953).
- Q 523 Amino Acid Sequence in Proteins. P. H. Abelson. *Science* 115, 479(1952).
- Q 524 α -Amino adipic Acid as a Constituent of a Corn Protein. E. Windsor. *J. Biol. Chem.* 192, 595-606(1951).
- Q 525 γ -Aminobutyric Acid in Brain: Its Formation from Glutamic Acid. E. Roberts and S. Frankel. *J. Biol. Chem.* 187, 55-63(1950).
- Q 526 The Anabolic Metabolism of Radioactive Sulfate by Animal Tissues *In Vitro* and *In Vivo*. L. L. Layton. *Cancer* 4, 198-201(1951).
- Q 527 Anaerobic Incorporation of C-14-Amino Acids into Protein in Cell-free Liver Preparations.

- E. B. Keller and P. C. Zamecnik. *Federation Proc.* 13, No. 1, 1(1954).
- Q 528 The Anaerobic Metabolism of Pyruvate in Homogenates of Normal and Neoplastic Rat Tissues. D. P. Groth and G. A. LePage. *Cancer Research* 14, 837-44(1954).
- Q 529 The Association of Polonium 210 with Blood. J. E. Campbell and L. H. Talley. *Proc. Soc. Exptl. Biol. Med.* 87, 221(1954).
- Q 530 The Bacterial Synthesis of α -Acetolactate. Y. Kobayashi and G. Kalnitsky. *J. Biol. Chem.* 211, 473-82(1954).
- Q 531 Bile Pigment Formation in Pernicious Anemia I. M. London and R. West. *J. Biol. Chem.* 184, 359(1950).
- Q 532 The Biochemistry of Neoplastic Tissue. P. C. Zamecnik. *Ann. Rev. Biochem.* 21, 411-30(1952).
- Q 533 The Biochemistry of Rubber Formation in the Guayule. II. Rubber Formation in Aseptic Tissue. B. Arreguin and J. Bonner. *Arch. Biochem.* 26, 178-86(1950).
- Q 534 Biosynthesis of Carosine and Anserine in the Chick. P. Martignoni and T. Winnick. *J. Biol. Chem.* 208, May(1954).
- Q 535 Biosynthesis of Coproporphyrin I and Its Relation to Hemoglobin Metabolism. M. Grinstein, M. D. Kamen, C. V. Moore, and H. M. Wikoff. *J. Biol. Chem.* 182, 715-21(1950).
- Q 536 Biosynthesis of Nucleic Acid in *Escherichia coli*. E. Bolton. *Proc. Natl. Acad. Sci.* 40, 764-72(1954).
- Q 537 Biosynthesis of Nucleic Acids. G. B. Brown, P. M. Roll, and H. Weinfeld. *Phosphorus Metabolism*, 385-406(1952).
- Q 538 Biotin in the Assimilation of Heavy Carbon in Oxalacetate. G. E. Wessman and C. H. Werkman. *Arch. Biochem. and Biophys.* 26, 214-8(1950).
- Q 539 Blood Levels of Absorbed Labeled Fat and Chylomicronemia. W. W. Burr, Jr., C. Dunkelberg, J. C. McPherson, and H. C. Tidwell. *J. Biol. Chem.* 210, 531(1954).
- Q 540 Cancer Metabolism: Carbohydrates. V. R. Potter and H. Busch. *Proc. Second Natl. Cancer Conf.*, 1540-5(1954).
- Q 541 The Carbon and Nitrogen Precursors of Bacterial Purines. W. B. Sutton and C. H. Werkman. *Arch. Biochem. and Biophys.* 47, 1-7(1953).
- Q 542 Chemistry and Histology of Keratin Formation. H. A. Bern. *Nature* 174, 509-11(1954).
- Q 543 Cholesterol—A Precursor of Tetrahydrocortisone in Man. H. Werbin and G. V. LeRoy. *J. Am. Chem. Soc.* 76, 5260(1954).
- Q 544 Citric Acid Synthesis by the Condensation of Acetate and Oxalacetate in Rabbit Kidney. G. G. Rudolph and E. S. G. Barron. *Biochim. et Biophys. Acta* 5, 59(1950).
- Q 545 Combination of Insulin with Cells. N. Haugaard, E. S. Haugaard, and W. C. Stadie. *J. Biol. Chem.* 211, 289-95(1954).
- Q 546 A Comparison of the Metabolism of Some Female Sex Hormone. E. A. Doisy, Jr., B. C. Bocklage, N. H. Shen and A. F. Valcourt. *Science* 116, 530(1952).
- Q 547 The Conversion of Acetate-2-C-14 to Glycine by Cell Suspensions of the Gardner Lymphosarcoma. S. Kit. *J. Biol. Chem.* 212, 311-7(1955).
- Q 548 Conversion of Acetate and Pyruvate to Glutamic Acid in Yeast. C. H. Wang, B. E. Christensen and V. H. Cheldelin. *J. Biol. Chem.* 201, 683(1953).
- Q 549 Conversion of Acetate and Pyruvate to Tyrosine in Yeast. R. C. Thomas, B. E. Christensen, V. H. Cheldelin, and C. H. Wang. *J. Am. Chem. Soc.* 75, 5554(1953).
- Q 550 The Conversion of Deutero-N-15-Tryptophan to Quinolinic Acid by the Rat. R. W. Schayer, R. W. Henderson and L. M. Henderson. *J. Biol. Chem.* 195, 657(1952).
- Q 551 The Conversion of Glycine to Serine by Human Liver Tissue. C. M. Grossman, R. J. Winzler, and J. D. Hauschildt. *Science* 118, 330(1953).
- Q 552 The Conversion of Hematin to Bile Pigment. I. M. London. *J. Biol. Chem.* 184, 373(1950).
- Q 553 The Conversion of Lysine to Pipecolic Acid by *Phaseolus vulgaris*. P. Lowy. *Arch. Biochem. and Biophys.* 47(1953).
- Q 554 Conversion of Protoporphyrin to Bile Pigment. I. M. London, M. Yamasaki, and G. Sabella. *Federation Proc.* 10, 217(1951).
- Q 555 The Conversion of *l*-valine to Glucose and Glycogen in the Rat. W. S. Fones, T. P. Waalkes, and J. White. *Arch. Biochem. and Biophys.* 32, 89(1951).
- Q 556 The Conversion of *l*-valine to Glycogen and Carbon Dioxide in Rats Receiving *p*-dimethylaminoazobenzene. W. S. Fones and J. White. *J. Natl. Cancer Inst.* 12, 423(1951).
- Q 557 The Conversion of *d*-valine to Glycogen in the Rat. W. S. Fones, H. A. Sober, and J. White. *Arch. Biochem. and Biophys.* 34, 158(1951).
- Q 558 Degradation of Insulin-I-131 by Liver and Kidney *in Vivo*. N. J. Elgee and R. H. Williams. *Proc. Soc. Exptl. Biol. Med.* 87, 352(1954).
- Q 559 Differential Conversion of Specifically Labeled Glucose to C-14O₂. B. W. Agranoff, R. O. Brady and M. Colodzin. *J. Biol. Chem.* 211, 773(1954).
- Q 560 The Direct Effect of TSH on the Iodide Concentrating Mechanism of Thyroid Tissue Slices. J. L. Blake and N. Lawrence. *Am. J. Med.* 17, 116(1954).
- Q 561 The Direct Incorporation of Some Labeled Bases into the Nucleic Acids of Tumor Bearing Mice. P. E. Carlo and H. G. Mandel. *Proc. 2nd Cong. Internat. Biochem.*, 463(1952).
- Q 562 Dismutative Assimilation of Carbon Dioxide. D. Watt and C. H. Werkman. *Arch. Biochem. and Biophys.* 26, 214-8(1950).

- Q 563 Disposition of Hydrocortisone-4-C-14 in the Rat. J. B. Wyngaarden, A. Wolff, and R. E. Peterson. *Federation Proc.* 13, No. 1, 419(1954).
- Q 564 On the Dissimilation of DL-Alanine-1-C-14 by Rat Brain Homogenates. F. Friedberg. *Biochim. et Biophys. Acta* 11, 308(1953).
- Q 565 Dissimilation of DL-Alanine-1-C-14 by Rat Homogenates. F. Friedberg and L. M. Marshall. *Biochim. et Biophys. Acta* 10, 624(1953).
- Q 566 Distribution Pattern of P-32 in Desoxyribonucleic Acid-Protein Complex of Intestinal Tract Mucosa. F. Friedberg. *Federation Proc.* 2, 173(1950).
- Q 567 Drugs Inhibiting Growth and Nucleic Acid Synthesis in *Arbacia* Embryos. D. T. Balzer and C. A. Villee. *Biol. Bull.* 101, 204(1951).
- Q 568 Effect of Aminopterin on Radioactivity of Rat Liver and Intestinal-Ribonucleic Acid after C-14 Formate Injection. J. L. Martin and J. R. Totter. *Proc. Soc. Exptl. Biol. Med.* 86, 41(1954).
- Q 569 Effect of Amphenone "B" on Adrenal, Thyroid and Testes. J. R. Hogness, R. H. Williams and M. Lance. *Proc. Soc. Exptl. Biol. Med.* 79, 43(1952).
- Q 570 The effect of Anoxia on Tumor Growth, with Especial Reference to Sarcoma 180 Implanted in C-57 Mice. A. L. Barach and H. A. Bickerman. *Cancer Research* 14, 672(1954).
- Q 571 The Effect of Δ 7-cholestanol Feeding on the Cholesterol and Lipoproteins of Rabbit Serum. R. M. Lemmon, F. T. Pierce, M. W. Biggs, M. A. Parsons, and D. Kritchevsky. *Arch. Biochem. and Biophys.* 51, 161-9(1954).
- Q 572 The Effect of Coenzyme "A" on Cholesterol Formation by Rat Liver Homogenates. B. B. Migicovsky and D. M. Greenberg. *Biochim. et Biophys. Acta* 13, 135-6(1954).
- Q 573 Effect of Cortisone upon Chondroitin Sulfate Synthesis by Animal Tissues. L. L. Layton. *Proc. Soc. Exptl. Biol. Med.* 76, 596-8(1951).
- Q 574 Effect of Cortisone upon the Tissue Synthesis of Acid Mucopolysaccharide. L. L. Layton. *Schweiz, Akad. Med. Wiss.* 8, 74-5(1951).
- Q 575 Effect of Dihydrocholesterol (Cholestanol) Administration on Plasma Cholesterol and Atherosclerosis in the Rabbit. C. W. Nichols, M. D. Siperstein, and I. L. Chaikoff. *Proc. Soc. Exptl. Biol. Med.* 83, 756(1953).
- Q 576 Effect of *p*-Dimethylaminoazobenzene on the Incorporation of Labeled Cystine into Protein of the Subcellular Components of Rat Liver. N. D. Lee, N. M. MacRae, and R. H. Williams. *Federation Proc.* 10(1951).
- Q 577 Effect of Graded Doses of P-32 on Respiration of Rat Liver Slices. J. D. Perkinson, Jr. *Radiation Research* 1, 557(1954).
- Q 578 Effect of Insulin on Ethanol Metabolism. E. J. Masoro and H. Abramovitch. *Can. J. of Biochem. and Physiol.* 32, 465-9(1954).
- Q 579 Effect of Pteroylglutamic Acid on the Incorporation of Radioactive Glycine in Chick Liver Homogenates. J. R. Totter, B. Kelley, P. L. Day, and R. R. Edwards. *Federation Proc.* 9, 238(1950).
- Q 580 The Effect of Riboflavine on the Metabolism of 2-Acetylaminofluorene-9-C-14 in Rats. J. H. Weisburger, E. K. Weisburger, and H. P. Morris. *J. Natl. Cancer Inst.* 15, 37(1954).
- Q 581 Effect of *in Vitro* Citrovorum Factor and Aminopterin on Metabolism of Glycine by Chick Liver Homogenates. B. Kelley. *Federation Proc.* 10, 206(1951).
- Q 582 Effects of Estradiol on Human Endometrium and Placenta *in Vitro*. D. D. Hagerman and C. A. Villee. *Federation Proc.* 11, 225(1952).
- Q 583 Effects of Estradiol on Human Placenta Homogenate Metabolism. C. A. Villee and D. D. Hagerman. *Federation Proc.* 12, 284(1953).
- Q 584 Effects of Estradiol on the Metabolism of Human Endometrium *in Vitro*. D. D. Hagerman and C. A. Villee. *Arch. Biochem. and Biophys.* 40, 481(1952).
- Q 585 Effects of Estradiol on the Metabolism of Human Placenta. C. A. Villee. *J. Clin. Endocrinol. and Metabolism.* 14, 764(1954).
- Q 586 Effects of Fast Neutrons and Co-60 Gamma Irradiation on Mouse Spleen. D. L. Jordan and J. W. Clark. *Radiation Research* 1, 501(1954).
- Q 587 Effects of Ferric Chloride and Bile on Plasma Cholesterol and Atherosclerosis in the Cholesterol-Fed Bird. M. D. Siperstein, C. W. Nichols, and I. L. Chaikoff. *Science* 117, 386(1953).
- Q 588 An Energy Dependent Incorporation of Amino Acids into the Protein of Plant Mitochondria. G. C. Webster. *Plant Physiol.* 29, 202-3(1954).
- Q 589 Energy Yielding Reactions and Amino Acid Uptake into Protein of the Tumor Cell. S. Kit and D. M. Greenberg. *Cancer Research* 11, 495-9(1951).
- Q 590 Enzymatic Breakdown of Threonine by Threonine Aldolase. S. C. Lin and D. M. Greenberg. *J. Gen. Physiol.* 38, 181-96(1954).
- Q 591 The Enzymic Conversion of Adenine to Adenosine Phosphates. E. Goldwasser. *Biochim. et Biophys. Acta* 13, 341(1954).
- Q 592 Enzymatic Decarboxylation of Aspartic Acid to Alpha-alanine. A. Meister, H. A. Sober and S. V. Tice. *J. Biol. Chem.* 189, 577(1951).
- Q 593 Enzymatic Phosphorylation of Nucleoside Diphosphates. P. Berg and W. K. Joklik. *J. Biol. Chem.* 210, 657(1954).
- Q 594 Enzymatic Studies on Orotic Acid Metabolism. I. Lieberman, A. Kornberg, and E. S. Simms. *Federation Proc.* 13, No. 1, 252(1954).
- Q 595 Enzymatic Syntheses of Pyrimidine and Purine Nucleotides. II. Orotidine-5'-Phosphate Pyrophosphorylase and Decarboxylase. I. Lieberman, A. Kornberg, and E. S. Simms. *J. Am. Chem. Soc.* 76, 2844(1954).
- Q 596 Enzymatic Syntheses of Pyrimidine and Purine Nucleotides. III. Formation of Nucleoside

- Diphosphates and Triphosphates. I. Leiberman, A. Kornberg, and E. S. Simms. *J. Am. Chem. Soc.* 76, 3608(1954).
- Q 597 Enzymatic Synthesis and Breakdown of Orotic Acid. I. Leiberman and A. Kornberg. *Federation Proc.* 12, 239(1953).
- Q 598 Enzymatic Synthesis and Breakdown of a Pyrimidine, Orotic Acid. I. Dihydroorotic Dehydrogenase. I. Leiberman and A. Kornberg. *Biochim. et Biophys. Acta* 12, 223(1953).
- Q 599 Enzymatic Synthesis of the Coenzyme a Derivative of Long Chain Fatty Acids. A. Kornberg and W. E. Pricer, Jr. *J. Biol. Chem.* 204, No. 1(1953).
- Q 600 Enzymatic Synthesis of Phosphorus-Containing Lipids. A. Kornberg and W. E. Pricer, Jr. *J. Am. Chem. Soc.* 74, 1617(1952).
- Q 601 Enzymes of the Citric Acid Cycle in Tumors. C. Wenner, M. A. Spirtes and S. Weinhouse. *J. Am. Chem. Soc.* 72, 4333(1950).
- Q 602 Estradiol Induced Stimulation of Citrate Utilization in Placenta. C. A. Villee, J. M. Loring and F. M. Wellington. *Federation Proc.* 13, No. 1, 270(1954).
- Q 603 Ethanol Oxidation by Rat Liver Slices. E. J. Masoro and J. R. Birchard. *Federation Proc.* 11, 101-2(1952).
- Q 604 Evidence for Intermediates in Ovalbumin Synthesis. C. B. Anfinsen and D. Steinberg. *J. Biol. Chem.* 199, 25(1952).
- Q 605 Evidence for a Three-Carbon Intermediate in the Metabolism of Valine. E. A. Peterson, W. S. Fones and J. White. *Arch. Biochem. and Biophys.* 36, 323(1952).
- Q 606 Exchange Reactions of Radioactive Copper in Enzyme Systems. M. M. Joselow. *J. Biol. Chem.* 191, 11(1951).
- Q 607 Excretion of Radioactive 17-Methylestradiol. B. C. Bocklage, E. A. Doisy, Jr., W. H. Elliott, S. A. Thayer, H. J. Nicholas, and E. A. Doisy. *Federation Proc.* 10(1951).
- Q 608 Exploratory Studies in Amino Acid and Protein Metabolism. D. W. Racusen and S. Aronoff. *Arch. Biochem.* 51, 68(1954).
- Q 609 The Extensive Synthesis of the Methyl Group of Thymine in the Adult Rat. D. B. Sprinson and D. Elwyn. *J. Am. Chem. Soc.* 72, 3317(1950).
- Q 610 Factors Affecting Biosynthesis of Cholesterol from Acetate by Rat Liver Homogenates. N. L. R. Bucher, N. H. McGovern, R. Kingston and M. H. Kennedy. *Federation Proc.* 12(1953).
- Q 611 Factors Influencing Glycogen Formation *in Vitro*. C. T. Teng, F. M. Sinex, and H. B. Hastings. *Federation Proc.* 9, 237(1950).
- Q 612 Factors Influencing the Uptake of Iron by Blood and the Bone Marrow Cells *in Vitro*. G. H. Ellis, C. S. Brandt, and E. J. Thacker. *Science* 119, 94-5(1954).
- Q 613 Factors Involved in the Formation and Utilization of Ketone Bodies. S. Weinhouse. *Brookhaven Symposia in Biol.* 5, 201-21(1953).
- Q 614 The Failure of Hepatoma to Promote Estrogen-Protein Binding *in Vitro*. C. M. Szego and D. C. Wolcott. *Federation Proc.* 13, No. 1, 149(1954).
- Q 615 The Fixation of Radioactive Digitoxin by Isolated Hearts. A. Sjoerdama and C. S. Fischer. *Circulation* 4, July(1951).
- Q 616 Formation of Adenine Nucleotides from Adenine by Pigeon Liver Homogenates. E. Goldwasser. *Nature* 171, 176 1953).
- Q 617 Formation of Co₂, Lipid and Carbohydrate from C-14-Labeled Glycerol. M. L. Karnovsky and L. I. Gidez. *Federation Proc.* 10(1951).
- Q 618 The Formation of Monoiodotyrosine and an Intermediate Iodine Complex by Thyroid Homogenates. J. B. Wyngaarden and J. B. Stanbury. *J. Biol. Chem.* 212, 151(1955).
- Q 619 Formation of 8-Oxyadenine from Adenine in Bone Marrow Extracts. M. Bentley and R. Abrams. *Arch. Biochem. and Biophys.* 53, 314-5 (1954).
- Q 620 Further Studies on the Biosynthesis and Metabolism of Carnosine and Anserine in Vertebrates. W. S. Harms and T. Winnick. *Biochim. et Biophys. Acta* 15, 480-8(1954).
- Q 621 Further Studies on Stimulation of Aerobic Phosphorylation by 2,4-Dinitrophenol with Phospho-Enolpyruvate Formation. H. W. Neuberger and G. H. Mudge. *Federation Proc.* 13, No. 1, 104(1954).
- Q 622 Glycine as a Precursor of Bacterial Purines. W. B. Sutton, F. Schlenk and C. H. Werkman. *Arch. Biochem. and Biophys.* 32(1951).
- Q 623 Hippuric Acid Synthesis in Man After the Administration of (α -14C) Glycine. N. I. Berlin, C. Hewitt and C. Lotz. *Biochem. J.* 58, 498-503(1954).
- Q 624 Hormonal Factors Influencing Erythropoiesis. D. C. Van Dyke, A. N. Contopoulos, B. S. Williams, M. E. Simpson, J. H. Lawrence, and H. M. Evans. *Acta Haematol.* 11, 203-22(1954).
- Q 625 Hydrogenase Activity and Photoassimilation. M. D. Kamen. *Federation Proc.* 9, 543-9(1950).
- Q 626 Hyperplasia and I-131 Uptake of the Guinea Pig Thyroid During and After Chronic Prophylthiouracil Treatment. S. A. D'Angelo, K. E. Paschkis, A. Cantarow, A. N. Siegel, and J. L. Rivero Fontan. *Endocrinology* 49, 624-34(1951).
- Q 627 Identification of α -Aminobutyric Acid Enzymatically Formed from Threonine. O. G. Lien and D. M. Greenberg. *J. Biol. Chem.* 200, 367-71(1953).
- Q 628 Inactivation of Insulin by Rat Liver Extracts. H. H. Tomizawa, M. L. Nutley, H. T. Narahara and R. H. Williams. *J. Am. Chem. Soc.* 76, 3357(1954).
- Q 629 Incorporation of 8-azaguanine into Nucleic Acids. H. G. Mandel, P. E. Calro, and P. K. Smith. *Federation Proc.* 12, 242(1953).
- Q 630 Incorporation of Components of Purine Nucleotides into Rat Pentose Nucleic Acids. P. M.

- Roll and H. Weinfield. *Federation Proc.* 13, No. 1, 935(1954).
- Q 631 Incorporation of P-32 and Adenine C 14 into DNA by Human Bone Marrow Cells *in Vitro*. L. G. Lajtha, R. Oliver, and F. Ellis. *Brit. J. Cancer* 8, 367(1954).
- Q 632 Incorporation of P-32 into Nucleic Acids of Lymphatic Cells *in Vitro*. Effect of Adrenal Cortical Hormones (Compound F). S. Kit, M. Bacila, and E. S. Guzman-Barron. *Biochim. et Biophys. Acta* 13, 516-24(1954).
- Q 633 Incorporation of Radioactive Glycine into Proteins of Developing Oocytes of *Rana pipiens*. N. E. Kemp. *Anat. Record* 118, 317(1954).
- Q 634 The Incorporation of Ureidosuccinic Acid into Nucleic Acid Pyrimidines of Tumor-Bearing Mice. E. P. Anderson, C. Y. Yen, H. G. Mandel, and P. K. Smith. *Proc. XIX Intern. Physiol. Congr. Montreal*, 166-7(1953).
- Q 635 Incorporation *in Vitro* of Labeled Amino Acids into Bone Marrow Cell Proteins. H. Borsook, C. L. Deasy, A. J. Haagen-Smit, G. Keighley, and P. H. Lowy. *J. Biol. Chem.* 186, 297-307(1950).
- Q 636 Incorporation *in Vitro* of Labeled Amino Acids into Rat Diaphragm Proteins. H. Borsook, C. L. Deasy, A. J. Haagen-Smit, G. Keighley, and P. H. Lowy. *J. Biol. Chem.* 186, 309-15(1950).
- Q 637 Independent Antagonism of Amino Acid Incorporation into Protein. M. Rabinovitz, M. E. Olson, and D. M. Greenberg. *J. Biol. Chem.* 210, 837-49(1954).
- Q 638 The Influence of the Adrenal Cortex on Plasma Protein Formation and Utilization. A. White and S. Roberts. *Symposia on Nutrition 2-Plasma Proteins*, 340-52(1952).
- Q 639 Influence of Altered States of Carbohydrate Metabolism on Distribution and Degredation of Insulin-I-131. N. J. Eglee and R. H. Williams. *Proc. Soc. Exptl. Biol. Med.* 87, 178(1954).
- Q 640 Influence of Choline on Phospholipide Metabolism of Normal and Choline Deficient Dog Liver Slices. N. R. DiLuzio and D. B. Zilversmit. *Am. J. Physiol.* 171, 720(1952).
- Q 641 Influence of Cortisone on Thyroid-Pituitary Interaction in Normal and Goitrous Rats. S. A. D'Angelo, G. E. Stevens, K. E. Paschkis, and A. Cantarow. *Proc. Soc. Exptl. Biol. Med.* 83, 181-4(1953).
- Q 642 Inhibition of Degradation of Insulin-I-131 *in Vivo*. N. J. Elgee and R. H. Williams. *Proc. Soc. Exptl. Biol. Med.* 87, 67(1954).
- Q 643 Insulin and Hepatic Utilization of Glucose for Lipogenesis. S. S. Chernick and I. L. Chaikoff. *J. Biol. Chem.* 186, 535(1950).
- Q 644 The Intermediary Metabolism of Human Fetal Tissues. C. A. Villee. *Cold Spring Harbor Symposia Quant. Biol.* 19, 100(1954).
- Q 645 Intermediate Steps in the Biosynthesis of Threonine. S. Black and N. G. Wright. *Symposium. Amino Acid Metab.* (1954).
- Q 646 I-131 Excretion after Injection of Radio Thyroxine into Hyperthyroid, Hypothyroid or Normal Rats. J. R. Hogness, T. Wong, and R. H. Williams. *Metabolism Clin. and Exptl.* 3, 510(1954).
- Q 647 Kinetic Studies on the "Influx" of Glycine-1-C-14 into the Ehrlich Mouse Ascites Carcinoma Cell. E. Heinz. *J. Biol. Chem.* 211, 781-90(1954).
- Q 648 The Kinetics of Biological Processes. Special Problems Connected with Use of Tracers. A. K. Solomon. *Advances in Biol. and Med. Phys.* 3, 65(1953).
- Q 649 Lack of Direct Biological Conversion of Glycine to Ethanolamine. D. M. Greenberg and S. C. Harris. *Proc. Soc. Exptl. Biol. Med.* 75, 683-4(1950).
- Q 650 Lactose Metabolism III. The Reversible Conversion of Galactose-1-Phosphate to Glucose-1-Phosphate. R. G. Hansen and E. M. Craine. *J. Biol. Chem.* 208, 293-8(1954).
- Q 651 Lipogenesis and Glucose Oxidation in the Liver of the Alloxan-Diabetic Rat. S. S. Chernick, I. L. Chaikoff, E. J. Masoro and E. Isaef. *J. Biol. Chem.* 186, 527-34(1950).
- Q 652 Lipogenesis of Intact Diabetic Rat. J. T. Van Bruggen, T. T. Hutchens and P. Yamada. *Federation Proc.* 12(1953).
- Q 653 Liver Nucleic Acid Incorporation of Phosphorus 32 in Rats Injected with Phenylbutazone. N. E. Delfel and A. C. Griffin. *Stanford Med. Bull.* 11, 65(1953).
- Q 654 Lysine Biosynthesis in *Torulopsis utilis*. M. Strassmar and S. Weinhouse. *J. Am. Chem. Soc.* 74, 3457(1952).
- Q 655 Mammary Excretion of 20-methyleholanthrene. H. Shay, B. Friedmann, M. Gruenstein, and S. Weinhouse. *Cancer Research* 10, 797(1950).
- Q 656 On the Mechanism of the Enzymatic Synthesis of Glutamine. G. C. Webster and J. E. Varner. *J. Am. Chem. Soc.* 76, 633(1954).
- Q 657 Mechanisms of Formation of Erythrulose-1-phosphate by Phosphoketotetrose Aldolase of Rat Liver. F. C. Charalampous. *J. Biol. Chem.* 211, 249(1954).
- Q 658 Melanogenesis in Cells of Diverse Genotype Cultured *in Vitro*. C. L. Markert and G. Fischer. *Genetics* 39, Nov. (1954).
- Q 659 β -Mercapto Pyruvate, a Substrate for Rhodanose. J. L. Wood and H. Fiedler. *J. Biol. Chem.* 205, 231(1953).
- Q 660 Metabolic Alteration of 4-amino-5-imidazole-carboxamide in Tumor-Bearing Mice. G. M. Conzelman, Jr., H. G. Mandel, and P. K. Smith. *Federation Proc.* 11, 199(1952).
- Q 661 Metabolic Effects of Thyroid Hormones *in Vitro*. H. A. Lardy and G. F. Maley. *Recent Progr. Hormone Research* 10, 129(1954).
- Q 662 Metabolic Fate of the Isopropyl Group of Leucine. M. J. Coon. *Federation Proc.* 9, 162(1950).

- Q 663 Metabolic Lesions in Dietary Necrotic Liver Degeneration. S. S. Chernick, G. P. Rodnan, and K. Schwarz. *Federation Proc.* 13, No. 1, 191(1954).
- Q 664 Metabolic Studies of Radiotestosterone. J. Ashmore and E. A. Doisy. *Federation Proc.* 11, (1952).
- Q 665 The Metabolism of Androgens. W. H. Elliott, J. Ashmore, and P. M. Hyde. *Science* 116, 520(1952).
- Q 666 Metabolism of C-14-glucose and Pyruvate-2-C-14 by Mammalian Muscle *in Vitro*. C. A. Villee and V. K. White. *Federation Proc.* 10, 265(1951).
- Q 667 Metabolism of C-14-Labeled Glucose and Pyruvate by Rat Diaphragm Muscle *in Vitro*. C. A. Villee, V. K. White, and A. B. Hastings. *J. Biol. Chem.* 195, 287(1952).
- Q 668 Metabolism of C-14-Labeled Glucose and C-14-Labeled Pyruvate by Rat Liver *in Vitro*. C. T. Teng, F. M. Sinex, and H. B. Hastings. *Federation Proc.* 10, 258(1951).
- Q 669 Metabolism of C-14-Labeled Glycerol and Pyruvate by Liver *in Vitro*. C. T. Teng, M. L. Karnovsky, B. R. Landau, A. B. Hastings, and F. B. Nesbett. *J. Biol. Chem.* 202, 705(1953).
- Q 670 Metabolism of Cobalt 56 in the Hen's Ovary. H. H. Darby. *Federation Proc.* 9, 356(1950).
- Q 671 The Metabolism of Cystamine and Cysteamine. C. Davison, R. A. Salvador, and P. K. Smith. *Radiation Research* 1(1954).
- Q 672 Metabolism of Ethanol by Rat Tissues. E. J. Masoro and H. Abramovitch. *Federation Proc.* 12, 94(1953).
- Q 673 Metabolism of Fetal Tissues *in Vitro*. C. A. Villee. *Federation Proc.* 11, 302(1952).
- Q 674 The Metabolism of Gluconic Acid. M. R. Stetten and S. DeWitt, Jr. *J. Biol. Chem.* 187, 241(1950).
- Q 675 Metabolism of Glutamic Acid-1-C-14 and Aspartic Acid-4-C-14 in Rat Brain and Kidney Homogenates. C. R. Rayford and F. Friedberg. *Biochim. et Biophys. Acta* 14, 390(1954).
- Q 676 The Metabolism of Human Placenta *in Vitro*. C. A. Villee. *J. Biol. Chem.* 205, 113(1953).
- Q 677 The Metabolism of Inorganic Iodide in Thyroid Slices with Delineation of a New Iodide Compartment. J. L. Bakke and N. Lawrence. *J. Clin. Endocrinol.* 14, 771(1954).
- Q 678 The Metabolism of Intravenously Administered Ammonium Glutamate and Glutamine. M. Berenbom and J. White. *J. Biol. Chem.* 182, 5(1950).
- Q 679 Metabolism of Lysine in Neurospora. R. W. Schweet, J. T. Holden, and P. Lowy. *J. Biol. Chem.* 211, 517(1954).
- Q 680 Metabolism of the Perfused Cat Brain *in Vivo*. H. L. Meltzer, R. M. Taylor, and W. M. Sperry. *Federation Proc.* 11(1952).
- Q 681 The Metabolism in the Rat of Guanylic Acid Labeled with P 32. P. M. Roll, H. Weinfeld and G. B. Brown. *Biochim. et Biophys. Acta* 13, 141-2(1954).
- Q 682 Metabolism of Sea Urchin Spermatozoa and Induced Anaerobic Motility in Solutions of Amino Acids. A. Tyler and L. Rothchild. *Proc. Soc. Exptl. Biol. Med.* 76, 52-8(1951).
- Q 683 The Metabolism of Styrene in the Rat. I. Danishefsky and M. Willite. *J. Biol. Chem.* 211, 549-53(1954).
- Q 684 Methionine as a Precursor of Uric Acid *in Vivo*. J. T. Sime and B. C. Johnson. *Am. Chem. Soc. Abstrs.*, 19C(1954).
- Q 685 Nature of the Activation Process in Enzymatic Reactions. D. B. Sprinson and D. Rittenberg. *Nature* 167, 484(1951).
- Q 686 New Metabolites of the Carcinogen 2-Acetylaminofluorene-9-C-14. J. H. Weisburger, E. K. Weisburger, and H. P. Morris. *Proc. Am. Assoc. Cancer Research*, 1 51(1954).
- Q 687 Non-Conversion of Arabinose and Ribose to Glycine. D. M. Greenberg and E. N. Sassenrath. *Biochim. et Biophys. Acta* 15, 150(1954).
- Q 688 Non-Enzymatic Transamination with Glyoxylic Acid and Various Amino Acids. H. I. Nakada and S. Weinhouse. *J. Biol. Chem.* 204, 831-6(1953).
- Q 689 Non-Uniform Labeling of Insulin and Ribonuclease Synthesized *in Vitro*. M. Vaughan and C. B. Anfinsen. *J. Biol. Chem.* 211, 267(1954).
- Q 690 Nuclear Function Mitosis. D. Mazia and D. M. Prescott. *Science* 120, 120-2(1954).
- Q 691 Nucleic Acid Turnover Rates in *Arbacia* Eggs and Sperm. C. A. Villee, D. T. Villee, and R. LaPlace. *Biol. Bull.* 105, 311(1953).
- Q 692 Observations Concerning the Production and Excretion of Cholesterol in Mammals. IX. The Mechanism of the Hypercholesteremic Effect of Cholic Acid. S. O. Byers, M. Friedman, M. W. Biggs, and B. Gunning. *J. Exptl. Med.* 97, 511(1953).
- Q 693 Occurrence of the Citric Acid Cycle in Tumors. S. Weinhouse, R. H. Millington, and C. E. Wenner. *J. Am. Chem. Soc.* 72, 4332(1950).
- Q 694 Organization and Function of the Inorganic Constituents of Nuclei. D. F. Poulson and V. T. Bowen. *Exptl. Cell Research, Suppl.* 2, 161-70(1952).
- Q 695 The Origin of Asymmetrically Labeled Molecules from Symmetrical Precursors. D. Racusen and S. Aronoff. *Arch. Biochem.* 34, 218(1951).
- Q 696 On the Origin of Bile Pigment in Normal Man. I. M. London, R. West, D. Shemin, and D. Rittenberg. *J. Biol. Chem.* 184, 351(1950).
- Q 697 Origin of Serine and Glycine in Yeast. C. H. Wang, J. W. Davis, V. H. Cheldelin, and B. E. Christensen. *Nature* 174, 1145(1954).
- Q 698 Oxidation of Aldehydes by Mitochondria of Rat Tissues. S. S. Walkenstein and S. Weinhouse. *J. Biol. Chem.* 200, 515-23(1953).

- Q 699 Oxidation of Aspartic Acid by Rat Liver. H. I. Nakada and S. Weinhouse. *J. Biol. Chem.* 187, 663(1950).
- Q 700 Oxidative and Phosphorylative Activity of Plant Mitochondria. A. Millerd, J. Bonner, B. Axelrod, and R. Bandurski. *Proc. Natl. Acad. Sci.* 37, 855-62(1951).
- Q 701 Oxygen Consumption of Adipose Tissue. S. S. Chernick. *Proc. N. Dakota Acad. Sci.* 6, 49(1952).
- Q 702 Peptide-Bond Synthesis in Higher Plants. II. Studies on the Mechanism of Synthesis of Glutamyl-cysteine. G. C. Webster and J. E. Varner. *Arch. Biochem. and Biophys.* 52, 22-32(1954).
- Q 703 Peptide Bond Synthesis in Normal and Malignant Tissues. P. C. Zamecnik and I. D. Frantz, Jr. *Cold Spring Harbor Symposium Quant. Biol.* 14, 199-208(1950).
- Q 704 Permeability of the Human Erythrocyte to Sodium and Potassium *in Vitro*. A. K. Solomon. *Federation Proc.* (1951).
- Q 705 Phosphate Binding and the Glyceraldehyde-3-Phosphate Dehydrogenase Reaction. S. F. Velick and J. E. Hayes. *J. Biol. Chem.* 203, 545-62(1953).
- Q 706 Phosphoglyceryl Kinase in Higher Plants. B. Axelrod and R. S. Bandurski. *J. Biol. Chem.* 204, 939-48(1953).
- Q 707 Phosphohexokinase in Higher Plants. B. Axelrod, P. Saltman, R. S. Bandurski, and R. S. Baker. *J. Biol. Chem.* 197, 89-96(1951).
- Q 708 Phospholipid Synthesis in Diabetic Dogs. D. B. Zilversmit. *Federation Proc.* 10(1951).
- Q 709 Porphyrin and Hemoglobin Metabolism in Congenital Porphyria. I. M. London, R. West, D. Shemin, and D. Rittenberg. *J. Biol. Chem.* 184, 365(1950).
- Q 710 The Possible Role of Proteolytic Enzymes in Protein Synthesis. R. B. Loftfield, J. W. Grover and M. L. Stephenson. *Nature* 171, 1024-7(1953).
- Q 711 Potassium Turnover in Rat Skeletal Muscle *in Vitro*. D. R. H. Gourley and H. Jonas. *Federation Proc.* 13, No. 1, 59(1954).
- Q 712 Presence of 17-Ketosteroids Adrenal Perfusates. E. Bloch, R. I. Dorfman and G. Pincus. *Proc. Soc. Exptl. Biol. Med.* 85, 106-10(1954).
- Q 713 Prevention of Plasma Cholesterol Elevation and Atheromatosis in the Cholesterol-Fed Bird by the Administration of Dihydrocholesterol. M. D. Siperstein, C. W. Nichols, and I. L. Chaikoff. *Circulation* 7, 37(1953).
- Q 714 Production of Radioactive Serum Albumin by Liver Slices. T. Peters and C. B. Anfinsen. *J. Biol. Chem.* 182, 171(1950).
- Q 715 Protein Synthesis in the Pancreas. II. Role of Ribonucleoprotein in Protein Synthesis. A. E. Mirsky, V. G. Allfrey, M. M. Daly, and S. Osawa. *J. Gen. Physiol.* 37, 157(1953).
- Q 716 Protein Turnover and Enzyme Formation. N. D. Lee and R. H. Williams. *Federation Proc.* 12, 550(1953).
- Q 717 Proteolytic Activity Determined with a Substrate Tagged with Radioactive Iodine. N. R. Shulman and H. J. Tagnon. *J. Biol. Chem.* 186, 69-75(1950).
- Q 718 Purine Synthesis in a Purine-Requiring Yeast Mutant. R. Abrams. *J. Am. Chem. Soc.* 73, 1888(1951).
- Q 719 Pyruvate and Acetate Metabolism in the Isolated Rat Diaphragm. J. M. Foster and C. A. Villee. *J. Biol. Chem.* 211, 797(1954).
- Q 720 The Quantitative Determination of Proline and Pimelic Acid with Ninhydrin. R. S. Schweet. *J. Biol. Chem.* 208, 603-13(1954).
- Q 721 Quantitative Differential Fixation of Sulfate by Tissues Maintained *in Vitro*. L. L. Layton. *Cancer* 3, 725-34(1950).
- Q 722 The Quantitative Significance of Glycolysis and Non-Glycolysis in Glucose Utilization by Rat Mammary Gland. S. Abraham, P. F. Hirsch, and I. L. Chaikoff. *J. Biol. Chem.* 211, 31-8(1954).
- Q 723 The Quantitative Significance of the Lymphatic Pathway in Transport of Absorbed Fatty Acids. B. Bloom, I. L. Chaikoff, W. O. Reinhardt, C. Entenman, and W. G. Dauben. *J. Biol. Chem.* 184, 1-8(1950).
- Q 724 A Quantitative Study of the Relationship between Tryptophan and Niacin in Neurospora. C. W. H. Partridge, D. M. Bonner, and C. Yanofsky. *J. Biol. Chem.* 194, 269-78(1952).
- Q 725 Radioactive Lipids from Tissue Extracts of Rats Injected with NaHC-14O₂. L. M. Marshall and F. Friedberg. *Federation Proc.* 11, 253(1952).
- Q 726 Radioisotopes in Biochemical and Medical Research. C. A. Villee. *Ann. Rev. Nuclear Science* 1, 525(1952).
- Q 727 Rate of Cholesterol Synthesis in Hypo- and Hyperthyroid Rats. S. O. Byers, R. H. Rosenman, M. Friedman, and N. W. Biggs. *J. Exptl. Med.* 96, 513(1952).
- Q 728 Rates of Glucose Production and Oxidation in Normal and Diabetic Rats. S. DeWitt, Jr., I. D. Welt, D. J. Ingle, and E. H. Morley. *J. Biol. Chem.* 192, 817(1951).
- Q 729 Recent Contributions to the Understanding of the Metabolic Defect in Gout. S. DeWitt, Jr. *Geriatrics* 9, 163(1954).
- Q 730 The Regulation of Blood Glucose in the Human Fetus. C. A. Villee. *J. Appl. Physiol.* 5, 437(1953).
- Q 731 The Relation of Folic Acid to the Metabolism of Serine. D. B. Sprinson and D. Elwyn. *J. Biol. Chem.* 184, 475(1950).
- Q 732 The Relation of Glucose Oxidation to Lipogenesis in Mammary Tissue. P. F. Hirsch, H. Baruch, and I. L. Chaikoff. *J. Biol. Chem.* 210, 785-97(1954).

- Q 733 Relation between Protein Depletion and Protein Synthesis in Albino Rat. N. D. Lee and R. H. Williams. *Federation Proc.* 11(1952).
- Q 734 On the Reported Gamma Glutamyl Activation of Peptide-bond Synthesis. R. W. Hendler and D. M. Greenberg. *Nature* 170, 123(1952).
- Q 735 Review: Chemical Pathways of Metabolism. S. S. Chernick. *J. Agr. Food Chem.* 2, 893(1954).
- Q 736 The Role of Cations in the Reversible Inactivation of Coliphage in Media of Low Ionic Strength. I. The Competitive Action between H⁺ and other Cation. W. R. Ruegamer. *Arch. Biochem. and Biophys.* 50, 269(1954).
- Q 737 Role of Folacin and Vitamin B-12 in Synthesis and Utilization of Choline by the Rat as Studied with C-14-Glycine, Formate, and Methionine. J. A. Stekol, K. Weiss, and S. Weiss. *Federation Proc.* 10(1951).
- Q 738 The Role of Glycine in the Biosynthesis of Heme. N. S. Radin, D. Rittenberg, and D. Shemin. *J. Biol. Chem.* 184, 755(1950).
- Q 739 Role of the Liver in the Metabolism of Steroids. W. H. Elliott, E. A. Doisy, Jr., B. C. Boeklage, F. N. H. Shen, S. A. Thayer, P. M. Hyde, and E. A. Doisy. *Abstr. Proc. 12th Intern. Cong. Pure Appl. Chem.*, 105(1951).
- Q 740 The Role of the Midpiece in the Incorporation of P-32 into the Ribonucleic Acid of *Arbacia* Spermatozoa. H. di Stefano and D. Mazia. *Biol. Bull.* 103, 299-300(1952).
- Q 741 The Sequence of Formation of Fatty Acids in Developing Soybean Seeds. R. O. Simmons and F. W. Quackenbush. *J. Am. Oil Chemists Soc.* 31, 441-3(1954).
- Q 742 Short Term Carbon Dioxide Fixation in Mouse Liver. L. Leeper, F. Friedberg and L. M. Marshall. *Nature* 171, 748(1953).
- Q 743 Short Term Carbon Dioxide Fixation in Tumor *In Vivo*. F. Friedberg and L. M. Marshall. *Federation Proc.* 12, 201(1952).
- Q 744 Significance of Endogenous Cholesterol in Arteriosclerosis: Synthesis in Arterial Tissue. M. D. Siperstein, I. L. Chaikoff, and S. S. Chernick. *Science* 113, 747-9(1951).
- Q 745 On the Significance of α -Glutamyl Transpeptidation in Peptide Biosynthesis. R. W. Hendler and D. M. Greenberg. *Biochem. J.* 57, 641-9(1954).
- Q 746 Simultaneous Quantitative and Isotopic Analysis of Isotopic Dilution. M. Berenbom, H. A. Sober, and J. White. *Arch. Biochem.* 26, 369(1950).
- Q 747 A Simultaneous Study of Glycine-N-15 Incorporation into Uric Acid and Heme, and of Utilization, in a Case of Gout Associated with Polycythemia Secondary to Congenital Heart Disease. T. F. Yü, L. R. Wasserman, J. D. Benedict, E. J. Bien, A. B. Gutman, and S. DeWitt, Jr. *Am. J. Med.* 15, 845(1953).
- Q 748 Some Aspects of the Metabolism of 8-Azaguanine. P. K. Smith, H. G. Mandel, and P. E. Carlo. *Proc. XIX Intern. Physiol. Congr., Montreal*, 774-6(1953).
- Q 749 Some Factors Influencing Nucleic Acid Purine Renewal in the Rat. R. Abrams. *Arch. Biochem. and Biophys.* 33, 436-47(1951).
- Q 750 Sterol and Steroid Metabolism. D. K. Fukushima and R. S. Rosenfeld. *Chem. Pathways of Metabolism* 1, 349-411(1954).
- Q 751 Studies of the Biosynthesis of the α -Amylase of *Pseudomonas saccharophila*. A. Markovitz and H. P. Klein. *Am. Chem. Soc. Abstr.*, 67c(1954).
- Q 752 Studies on the Carbohydrate and Protein Metabolism of the Rat Hepatoma. P. C. Zamecnik, R. B. Loftfield, M. L. Stephenson, and J. M. Steele. *Cancer Research* 11, 592-602(1951).
- Q 753 Studies on the Coenzyme Activation of Glutamic-Aspartic Apotransaminase. A. Meister, H. A. Sober, and E. A. Peterson. *J. Biol. Chem.* 206, 89(1954).
- Q 754 Studies on the Conversion of 3-Hydroxanthranilic Acid to Niacin in *Neurospora*. C. Yanofsky and D. M. Bonner. *J. Biol. Chem.* 189, 211-8(1951).
- Q 755 Studies with Isotopic Steroid Hormones. T. F. Gallagher, D. K. Fukushima and M. C. Barry. *Recent Progr. Hormone Research* 6, 131-57(1951).
- Q 756 Studies in the Mechanism of Protection by Aurintricarboxylic Acid in Beryllium Poisoning. II. Equilibria Involving Alkaline Phosphatase. J. Schubert and A. Lindenbaum. *J. Biol. Chem.* 208, 359-68(1954).
- Q 757 Studies on the Mechanism of Protection by Aurintricarboxylic Acid in Beryllium Poisoning. III. Correlation of Molecular Structure with Reversal of Biologic Effects of Beryllium. A. Lindenbaum, M. R. White, and J. Schubert. *Arch. Biochem. and Biophys.* 52, 110(1954).
- Q 758 Studies on the Mechanism of Protection by Aurintricarboxylic Acid in Beryllium Poisoning. IV. Comparative Effects of Related Compounds on Survival of Be-Poisoned Animals and on the Distribution of Be. M. R. White and J. Schubert. *Arch. Biochem. and Biophys.* 52, 133-42(1954).
- Q 759 Studies on the Mechanism of Protection by Aurintricarboxylic Acid in Beryllium Poisoning. V. Long-Term Distribution Studies with C-14-Labeled ATA. A. Lindenbaum, J. Schubert, and M. R. White. *Arch. Biochem. and Biophys.* 52, 143-7(1954).
- Q 760 Studies on the Metabolism of Embryonic Tissues Cultured *In Vitro*. C. A. Villee. *Resume, II Cong. Intern. de Biochimie*, 44(1952).
- Q 761 Studies on the Metabolism of Fetal and Placental Tissues. C. A. Villee and D. T. Balzer. *Biol. Bull.* 101, 195(1951).
- Q 762 Studies of Metabolism of Isotopic Steroid Hormones in Man. T. F. Gallagher, H. L. Bradlow, D. K. Fukushima, C. Beer, T. H. Kritechevsky, M. Stokem, M. L. Edinoff, L.

- Hellman, and K. Dobriner. *Recent Progr. Hormone Research*, 411-34(1954).
- Q 763 Studies on Metabolism of Radioactive L-Ascorbic Acid. J. J. Burns, H. B. Burch, and C. G. King. *Federation Proc.* 9(1950).
- Q 764 Studies on the Metabolism of L-Valine in Phlorizinized and Fasted Rats. W. S. Fones and J. White. *Arch. Biochem.* 28, 145(1950).
- Q 765 Studies of the New Hampshire Chicken Embryo. III. Nitrogen and Lipid Analysis of Ultracentrifugal Fractions of Plasma. O. A. Schjeide. *J. Biol. Chem.* 211, 355(1954).
- Q 766 Studies on Phosphorus Metabolism in Sea Urchin Embryos. C. A. Villee and D. T. Villee. *J. Cellular Comp. Physiol.* 40, 57(1952).
- Q 767 Studies on the Schardinger Dextrins. VII. Co-substrate Specificity in Coupling Reactions of *Macerans* Amylase. D. French, M. L. Levine, E. Norberg, P. Nordin, J. H. Pazur, and G. M. Wild. *J. Am. Chem. Soc.* 76, 2387-90(1954).
- Q 768 Studies on Uracil Utilization in Normal and Acetaminofluorene-Treated Rats. R. J. Rutman, K. E. Paschkis, and A. Cantarow. *Science*, 117, 282(1953).
- Q 769 Studies on Urea Formation in Surviving Liver Slices. C. H. W. Hirs and D. Rittenberg. *J. Biol. Chem.* 186, 429(1950).
- Q 770 Studies on the *in Vitro* Metabolism of the Rat Hepatomata. P. C. Zamecnik. *Texas Repts. Biol. Med.* 10, 273-8(1952).
- Q 771 A Study of Acetoacetate "turnover" in Rat Liver Slices *in Vitro*. S. Weinhouse and R. H. Millington. *J. Biol. Chem.* 193, 1(1951).
- Q 772 Susceptibility to Experimental Atherosclerosis and the Methylation of Ethanolamine-1,2-C-14 to Phosphatidyl Choline. L. O. Pilgeram and D. M. Greenberg. *Science* 120, 760-1(1954).
- Q 773 The Synthesis of Aldolase and Phosphorylase in the Rabbit. M. Heimberg and S. F. Velick. *J. Biol. Chem.* 208, 725-30(1954).
- Q 774 Synthesis of Lipids from Radioactive Acetate by Surviving Adipose Tissue Slices. D. D. Feller. *Federation Proc.* 11, 45(1952).
- Q 775 Synthesis and Metabolic Studies of 11-Dehydrocorticosterone-21-C-14 and Its Acetate. R. Sung-Lan Hsia, W. H. Elliott, E. A. Doisy, Jr., and S. A. Thayer. *Federation Proc.* 11(1952).
- Q 776 Synthesis of 2-Methyl-1, 4-naphthoquinone-4-C-14. Liang-Li and W. H. Elliott. *J. Am. Chem. Soc.* 74, 4089-90(1952).
- Q 777 Synthesis of Phospholipides in Diabetic Dogs. D. B. Silversmit and N. R. DiLuzio. *J. Biol. Chem.* 194, 673(1952).
- Q 778 Synthesis of Ribose by the Chick. I. A. Bernstein. *J. Biol. Chem.* 205, 309(1953).
- Q 779 Thymidine and Related Pyrimidine Nucleosides. M. Friedkin and D. Roberts. *J. Biol. Chem.* 207, 257-66(1954).
- Q 780 Thyroxine-like Compounds in Iodinated Protein and Thyroid Gland. W. Friedberg and E. P. Peinecke. *Federation Proc.* 11(1952).
- Q 781 Tissue Distribution and Excretion of N,N', N''-triethylenephosphoramidate-P-32 and 2,4,6-triethyleimino-s-triazine-C-14 in Normal and Tumor-bearing Mice. M. V. Nadkarni, E. I. Goldenthal, and P. K. Smith. *Proc. Am. Assoc. Cancer Research* 1, 39(1953).
- Q 782 Transaldolase: The Formation of Fructose-6-phosphate from Sedoheptulose-7-phosphate. B. L. Horecker and P. Z. Smyriniotis. *J. Am. Chem. Soc.* 75, 2021(1953).
- Q 783 Transamination from Glutamine to alpha-Keto Acids. A. Meister and S. V. Tice. *J. Biol. Chem.* 187, 173(1950).
- Q 784 Transfer of Proteins Tagged with Radioactive Iodine from Plasma into Lymph. H. D. Friedlander, P. Elrod, H. J. Curtis, and G. R. Meneely. *Federation Proc.* 9, 45(1950).
- Q 785 The transformation of Cholesterol to Coprostanol. R. S. Rosenfeld, D. K. Fukushima, L. Hellman, and T. F. Gallagher. *J. Biol. Chem.* 211, 301-11(1954).
- Q 786 Transglucosidase of *Aspergillus oryzae*. J. H. Pazur and D. French. *J. Am. Chem. Soc.* 73, 3536(1951).
- Q 787 The Tricarboxylic Acid Cycle in Accessory Sex Tissues. G. G. Rudolph and W. R. Starnes. *Abstr. 121st Meeting, Am. Chem. Soc.*, 41C(1952).
- Q 788 Tumor Purine Metabolism as Studied with Radioactive Guanine and Azaguanine. H. G. Mandel and P. E. Carlo. *Proc. 2nd Cong. Intern. Biochem.*, 474(1952).
- Q 789 The Turnover of C-14-labeled Alanine and Glycine in the Proteins of Rat Liver. N. L. R. Bucher and I. D. Frantz, Jr. *Cancer Research* 10, 207(1950).
- Q 790 Turnover Rates of Phosphate and Fatty Acid Moieties of Plasma Phospholipides. E. O. Weinman, I. L. Chaikoff, C. Entenman, and W. G. Dauben. *J. Biol. Chem.* 187, 643-9(1950).
- Q 791 Two Blocks in Carbohydrate Utilization in the Liver of the Diabetic Rat. S. S. Chernick and I. L. Chaikoff. *J. Biol. Chem.* 188, 389(1951).
- Q 792 Uptake of Labeled Methionine by Pituitary and Mammary Tissue of C3H Mice. J. B. Melchior and A. H. Goldkamp. *Federation Proc.* 12, 245(1953).
- Q 793 Uptake of P-32 by Cardiac Muscle *in Vitro*. J. B. Marsh, G. G. Casten, and H. F. Elliot. *Am. J. Physiol.* 173, 297(1953).
- Q 794 Uptake of S-35 by Human Bone Marrow Cells *in Vitro*. L. G. Lajtha, F. Ellis and R. Oliver. *Brit. J. Cancer* 7, 401(1953).
- Q 795 Uricolysis in Normal Man. J. B. Wyngaarden and S. DeWitt, Jr. *J. Biol. Chem.* 203, 9(1953).
- Q 796 Use of Deficient Ration for Chicks in the Bioassay of Gonadotrophic Hormones. J. J. Lane and J. R. Paysinger. *Proc. Soc. Exptl. Biol. Med.* 84, 396-7(1953).
- Q 797 The Use of Esters of Biologically Active Weak Acids in Overcoming Permeability Difficulties.

- H. Beevers, E. P. Goldschmidt and H. Koffler. *Arch. Biochem. and Biophys.* 39, 236-8(1952).
- Q 798 Utilization of C-14-Thymidine for the Synthesis of Desoxyribonucleic Acid. M. Friedkin. *Abstr. Am. Chem. Soc. Meeting*, 6C(1953).
- Q 799 Utilization of Choline and Betaine Methyl in the Guinea Pig. J. Dubnoff. *Arch. Biochem.* 22, 474-5(1949).
- Q 800 Utilization of Formate C-14 for Synthesis of DNA by Human Bone Marrow Cells *in Vitro*. L. G. Lajtha. *Nature* 174, 1013(1954).
- Q 801 Utilization of Purine and Pyrimidine Compounds in Nucleic Acid Synthesis by *Escherichia coli*. E. T. Bolton and A. M. Reynard. *Biochim. et Biophys. Acta* 13(1954).
- Q 802 Utilization of Purines for Nucleic Acid Synthesis in Chryomonads and Other Organisms. L. Hamilton. *Ann. N. Y. Acad. Sci.* 56, 961-8 (1953).
- Q 803 The Utilization of Sulfate Sulfur for the Synthesis of Taurine in the Developing Chick Embryo. L. J. Machlin, P. B. Pearson, and C. A. Denton. *J. Biol. Chem.* 212, 469(1955).
- Q 804 *In Vitro* Conversion of Thyroxine to Triiodothyronine by Kidney Slices. E. C. Albright, F. C. Larson, and R. R. Trust. *Proc. Soc. Exptl. Biol. Med.* 86, 137(1954).
- Q 805 The *in Vitro* Effects of Thyrotrophin on the Collection and Binding of Iodine by Thyroid slices. J. L. Bakke and N. Lawrence. *Clin. Research Proc.* 2, 143(1954).
- Q 806 The *in Vitro* Exchange of Phospholipid Phosphorus between Lipoproteins. H. A. Eder, J. Brogden and E. Boyle. *Circulation* 10, 603 (1954).
- Q 807 *In Vitro* CO₂ Fixation into Succinate. L. M. Marshall and F. Friedberg. *Biochim. et Biophys. Acta* 13, 61(1954).
- Q 808 *In Vitro* Incorporation of 1-C-14-DL-alanine into Proteins of Rat-liver Granular Fractions. P. Siekevitz and P. C. Zamecnik. *Federation Proc.* 10(1951).
- Q 809 *In Vitro* Incorporation of Leucine into the Proteins of *Micrococcus lysodeikticus*. R. L. Lester. *J. Am. Chem. Soc.* 75, 5448(1953).
- Q 810 *In Vitro* Measurement of Potassium Turnover in Rat Skeletal Muscle. D. R. H. Gourley. *Virginia J. Sci.* 5, 317(1954).
- Q 811 *In Vitro* Protein Synthesis and Turnover in Mouse Tissues. R. J. Winzler. *Texas Rpts. Biol. and Med.* 10, 265(1952).
- Q 812 The *in Vitro* Stimulation of Phospholipid Synthesis by Choline in Choline Deficient Dog Liver Slices. N. R. DiLuzio and D. B. Zilvermit. *J. Biol. Chem.* 205, 867(1953).
- Q 813 An *in Vitro* Study of Thyroid Metabolism. A New Thyrotrophin Assay. The Non-equivalence of all Thyroidal Inorganic Iodine. J. L. Bakke and N. Lawrence. *Clin. Research Proc.* 2, 85(1954).
- Q 814 *In Vitro* Uptake of Radiomethionine in Normal Tissue and Carcinoma. L. Van Middlesworth. *Federation Proc.* 10(1951).
- Q 815 *In Vitro* Utilization of 2-C-14-Uracil and Thiouracil. R. J. Rutman, A. Cantarow and K. E. Paschkis. *Federation Proc.* 12, 122(1953).
- Q 816 *In Vivo* Appearance of C-14 Glycine in Tissue Proteins. L. M. Marshall and F. Friedberg. *Endocrinology* 48, 113(1951).
- Q 817 The *in Vivo* Conversion of Glutamic Acid into Proline and Arginine. H. J. Sallach, R. E. Koeppe, and W. C. Rose. *J. Am. Chem. Soc.* 73, 4500(1951).
- Q 818 An Action of ACTH on Adrenal Slices. R. Haynes, K. Savard, and R. I. Dorfman. *Sci.* 116, 690(1952). *Chem. Abstr.* 47, 3443(1953).
- Q 819 Adrenal Conversion of C-14 Labeled Cholesterol and Acetate to Adrenal Cortical Hormones. A. Zaffaroni, O. Hechter, and G. Pincus. *J. Am. Chem. Soc.* 73, 1390(1951).
- Q 820 Androgen Biosynthesis in Testicular Tissue (*in Vivo*). K. Savard and R. I. Dorfman. *Canadian Physiol. Soc. Ann. Meeting* (Toronto) (1954).
- Q 821 Biogenesis of Adrenal Cortical Hormones. O. Hechter. *Ciba, Foundation Colloq. Endocrinol.* 7, 161(1953).
- Q 822 Conversion of C-14-Labeled Acetate and Cholesterol to Adrenocortical Hormones by Perfused Adrenal Glands. A. Zaffaroni, O. Hechter, and G. Pincus. *Federation Proc.* 10(1951).
- Q 823 The Conversion of Cholesterol to Pregnenolone in Bovine Adrenal Homogenates. N. Saba, O. Hechter, and D. Stone. *J. Am. Chem. Soc.* 76, 3862(1954).
- Q 824 The Conversion of Deutero-N-15 Tryptophan to Quinolinic Acid by the Rat. R. W. Schayer and L. M. Henderson. *J. Biol. Chem.* 195, 657(1952).
- Q 825 Corticosteroid Metabolism in Isolated Perfused Rat Livers. O. Hechter. *Ciba Foundation Colloq. Endocrinol.* 7, 272(1953).
- Q 826 Determination of Histamine as an Isotopic Derivative. R. W. Schayer, Y. Kobayashi, and R. L. Smiley. *J. Biol. Chem.* 212, 593(1955).
- Q 827 The Effect of ACTH upon Steroidogenesis by the Isolated Perfused Adrenal Gland. G. Pincus, O. Hechter, and A. Zaffaroni. *Proc. 2nd. Clin. ACTH Conf.* 1, 40(1950).
- Q 828 The Genesis of the Adrenocortical Secretion. O. Hechter and G. Pincus. *Physiol. Revs.* 34, 459(1954).
- Q 829 Influence of ACTH on Progesterone Transformation to Corticosteroid in Perfused Bovine Adrenals. D. Stone, E. Gobeil, M. Feinstein, and O. Hechter. *Federation Proc.* 12, 139(1953).
- Q 830 Irradiation and Adrenal Steroidogenesis Transformations by Irradiated Isolated Perfused Calf Adrenals. G. Rosenfeld, F. Ungar, R. I. Dorfman, and G. Pincus. *Endocrinology* 56, 24(1955).

- Q 831 On the Mechanism of the C-11-Hydroxylation of Steroids. M. Hayano and R. I. Dorfman. *J. Biol. Chem.* 211, 227(1954).
- Q 832 On the Metabolism of Glycylglycine. H. D. Hoberman and D. Stone. *J. Biol. Chem.* 149, 383(1952).
- Q 833 Steroidogenesis by Isolated ACTH-Stimulated Calf Adrenal Glands Irradiated During Perfusion. G. Rosenfeld, F. Ungar, R. I. Dorfman, and G. Pincus. *Federation Proc.* 13, No. 1, 399(1954).
- Q 834 Studies on ACTH Action in Perfused Bovine Adrenals. The Site of Action of ACTH in Corticosteroid Oogenesis. D. Stone and O. Hechter. *Arch. Biochem. and Biophys.* 51, 1457(1954).
- Q 835 Studies on Protein Synthesis *in Vitro*. V. The Effect of Diet and Fasting on the Incorporation of Methionine-S-35 into Liver Proteins. J. Rutman, R. J. Rutman and H. Tarver. *J. Biol. Chem.* 212, 95-103(1955).
- Q 836 Action de la L-diaminoacide-déshydrogénase du foie de Dindon sur la L-Lysine radioactive. P. Boulanger et R. Osteux. *Compt. rend.* 238, 406(1954).
- Q 837 Les destinées de la Lysine dans les règnes animal et végétal. P. Boulanger et R. Osteux. *Compt. rend.* 239, 458(1954).
- Q 838 Métabolisme de l'hémoglobine dans le globule rouge circulant étudié par l'emploi combiné du fer radioactif et de la séroagglutination différentielle. J. C. Dreyfus, J. Dausset, G. Schapira, et J. Kurh. *Compt. rend. soc. biol.* 148, 199(1954).
- Q 839 Recherches sur la biochimie de l'hémoglobine à l'aide du fer radioactif. V-Biosynthèse des hémoglobines "*in Vitro*". J. Kruh, J. C. Dreyfus et G. Schapira. *Bull. soc. chim. biol.* 35, 1181(1953).
- Q 840 Recherches sur la biochimie de l'hémoglobine à l'aide du fer radioactif. I—Fractionnement des Hémoglobines de lapin adulte par dénaturation alcaline. G. Schapira, J. C. Dreyfus et J. Kruh. *Bull. soc. chim. biol.* 33, 812(1951).
- Q 841 Recherches sur la biochimie de l'hémoglobine à l'aide du fer radioactif. II—Fractionnement des hémoglobines de lapin adulte par électrophorèse. G. Schapira, J. Kruh, A. Bussard, et J. C. Dreyfus. *Bull. soc. chim. biol.* 33, 822(1951).
- Q 842 Recherches sur la biochimie du fer musculaire. IX—Métabolisme du fer musculaire au cours de l'Atrophie musculaire par section nerveuse étudié à l'aide du fer radioactif. J. C. Dreyfus et G. Schapira. *Bull. soc. chim. biol.* 34, 518(1952).
- Q 843 Recherches sur la biochimie du fer musculaire. VII—La biogenèse des "fer non héminiques" musculaires étudiée à l'aide du fer radioactif. J. C. Dreyfus et G. Schapira. *Bull. soc. chim. biol.* 33, 272(1951).
- Q 844 Recherches sur la biochimie du fer musculaire. VI—Nature des "Fers non héminiques" musculaires. Utilisation du fer radioactif dans l'étude de leurs rapports avec la myosine. G. Schapira et J. C. Dreyfus. *Bull. soc. chim. biol.* 33, 265(1951).
- Q 845 Recherches sur la biochimie du fer musculaire. VIII—Etude de la fatigue à l'aide du fer radioactif. G. Schapira et J. C. Dreyfus. *Bull. soc. chim. biol.* 34, 514(1952).
- Q 846 Recherches sur la biochimie du fer musculaire. X—Etude de nécrose ischémique musculaire à l'aide du fer radioactif. G. Schapira et J. C. Dreyfus. *Bull. soc. chim. biol.* 34, 522(1952).
- Q 847 Enzymatic Synthesis of α -Acetolactate from Pyruvate. Y. Kobayashi and G. Kalnitsky. *Federation Proc.* 13, No. 1, 243(1954).
- Q 848 On the Action of Pancreatic Lipase on Triglycerides *in Vitro*. B. Borgstrom. *Acta Physiol. Scand.*, No. 25, 328(1952).
- Q 849 Amino Acid Formation from C-14-Labelled Glucose in Cultures of Fibroblasts from Embryonic Chicken Heart Tissue. A. Fischer, G. Fischer, C. Landschurz, G. Ehrensvar, M. Rafelson and R. Stjernholm. *Acta Physiol. Scand.* 27, 247-54(1952).
- Q 850 Application of the Isolated Rat Liver Preparation to the Study of the Mechanism of Bile Secretion. R. W. Brauer and R. J. Holloway, et al. 19th. *Intern. Physiol. Congr. Montreal*, Sept.(1953).
- Q 851 Aspartic Acid as a Precursor for Ribonucleic Acid Pyrimidines. U. Langerquist, P. Reichard, and G. Ehrensvar. *Acta Chem. Scand.* 5, 1212-13(1951).
- Q 852 Assay of L-Phenylalanine as Phenylethylamine after Enzymatic Decarboxylation: Application to Isotope Studies. S. Udenfriend and J. R. Cooper. *J. Biol. Chem.* 203, 953(1953).
- Q 853 Bile Formation in the Isolated Rat Liver—Transfer of K-42 from Perfusate to Bile. G. F. Leong and R. J. Holloway, et al. *Federation Proc.* 13, No. 1, 379-80(1954).
- Q 854 Biosynthesis and Characterization of 11 β -Hydroxytestosterone. L. R. Axelrod and G. Arroyave. *J. Am. Chem. Soc.* 75, 5729(1953).
- Q 855 Biosynthesis of Hemin in Soy Bean Root Nodules. J. E. Richmond and K. Salomon. *Federation Proc.* 13, No. 1, March(1954).
- Q 856 The Burning of CO to CO₂ by Isolated Tissues as Shown by the Use of Radioactive Carbon. R. T. Clark, Jr., J. N. Stannard, and W. O. Fenn. *Am. J. Physiol.* 161, 1(1950).
- Q 857 The Characterization of Four New Metabolites of Adrenocortical Hormones. D. K. Fukushima, N. S. Leeds, H. L. Bradlow, T. H. Kritchevsky, M. B. Stokem, and T. F. Gallagher. *J. Biol. Chem.* 212, 449-60(1955).
- Q 858 Cholesterol and Fatty Acid Synthesis in Biotin Deficient Rats. G. L. Curran. *Proc. Soc. Exptl. Biol. Med.* 75, 496-8(1950).

- Q 859 Cocarboxylase as a Phosphate Carrier. K. H. Kiessling and P. E. Lindahl. *Arkiv Kemi* 4, 17(1952).
- Q 860 A Comparison of D-3 Glyceraldehyde Phosphate Dehydrogenase from Yeast and from Skeletal Muscle. S. F. Velick and S. Udenfriend. *Federation Proc.* 9(1950).
- Q 861 Desoxyribonucleic Acid Complexes of Rare Earths. K. G. Stern and M. A. Steinberg. *Biochim. et Biophys. Acta* 11(1953).
- Q 862 Distribution of Acetic Acid Carbon in High Fatty Acids Synthesized from Acetic Acid by Intact Mouse. W. G. Dauben, E. Hoerger, and J. W. Petersen. *J. Am. Chem. Soc.* 75, 2347-51(1953).
- Q 863 The Dominant Role of the Liver in Plasma Protein Synthesis. A Direct Study of the Isolated Perfused Rat Liver with the Aid of Lysine-2-C-14. L. L. Miller, C. G. Bly, M. L. Watson, and W. F. Bale. *J. Exptl. Med.* 94, 431-53(1951).
- Q 864 The Effect of Adenosine on the Phosphate Exchange in Mammalian Red Blood Cells. T. A. J. Pranker and K. I. Altman. *Biochim. et Biophys. Acta* 15, 158-9(1954).
- Q 865 The Experimental Study of Thyroid Metabolism with Radioactive Iodine. J. Gross and R. V. Pitt-Rivers. *Brit. Med. Bull.* 8, 136(1952).
- Q 866 Extrahepatic Formation of Plasma Phospholipids in Rats. V. Claassen, R. J. Vogels and B. Wostmann. *Acta Physiol. Pharmacol. Neerl.* 2, 553-9(1951-2).
- Q 687 The Formation of Tyrosine in *Escherichia coli* and *Neurospora crassa*, Grown on Isotope-Labelled Acetate as the Sole Source of Carbon. G. Ehrensvar and L. Reio. *Arkiv Kemi* 5, 229-34(1953).
- Q 868 The Formation of Tyrosine in *Rhodospirillum rubrum* Grown on Acetate and Carbon Dioxide, Isotope Labelled, Under Anaerobic Condition. G. Ehrensvar and L. Reio. *Arkiv Kemi* 5, 327-32(1953).
- Q 869 Hemin Synthesis in Spleen Homogenates. K. I. Altman and K. Salomon. *Science* 3, 117-8(1950).
- Q 870 The Identification of 3:5:3' L-Triiodothyronine in Human Plasma. J. Gross and R. V. Pitt-Rivers. *Lancet* 1, 439(1952).
- Q 871 The Incorporation of Isotopic Formate into the Thymine of Bone Marrow Desoxyribonucleic Acid *in Vitro*. J. R. Totter. *J. Am. Chem. Soc.* 76, 2196(1954).
- Q 872 The Incorporation of Radioactive Iron in Human Foodstuffs. J. A. E. Halkett and J. F. Ross. *Clin. Research Proc.* 2, 30(1954).
- Q 873 An Independent Synthesis of Phospholipids in the Femur and Tibia of White Rats. V. Claassen, R. J. Vogels, and B. Wostmann. *Nature* 169, 191(1952).
- Q 874 Isotope Distribution in Amino Acids from Regenerating Rat Liver after Administration of Labelled Acetate. G. Hogstrom. *Acta Chem Scand.* 7, 45-50(1953).
- Q 875 The Localization of Radiosulfate in Bone Tissue. B. Engfeldt, A. Engstrom, and H. Bostrom. *Exptl. Cell Research* 6, 251-3(1954).
- Q 876 Mechanism of Bile Formation in the Isolated Perfused Liver. I. Origin of the Major Inorganic Constituents of Bile. G. F. Leong and R. W. Brauer, et al. *Federation Proc.* 11, 368-69(1952).
- Q 877 The Metabolic Relation between Thionine and Adenine Thiomethylriboside in Yeast. R. L. Smith and F. Schlenk. *Arch. Biochem. Biophys.* 38, 167(1952).
- Q 878 Microbiological Degradation of Cholesterol. T. C. Stadtman and A. Cherkes. *Federation Proc.* 11, 291(1952).
- Q 879 The Nature of the Circulating Thyroid Hormone—Plasma Protein Complex. A. H. Gordon J. Gross, D. O'Connor, and R. V. Pitt-Rivers. *Nature* 169, 19(1952).
- Q 880 The Net Enzymatic Synthesis of Acetyl Coenzyme A. E. R. Stadtman. *J. Biol. Chem.* 196, 535(1952).
- Q 881 Non-Enzymatic Formation of a Melanin-like Substance from D1-Tyrosine-2-C14 in the Presence of Polyphenols and Quinones. H. Kamin, M. A. Koon, and P. Handler. *Federation Proc.* 14, 233(1955).
- Q 882 A Note on the Synthesis of Cholesterol in the Animal Organism. B. Borgstrom. *Acta Chem. Scand.*, No. 5, 1190(1951).
- Q 883 A Note on the Synthesis of Fatty Acids in Bone Marrow Homogenates as Affected by X-Radiation. K. I. Altman, J. E. Richmond, and K. Salomon. *Biochim. et Biophys. Acta* 7, 460-5(1951).
- Q 884 The Presence of 5-Hydroxytryptamine in the Venom of *Bufo marinus*. S. Udenfriend, C. T. Clark, and E. Titus. *Experientia* 8, 379(1952).
- Q 885 Stimulation by 2,4-Dinitrophenol, 2,3-Dihydroxyphenylalanine and Homogentistic Acid of Uptake of Radioactivity from DL-Tyrosine-2-C-14 by Rat Liver Protein *in Vitro*. H. Kamin, M. A. Koon, and P. Handler. *Federation Proc.* 13, 791(1954).
- Q 886 Studies on the Biosynthesis of Chlorophyll. K. Salomon, K. I. Altman, and R. D. Rosa. *Federation Proc.* 9(1950).
- Q 887 Synthesis of Mucosa and Lymph Phospholipide During Fat Absorption. R. Reiser and J. W. Dieckert. *Proc. Soc. Exptl. Biol. Med.* 87, 622-26(1954).
- Q 888 3:5:3'-Triiodothyronine. I. Isolation from Thyroid Gland and Synthesis. J. Gross and R. V. Pitt-Rivers. *Biochem. J.* 53, 645(1953).
- Q 889 Turnover Rates During Formation of Proteins and Polynucleotides in Regenerating Tissues. P. Reichard, S. Aquist, B. Thorell and G. Ehrensvar. *Acta Chem. Scand.* 5, 431-44(1951).

- Q 890 Ueber die Biosynthese der Poly-D-glutaminsäure von *Bacillus subtilis*. I. Die Umwandlung von L-Asparaginsäure in den D-Glutaminsäure-Baustein (Untersuchungen in Beziehung zu Eiweiss-Problemen III). F. Kogl, P. Emmelot und D. H. W. den Boer. *Justus Liebig's Annalen der chemie* 589, No. 1, 1-14(1954).
- Q 891 Ueber die Biosynthese der Poly-D-glutaminsäure von *Bacillus subtilis*. II. Die Umsetzung der L-Glutaminsäure in den D-Glutaminsäure-Baustein (Untersuchungen in Beziehung zu Eiweiss-Problemen IV). F. Kogl, P. Emmelot und D. H. W. den Boer. *Justus Liebig's Annalen der chemie* 589, No. 1, 15-25(1954).
- Q 892 Unidentified Iodine-Containing Compounds in Human Plasma, in Addition to Thyroxine and Iodide. J. Gross and R. V. Pitt-Rivers. *Lancet* 2, 766(1951).
- Q 893 Uptake of Labelled Sulphate by Experimental Skin Tumors in the Rat and the Mouse. H. Bostrom, U. Friberg, E. Odeblad, and N. Ringertz. *Acta Pathol. et Microbiol.* 35, No. 1 (1954).
- Q 894 The Uptake of ³²P in the Femur of Growing Rachitic and Normal Rats as Compared with the Uptake in the Total Skeleton. V. Clasasen and B. S. J. Wostmann. *Biochem. et Biophysica Acta* 10, 625-6(1953).
- Q 895 Uptake of Radioactive Iron Fe⁵⁹ by Nucleated Red Cells *in Vitro*. C. F. Baxter, E. H. Belcher, E. B. Harriss, and L. F. Lamberton. *Brit. J. Haematol.* 1, No. 1(1955).

Biosynthesis of Labeled Compounds

- R 1 Acetoacetate Conversion to Fatty Acids in Liver: The Role of Insulin and the Nutritional State of the Animal. R. W. Chen, D. D. Chapman and I. L. Chaikoff. *J. Biol. Chem.* 205, 383-93(1953).
- R 2 Acetoacetate Formation in Liver. I. From Palmitic Acid-1-C-14, 5-C-14, and 11-C-14. I. L. Chaikoff, D. S. Goldman, G. W. Brown, Jr., W. G. Dauben, and M. Gee. *J. Biol. Chem.* 190, 229-40(1951).
- R 3 The Action of Branching Enzymes on Outer Chains of Glycogen. J. Larner. *J. Biol. Chem.* 202, 491-503(1953).
- R 4 Adenosinetriphosphate Formation in the Oxidation of Succinic Acid by Bacteria. D. F. Hersey and S. J. Aji. *J. Biol. Chem.* 191, 113-21(1951).
- R 5 Amino Acid Biosynthesis in *Escherichia coli*: Isotopic Competition with C-14-Glucose. P. H. Abelson. *J. Biol. Chem.* 206, 335-43(1954).
- R 6 α -Aminoazipic Acid as a Precursor to Lysine in *Neurospora*. E. Windsor. *J. Biol. Chem.* 192, 607-9(1951).
- R 7 δ -Aminolevulinic Acid, its Role in the Biosynthesis of Porphyrins and Purines. D. Shemin and C. S. Russell. *J. Am. Chem. Soc.* 75, 4873-4(1953).
- R 8 Applications of Radioactive Tracer Substances in Pharmacology. F. E. Kelsey, R. W. Manthei, and E. M. K. Geiting. *Kunstliche Radioaktive Isotope in Physiologie Diagnostik und Therapi.* 605-18(1953).
- R 9 Asymmetric Labeling of Acetoacetate by Enzymatic Acetyl Exchange with Acetyl Coenzyme A-5. H. Beinert, and P. G. Stansly. *J. Biol. Chem.* 204, 67-76(1953).
- R 10 Biogenesis of Histamine. R. W. Schayer. *J. Biol. Chem.* 199, 245-50(1952).
- R 11 Biological Synthesis of Cholesterol. K. Bloch. *Proc. Fourth Research Conf., Sponsored by the Council on Research of the American Meat Institute at the University of Chicago.* 5-7(1952).
- R 12 Biological Syntheses of Radioisotope-Labeled Compounds. N. H. Woodruff and E. Fowler. *Nucleonics* 7, No. 2, 26-41(1950).
- R 13 Biosynthesis of Aldolase and Glyceraldehyde-3-Phosphate Dehydrogenase. M. V. Simpson and S. F. Velick. *Federation Proc.* 12, 268(1953).
- R 14 The Biosynthesis of Arginine by *Torulopsis utilis*. M. Strassman and S. Weinhouse. *J. Am. Chem. Soc.* 74, 1726(1952).
- R 15 The Biosynthesis of C-14-Amino Acids with *Chlorella*. L. Schieler, L. E. McClare, and M. S. Dunn. *J. Biol. Chem.* 203, 1039-44(1953).
- R 16 Biosynthesis of C-14-Labeled Benzylpenicillin. O. K. Sebek. *Proc. Soc. Exptl. Biol. Med.* 84, 170-2(1953).
- R 17 The Biosynthesis of Carbon-14-Labeled Compounds. I. The Chromatographic Separation of Glucose and Fructose. G. R. Noggle and R. A. Bolomey. *Plant Physiol.* 26, 174-81(1951).
- R 18 The Biosynthesis of Carbon 14 Labeled Compounds. II. The Chromatographic Separation of the Monosaccharides, Disaccharides, and Trisaccharides from Plant Extracts. G. R. Noggle and M. E. Schumacher. *Plant Physiol.* 27, 422-6(1952).
- R 19 The Biosynthesis of Carbon 14-Labeled Compounds. III. The Separation and Isolation of Sugars by Ion-Exchange Chromatography. G. R. Noggle and L. P. Zill. *Plant Physiol.* 28, 731-5(1953).
- R 20 A Biosynthesis of C-14-Labeled Glycogen. C. C. Hassett, W. H. Summerson and F. Solomon. *Nucleonics* 12, No. 4, 59-60(1954).
- R 21 Biosynthesis of C-14-Labeled Protein and Amino Acids with *Rhodospirillum rubrum*. H. Tarver, M. Tabachnick, E. S. Cancellakis, D. Fraser and H. A. Barker. *Arch. Biochem. and Biophys.* 41, 1-8(1952).

- R 22 Biosynthesis of C-14-Specifically Labeled Cellulose by *Acetobacter xylinum*. I. From D-Glucose-1-C-14 with and without Ethanol. F. W. Minor, G. A. Greathouse, H. G. Shirk, A. M. Schwartz, and M. Harris. *J. Am. Chem. Soc.* 76, 1658-61(1954).
- R 23 Biosynthesis of Carnosine and Anserine in the Chick. P. Martignoni and T. Winnick. *Federation Proc.* 13, No. 1. 259-60(1954).
- R 24 The Biosynthesis of Chlorophyll as Studied with Labeled Glycine and Acetic Acid. R. J. D. Rosa, K. I. Altman, and K. Salomon. *J. Biol. Chem.* 202, 771-9(1953).
- R 25 Biosynthesis of Cholesterol. Factors Regulating Biosynthesis of Cholesterol-Like Substances in Isolated Whole Livers. N. T. Werthessen and E. Schwenk. *Am. J. Physiol.* 171, 55-61 (1952).
- R 26 The Biosynthesis of Cholesterol from Acetate. J. W. Cornforth, G. D. Hunter and G. Popjak. *Arch. Biochem. and Biophys.* 42, 481-2(1953).
- R 27 Biosynthesis of Cholesterol from Isobutyrate. D. Kritchevsky and I. Gray. *Experientia* 7, 183(1951).
- R 28 Biosynthesis of Cholesterol from Isotopic Acetate in Rat Liver. M. Blecher. *Federation Proc.* 13, No. 1, 184(1954).
- R 29 Biosynthesis of Cholesterol and β -Hydroxy- β Methylglutaric Acid by Extracts of Liver. J. L. Rabinowitz and S. Gurin. *J. Biol. Chem.* 208, 307-13(1954).
- R 30 Biosynthesis of Citric Acid. S. F. Carson, E. H. Mosbach, and E. F. Phares. *J. Bacteriol.* 62, 235-8(1951).
- R 31 Biosynthesis of D-Glucosamine. S. V. Rieder. *Federation Proc.* 12, 258(1953).
- R 32 Biosynthesis of Dicarboxylic Acids by Carbon Dioxide Fixation. V. Further Study of the "Malic" Enzyme of *Lactobacillus arabinosus*. S. Kaufman, S. Korke and A. Del Campillo. *J. Biol. Chem.* 192, 301-12(1951).
- R 33 Biosynthesis of Dicarboxylic Acids by Carbon Dioxide Fixation. VII. Equilibrium of "Malic" Enzyme Reaction. I. Harary, S. R. Korey, and S. Ochoa. *J. Biol. Chem.* 203, 595-604(1953).
- R 34 The Biosynthesis of Ergosterol from Isotopic Acetate. D. J. Hanahan and S. J. Wakil. *Arch. Biochem. and Biophys.* 37, 167-71(1952).
- R 35 Biosynthesis of Fatty Acids by Cell-Free or Water-Soluble Enzyme Systems. R. O. Brady and S. Gurin. *J. Biol. Chem.* 199, 421-31(1952).
- R 36 The Biosynthesis of Glucuronic Acid from 1-C-14-Glucose. F. Eisenberg, Jr., and S. Gurin. *J. Biol. Chem.* 195, 317-25(1952).
- R 37 Biosynthesis of Glycine, Serine and Threonine in Yeast. C. H. Wang, B. E. Christensen, and V. H. Cheldelin. *Federation Proc.* 13, No. 1, 482(1954).
- R 38 Biosynthesis of Guanine from Adenine Compounds in Soluble Extracts of Bone Marrow. R. Abrams and M. Bentley. *Federation Proc.* 13, No. 1, 172(1954).
- R 39 Biosynthesis of Histidine from Radioactive Acetate and Glucose. L. Levy and M. J. Coon. *J. Biol. Chem.* 208, 691-700(1954).
- R 40 Biosynthesis of Hyaluronic Acid by Group A *Streptococcus*. S. Roseman, J. Ludowieg, F. E. Moses, and A. Dorfman. *Federation Proc.* 12, 260(1953).
- R 41 The Biosynthesis of Hyaluronic Acid by Group A *Streptococcus*. I. Utilization of 1-C-14-Glucose. S. Roseman, F. E. Moses, J. Ludowieg, and A. Dorfman. *J. Biol. Chem.* 203, 213-25(1953).
- R 42 The Biosynthesis of Hyaluronic Acid by Group A *Streptococcus*. II. Origin of the Glucuronic Acid. S. Roseman, J. Ludowieg, F. E. Moses, and A. Dorfman. *J. Biol. Chem.* 206, 665-9(1954).
- R 43 Biosynthesis and Isolation of Carbon 14-Labeled Digitoxin. G. T. Okita, F. E. Kelsey, E. J. Walaszek, and E. M. K. Geiling. *J. Pharmacol. Exptl. Therap.* 110, 244-50(1954).
- R 44 Biosynthesis and Isolation of Radioactive Colchicine. E. J. Walaszek, F. E. Kelsey, and E. M. K. Geiling. *Science* 116, 225-7(1952).
- R 45 Biosynthesis and Metabolism of Some Radioactive *Veratrum viride* Alkaloids. A. Pircio and E. M. K. Geiling. *J. Am. Pharm. Assoc.* 41, 552-4(1952).
- R 46 Biosynthesis of Nucleic Acids in Embryonic Chick Heart Tissue Cultures. K. H. Lu and T. Winnick. *Federation Proc.* 13, No. 1, 255-6(1954).
- R 47 On the Biosynthesis of Nucleic Acids in the Livers of Adult Mice. J. R. Fresco and A. Marshak. *J. Biol. Chem.* 205, 585-95(1953).
- R 48 Biosynthesis of Nucleic Acids in the Mammal. G. B. Brown. *Federation Proc.* 9, 517-23(1950).
- R 49 Biosynthesis of Nucleic Acids Studied in Unicellular Systems. L. Hamilton, G. B. Brown, and C. C. Stock. *J. Clin. Invest.* 31, 636(1952).
- R 50 Biosynthesis of Penicillin in the Presence of C-14. E. Martin, J. Berky, C. Godzesky, P. Miller, J. Tome, and R. W. Stone. *J. Biol. Chem.* 203, 239-50(1953).
- R 51 Biosynthesis of Penicillin. I. Role of Phenylacetic Acid. M. Gordon, S. C. Pan, A. Virgona and P. Numerof. *Science* 118, 43(1953).
- R 52 Biosynthesis and Pharmacology of Radioactive Digitalis and Other Medicinally Important Drugs. E. M. K. Geiling. *Med. Ann. Dist. Columbia* 20, 197-202(1951).
- R 53 On the Biosynthesis of Purines in the Bird; Role of Formate. W. H. Marsh. *J. Biol. Chem.* 190, 633-41(1951).
- R 54 Biosynthesis of Purines and Pyrimidines. J. M. Buchanan and D. W. Wilson. *Federation Proc.* 12, 646-50(1953).

- R 55 Biosynthesis of Pyrimidines. C. Cooper and D. W. Wilson. *Federation Proc.* 13, No. 1, 194(1954).
- R 56 The Biosynthesis of Radioactive Fufagin. J. Doull, K. P. Dubois, and E. M. K. Geiling. *Arch. Intern. Pharmacodynamie* 84, 454-64(1951).
- R 57 The Biosynthesis of Radioactive Long-Chain Fatty Acids by Homogenized Pigeon Liver Tissue. R. O. Brady and S. Gurin. *Arch. Biochem. and Biophys.* 34, 221-2(1951).
- R 58 Biosynthesis of Radioactive Nicotine. A. Ganz, F. E. Kelsey, and E. M. K. Geiling. *Botan. Gaz.* 113, 195-203(1951).
- R 59 Biosynthesis of Radioactive Pyrethrins Using C-14O₂. J. P. Pellegrini, Jr., A. C. Miller, and R. V. Sharpless. *J. Econ. Entomol.* 45, 532-6(1952).
- R 60 The Biosynthesis of Radioactive Senecioic Acid (P-Methylecrotonic Acid) in Particle-free Extracts of Rat Liver. J. L. Rabinowitz, *J. Am. Chem. Soc.* 76, 3037-8(1954).
- R 61 Biosynthesis of Radioactive Sugars Using Cantaloupe Leaves. A. N. Wick, M. E. Blackwell, and N. Hillyard. *Arch. Biochem. and Biophys.* 32, 274-7(1951).
- R 62 Biosynthesis of Radioactive Testosterone in Vitro. R. O. Brady. *J. Biol. Chem.* 193, 145-8(1951).
- R 63 Biosynthesis of Riboflavin. I. Incorporation of C-14-Labeled Compounds into Rings B and C. G. W. E. Plaut. *J. Biol. Chem.* 208, 513-20(1954).
- R 64 On the Biosynthesis of Ribonucleic Acid Purines and Their Interconversion in Yeast. S. E. Kerr and F. Chernigoy. *J. Biol. Chem.* 200, 887-94(1953).
- R 65 Biosynthesis of Rubber. J. Bonner, M. W. Parker, and J. C. Montermoso. *Science* 120, 549-51(1954).
- R 66 Biosynthesis of Serine. N. Alexander and D. M. Greenberg. *Federation Proc.* 13, No. 1, 173-4(1954).
- R 67 Biosynthesis of Serine. S. Deodhar and W. Sakami. *Federation Proc.* 12, 195-6(1953).
- R 68 Biosynthesis of Seventeen Amino Acids Labeled with C-14. I. D. Frantz, Jr., H. Feigelman, A. S. Werner and M. P. Smythe. *J. Biol. Chem.* 195, 423-8(1952).
- R 69 The Biosynthesis of Squalene. R. G. Langdon and K. Block. *J. Biol. Chem.* 200, 129-34(1953).
- R 70 The Biosynthesis of Squalene from Acetate in Man. M. L. Eidinoff, R. S. Rosenfeld, J. E. Knoll, B. J. Marano, and L. Hellman. *J. Clin. Invest.* 33, 333-6(1954).
- R 71 The Biosynthesis of A Streptococcal Capsular Polysaccharide. Y. J. Topper and M. M. Lipton. *J. Biol. Chem.* 203, 135-42(1953).
- R 72 Biosynthesis of the Aromatic and Ribityl Portions of Riboflavin. G. W. E. Plaut and P. L. Broberg. *Federation Proc.* 13, No. 1, 274(1954).
- R 73 Biosynthesis of the C-14-Labeled Form of Dextran. N. J. Scully, H. E. Stavely, J. Skok, A. R. Stanley, J. K. Dale, J. T. Craig, E. B. Hodge, W. Chorney, R. Watanabe, and R. Baldwin. *Science* 116, 87-9(1952).
- R 74 Biosynthesis of the Purines. I. Hypoxanthine Formation in Pigeon Liver Homogenates and Extracts. M. P. Schulman, J. C. Sonne, and J. M. Buchanan. *J. Biol. Chem.* 196, 499-512(1952).
- R 75 Biosynthesis of the Purines. II. Metabolism of 4-Amino-5-Imidazolecarboxamide in Pigeon Liver. M. P. Schulman and J. M. Buchanan. *J. Biol. Chem.* 196, 513-26(1952).
- R 76 Biosynthesis of the Purines. III. Reactions of Formate and Inosinic Acid and an Effect of the Citrovorum Factor. J. M. Buchanan and M. P. Schulman. *J. Biol. Chem.* 202, 241-52(1953).
- R 77 Biosynthesis of the Purines. IV. The Metabolism of 4-Amino-5-Imidazolecarboxamide in Yeast. W. J. Williams and J. M. Buchanan. *J. Biol. Chem.* 202, 253-62(1953).
- R 78 Biosynthesis of the Purines. V. Conversion of Hypoxanthine to Inosinic Acid by Liver Enzymes. W. J. Williams and J. M. Buchanan. *J. Biol. Chem.* 203, 583-93(1953).
- R 79 Biosynthesis of Tyrosine from Glucose via Shikimic Acid. P. R. Srinivasan, M. Sprecher, and D. B. Sprinson. *Federation Proc.* 13, No. 1, 302-3(1954).
- R 80 The Biosynthesis of Valine by *Saccharomyces cerevisiae*. I. R. McManus. *J. Biol. Chem.* 208, 639-44(1954).
- R 81 Biosynthetic Pathways. III. The Biosynthesis of Lysine by *Torulopsis utilis*. M. Strassman and S. Weinhouse. *J. Am. Chem. Soc.* 75, 1680-4(1953).
- R 82 Butyrate Oxidation in the Absence of Inorganic Phosphate by *Clostridium kluyveri*. E. P. Kennedy and H. A. Barker. *J. Biol. Chem.* 191, 419-38(1951).
- R 83 Carbon Dioxide and Acetate Utilization by *Clostridium kluyveri*. I. Influence of Nutritional Conditions on Utilization Patterns. N. Tomlinson and H. A. Barker. *J. Biol. Chem.* 209, 585-95-1954).
- R 84 Carbon Dioxide and Acetate Utilization by *Clostridium kluyveri*. II. Synthesis of Amino Acids. N. Tomlinson. *J. Biol. Chem.* 209, 597-603(1954).
- R 85 Carbon Dioxide and Acetate Utilization by *Clostridium kluyveri*. III. A New Path of Glutamic Acid Synthesis. N. Tomlinson. *J. Biol. Chem.* 209, 605-9(1954).
- R 86 Carbon Dioxide and Ammonia Fixation in the Biosynthesis of Citrulline. S. Grisolia, R. H. Burris, and P. P. Cohen. *J. Biol. Chem.* 191, 203-9(1951).

- R 87 On Carbon Dioxide Fixation *in Vivo*. L. M. Marshall and F. Friedberg. *J. Biol. Chem.* 199, 783-7(1952).
- R 88 C¹⁴-Labeled Colchicine Derivatives. R. F. Raffauf, A. L. Farren, and G. E. Ulyot. *J. Am. Chem. Soc.* 75, 2576-8(1953).
- R 89 Chemical Methods for Estimating the Distribution of C-14 in Biosynthetic Glucuronic Acid. F. Eisenberg, Jr., and S. Gurin. *J. Am. Chem. Soc.* 73, 4440(1951).
- R 90 Cholesterol Biosynthesis in An Adrenal Tumor. L. L. Smith and N. T. Werthessen. *Endocrinology* 53, 506-11(1953).
- R 91 Cholesterol Synthesis By Liver. Effect of Hypophysectomy. G. M. Tomkins, I. L. Chaikoff, and I. L. Bennett. *J. Biol. Chem.* 199, 543-5(1952).
- R 92 Cholesterol Synthesis by Liver. III. Its Regulation by Ingested Cholesterol. G. M. Tomkins, H. Sheppard, and I. L. Chaikoff. *J. Biol. Chem.* 201, 137-41(1953).
- R 93 Cholesterol Synthesis by Liver. IV. Suppression by Steroid Administration. G. M. Tomkins, H. Sheppard, and I. L. Chaikoff. *J. Biol. Chem.* 203, 781-6(1953).
- R 94 Cholesterol Synthesis from Acetate in the Diabetic Liver. S. Hotta and I. L. Chaikoff. *J. Biol. Chem.* 198, 895-9(1952).
- R 95 Cholesterol Synthesis from C-14-Acetate in Man. L. Hellman, R. S. Rosenfeld, and T. F. Gallagher. *J. Clin. Invest.* 33, 142-9(1954).
- R 96 Cholic Acid and Cholesterol: Studies Concerning Possible Intraconversion. S. O. Byers and M. W. Biggs. *Arch. Biochem. and Biophys.* 39, 301-4(1952).
- R 97 Citric Acid Cycle and Porphyrin Synthesis. J. C. Wriston, Jr., L. Lack, and D. Shemin. *Federation Proc.* 12, 294(1953).
- R 98 Cobalt 60 Labeled Vitamin B-12 of High Specific Activity. C. Rosenblum and D. T. Woodbury. *Science* 113, 215(1951).
- R 99 Conversion of C-14-Labeled Acetate to Citric and Malic Acids in the Tomato Fruit. C. H. Wang, E. Hansen, and B. E. Christensen. *Plant Physiol.* 28, 741-5(1953).
- R 100 Conversion of C-14, C-13-Labeled n-Valerate to Rat Liver Glycogen. I. Siegel and V. Lorber. *J. Biol. Chem.* 189, 571-6(1951).
- R 101 Conversion of 1-C-14-Mannose and 1-C-14-Glucose to Liver and Muscle Glycogen in the Intact Rat. M. Cook and V. Lorber. *J. Biol. Chem.* 199, 1-8(1952).
- R 102 The Conversion of Cholesterol and Acetate to Cholic Acid. I. Zabin and W. F. Barker. *J. Biol. Chem.* 205, 633-6(1953).
- R 103 The Conversion of Glucose-6-C-14 to Ascorbic Acid by the Albino Rat. H. H. Horowitz and C. G. King. *J. Biol. Chem.* 200, 125-8(1953).
- R 104 Conversion of α -Ketoglutaric-1, 2-C₂ H₂ Acid to Malic Acid in Pigeon Breast Muscle. E. H. Mosbach, E. F. Phares, and S. F. Carson. *Arch. Biochem. and Biophys.* 37, 449-52(1951).
- R 105 On the Conversion of Palmitic Acid to Stearic Acid in Animal Tissues. I. Zabin. *J. Biol. Chem.* 189, 355-9(1951).
- R 106 The Conversion of Radioactive Acetoacetate to Cholesterol by Surviving Rat Liver Slices. M. Blecher and S. Gurin. *J. Biol. Chem.* 209, 953-62(1954).
- R 107 *De Novo* Synthesis of Hypoxanthine via Inosine-5-Phosphate and Inosine. G. R. Greenberg. *J. Biol. Chem.* 190, 611-31(1951).
- R 108 Determination of Carbon 14 in the Terminal Positions of Sugars: Preparation of D-Arabinose-5-C-14 from D-Fructose-1, 6-C-14. H. L. Frush and H. S. Isbell. *J. Research Natl. Bur. Standards* 51, 167-70(1953).
- R 109 Diamine Oxidase and Cadaverine Metabolism. R. W. Schayer, R. L. Smiley and J. Kennedy. *J. Biol. Chem.* 206, 461-4(1954).
- R 110 Disposition of Biosynthesized Fatty Acids in Normal and Fasted Rats. J. G. Coniglio, C. E. Anderson, and C. S. Robinson. *Am. J. Physiol.* 177, 69-72(1954).
- R 111 Effect of 8-Azaguanine on Purine Utilization by *Tetrahymena geleii*. M. Flavin. *Cancer Research* 12, 261-2(1952).
- R 112 Effect of Cations on Cholesterol Synthesis by Surviving Rat Liver. G. L. Curran and O. L. Clute. *J. Biol. Chem.* 204, 215-9(1953).
- R 113 Effect of pH on Cholesterol Synthesis by Surviving Rat Liver. G. L. Curran. *J. Biol. Chem.* 200, 17-21(1953).
- R 114 The Effect of Some Dietary Additions on the Synthesis of Cholesterol from Acetate *in Vitro*. R. G. Langdon and K. Bloch. *J. Biol. Chem.* 202, 77-81(1953).
- R 115 Effect of Folic Acid and Leucovorin on Synthesis of the Labile Methyl Group from Methanol in the Rat. W. G. Verly, J. M. Kinney, and V. Du Vigneaud. *J. Biol. Chem.* 196, 19-23(1952).
- R 116 Effect of Tetrahydrofolic Acid on Serine Biosynthesis. R. Kisluk and W. Sakami. *Federation Proc.* 13, No. 1, 242(1954).
- R 117 The Effects of a Tryptophan-Histidine Deficiency in a Mutant of *Escherichia coli*. M. K. Sands and R. B. Roberts. *J. Bacteriol.* 63, 505-11(1952).
- R 118 Electrophoresis of Rat Plasma. III. Preparation of S-35-Labeled Albumin. F. Ulrich, C. H. Li, and H. Tarver. *Arch. Biochem. and Biophys.* 50, 421-6(1954).
- R 119 The Enzymatic Conversion of Phenylalanine to Tyrosine. S. Udenfriend and J. R. Cooper. *J. Biol. Chem.* 194, 503-11(1952).
- R 120 Enzymatic Esterification of α -Glycerophosphate by Long Chain Fatty Acids. A. Kornberg and W. E. Pricer, Jr. *J. Biol. Chem.* 204, 345-57(1953).
- R 121 Enzymatic Incorporation of C-14-Bicarbonate into Acetoacetate in the Presence of Various

- Substrates. G. W. E. Plaut and H. A. Lardy. *J. Biol. Chem.* 192, 435-45(1951).
- R 122 Enzymatic Syntheses of Pyrimidine and Purine Nucleotides. I. Formation of 5-Phosphoribosylpyrophosphate. A. Kornberg, I. Lieberman, and E. S. Simms. *J. Am. Chem. Soc.* 76, 2027-8(1954).
- R 123 The Enzymatic Synthesis of Acylcoenzyme A Compounds. E. R. Stadtman. *J. Cellular Comp. Physiol.* 41, Sup. 1, 89-107(1953).
- R 124 Enzymatic Synthesis and Breakdown of a Pyrimidine, Orotic Acid. II. Dihydroorotic Acid, Ureidosuccinic Acid, and 5-Carboxymethylhydantoin. I. Lieberman and A. Kornberg. *J. Biol. Chem.* 207, 911-24(1954).
- R 125 Enzymatic Synthesis of C-14-Thymidine. M. Friedkin. *Federation Proc.* 12, 205(1953).
- R 126 Enzymatic Synthesis of Citric Acid. III. Reversibility and Mechanism. J. R. Stern, B. Shapiro, E. R. Stadtman and S. Ochoa. *J. Biol. Chem.* 193, 703-720(1951).
- R 127 Enzymatic Synthesis of the Enantiomorphs of Ethanol-1-d. F. A. Loewus, F. H. Westheimer, and B. Vennesland. *J. Am. Chem. Soc.* 75, 5018-23(1953).
- R 128 Enzymatic Synthesis of Glutathione. R. B. Johnston and K. Bloch. *J. Biol. Chem.* 188, 221-40(1951).
- R 129 The Enzymatic Synthesis of Oxalacetate from Phosphoryl-Enolpyruvate and Carbon Dioxide. R. S. Bandurski and C. M. Greiner. *J. Biol. Chem.* 204, 781-6(1953).
- R 130 The Estimation of Fatty Acid Synthesis in Rat Liver Slices. G. Medes, M. A. Spirtes, and S. Weinhouse. *J. Biol. Chem.* 205, 401-8(1953).
- R 131 Exchange of Albumin Between Plasma and Lymph. K. Wasserman and H. S. Mayerson. *Am. J. Physiol.* 165, 15-26(1951).
- R 132 Formation of "Acetyl" from Succinate by Rabbit Liver Slices. Y. J. Topper. *Federation Proc.* 12, 280-1(1953).
- R 133 Formation of "Acetyl" from Succinate by Rabbit Liver Slices. Y. J. Topper and D. Stetten, Jr. *J. Biol. Chem.* 209, 63-71(1954).
- R 134 Formation of 5'-Ethylthioadenosine from DL-Ethionine in Yeast. F. Schlenk and J. A. Tillotson. *J. Biol. Chem.* 206, 687-93(1954).
- R 135 Formation of Formaldehyde from Glycerol-C-14 by *Propionibacterium*. F. W. Leaver. *J. Am. Chem. Soc.* 73, 2974-5(1951).
- R 136 Formation of Nucleic Acid Purines from Hypoxanthine and Formate in Bone Marrow Slices. R. Abrams and J. M. Goldinger. *Arch. Biochem. and Biophys.* 35, 243-8(1952).
- R 137 The Formation of Radioactive Cholesterol and Fatty Acids from 14-C-Labeled Acetate by Rat Liver Homogenates. N. L. R. Bucher. *J. Am. Chem. Soc.* 75, 498(1953).
- R 138 Formation and Utilization of γ -Glutamylcysteine in Glutathione Synthesis. J. E. Snoko and K. Bloch. *J. Biol. Chem.* 199, 407-14(1952).
- R 139 A Formylation Cofactor. G. R. Greenberg. *J. Am. Chem. Soc.* 76, 1458-9(1954).
- R 140 Further Studies of the Synthesis of Protein by *Escherichia coli*. J. B. Melchior, O. Klioze, and I. M. Klotz. *J. Biol. Chem.* 189, 411-20(1951).
- R 141 Glucuronic Acid as a Precursor of Ascorbic Acid in the Albino Rat. H. H. Horowitz and C. G. King. *J. Biol. Chem.* 205, 815-21(1953).
- R 142 Glutamic Acid Inhibition of Aspartic Acid Utilization in Threonine Biosynthesis. J. M. Ravel, B. Felsing, and W. Shive. *J. Biol. Chem.* 206, 791-6(1954).
- R 143 S-35-Glutathione Preparation from Yeast and Tracer Studies in Cancerous and Non-Cancerous Rats. G. E. Woodward. *J. Franklin Inst.* 251, 557-62(1951).
- R 144 Hormonal Influence Upon the *in Vitro* Synthesis of Radioactive Fatty Acids. R. O. Brady, F. D. W. Lukeus, and S. Gurin. *Science* 113, 413-5(1951).
- R 145 Hydrolysis Products of Nucleic Acids Labeled with Tritium: Preparation of Biosynthesis. M. L. Eidinoff, H. C. Reilly, J. E. Knoll, and D. H. Marrian. *J. Biol. Chem.* 199, 511-16(1952).
- R 146 The Incorporation of Acetate in Acids of the Citric Acid Cycle by Azotobacter Extracts. R. W. Stone and P. W. Wilson. *J. Biol. Chem.* 196, 221-5(1952).
- R 147 Incorporation of Acetate Carbon into Glucose by Liver Slices from Normal and Alloxan-Diabetic Rats. E. H. Strisower, G. D. Kohler, and I. L. Chaikoff. *J. Biol. Chem.* 198, 115-26(1952).
- R 148 Incorporation of C-14-Amino Acids into Glutathione and Protein Fractions of Normal and Diabetic Rat Tissues. M. E. Krahl. *J. Biol. Chem.* 200, 99-109(1953).
- R 149 Incorporation of C-14 Totally Labeled Nucleosides into Nucleic Acids. I. A. Rose and B. S. Schweigert. *J. Biol. Chem.* 202, 635-45(1953).
- R 150 Incorporation of Carboxy-14-C Acetate into Lactose and Glycerol by the Lactating Goat Udder. G. Popjak, R. F. Glascock, and S. J. Folley. *Biochem. J.* 52, 472(1952).
- R 151 The Incorporation of Exogenous Purines into Pentose Nucleic Acid by *Lactobacillus casei*. M. E. Balis, D. H. Levin, and G. B. Brown. *J. Biol. Chem.* 196, 729-47(1952).
- R 152 The Incorporation of Formate-C-14, Glycine-2-C-14, Adenine-4,6-C-14, and Phosphate-P-32 into Nucleic Acids. A. H. Payne, L. S. Kelly, and H. B. Jones. *Cancer Research* 12, 666-70(1952).
- R 153 Incorporation of Glycine into Nicotine Formed by Tobacco Plants. R. U. Byerrum, R. L. Hamill, and C. D. Ball. *Federation Proc.* 13 No. 1, 188(1954).
- R 154 Incorporation of Glycine-2-C-14 into Protein by Surviving Uteri from α -Estradiol-Treated Rats. G. C. Mueller. *J. Biol. Chem.* 204, 77-90(1953).

- R 155 Incorporation of Glycine-2-C-14 into Proteins and Nucleic Acids of Normal and Neoplastic Rat Tissues. G. A. LePage and C. Heidelberger. *Federation Proc.* 9, 195(1950).
- R 156 Incorporation of Glycine-2-C-14 into Purines of Pentose Nucleic Acid and Desoxyribose Nucleic Acid. C. Heidelberger and G. A. LePage. *Proc. Soc. Exptl. Biol. Med.* 76, 464-5(1951).
- R 157 Incorporation of Glycine Carbon into Yeast Lipides. S. Weinhouse, R. H. Millington, and M. Strassman. *J. Am. Chem. Soc.* 73, 1421-3(1951).
- R 158 The Incorporation of Guanine into Nucleic Acids of Tumor-Bearing Mice. H. G. Mandel and P. E. Carlo. *J. Biol. Chem.* 201, 335-41(1953).
- R 159 Incorporation of Isotopic Formate into the Nucleotides of Ribo- and Desoxyribonucleic Acids. J. R. Totter, E. Volkin, and C. E. Carter. *J. Am. Chem. Soc.* 73, 1521-2(1951).
- R 160 The Incorporation of Isotopic Phosphate in the Mononucleotides of Liver Nucleic Acids. E. Volkin and C. E. Carter. *J. Am. Chem. Soc.* 73, 1519-20(1951).
- R 161 Incorporation of Isotopic Threonine and Valine into The Protein of Rat Liver Particles. S. Kit and D. M. Greenberg. *J. Biol. Chem.* 194, 377-81(1952).
- R 162 Incorporation of Labeled Phosphate into the Lipides of Liver Slices. C. Artom and M. A. Swanson. *J. Biol. Chem.* 193, 473-80(1951).
- R 163 Incorporation of P-32 into Pentose nucleic Acid of Brain Slices. K. P. Strickland and R. J. Rossiter. *Federation Proc.* 12, 276-7(1953).
- R 164 Incorporation of P-32 into the "Phosphoprotein" Fraction of Mammalian Tissue. R. M. Johnson and S. Albert. *J. Biol. Chem.* 200, 335-44(1953).
- R 165 Incorporation of Radioacetate into the Cholesterol of Fetal Rat Liver Homogenates. M. Rabinovitz and D. M. Greenberg. *Arch. Biochem. and Biophys.* 40, 472-4(1952).
- R 166 The Incorporation of Radioactive Orotic Acid into the Nucleic Acid Pyrimidines of Animal and Human Tumors. L. L. Weed. *Cancer Research* 11, 470-3(1951).
- R 167 The Incorporation of Radiocarbon from 4-Amino-5-Imidazolecarboxamide into the Purines of Tumor-Bearing Mice. G. M. Conzelman, Jr., H. G. Mandel, and P. K. Smith. *J. Biol. Chem.* 201, 329-34(1953).
- R 168 Incorporation of Tritium Oxide Into Growing *Chlorella pyrenoidosa* Cells. D. Weinberger and J. W. Porter. *Science* 117, 636-8(1953).
- R 169 The Incorporation *in Vitro* of C-14 into Amino Acids of Control and Virus-Infected Mouse Brain. K. Moldave, R. J. Winzler, and H. E. Pearson. *J. Biol. Chem.* 200, 357-65(1953).
- R 170 Incorporation *in Vitro* of Labeled Amino Acids into Proteins of Rabbit Reticulocytes. H. Borsook, C. L. Deasy, A. J. Haagen-Smit, G. Keighley, and P. H. Lowy. *J. Biol. Chem.* 196, 669-94(1952).
- R 171 Independent Biosynthesis of Different Hemin Chromoproteins-Cytochrome c in Various Tissues. D. L. Drabkin. *Proc. Soc. Exptl. Biol. Med.* 76, 527-30(1951).
- R 172 Insulin and Adrenocorticotropin Labeled with Radio-Iodine. J. W. Ferrebee, B. B. Johnson, J. C. Mithoefer, and J. W. Gardella. *Endocrinology* 48, 277-83(1951).
- R 173 Intramolecular Heterogeneity in Nucleic Acid Biosynthesis. K. Moldave and C. Heidelberger. *J. Am. Chem. Soc.* 76, 679-84(1954).
- R 174 Isolation of C-14-Labeled DPN and TPN by Paper Chromatography from *Lactobacillus plantarum*. I. U. Boone, D. F. Turney, and K. T. Woodward. *Science* 120, 312-4(1954).
- R 175 Isolation of Carbon-14-Labeled Sedoheptulose and other Products from *Sedum spectabile*. N. E. Tolbert and L. P. Zill. *Plant Physiol.* 29, 288-92(1954).
- R 176 Isolation of Chondroitin Sulfate-S-35 from Articular Cartilage of Rats. D. D. Dziewiatkowski. *J. Biol. Chem.* 189, 187-90(1951).
- R 177 Isotopic Acetate and Isovalerate in the Synthesis of Ergosterol by Neurospora. R. C. Ottke, E. L. Tatum, I. Zabin, and K. Bloch. *J. Biol. Chem.* 189, 429-33(1951).
- R 178 Itaconic Acid Biosynthesis. R. Bentley. *Federation Proc.* 13, No. 1, 182(1954).
- R 179 The Labeling of Bacterial Cells with S-35 for the Production of High Specific Activity Compounds. D. B. Cowie, E. T. Bolton, and M. K. Sands. *Arch. Biochem. and Biophys.* 35, 140-5(1952).
- R 180 Labile Methyl Group and its Synthesis *de Novo* in Relation to Growth in Chicks. J. A. Stekol, P. T. Hsu, S. Weiss, and P. Smith. *J. Biol. Chem.* 203, 763-73(1953).
- R 181 Lactate and Citrate Biosynthesis. S. F. Carson. *Phosphorus Metabolism* 1, 276-82(1951).
- R 182 Lactose Synthesis in the Mammary Gland Perfused with 1-C-14-Glucose. E. Dimant, V. R. Smith, and H. A. Lardy. *J. Biol. Chem.* 201, 85-91(1953).
- R 183 Lactose Synthesis in Mammary Gland Preparations. G. W. Kittinger and F. J. Reithel. *J. Biol. Chem.* 205, 527-33(1953).
- R 184 L-Histidine-2-C-14, A Source of Labile Methyl Groups with Transmethylation Enhanced by Choline Deficiency. M. Toporek. *Federation Proc.* 11, 299(1952).
- R 185 Lipogenesis by Homogenates or Particle-Free Extracts of Rat Liver. F. Daturi and S. Gurin. *Arch. Biochem. and Biophys.* 43, 231-2(1953).
- R 186 A Lipoic Acid-Mediated Synthesis of Acetoin from Acetyl Phosphate (AcPO₄) by *E. coli*. C. H. Chin and I. C. Gunsalus. *Federation Proc.* 13, No. 1, 191-2(1954).

- R 187 The Mechanism of Acetoacetate Synthesis. E. R. Stadtman, M. Doudoroff, and F. Lipmann. *J. Biol. Chem.* 191, 377-82(1951).
- R 188 On the Mechanism of Enzyme Action. LII. The Usefulness of 1-C-14 Acetate for the Study of Carbohydrate→Fat Synthesis in *Fusarium lini* Bolley. R. J. Coleman, M. Cefola, and F. F. Nord. *Arch. Biochem. and Biophys.* 40, 102-10(1952).
- R 189 On the Mechanism of Fatty Acid Synthesis in Vivo. H. S. Anker. *J. Biol. Chem.* 194, 117-82(1952).
- R 190 The Mechanism of Pentrose Phosphate Conversion to Hexose Monophosphate. II. With Pea Leaf and Pea Root Preparations. M. Gibbs and B. L. Horecker. *J. Biol. Chem.* 208, 813-20(1954).
- R 191 The Mechanism of Porphyrin Formation. The Formation of a Succinyl Intermediate from Succinate. D. Shemin and S. Kumin. *J. Biol. Chem.* 198, 827-37(1952).
- R 192 Mechanism of Riboflavin Biosynthesis. G. W. E. Plaut. *Federation Proc.* 12, 254-5(1953).
- R 193 The Mechanism of Utilization of Thiomethylenadenosine in the Biosynthesis of Methionine. M. Schwartz and S. K. Shapiro. *J. Bacteriol.* 67, 98-102(1954).
- R 194 On the Mechanism of the in Vivo Synthesis of D-Ribose. I. A. Bernstein. *J. Am. Chem. Soc.* 73, 5003-4(1951).
- R 195 Mechanisms Involved in the Biosynthesis of Purines. G. R. Greenberg. *Federation Proc.* 12, 651-9(1953).
- R 196 The Metabolism of Species of *Streptomyces*. V. The Role and the Pathway of Synthesis of Organic Acids in *Streptomyces coelicolor*. V. W. Cochrane. *J. Bacteriol.* 63, 459-71(1952).
- R 197 A Method for the Biological Preparation of Deuterium-Labeled Cholesterol From the Hen's Egg. L. I. Rice, R. B. Alfin-Slater and H. J. Deuel, Jr. *Proc. Soc. Exptl. Biol. Med.* 80, 562-3(1952).
- R 198 Microbiological Synthesis of C-14-Uniformly Labeled L (+)—and D (-)—Lactate. M. Brin, R. E. Olson, and F. J. Stare. *Arch. Biochem. and Biophys.* 39, 214-8(1952).
- R 199 Mode of Biosynthesis of a Glycolipid. G. Hauser and M. L. Karnovsky. *Federation Proc.* 12, No. 1(1953).
- R 200 A Note on the Acetylation of Sulfur Amino Acids by Liver and Kidney. H. R. Gutmann and J. L. Wood. *J. Biol. Chem.* 189, 473-7(1951).
- R 201 Nucleic Acid Synthesis and Turnover in Tissue Culture. H. W. Gerarde, M. Jones and T. Winnick. *J. Biol. Chem.* 196, 69-75(1952).
- R 202 Observations on the Nature of Radioactive Contaminants in Biosynthetic Cholesterol-C-14. S. Dayton, E. H. Mosbach, and F. E. Kendall. *Proc. Soc. Exptl. Biol. Med.* 84, 608-9(1953).
- R 203 One-Carbon Compounds in the Biosynthesis the "Biologically Labile" Methyl Group. V. Du Vigneaud, W. G. L. Verly, J. E. Wilson, J. R. Rachele, C. Ressler, and J. M. Kinney. *J. Am. Chem. Soc.* 73, 2782-5(1951).
- R 204 The Origin of L-Ascorbic Acid in the Albino Rat. H. H. Horowitz, A. P. Doerschuk and C. G. King. *J. Biol. Chem.* 199, 193-8(1952).
- R 205 The Origin of Some of the Carbon Atoms of the Side Chain of C-14-Ergosterol. D. J. Hanahan and S. J. Wakil. *J. Am. Chem. Soc.* 75, 273-5(1953).
- R 206 Origin of the Carbon Skeletons of Isoleucine and Valine. E. L. Tatum and E. A. Adelberg. *J. Biol. Chem.* 190, 843-52(1951).
- R 207 On the Origin of the Carboxyl Group of Histidine in Yeast. J. W. Davis, V. H. Cheldelin, B. E. Christensen, and C. H. Wang. *J. Am. Chem. Soc.* 75, 2252-3(1953).
- R 208 Oxidative Formation of Lactic Acid by a Fungus. S. F. Carson, J. W. Foster, W. E. Jefferson, E. F. Phares, and D. S. Anthony. *Arch. Biochem. and Biophys.* 33, 448-58(1951).
- R 209 Phosphate Uptake by Pea Meal Extracts. B. Axelrod, R. S. Bandurski, and P. Saltman. *Federation Proc.* 10, 158-9(1951).
- R 210 Plasma and Tissue Proteins Produced by Non-Hepatic Rat Organs as Studied with Lysine(-C-14 Gamma Globulins the Chief Plasma Protein Fraction Produced by Non-Hepatic Tissues. L. L. Miller, C. G. Bly, and W. F. Bale. *J. Exptl. Med.* 99, 133-53(1954).
- R 211 Porphyrin and Heme Synthesis. S. Schwartz. *Federation Proc.* 13, No. 1, 293(1954).
- R 212 Preparation of C14-Labeled D-Galactose and Glycerol. R. C. Bean, E. W. Putman, R. E. Truco and W. Z. Hassid. *J. Biol. Chem.* 204, 169-73(1953).
- R 213 Preparation of Glutamate and Carbamyl Glutamate Selectivity Labeled with Deuterium. S. Grisolia and R. H. Burris. *J. Biol. Chem.* 210, 109-17(1954).
- R 214 Preparation of L-Methionine-S-35 and L-Cystine-S-35 from Radioactive Yeast. J. L. Wood and G. C. Mills. *J. Am. Chem. Soc.* 74, 2445(1952).
- R 215 Preparation of Maltose Labeled with C-14 in the Reducing or Non-Reducing Glucose Component. C. Fitting and E. W. Putnam. *J. Biol. Chem.* 199, 573-7(1952).
- R 216 Preparation of Radioactive Iodinated Serum Albumin. L. Lutwak. *Proc. Soc. Exptl. Biol. Med.* 80, 741(1952).
- R 217 Preparation of Randomly Labeled Steroid-C-14 Hormones: Testosterone-C-14, Δ -4-Androstene-3, 17-Dione-C-14, Progesterone-C-14 and Desoxycorticosterone-C-14 Acetate. E. Schwenk, N. T. Werthessen and A. F. Colton. *Arch. Biochem. and Biophys.* 48, 322-30(1954).
- R 218 Protein Synthesis and Amino Acid Turnover in Tissue Culture. H. W. Gerarde, M. Jones and T. Winnick. *J. Biol. Chem.* 196, 51-68(1952).

- R 219 Purine Incorporation into Pentose Nucleotides of the Rat. D. H. Marrian, V. L. Spicer, M. E. Balis and G. B. Brown. *J. Biol. Chem.* 189, 533-41(1951).
- R 220 Pyrimidine Biosynthesis from Citrulline Ureide Carbon. M. P. Schulman and S. J. Badger. *Federation Proc.* 13, No. 1, 292(1954).
- R 221 Radioactive Eggs. III: Degradation of Yolk Glycerol. D. Kritchevsky and S. Abraham. *Arch. Biochem. and Biophys.* 39, 305-9(1952).
- R 222 Radiotracer Studies of the Biosynthesis of Conjugated d-Glucuronic Acid. A. P. Doerschuk. *J. Biol. Chem.* 195, 855-9(1952).
- R 223 Recent Trends in the Biochemistry of the Steroid Hormones. S. Lieberman and S. Teich. *Pharmacol. Revs.* 5, 285-380(1953).
- R 224 The Relationship of Coenzyme A to Lipide Synthesis. I. Experiments with Yeast. H. P. Klein and F. Lipmann. *J. Biol. Chem.* 203, 95-9(1953).
- R 225 Ribonuclease and Ribonucleic Acid Synthesis. L. E. Hokin and M. R. Hokin. *J. Histochem. Cytochem.* 2, 395-400(1954).
- R 226 The Role of the Carbon Skeleton of Lysine in the Biosynthesis of Hemoglobin. K. I. Altman, L. L. Miller, and J. E. Richmond. *Arch. Biochem. and Biophys.* 36, 399-410(1952).
- R 227 The Role of Ethyl Alcohol in the Biological Synthesis of Cholesterol. G. L. Curran and D. Rittenberg. *J. Biol. Chem.* 190, 17-20(1951).
- R 228 The Role of Formate in the Biosynthesis of Histidine. L. Levy and M. J. Coon. *J. Biol. Chem.* 192, 807-15(1951).
- R 229 On the Role of Glycine and Adenine as Precursors of Nucleic Acid Purines. S. S. Furst and G. B. Brown. *J. Biol. Chem.* 191, 239-47(1951).
- R 230 The Role of N-15 Glycine, Glutamine, Aspartate and Glutamate in Hypoxanthine Synthesis. J. C. Sonne, I. Lin, and J. M. Buchanan. *J. Am. Chem. Soc.* 75, 1516-7(1953).
- R 231 The Role of One-Carbon Compounds in Citric Acid Biosynthesis. E. H. Mosbach, E. F. Phares, and S. F. Carson. *Arch. Biochem.* 35, 435-42(1952).
- R 232 S-Adenosylmethionine; A New Intermediate Formed Enzymatically from L-Methionine and Adenosinetriphosphate. G. L. Cantoni. *J. Biol. Chem.* 204, 403-16(1953).
- R 233 The Separation of Monosaccharides by Ion Exchange. J. X. Khym and L. P. Zill. *J. Am. Chem. Soc.* 73, 2399-400(1951).
- R 234 A Simple and Rapid Biosynthesis of Isotopically Labeled Succinic Acid. S. J. Ajl and M. D. Kamen. *J. Am. Chem. Soc.* 73, 2349(1951).
- R 235 Some Aspects of Threonine and Serine Biosynthesis in *E. coli*. A. M. Delluva. *Arch. Biochem. and Biophys.* 45, 443-6(1953).
- R 236 Stimulation of Ferritin Biosynthesis by Iron. R. A. Fineberg and D. M. Greenberg. *Federation Proc.* 13, No. 1, 207(1954).
- R 237 The Stimulation of Serine Biosynthesis in Pigeon Liver Extracts by Tetrahydrofolic Acid. R. L. Kisluk and W. Sakami. *J. Am. Chem. Soc.* 76, 1456-7(1954).
- R 238 The Stimulation *in Vitro* of Phospholipid Synthesis in Thyroid Tissue by Thyrotrophic Hormone. M. E. Morton and J. R. Schwartz. *Science* 117, 103-4(1953).
- R 239 Studies of the Biological Synthesis of Glucuronides. M. A. Packham and G. C. Butler. *J. Biol. Chem.* 194, 349-57(1952).
- R 240 Studies on the Biosynthesis of Cholesterol. II. Isolation of 3 Beta, 5 Alpha-Dihydroxy-6-Ketocholestanol from Cholesterol. E. Schwenk, N. T. Werthessen, and H. Rosenkrantz. *Arch. Biochem. and Biophys.* 37, 247-51(1952).
- R 241 Studies on the Biosynthesis of Cholesterol. III. Purification of C-14 Cholesterol from Perfusions of Livers and Other Organs. E. Schwenk and N. T. Werthessen. *Arch. Biochem. and Biophys.* 40, 334-41(1952).
- R 242 Studies on the Biosynthesis of Cholesterol. IV. Higher Counting Substances Accompanying C-14-Cholesterol in the Intact Rat. E. Schwenk and N. T. Werthessen. *Arch. Biochem. and Biophys.* 42, 91-3(1953).
- R 243 Studies on the Biosynthesis of Cholesterol. V. C-14-Cholesterol in the Egg Yolk and in the Laying Hen. E. Schwenk and C. F. Baker. *Arch. Biochem. and Biophys.* 45, 341-8(1953).
- R 244 Studies on the Biosynthesis of Cholesterol. VI. Companions of Cholesterol-C-14 in Liver Perfusions, Including Squalene-C-14, as Possible Precursors in Its Biosynthesis. E. Schwenk, D. Todd, and C. A. Fish. *Arch. Biochem. and Biophys.* 49, 187-206(1954).
- R 245 Studies on the Biosynthesis of Ovalbumin. C. B. Anfinsen and D. Steinberg. *J. Biol. Chem.* 189, 739-44(1951).
- R 246 Studies on the Mechanism of the Biosynthesis of Serine. C. Mitoma and D. M. Greenberg. *J. Biol. Chem.* 196, 599-614(1952).
- R 247 Studies on the Mechanism of Citric Acid Production in *Aspergillus niger*. K. F. Lewis and S. Weinhouse. *J. Am. Chem. Soc.* 73, 2500-3(1951).
- R 248 Studies on the Pathway of Protein Synthesis in Tissue Culture. M. D. Francis and T. Winnick. *J. Biol. Chem.* 202, 273-89(1953).
- R 249 Studies on Protein Synthesis *in Vitro*. IV. Concerning the Apparent Uptake of Methionine by Particulate Preparation from Liver. E. S. Canellakis and H. Tarver. *Arch. Biochem. and Biophys.* 42, 387-98(1953).
- R 250 Studies on the Utilization of Isovaleric Acid in Cholesterol Synthesis. I. Zabin and K. Bloch. *J. Biol. Chem.* 192, 267-73(1951).

- R 251 Studies *in Vivo* on Labile Methyl Synthesis With Deuterio-C-14-Formate. C. Ressler, J. R. Rachele and V. Du Vigneaud. *J. Biol. Chem.* 197, 1-5(1952).
- R 252 A Study of the Rate of Protein Synthesis in Humans. I. Measurement of the Urea Pool and Urea Space. A. S. Pietro and D. Rittenberg. *J. Biol. Chem.* 201, 445-55(1953).
- R 253 The Synthesis of Aldolase and Glyceraldehyde-3-Phosphate Dehydrogenase in the Rabbit. M. V. Simpson and S. F. Velick. *J. Biol. Chem.* 208, 61-71(1954).
- R 254 Synthesis of Aldolase and Phosphorylase in the Rabbit. M. Heimberg and S. F. Velick. *Federation Proc.* 13, No. 1, 227(1954).
- R 255 Synthesis and Biochemical Investigation of Thymine-6-Carboxylic Acid-2-C-14. W. L. Holmes and W. H. Prusoff. *J. Biol. Chem.* 206, 817-23(1954).
- R 256 Synthesis of C-14-17-Hydroxy-11-Desoxycorticosterone and 17-Hydroxy-corticosterone by Fractionated Extracts of Adrenal Homogenates. J. E. Plager and L. T. Samuels. *Arch. Biochem. and Biophys.* 42, 477-8(1953).
- R 257 The Synthesis of Choline and Creatine in Rats Under Various Dietary Conditions. J. A. Stekol, S. Weiss, P. Smith, and K. Weiss. *J. Biol. Chem.* 201, 299-316(1953).
- R 258 Synthesis of β , β -Dimethyl Acrylic Acid in Rat Liver Homogenates. H. Rudney. *Federation Proc.* 13, No. 1, 286-7(1954).
- R 259 The Synthesis of dl-Propanediol-1-Phosphate and C-14-Labeled Propanediol and Their Isolation from Liver Tissue. H. Rudney. *J. Biol. Chem.* 210, 353-60(1954).
- R 260 Synthesis of Erythrose Phosphate by A Soluble Enzyme from Rat Liver. F. C. Charalampous and G. C. Mueller. *J. Biol. Chem.* 201, 161-73(1953).
- R 261 The Synthesis of 17 β -Estradiol-16-C-14. M. Levitz. *J. Am. Chem. Soc.* 75, 5352-5(1953).
- R 262 Synthesis of Glutamic Acid and Glutamyl Polypeptide by *Bacillus anthracis*. III. Factors Affecting Peptide Production in Synthetic Liquid Media. C. B. Thorne, C. G. Gomez, G. R. Blind, and R. D. Housewright. *J. Bacteriol.* 65, 472-8(1953).
- R 263 The Synthesis of Glutathione in *Torula utilis* Studies with 14-C Carboxyl Labeled Glycine. P. J. Durkin and F. Friedberg. *Biochim. et Biophys. Acta* 9, 105-6(1952).
- R 264 The Synthesis of β -Hydroxy- β -Methylglutaric Acid in Rat Liver Homogenates. H. Rudney. *J. Am. Chem. Soc.* 76, 2595-6(1954).
- R 265 Synthesis of Labile Methyl Groups by Guinea Pig Tissue *in Vitro*. P. Berg. *J. Biol. Chem.* 190, 31-8(1951).
- R 266 The Synthesis of Lecithin in Isolated Mitochondria. E. P. Kennedy. *J. Am. Chem. Soc.* 75, 249-50(1953).
- R 267 The Synthesis of Pentose Nucleic Acids in the Liver of PGA-Deficient Megaloblastic Monkeys. C. U. Lowe and C. P. Barnum. *Arch. Biochem. and Biophys.* 38, 335-46(1952).
- R 268 Synthesis of Phosphatides in Isolated Mitochondria. E. P. Kennedy. *J. Biol. Chem.* 201, 399-412(1953).
- R 269 Synthesis of Phosphatides in Isolated Mitochondria. II. Incorporation of Choline into Lecithin. E. P. Kennedy. *J. Biol. Chem.* 209, 525-35(1954).
- R 270 Synthesis of all Plasma Protein Fractions Except Gamma Globulins by the Liver. The Use of Zone Electrophoresis and Lysine-C 14 to Define the Plasma Proteins Synthesized by the Isolated Perfused Liver. L. L. Miller and W. F. Bale. *J. Exptl. Med.* 99, 125-32(1954).
- R 271 Synthesis of Purines and Methyl Groups from Carbon Atom of Histidine. J. C. Reid and M. O. Landefeld. *Arch. Biochem. and Biophys.* 34, 219-21(1951).
- R 272 The Synthesis of Radioactive Cholesterol and Fatty Acids *in Vitro*. R. O. Brady and S. Gurin. *J. Biol. Chem.* 189, 371-7(1951).
- R 273 The Synthesis of Radioactive Cholesterol and Fatty Acids *in Vitro*. R. O. Brady, J. Rabinowitz, J. V. Baalen and S. Gurin. *J. Biol. Chem.* 193, 137-43(1951).
- R 274 Synthesis of Radioactive Fatty Acids *in Vitro* and Its Hormonal Control. R. O. Brady, F. D. W. Lukens, and S. Gurin. *J. Biol. Chem.* 193, 459-64(1951).
- R 275 Synthesis of Ribose by the Chick. I. A. Bernstein. *J. Biol. Chem.* 205, 317-29(1953).
- R 276 The Synthesis of Thymine and Purines from Serine and Glycine in the Rat. D. Elwyn and D. B. Sprinson. *J. Biol. Chem.* 207, 467-76(1954).
- R 277 Tetrapyrrole Precursors of Photoporphyrin IX. I. Uroporphyrin III. K. Salomon, J. E. Richmond, and K. I. Altman. *J. Biol. Chem.* 196, 463-8(1952).
- R 278 Tracer Studies on the Biosynthesis of Lipids. S. Gurin. *Trans. N. Y. Acad. Sci.* 15, 92(1953).
- R 279 Tracer Studies with the B-12 Vitamins. E. L. Smith, D. J. D. Hockenfull, and A. R. J. Quilter. *Biochem. J.* 52, 387(1952).
- R 280 Transformation of Cholesterol and Acetate to Adrenal Cortical Hormones. O. Hechter, M. M. Solomon, A. Zaffaroni and G. Pincus. *Arch. Biochem. and Biophys.* 46, 201-14(1953).
- R 281 Tyrosine Iodinase. D. M. Fawcett and S. Kirkwood. *J. Biol. Chem.* 209, 249-56(1954).
- R 282 Uracil in Growth and Pyrimidine Nucleotide Synthesis of *Lactobacillus bulgaricus* 09. I. D. Wright and C. S. Miller. *Proc. Soc. Exptl. Biol. Med.* 81, 131-4(1952).
- R 283 Uric Acid Synthesis in the Dog. E. L. Spilman. *Federation Proc.* 12, 272(1953).

- R 284 The Utilization of Acetate for Synthesis in *Escherichia coli*. K. McQuillen and R. B. Roberts. *J. Biol. Chem.* 207, 81-95(1954).
- R 285 The Utilization of Acetic Acid for Amino Acid Synthesis in Yeast. C. Gilvarg and K. Bloch. *J. Biol. Chem.* 193, 339-46(1951).
- R 286 Utilization of Acetoacetic Acid in Cholesterol Synthesis by Surviving Rat Liver. G. L. Curran. *J. Biol. Chem.* 191, 775-82(1951).
- R 287 The Utilization of Adenine for Nucleic Acid Biosynthesis by *Tetrahymena geleii*. M. Flavin and S. Graff. *J. Biol. Chem.* 192, 485-8(1951).
- R 288 The Utilization of Butyric Acid for the Synthesis of Cholesterol and Fatty Acids. I. Zablin and K. Bloch. *J. Biol. Chem.* 192, 261-6(1951).
- R 289 Utilization of Carbon Dioxide in the Synthesis of Nucleic Acid by *Escherichia coli*. E. T. Bolton, P. H. Abelson, and E. Aldous. *J. Biol. Chem.* 198, 179-85(1952).
- R 290 Utilization of Carbon Dioxide in the Synthesis of Proteins by *Escherichia coli*. I. P. H. Abelson, E. T. Bolton, and E. Aldous. *J. Biol. Chem.* 198, 165-72(1952).
- R 291 Utilization of Carbon Dioxide in the Synthesis of Proteins by *Escherichia coli*. II. P. H. Abelson, E. T. Bolton, and E. Aldous. *J. Biol. Chem.* 198, 173-8(1952).
- R 292 The Utilization of 2-C-14-L-Threonine for the Synthesis of Uric Acid. A. I. Krasna, P. Peyser and D. B. Sprinson. *J. Biol. Chem.* 198, 421-6(1952).
- R 293 Utilization of Glucose-1-C-14 for the Synthesis of Phenylalanine and Tyrosine. C. Gilvarg and K. Bloch. *J. Biol. Chem.* 199, 689-98(1952).
- R 294 Utilization of Guanine for Nucleic Acid Biosynthesis by *Tetrahymena geleii*. M. Flavin and S. Graff. *J. Biol. Chem.* 191, 55-61(1951).
- R 295 Utilization of Purines for Nucleic Acid Synthesis in Bone Marrow Slices. R. Abrams and J. M. Goldinger. *Arch. Biochem.* 30, 261-8(1951).
- R 296 On the Utilization of Purines and Their Ribose Derivatives by Yeast. S. E. Kerr, K. Seraidarian, and G. B. Brown. *J. Biol. Chem.* 188, 207-16(1951).
- R 297 Utilization of Radioactive Iodide by Cell-Free Preparations of Beef Thyroid Tissue. B. Weiss. *J. Biol. Chem.* 201, 31-43(1953).
- R 298 The Utilization of Squalene in the Biosynthesis of Cholesterol. R. G. Langdon and K. Bloch. *J. Biol. Chem.* 200, 135-44(1953).
- R 299 Utilization of Sulfate Sulfur in the Rat for the Synthesis of Cystine. D. D. Dziewiatkowski. *J. Biol. Chem.* 207, 181-6(1954).
- R 300 Utilization of Sulfate Sulfur for Taurine Synthesis in the Chick Embryo. L. J. Machlin. *Federation Proc.* 13, No. 1, 466-7(1954).
- R 301 Vitamin B-12 Biosynthesis after Oral and Intravenous Administration of Inorganic Co 60 to Sheep. R. A. Monroe, H. E. Sauberlich, C. L. Comar and S. L. Hood. *Proc. Soc. Exptl. Biol. Med.* 80, 250-7(1952).
- R 302 Vitamin B-12 and Folic Acid in the Biosynthesis of Component Amino Acids of Glutathione. E. I. Anderson and J. A. Stekol. *J. Biol. Chem.* 202, 611-8(1953).
- R 303 Vitamin B-12 and Folic Acid in the Synthesis of Choline in the Rat. J. A. Stekol, S. Weiss, and K. W. Weiss. *Arch. Biochem. and Biophys.* 36, 5-10(1952).
- R 304 An *in Vitro* Effect of ACTH. R. Haynes, K. Savard, and R. I. Dorfman. *J. Clin. Endocrinol. and Metabolism* 12, 972(1952).
- R 305 The *in Vitro* Incorporation of α -C-14-Acetate into the Stroma of the Erythrocyte. K. I. Altman. *Arch. Biochem. and Biophys.* 42, 478-80(1953).
- R 306 *In Vitro* Studies of Desoxyribonucleic Acid Synthesis with C-14-Thymidine. M. Friedkin, D. Tilson, and D. Roberts. *Federation Proc.* 13, No. 1, 214(1954).
- R 307 Biosynthesis of Adrenal Epinephrine and Norepinephrine. S. Udenfriend and J. B. Wynn-gaarden. *Proc. 14th Intern. Physiol. Cong.*, 841-2(1953).
- R 308 Biosynthesis of C-14 Specifically Labeled Cellulose by *Acetobacter xylinum*. II. From D-Mannitol-1-C-14 with and without Ethanol. F. W. Monor, G. A. Greathouse, H. G. Shirk, et al. *J. Am. Chem. Soc.* 76, 5052(1954).
- R 309 Biosynthesis of C-14-Specifically Labeled Cotton Cellulose. G. A. Greathouse. *Science* 117, 553-4(1953).
- R 310 Biosynthesis and Concentration of Cholesterol by the Intact Surviving Bovine Aorta *in Vitro*. N. T. Werthessen, L. J. Milch, R. F. Redmond, L. L. Smith, and E. C. Smith. *Am. J. Physiol.* 178, 23(1954).
- R 311 Biosynthesis of Estrone and Beta-Estradiol in the Perfused Ovary. N. T. Werthessen, E. Schwenk, and C. Baker. *Science* 117, 3041(1953).
- R 312 The Biosynthesis of Glucuronic Acid from 1-C-14-Glucose. F. Eisenberg, Jr. and S. Gurin. *J. Biol. Chem.* 195, 317(1952).
- R 313 The Biosynthesis of the Glucuronic Acid Moiety of Hyaluronic Acid. S. Roseman, J. Ludowieg, F. E. Moses, and A. Dorfman. *Arch. Biochem. and Biophys.* 42, 472(1953).
- R 314 Biosynthesis of Histidine. M. J. Coon and L. Levy. *Federation Proc.* 10, 174(1951).
- R 315 The Biosynthesis of Hyaluronic Acid by Group A *Streptococcus*. II. The Biosynthesis of the Glucuronic Acid Moiety of Hyaluronic Acid. S. Roseman, J. Ludowieg, F. E. Moses, and A. Dorfman. *J. Biol. Chem.* 206, 665(1954).
- R 316 Biosynthesis of Hyaluronic Acid by *Streptococcus hemolyticus*. S. Roseman, F. E. Moses, R. Abeles, J. Ludowieg, and A. Dorfman. *Federation Proc.* 11(1952).

- R 317 Biosynthesis of Leucine in Baker's Yeast. Reed, B. E. Christensen, V. H. Cheldelin, and C. H. Wang. *J. Am. Chem. Soc.* 76, 5574(1954).
- R 318 Biosynthesis of Orotic Acid from Citrulline. L. H. Smith, Jr., and S. DeWitt, Jr. *J. Am. Chem. Soc.* 76, 3864(1954).
- R 319 The Biosynthesis of Radioactive Cholesterol, β -Methylglutaconic Acid and β -Methylcrotonic Acid by Aqueous Extracts of Liver. J. L. Rabinowitz and S. Gurin. *J. Am. Chem. Soc.* 76, 5168(1954).
- R 320 Biosynthesis of Riboflavin. II. Incorporation of C-14 Labeled Compounds into Ring A. G. W. E. Plaut. *J. Biol. Chem.* 211, 111(1954).
- R 321 Biosynthesis of Shikimic Acid from Labeled Compounds. D. B. Sprinson and H. Shigeura. *Federation Proc.* 11, 286(1952).
- R 322 The Biosynthesis of Sphingosine, I. The Utilization of Carboxyl-Labeled Acetate. I. Zabin and J. F. Mead. *J. Biol. Chem.* 205, 271(1953).
- R 323 The Biosynthesis of Sphingosine, II. The Utilization of Methyl-Labeled Acetate, Formate and Ethanolamine. I. Zabin and J. F. Mead. *J. Biol. Chem.* 211, 87(1954).
- R 324 Cellulose Production by *Acetobacter xylinum* from Unlabeled Glucose and C-14 Acetate and C-14 Ethanol. G. A. Greathouse, H. G. Shirk, and F. W. Minor. *J. Am. Chem. Soc.* 76, 5157(1954).
- R 325 The Characterization and Degradation of Isotopic Acetic and Lactic Acids. S. Roseman. *J. Am. Chem. Soc.* 75, 3854(1953).
- R 326 Cholesterol Biosynthesis in the Leukemic Mouse. N. T. Werthessen, R. B. Mefferd, Jr., and L. L. Smith. *Proc. Am. Cancer Soc.* 1, 51(1954).
- R 327 Enzymatic Carbon Dioxide Fixation by Senecioid Coenzyme A. W. G. Robinson, B. K. Bachawat, and M. J. Coon. *Federation Proc.* 13, No. 1, 281(1954).
- R 328 Incorporation of Glycine-2-14-C and Adenine-4,6-14-C into the DNA of Mature Sea Urchin Sperm. H. M. Malkin. *Biochim. et Biophys. Acta* 12, 585-6(1953).
- R 329 Intramolecular Migration and Isoleucine Biosynthesis. M. Strassman, A. J. Thomas, L. A. Locke, and S. Weinhouse. *J. Am. Chem. Soc.* 76, 4241-2(1954).
- R 330 Histidine Synthesis in Yeast and Human Liver. L. Levy and M. J. Coon. *Federation Proc.* 11, 248(1952).
- R 331 Preparation of D-mannitol-C-14 and Its Conversion to D-fructose-1-(and 6)-C-14 by *Acetobacter suboxydans*. H. S. Isbell and J. V. Karabinos. *J. Research Natl. Bur. Standards* 48, 438(1952).
- R 332 The Synthesis of the Methyl Groups and Ethanolamine Moiety of Choline from Serine and Glycine in the Rat. D. B. Sprinson, A. Weissbach, and D. Elwyn. *J. Am. Chem. Soc.* 72, 3316(1950).
- R 333 The Synthesis of Radioactive L-Glutamic Acid. R. W. Hendler, M. G. Horning and C. B. Anfinsen. *Arch. Biochem. and Biophys.* 51, 470(1954).
- R 334 *In Vivo* Synthesis of Ribose Studied with Radioactive Carbon. I. A. Bernstein. *Federation Proc.* 11, 187(1952).
- R 335 Synthesis of Vitamin A-2-C14 for Use in Metabolism Studies. G. Wolf, B. C. Johnson, and S. G. Kahn. *Proc. 2nd. Radioisotope Conf., (England)*, 283(1954).
- R 336 Tracer Studies on the Biosynthesis of Glucuronic Acid. E. H. Mosbach and C. G. King. *Federation Proc.* 9, (1950).
- R 337 Utilization of Sulfur Compounds for the Biosynthesis of Penicillins. C. M. Stevens, P. Vohra, E. Inamine, and O. A. Roholt, Jr. *J. Biol. Chem.* 205, 1001(1953).
- R 338 Valine Biosynthesis in *Torulopsis utilis*. M. Strassman, A. J. Thomas, and S. Weinhouse. *J. Am. Chem. Soc.* 75, 5135(1953).
- R 339 Conversion of C-14-Acetate to Labeled Steroids. R. I. Dorfman, F. Ungar, and K. Savard. *11th. Intern. Biochem. Congr. Paris*, 21-7(1952).
- R 340 Zur Synthese von Radioaktivem Progesteron. M. Gut. *Helv. Chim. Acta.* 36, 906-9(1953).
- R 341 Fatty Acid Synthesis by Enzyme Preparations of *Clostridium kluveri*. VI. Reactions of Acyl Phosphates. E. R. Stadtman and H. A. Barker. *J. Biol. Chem.* 184, 769(1950).
- R 342 Metabolic Exchange of Carbon Dioxide with Carboxyls and Oxidative Synthesis of C-4 Dicarboxylic Acids. J. W. Foster and S. F. Carson. *Proc. Natl. Acad. Sci.* 36, 219-29(1950).
- R 343 Precursors and Related Compounds in the Biosynthesis of Aromatic Amino Acids. G. Ehrensvar. *Svensk Kem. Tidskrift* 66, 249-68(1954).
- R 344 Utilization of Acetate-1-C-14 for the Synthesis of Tryptophane in *Aerobacter aerogenes*. G. Ehrensvar, M. Bashford, E. Saluste, and C. G. Heden. *J. Biol. Chem.* 211, 725-35(1954).
- R 345 Biosynthesis of 1-Ascorbic Acid. N. C. Ganguli, S. C. Roy, and B. C. Guha. *Nature* 174, 511(1954).

Chemical Synthesis of Labeled Compounds

- S 1 The Addition of Water to Diphenylacetylene-1,2-C₁₄. J. G. Burr, Jr. *J. Am. Chem. Soc.* 75, 1990-1(1953).
- S 2 Adrenergic Blocking Agents. V. Synthesis of N-Benzyl-N-(1-phenoxyisopropyl)- β -Chloroethylamine Hydrochloride Labeled with C-14.

- E. J. Nikawitz, W. S. Gump, J. F. Kerwin, and G. E. Ulyot. *J. Am. Chem. Soc.* 74, 2438(1952).
- S 3 Carbon 14 Synthetic Studies. 2-Methyl-1,4-naphthoquinone-8-C-14. C. J. Collins. *J. Am. Chem. Soc.* 73, 1038-9(1951).
- S 4 C-14 Tracer Studies in the Rearrangements of Unsymmetrical α -Diketones. III. p-Methoxybenzylideneacetophenone Oxide. E. C. Hendley and O. K. Neville. *J. Am. Chem. Soc.* 75, 1995-6(1953).
- S 5 The Chemistry of Metal Carbonyls. II. Preparation and Properties of Cobalt Hydrocarbonyl. H. W. Sternberg, I. Wender, R. A. Friedel and M. Orchin. *J. Am. Chem. Soc.* 75, 2717-20(1953).
- S 6 A Contribution to the Total Synthesis of Alizarin Synthesis of 1,2-Dihydroxy-9, 10- Anthraquinone-9-C-14 D. L. Williams and A. R. Ronzio. *J. Org. Chem.* 18, 489-95(1953).
- S 7 A Convenient Synthesis of Uracil 2-C-14 from Urea. H. G. Mandel and C. L. Brown. *J. Am. Chem. Soc.* 74, 2439(1952).
- S 8 A Convenient Transformation of Radioactive Carbon Dioxide into Radioactive Cyanide. W. R. Vaughan and D. I. McCane. *J. Am. Chem. Soc.* 76, 2504-5(1954).
- S 9 Exchange Reactions of γ -Pyrone and Synthesis of Deuterated Pyrones. R. C. Lord and W. D. Phillips. *J. Am. Chem. Soc.* 74, 2429(1952).
- S 10 Hydrogenation of Fatty Acids to Alcohols. P. T. Adams, R. E. Seliff, and B. M. Tolbert. *J. Am. Chem. Soc.* 74, 2416(1952).
- S 11 Improved Synthesis of C-14-Labeled Malonic Acid and Malononitrile. E. M. Gal and A. T. Shulgin. *J. Am. Chem. Soc.* 73, 2938-9(1951).
- S 12 An Improved Synthesis of Citric Acid-1,5-C-14. S. Rothchild and M. Fields. *J. Am. Chem. Soc.* 74, 240(1952).
- S 13 On the Incorporation of Acetate into Cholesterol. W. G. Dauben, S. Abraham, S. Hotta, I. L. Chaikoff, H. L. Bradlow, and A. H. Soloway. *J. Am. Chem. Soc.* 75, 3038(1953).
- S 14 Intermediates in the Synthesis of Carboxyl-C-14 Labeled 3-Hydroxyanthranilic Acid. L. S. Ciereszko and L. V. Hankes. *J. Am. Chem. Soc.* 76, 2500-1(1954).
- S 15 Intramolecular Isotope Effects in the Decarboxylation of Malonic Acid. P. E. Yankwich, E. C. Stivers and R. F. Nystrom. *J. Chem. Phys.* 20, 344(1952).
- S 16 The Introduction of Isotopic Hydrogen into Purine Ring Systems by Catalytic Exchange. M. L. Eidinoff and J. E. Knoll. *J. Am. Chem. Soc.* 75, 1992-3(1953).
- S 17 Introduction to Testing Cosmetics Containing Radioisotopes. L. C. Barail and J. J. Pescatore. *Am. Perfumer Essent. Oil Rev.* 59, 355-6(1952).
- S 18 Investigation of the Deuterohaloform Synthesis. A New Preparation of Chloroform-d. W. M. Boyer, R. B. Bernstein, T. L. Brown, and V. H. Dibler. *J. Am. Chem. Soc.* 73, 770-2(1951).
- S 19 Micro-Syntheses with Tracer Elements. V. The Synthesis of Formaldehyde-C-14 and of Glyoxylic-1,2-C-14 Acid. A. Murray, C. W. Bills, and A. R. Ronzio. *J. Am. Chem. Soc.* 74, 2405(1952).
- S 20 Micro Syntheses with Tracer Elements. VI. The Synthesis of Silver Cyanate Labeled with C-14 and of Urea Labeled with C-14 and N-15. D. L. Williams and A. R. Ronzio. *J. Am. Chem. Soc.* 74, 2407(1952).
- S 21 Micro-Syntheses with Tracer Elements. VII. The Synthesis of 2-Methyl-C-14-, 1,4-Naphthoquinone (Provitamin K). A. Murray and A. R. Ronzio. *J. Am. Chem. Soc.* 74, 2408(1952).
- S 22 Micro-Syntheses with Tracer Elements. VIII. The Synthesis of Thiamin Labeled with C-14. D. L. Williams and A. R. Ronzio. *J. Am. Chem. Soc.* 74, 2409(1952).
- S 23 Micro Synthesis with Tracer Elements. IX. The Synthesis of Ethylenediamine Tetra-(2-C-14-Acetic) Acid. A. Murray, III, and A. R. Ronzio. *J. Am. Pharm. Assoc.* 61, 596-7(1952).
- S 24 A New Method for the Conversion of Nitriles to Aldehydes. C. J. Claus and J. L. Morgenthau, Jr. *J. Am. Chem. Soc.* 73, 5005-6(1951).
- S 25 A New Synthesis of Chloroform-d. M. H. Faring and J. B. Cloke. *J. Am. Chem. Soc.* 73, 769-70(1951).
- S 26 A New Synthesis of DL-Lysine-6-C-14 and DL- α -Aminoadipic Acid-6-C-14. M. Rothstein and C. J. Claus. *J. Am. Chem. Soc.* 75, 2981-2(1953).
- S 27 One-Step Preparation of C-14-Cyanide from Barium Carbonate-C-14. J. K. Jeanes. *Science* 118, 719(1953).
- S 28 Phosphoric Esters of Biological Importance. III. The Synthesis of Propanediol Phosphate. G. P. Lampson and H. A. Lardy. *J. Biol. Chem.* 181, 697-700(1949).
- S 29 Preparation of Acetic-2-C-14 Acid. D. N. Hess. *J. Am. Chem. Soc.* 73, 4038(1951).
- S 30 The Preparation of Alpha C-14-Labeled Pyruvic Acid and a Study of the Hydrolysis of Pyruvonnitrile. R. C. Thomas, Jr., C. H. Wang, and B. E. Christensen. *J. Am. Chem. Soc.* 73, 5914(1951).
- S 31 The Preparation of Anhydrous Hydrazine and Deutero-hydrazine from Hydrazine Dihydrochloride. E. L. Bulgozdy and E. L. Wagner. *J. Am. Chem. Soc.* 73, 5866(1951).
- S 32 Preparation of C-14-Cholesterol from C-14-Cholestenone. E. Schwenk, M. Gut, and J. Belisle. *Arch. Biochem. and Biophys.* 31, 456-7(1951).
- S 33 Preparation of C-14-Cyanide from C-14-Carbonate. J. A. McCarter. *J. Am. Chem. Soc.* 73, 483(1951).
- S 34 Preparation of 1-C-14 D-Xylose from 1-C-14-D-Glucose. J. C. Sowden. *J. Am. Chem. Soc.* 73, 5496-7(1951).

- S 35 A Preparation of C-14-Labeled Isopropyl N-Phenylcarbonate. A. V. Logan and J. Murray. *J. Am. Chem. Soc.* 74, 2436(1952).
- S 36 The Preparation of C-14-Labeled Vitamin B-12 (C-14-Cobalamin). G. E. Boxer, J. C. Rickards, C. Rosenblum, and D. T. Woodbury. *Arch Biochem.* 30, 471(1951).
- S 37 Preparation of C-14-Methyl-Labeled Dimethylaminoethanol. C. Artom and M. Crowder. *J. Am. Chem. Soc.* 74, 2412(1952).
- S 38 Preparation of OC-14S, O-18CS, OCS-33, and CH₃Cl-36. G. M. Matlack, R. E. Ferguson, J. F. Haskin, and G. Glockler. *Proc. Iowa Acad. Sci.* 59, 202-5(1952).
- S 39 Preparation of D-Arabinose-1-C-14 and D-Ribose-1-C-14. H. L. Frush and H. S. Isbell. *J. Research Natl. Bur. Standards* 51, 307-11(1953).
- S 40 The Preparation of Demerol-N-Methyl-C-14 by Reductive Methylation. W. Tarpey, H. Hauptmann, B. M. Tolbert, and H. Rapoport. *J. Am. Chem. Soc.* 72, 5126(1950).
- S 41 Preparation of Ethyl D,L-Glycerate-1-C-14 and Glycerol-1-C-14. A. P. Doerschuk. *J. Am. Chem. Soc.* 73, 821-2(1951).
- S 42 Preparation of L-Arabinose-1-C-14. D. A. Rapoport and W. Z. Hassid. *J. Am. Chem. Soc.* 73, 5524(1951).
- S 43 The Preparation of Morphine-N-Methyl-C-14. H. Rapoport, C. H. Lovell, and B. M. Tolbert. *J. Am. Chem. Soc.* 73, 5900(1951).
- S 44 A Preparation of Progesterone-4-C-14. L. M. Thompson, C. H. Yates, and A. D. Odell. *J. Am. Chem. Soc.* 76, 1194-6(1954).
- S 45 The Preparation and Purification of Methane-d, Ethane-d, Propane-1-d, Propane-2-d, n-Butane-1-d, n-Butane-2-d, Isobutane-1-d and Isobutane-2-d. C. D. Wagner and D. P. Stevenson. *J. Am. Chem. Soc.* 72, 5785(1950).
- S 46 Preparation of Radioactive Iodocasein. C. F. Hamilton, M. H. Power, and A. Albert. *J. Biol. Chem.* 178, 213-6(1949).
- S 47 Preparation of Radioactive Iodotriphenylethylene. D. C. Morrison. *J. Am. Chem. Soc.* 74, 4459(1952).
- S 48 The Preparation of Tri-N-Butyl Phosphate. W. H. Baldwin and C. E. Higgins. *J. Am. Chem. Soc.* 74, 2431(1952).
- S 49 Preparation of Nanthopterine-6, 7-C-14. R. M. Anker and J. W. Boehne, III. *J. Am. Chem. Soc.* 74, 2431(1952).
- S 50 Radioactive Iodine-Labeled Fat. M. C. Hoffman. *J. Lab. Clin. Med.* 41, 521-5(1953).
- S 51 The Reaction of Ethyl Radicals with Deuterium. M. H. J. Wijnen and E. W. R. Steacie. *J. Chem. Phys.* 20, 205-7(1952).
- S 52 Rearrangements in the Reactions of 2-(4-Substituted)-phenylethylamines-1-C-14 with Nitrous Acid. J. D. Roberts and C. M. Regan. *J. Am. Chem. Soc.* 75, 2069-72(1953).
- S 53 Small Scale Preparation of Carbon 14-Labeled Succinic, Malic, Fumaric and Tartaric Acids. E. C. Jorgensen, J. A. Bassham, M. Calvin, and B. M. Tolbert. *J. Am. Chem. Soc.* 74, 2418(1952).
- S 54 Small Scale Synthesis of Several Carbon 14-Labeled Alpha-Hydroxy Acids. D. M. Hughes, R. Ostwald, and B. M. Tolbert. *J. Am. Chem. Soc.* 74, 2434(1952).
- S 55 Studies in the Wagner Rearrangement. II. The Synthesis and Structure Determination of Benzantracene-5, 6-C-14. C. J. Collins, J. G. Burr, Jr., and D. N. Hess. *J. Am. Chem. Soc.* 73, 5176-8(1951).
- S 56 Syntheses of Methylamine-C-14 and Diazomethane-C-14. A. R. Jones and W. J. Skraba. *Science* 117, 252-3(1953).
- S 57 The Synthesis of Acetyl-1-C-14-Salicylic Acid. J. W. Clappison, J. P. Hummel, W. D. Paul, and J. I. Routh. *J. Am. Pharm. Assoc., Sci. Ed.* 40, 532(1951).
- S 58 A Synthesis of Alpha- or Beta-C-14-Labeled Glycerol. L. I. Gidez and M. L. Karnovsky. *J. Am. Chem. Soc.* 74, 2413-5(1952).
- S 59 The Synthesis of δ -Aminovaleric Acid- δ -C-14. M. Rothstein. *J. Am. Chem. Soc.* 76, 3038-9(1954).
- S 60 The Synthesis and Autoxidation of 8,8,11-Tetradeutero-Cis-9-Octadecene. R. A. Max and F. E. Deatherage. *J. Am. Oil Chemists' Soc.* 28, 110-4(1951).
- S 61 The Synthesis of 3,4-Benzopyrene-5-C-14 and of 2-Acetylaminofluorene-9-C-14. C. Heidelberger and H. S. Rieke. *Cancer Research* 11, 640-3(1951).
- S 62 Synthesis and Biological Studies of 17-Methyl-C-14-Estradiol. B. C. Boeklage, H. J. Nicholas, E. A. Doisy, Jr., W. H. Elliott, S. A. Thayer, and E. A. Doisy. *J. Biol. Chem.* 202, 27-37(1953).
- S 63 The Synthesis of Bis-(2-hydroxy-3,5,6-trichlorophenyl)-methane-C-14 (hexachlorophene). H. M. Isikow and W. S. Gump. *J. Am. Chem. Soc.* 74, 2434(1952).
- S 64 Synthesis of Butadiene-2,3,-C-14. K. M. Mann and R. F. Nystrom. *J. Am. Chem. Soc.* 73, 5894(1951).
- S 65 The Synthesis of Calcium D,L-Glycerate-1-C-14. H. J. Sallach. *J. Am. Chem. Soc.* 74, 2415(1952).
- S 66 The Synthesis of Carbon-Isotopic Alkanes: Methane-C-13, Propane-1-C-13, n-Butane-1-C-13, n-Butane-1-C-14, Isobutane-1-C-13, Isobutane-1-C-14 and Isobutane-2-C-13. C. D. Wagner, D. P. Stevenson, and J. W. Otvos. *J. Am. Chem. Soc.* 72, 5786(1950).
- S 67 The Synthesis of Carbon 14-Labeled Chloroform. H. C. Reitz, F. J. Carleton, and J. E. Christian. *J. Am. Pharm. Assoc., Sci. Ed.* 62, 85-7(1953).
- S 68 A Synthesis of 1-C-14-Labeled Diethyl Ether. J. G. Burtle and W. N. Turek. *J. Am. Chem. Soc.* 76, 2498(1954).

- S 69 The Synthesis of C-14-Labeled Glycerol. H. Schlenk and B. W. DeHaas. *J. Am. Chem. Soc.* **73**, 3921-2(1951).
- S 70 Synthesis of C-14-Labeled Guanine, Adenine, 8-Azaguanine and 8-Azaadenine. E. L. Bennett. *J. Chem. Am. Soc.* **74**, 2420(1952).
- S 71 Synthesis of Carbon 14-Labeled Urea. A. L. Myerson. *J. Am. Chem. Soc.* **74**, 2437(1952).
- S 72 The Synthesis of Certain Sulfur 35-Labeled Sulfa Drugs. P. J. Byrne, Jr., A. A. Alberts, and J. E. Christian. *J. Am. Pharm. Assoc. Sci. Ed.* **62**, 77-8(1953).
- S-73 The Synthesis of Choline and Acetylcholine Labeled in the Ethylene Chain with Isotopic Carbon. D. E. Walz, M. Fields, and J. A. Gibbs. *J. Am. Chem. Soc.* **73**, 2968(1951).
- S 74 Synthesis and Chromatographic Separation of Isotopically Labeled DL-Threonine and DL-Allo-threonine. A. T. Shulgin, O. G. Lien, Jr., E. M. Gal, and D. M. Greenberg. *J. Am. Chem. Soc.* **74**, 2437(1952).
- S 75 Synthesis of DDT Labeled with Carbon 14 in the Tertiary Position. G. W. Pearce and J. A. Jensen. *Science* **118**, 45-6(1953).
- S 76 Synthesis of 2,4-Dichlorophenoxyacetic Acid Labeled with Isotopic Carbon. M. Fields, S. Rothchild, and M. A. Leaffer. *J. Am. Chem. Soc.* **74**, 2435(1952).
- S 77 Synthesis of dl-Adrenalin- β -C-14 and dl-Adrenochrome- β -C-14. R. W. Schayer. *J. Am. Chem. Soc.* **74**, 2441(1952).
- S 78 The Synthesis of DL-Aspartic Acid-4-C-14. S. C. Wang, T. Winnick, and J. P. Hummel. *J. Am. Chem. Soc.* **73**, 2390(1951).
- S 79 The Synthesis of Ethyl Acetamidocyanacetate, DL-Lysine, DL-Ornithine and DL-Tyrosine Labeled with Isotopic Carbon. M. Fields, D. E. Walz, and S. Rothchild. *J. Am. Chem. Soc.* **73**, 1000(1951).
- S 80 The Synthesis of Ethylene Oxide-1,2-C-14. A. J. Tomisek and H. R. Mahler. *J. Am. Chem. Soc.* **73**, 4685-6(1951).
- S 81 The Synthesis of Ethylenediamine Tetra-(2-C₄14 Acetic) Acid. A. Murray, III, and A. R. Ronzio. *J. Am. Pharm. Assoc. Sci. Ed.* **41**, 596(1952).
- S 82 The Synthesis of 17 α -Ethinyltestosterone-20, 21-C-14. B. Riegel and Y. C. Liu. *J. Org. Chem.* **16**, 1610-4(1951).
- S 83 A Synthesis of Formaldehyde-C-14. A. R. Jones and W. J. Skraba. *J. Am. Chem. Soc.* **74**, 2437(1952).
- S 84 Synthesis of Histamine-2-C-14-Imidazole. R. W. Schayer. *J. Am. Chem. Soc.* **74**, 2440(1952).
- S 85 Synthesis of Lactose-1-C-14 and Lactobionin-1-C-14 Delta Lactone From 3- β -D-Galactopyranosyl- α -D-Arabinose. H. I. Frush and H. S. Isbell. *J. Research Natl. Bur. Standards* **50**, 133-7(1953).
- S 86 The Synthesis of Leucine and Several Branched Chain Fatty Acids Labeled with Carbon 14 in Various Positions. H. Hauptmann, P. T. Adams, and B. M. Tolbert. *J. Am. Chem. Soc.* **74**, 2423(1952).
- S 87 Synthesis and Mass Spectra of Some Hexa-, Hepta- and Octadeuterated Derivatives of Propane. F. E. Condon. *J. Am. Chem. Soc.* **73**, 4675-8(1951).
- S 88 The Synthesis of Methyl Groups from Serine and its Bearing on the Metabolism of One-Carbon Fragments. D. Elwyn, A. Weissbach, and D. B. Sprinson. *J. Am. Chem. Soc.* **73**, 5509-10(1951).
- S 89 The Synthesis of Methylamine-C-14 and Diazo-methane-C-14. R. D. H. Heard, J. R. Jamieson, and S. Solomon. *J. Am. Chem. Soc.* **73**, 4985-6(1951).
- S 90 A Synthesis of Progesterone Labeled in Position 4. G. I. Fujimoto and J. Prager. *J. Am. Chem. Soc.* **75**, 3259-61(1953).
- S 91 Synthesis and Properties of Deuterocarbons. Benzene-d₆ and Cyclohexane-d₁₂ la. J. A. Dixon and R. W. Schiessler. *J. Am. Chem. Soc.* **76**, 2197-9(1954).
- S 92 Synthesis of Radioactive Iodine I-131 Analog of DDT. J. A. Jensen and G. W. Pearce. *J. Am. Chem. Soc.* **74**, 2436(1952).
- S 93 Synthesis of Radioactive Noradrenaline. R. W. Schayer. *J. Am. Chem. Soc.* **75**, 1757-8(1953).
- S 94 The Synthesis of Sarcosine and Betaine with C-14 in the Methyl Group. E. M. Gal, R. E. Spencer, and D. M. Greenberg. *J. Org. Chem.* **15**, 1261-3(1950).
- S 95 Synthesis of Several Carbon 14-Labeled DL-Alanine. R. Ostwald, P. T. Adams, and B. M. Tolbert. *J. Am. Chem. Soc.* **74**, 2425(1952).
- S 96 Synthesis of Some O-Glucuronides and O-Glucosides of Phenolic Amino Acids. A. Taurag, S. Abraham, and I. L. Chaikoff. *J. Am. Chem. Soc.* **75**, 3473-7(1953).
- S 97 Synthesis of Some Purines and Pyrimidines Labeled in the 2-Position with C-14. L. L. Bennett, Jr. *J. Am. Chem. Soc.* **74**, 2432(1952).
- S 98 Synthesis of S-35-Labeled Sulfanilic Acid. J. S. Ingraham. *J. Am. Chem. Soc.* **74**, 2433(1952).
- S 99 The Synthesis of Thyroxine-1-C-14. S. C. Wang, J. P. Hummel, and T. Winnick. *J. Am. Chem. Soc.* **74**, 2445(1952).
- S 100 Transformylation in the Synthesis of Adenine-8-C-14. R. Abrams and L. Clark. *J. Am. Chem. Soc.* **73**, 4609-10(1951).
- S 101 The Use of C-14-Labeled Formaldehyde in the Mannich Reaction. A. V. Logan, J. L. Huston, and D. L. Dorward. *J. Am. Chem. Soc.* **73**, 2952-3(1951).
- S 102 Vinyl Polymerization with Radioactive Aliphatic Azobisnitrile Initiators. L. M. Arnett and J. H. Peterson. *J. Am. Chem. Soc.* **74**, 2031(1952).
- S 103 Activation of Purified Glutamic-Aspartic Apotransaminase by Crystalline Pyridoxamine Phosphate. A. Meister, H. A. Sober, and E. A. Peterson. *J. Am. Chem. Soc.* **74**, 2385(1952).

- S 104 Behavior of Paraffin Hydrocarbons on Electron Impact: Synthesis and Mass Spectra of Some Deuterated Paraffin Hydrocarbons. S. O. Thompson, D. O. Schissler, and J. Turkevich. *Discussions Faraday Soc. No. 10*, 46(1952).
- S 105 A Convenient Synthesis of Uracil 2-C-14 from Urea. H. G. Mandel and C. L. Brown. *J. Am. Chem. Soc. 74*, 2439(1952).
- S 106 The Decarboxylation and Reconstitution of Linoleic Acid. II. Improvements in the Procedure and its Application to the Preparation of 1-C-14-Linoleic Acid. D. R. Howton and Nevenzal. *J. Am. Chem. Soc. 76*, 4970(1954).
- S 107 Friedel-Crafts Synthesis of Functionally Labeled Ketones. R. J. Speer and J. K. Jeanes. *J. Am. Chem. Soc. 74*, 2443(1952).
- S 108 Improved Procedure for Synthesis of P-32 Oxytrichloride. J. L. Kalinsky and A. Weinstein. *J. Am. Chem. Soc. 76*, 5882(1954).
- S 109 Laboratory Preparation of Ca-45CO₃ and Ca-45SO₄.2H₂O. H. S. Jacobs and J. V. Jordan. *Science 120*, 801-2(1954).
- S 110 A Method for the Synthesis of High Specific Activity Benzene-C-14. R. J. Speer, M. L. Humphries, and A. Roberts. *J. Am. Chem. Soc. 74*, 2443(1952).
- S 111 A New Synthesis of 2:5-Dihydroxyphenyl-DL-Alanine Adapted to Isotopic Scale. A. T. Shulgin and E. M. Gal. *J. Chem. Soc. 267*, 1316-18(1953).
- S 112 Pregneninolone, an Intermediate in the Biosynthesis of Progesterone and the Adrenocortical Hormones. S. Solomon, A. L. Lenz, R. Van deWiele, and S. Liberman. *Abstr. 126th. Meeting Am. Chem. Soc.*, 29c(1954).
- S 113 Preparation of Carbon 14-Labeled DDT. G. W. Pearce and J. A. Jensen. *J. Agr. Food Chem. 1*, 776-8(1953).
- S 114 The Preparation of 1-C-14-Labeled Glucose Mannose and Fructose. H. G. Hers, J. Edelman, and V. Ginsburg. *J. Am. Chem. Soc. 76*, 5160(1954).
- S 115 Preparation of Crystalline Phosphorylated Derivatives of Vitamin B-6. E. A. Peterson and H. A. Sober. *J. Am. Chem. Soc. 76*, 169(1954).
- S 116 Preparation of D-galactose-1-C-14 and D-talose-1-C-14. H. S. Isbell, H. L. Frush, and N. B. Holt. *J. Research Natl. Bur. Standards 53*, 217(1954).
- S 117 Preparation of Glycerol Evenly Labeled with C-14. S. Abraham. *J. Am. Chem. Soc. 74*, 6098(1952).
- S 118 Preparation of Macrocrystalline Fluorapatite Containing Radioactive Phosphorus. G. V. Elmore and E. O. Huffman. *J. Am. Chem. Soc. 74*, 4950(1952).
- S 119 Simplified Procedure for the Preparation of n-butanol-1-C-14 in a Form Suitable for the Preparation of Esters. H. Gottlieb, J. Sorden, and K. Guenther. *Abstr. 121st Meeting Am. Chem. Soc.*, 91K(1952).
- S 120 A Study of the Conditions Involved in the Preparation of 3,5-Diiodo-4-oxo-1-pyridineacetic Acid (Diodrast) Containing Iodine 131. A. Roe, R. L. Hayes, and H. D. Bruner. *J. Elisha Mitchell Sci. Soc. 66*, 163-70(1950).
- S 121 Synthesis of Adrenalin-β-C-14. R. W. Schayer. *J. Am. Chem. Soc. 74*, 2441(1952).
- S 122 Synthesis of L-Ascorbic-1-C-14 Acid from D-Sorbitol. L. L. Salomon, J. J. Burns, and C. G. King. *J. Am. Chem. Soc. 74*, 5161(1952).
- S 123 The Synthesis of L-Ascorbic Acid Uniformly Labeled with C-14. A. A. Bothner-By, M. Gibbs, and R. C. Anderson. *Science 112*, 363(1950).
- S 124 Synthesis of Carbon 14-Labeled 3-(p-Chlorophenyl)-1,1-Dimethylurea. N. E. Searle and H. E. Cupery. *J. Org. Chem. 19*, 1622(1954).
- S 125 Synthesis of Carbon 14-Labeled dl-Glutamic Acid. R. J. Speer, A. Roberts, M. Maloney, and H. R. Mahler. *J. Am. Chem. Soc. 74*, 2444(1952).
- S 126 The Synthesis of C-14-Labeled "Squalene". W. G. Dauben and H. L. Bradlow. *J. Am. Chem. Soc. 74*, 5204(1952).
- S 127 Synthetic C-14-"Squalene": Concerning Its Incorporation into Cholesterol by Liver. G. M. Tomkins, I. L. Chaikoff, W. G. Dauben, H. L. Bradlow, and P. A. Srere. *J. Am. Chem. Soc. 74*, 6145(1952).
- S 128 The Synthesis of Cyclobutene-d6 and Cyclobutane-d8. R. C. Lord. *J. Chem. Phys. 21*, 378(1953).
- S 129 The Synthesis of Diodrast Containing Iodine 131. A. Roe, R. L. Hayes, and H. D. Bruner. *J. Elisha Mitchell Sci. Soc. 66*(1950).
- S 130 The Synthesis of Double Labeled Parathion. R. E. Hein and R. H. McFarland. *J. Am. Chem. Soc. 74*, 1856(1952).
- S 131 The Synthesis of 2-Ethylhexanol-1-C-14 and Ester. J. L. Kalinsky and A. Weinstein. *J. Am. Chem. Soc. 76*, 3730(1954).
- S 132 Synthesis of Fumaric Acid-2-C-14. R. F. Nystrom and J. C. Leak. *J. Am. Chem. Soc. 75*, 3039(1953).
- S 133 Synthesis of D-glucose-1-C-14 and D-mannose-1-C-14. H. S. Isbell, J. V. Karabinos, H. L. Frush, N. B. Holt, A. Schwebel, and T. T. Galkowski. *J. Research Natl. Bur. Standards 48*, 163(1952).
- S 134 Synthesis of Histamine-2-C-14. Imidazole. R. W. Schayer. *J. Am. Chem. Soc. 74*, 2440(1952).
- S 135 The Synthesis of Isotopically Labeled Adenosine-2' Phosphate and Adenosine-3' Phosphate. G. R. Barker. *J. Chem. Soc.*, 3396-8(1954).
- S 136 Synthesis of α-D-lyxose-1-C-14 and β-D-lyxose-1-C-14. H. S. Isbell, H. L. Frush, and N. B. Holt. *J. Research Natl. Bur. Standards 53*, 325(1954).
- S 137 Synthesis of 2-Methyl-Aminofluorene-N-Methyl-C-14. J. N. Little and F. E. Ray. *J. Am. Chem. Soc. 74*, 4955(1952).

- S 138 The Synthesis of Radioactive DDT. C. H. Wang. *J. Am. Chem. Soc.* 75, 4336(1953).
- S 139 Synthesis of Radioactive Parathion Using Sulfur 35. J. A. Jensen and G. W. Pearce. *J. Am. Chem. Soc.* 74, 3184(1952).
- S 140 The Synthesis of Tritium-Labeled Methyl Iodide and Acriflavine. K. E. Wilzbach, N. Smith, and W. G. Brown. *Abstr., 126th. Meeting. Am. Chem. Soc.*(1954).
- S 141 Microsynthèse de benzaéridines angulaires marquées par du Carbone radioactif C-14. P. Daudel, M. Flou, A. Cheutin, R. Muxart, Buu-Hoi, B. Eckert, et W. Hoan. *Compt. rend.* 232, 968(1951).
- S 142 Synthèse microchimique de dérivés des benzaéridines marqués dans le noyau. P. Daudel, A. Cheutin, M. Flou, Buu-Hoi, et R. Muxart. *Bull. soc. chim., (France)* 19, 86(1952).
- S 143 Preparation of Carboxyl-labelled Oleic Acid. S. Bergstrom, K. Paabo, and M. Rottenberg. *Acta Chem. Scand., No. 6*, 1127(1952).
- S 144 Studies on Vitamin D, I. The synthesis of Vitamin D-3 C-14. E. Havinga and J. P. L. Bots. *Rec. Trav. Chim. Pays-Bas* 73, No. 6, 393-400 (1954).
- S 145 Synthese von L- und D-Glutamin-Saure-1,2-C-14 (13. Mitteilung Uber die Chemie der Tumoren). F. Kogl, J. Halberstadt, und T. J. Barendregt. *Rec. Trav. Chim. Pays-Bas* 68, No. 6, 387-96 (1949).
- S 146 A Synthesis of Isonicotinic Acid by Halogen-Metal Exchange and Its Application to the Preparation of Isonicotinic-C-14-Acid Hydrazide. A. Murray and W. Langham. *J. Am. Chem. Soc.* 74, 6289(1952).

General Chemistry

- T 1 An Analysis of the Electron Diffraction Data for Decaborane. C. M. Lucht. *J. Am. Chem. Soc.* 73, 2373-5(1951).
- T 2 Analytical Applications of Radiochemical Technique. J. E. Hudgens, Jr. *Anal. Chem.* 24, 1704-8(1952).
- T 3 Analytical Procedures for Ethyl Xanthate Labeled with Radiosulfur. A. M. Gaudin and J. S. Carr. *Anal. Chem.* 24, 887-9(1952).
- T 4 Characteristic Infrared Absorptions Due to Aryl Deuterium. G. V. D. Tiers and J. H. Tiers. *J. Chem. Phys.* 20, 761-2(1952).
- T 5 Chemical Analysis and Isotopic Assay of Organic Compounds. R. C. Anderson, Y. Delabarre, and A. A. Bothner-By. *Anal. Chem.* 24, 1298-303(1952).
- T 6 Chemical Interactions of Amino Compounds and Sugars. VI. The Repeating Unit in Browning Polymers. M. L. Wolfrom, R. C. Schlicht, A. W. Langer, Jr., and C. S. Rooney. *J. Am. Chem. Soc.* 75, 1013(1953).
- T 7 The Chemistry of Diisopropyl Chromate. A. Leo and F. H. Westheimer. *J. Am. Chem. Soc.* 74, 4383-6(1952).
- T 8 Chemistry of Technetium. I. Preparation of Technetium Heptoxide. G. E. Boyd, J. W. Cobble, C. M. Nelson, and W. T. Smith, Jr. *J. Am. Chem. Soc.* 74, 556-7(1952).
- T 9 Chemistry of Technetium. II. Preparation of Technetium Metal. J. W. Cobble, C. M. Nelson, G. W. Parker, W. T. Smith, Jr., and G. E. Boyd. *J. Am. Chem. Soc.* 74, 1852(1952).
- T 10 The Chromic Acid Oxidation of Isopropyl Alcohol in 86.5% Acetic Acid Solution. The Chemistry of the Chlorochromate Ion. M. Cohen and F. H. Westheimer. *J. Am. Chem. Soc.* 74, 4387-91(1952).
- T 11 Condensed Gas Calorimetry. II. Heat Capacity of Ortho-deuterium between 13.1 and 23.6° K., Melting and Boiling Points, Heats of Fusion and Vaporization. Vapor Pressures of Liquid Ortho-deuterium. E. C. Kerr, E. B. Rifkin, H. L. Johnston, and J. T. Clarke. *J. Am. Chem. Soc.* 73, 282-4(1951).
- T 12 Condensation of proteins with Thiocyanate. F. Haurowitz, R. L. Hardin, and M. Zimmerman. *Federation Proc.* 13, No. 1, 225-6(1954).
- T 13 Critical Temperatures, Pressures, and Volumes of Hydrogen, Deuterium, and Hydrogen Deuteride. H. J. Hoge and J. W. Lassiter. *J. Research Natl. Bur. Standards* 47, 75-9(1951).
- T 14 The Decarbonylation of Diphenyl Triketone. J. D. Roberts, D. R. Smith, and C. C. Lee. *J. Am. Chem. Soc.* 73, 618-25(1951).
- T 15 Degradation of Labeled Propionic and Acetic Acids. E. F. Phares. *Arch. Biochem. and Biophys.* 33, 173-8(1951).
- T 16 The Densities of Liquid Tritium, 20.6 to 29° K. E. R. Grilly. *J. Am. Chem. Soc.* 73, 5307-8(1951).
- T 17 Determination of Antimony by Radioactivation. J. E. Hudgens, Jr. and P. J. Cali. *Anal. Chem.* 24, 171-4(1952).
- T 18 Determination of Carbonyl Groups by Reaction with Radioactive Cyanide, and a Simple Means for Estimation of Molecular Weight in Polysaccharides. H. S. Isbell. *Science* 113, 532-3(1951).
- T 19 Determination of Deuterium. C. A. Dubbs. *Anal. Chem.* 25, 828-9(1953).
- T 20 Determination of Deuterium in Water. L. Friedman and A. P. Irsa. *Anal. Chem.* 24, 876-8(1952).
- T 21 Determination of Heavy Water with the Hot Wire Gage. R. G. Haldeman. *Anal. Chem.* 25, 787-90(1953).
- T 22 Determination of Submicrogram Quantities of Arsenic by Radioactivation General Method

- and Application to Germanium Dioxide. A. A. Smales and B. D. Pate. *Anal. Chem.* **24**, 717-21(1952).
- T 23 Determination of Trace Impurities in Magnesium by Activation Analysis. G. J. Atchison and W. H. Beamer. *Anal. Chem.* **24**, 1812-5(1952).
- T 24 Determination of Triphosphate and Pyrophosphate by Isotope Dilution. O. T. Quimby, A. J. Mabis, and H. W. Lampe. *Anal. Chem.* **26**, 661-7(1954).
- T 25 Diffusion of Oxygen in Potassium Chloride. W. S. Koski. *J. Chem. Phys.* **17**, 582(1949).
- T 26 The Direct Determination of the Critical Temperature and Critical Pressure of Normal Deuterium. Vapor Pressures between the Boiling and Critical Points. A. S. Friedman, D. White, and H. L. Johnston. *J. Am. Chem. Soc.* **73**, 1310-1(1951).
- T 27 The Displacement of the Benzoyl Group from Phenyl 9-Fluorenyl Ketone. J. G. Burr, Jr. *J. Am. Chem. Soc.* **74**, 1717-9(1952).
- T 28 Disproportionation in Deuterated Ammonia. J. Bigeleisen. *J. Chem. Phys.* **20**, 1495-6(1952).
- T 29 Disproportionation in Deuterated Ammonia. D. F. Stedman. *J. Chem. Phys.* **20**, 718-21(1952).
- T 30 Electrodeposition Behavior of Traces of Silver. II. Effects of Electrode History and the Presence of Other Ions. J. C. Griess, Jr., J. T. Byrne, and L. B. Rogers. *J. Electrochem. Soc.* **98**, 447-51(1951).
- T 31 Elimination and Replacement Reactions of dl-Erythro- and dl-three-2-Deutero-1, 2-diphenylethanol and Derivatives. D. Y. Curtin and D. B. Kellem. *J. Am. Chem. Soc.* **75**, 6011-8(1953).
- T 32 Fluoride Determination by Electron Transfer Catalysis. W. D. Armstrong and L. Singer. *Anal. Chem.* **26**, 1047-9(1954).
- T 33 Hydrocarbon Flame Spectra. G. A. Hornbeck and R. C. Herman. *Ind. Eng. Chem.* **43**, 2739-57(1951).
- T 34 Infrared Absorption Spectra of Aqueous HF₂⁻, DF₂⁻, and HF. L. H. Jones and R. A. Penneman. *J. Chem. Phys.* **22**, 781-2(1954).
- T 35 Infrared Determination of Methyl Deuteride. T. L. Brown and R. B. Bernstein. *Anal. Chem.* **23**, 673-4(1951).
- T 36 Infrared and Mass Spectra of Some Deuterium-Containing Derivatives of Propane. F. E. Condon, H. L. McMurry, and V. Thornton. *J. Chem. Phys.* **19**, 1010-3(1951).
- T 37 Infrared Spectrum of α_2 for B-10F₃ and B-11F₃. A. H. Nielsen. *J. Chem. Phys.* **22**, 659-64(1954).
- T 38 Infrared Spectrum of Deuterated Ascorbic Acid. J. W. Weigl. *Anal. Chem.* **24**, 1483-6(1952).
- T 39 Infrared Spectra of Heavy Water Adsorbed on Silica Gel. G. C. Pimentel, C. W. Garland, and G. Jura. *J. Am. Chem. Soc.* **75**, 803-5(1953).
- T 40 Infrared Spectrum of S-160-180 and the Potential Constants of SO₂. S. R. Polo and M. K. Wilson. *J. Chem. Phys.* **22**, 900-3(1954).
- T 41 The Infrared Spectra and Structure of LiOH. H₂O and the Deuterium Species. Remark on Fundamental Frequency of OH-. L. H. Jones. *J. Chem. Phys.* **22**, 217-9(1954).
- T 42 The Infrared Spectrum and Molecular Constants of DBr. F. L. Keller and A. H. Nielsen. *J. Chem. Phys.* **22**, 294-9(1954).
- T 43 Infrared Studies of Mixed Crystals: Naphthalene-d in Naphthalene. W. B. Person and G. C. Pimentel. *J. Chem. Phys.* **20**, 1913-5(1952).
- T 44 Isotope Effect in Continuous Ultraviolet Absorption Spectra: Methyl Bromide-d₃ and Chloroform-d. A. A. Gordus and R. B. Bernstein. *J. Chem. Phys.* **22**, 790-5(1954).
- T 45 The Isotope Effect. II. Pyrolysis of Lithium Acetate-1-C-14. A. Roe and J. B. Finlay. *J. Am. Chem. Soc.* **74**, 2442(1952).
- T 46 Isotope Method for Direct Determination of Oxygen in Fluorocarbon Derivatives. A. D. Kirshenbaum, A. G. Streng, and A. V. Grosse. *Anal. Chem.* **24**, 1361-2(1952).
- T 47 Loss of Radioactivity from Barium Carbonate Samples. P. E. Yaukwich. *Science* **107**, 681-3(1948).
- T 48 Low Temperature Heat Capacities of Inorganic Solids. VIII. Heat Capacity of Zirconium from 14 to 300° K. G. B. Skinner and H. L. Johnston. *J. Am. Chem. Soc.* **73**, 4549-50(1951).
- T 49 Mass Spectra and Appearance Potentials of Ketene Monomer and Dimer; Relation to Structure of Dimer. F. A. Long and L. Friedman. *J. Am. Chem. Soc.* **75**, 2837-40(1953).
- T 50 Mass Spectra of Six Lactones. L. Friedman and F. A. Long. *J. Am. Chem. Soc.* **75**, 2832-6(1953).
- T 51 The Mass Spectra of Some Deuterated Isopropyl Alcohols. L. Friedman and J. Turkevich. *J. Am. Chem. Soc.* **74**, 1666(1952).
- T 52 Mass Spectrometric Analysis of Deuterated Hydrocarbons. A. W. Tickner, W. A. Bryce, and F. P. Lossing. *J. Am. Chem. Soc.* **73**, 5001-2(1951).
- T 53 Measurement of Deuterium Oxide Concentration in Water Samples by the Mass Spectrometer. H. W. Washburn, C. E. Berry and L. G. Hall. *Anal. Chem.* **25**, 130-4(1953).
- T 54 A Method for Simultaneous Determination of Carbon 14 and Total Carbon. D. L. Buchanan and A. Nakao. *J. Am. Chem. Soc.* **74**, 2389(1952).
- T 55 Methods for Preparing Thulium Oxide or Metal. F. H. Spedding, A. H. Daane, and J. E. Powell. *Nucleonics* **12**, No. 5, 37(1954).
- T 56 Microwave Spectra and Molecular Structures of Fluoroform, Chloroform, and Methyl Chloroform. S. N. Ghosh, R. Trambarulo, and W. Gordy. *J. Chem. Phys.* **20**, 605-7(1952).
- T 57 The Microwave Spectra of POF and PSF. N. J. Hawkins, V. W. Cohen, and W. S. Koski. *J. Chem. Phys.* **20**, 528(1952).

- T 58 Microwave Spectrum of DI at 1.5-mm Wavelength. J. A. Klein and A. H. Nethercot, Jr. *Phys. Rev.* 91, 1018(1953).
- T 59 Microwave Spectrum of HDO. D. W. Posener and M. W. P. Strandberg. *J. Chem. Phys.* 21, 1401-2(1953).
- T 60 The Microwave Spectrum of Ketene. H. R. Johnson and M. W. P. Strandberg. *J. Chem. Phys.* 20, 687-95(1952).
- T 61 Molar Volumes of Liquid Deuterium and of a 1:1 Mixture of Tritium and Deuterium, 19.5 to 24.5° K. E. C. Kerr. *J. Am. Chem. Soc.* 74, 824-5(1952).
- T 62 A New Solvent Extraction Method for the Separation of Niobium and Tantalum. G. W. Leddicotte and F. L. Moore. *J. Am. Chem. Soc.* 74, 1618(1952).
- T 63 Nonorthophosphate Contaminant of Neutron-Irradiated Rock Phosphates Procedures for Its Removal. A. J. Mackenzie and J. W. Borland. *Anal. Chem.* 24, 176-9(1952).
- T 64 Observations on Some Chemical and Physical Properties of Technetium and Its Compounds. C. L. Rulfs and W. W. Meinke. *J. Am. Chem. Soc.* 74, 235-6(1952).
- T 65 Optical Spectrophotometric Analysis of Hydrogen-Deuterium Mixtures in Presence of Air. H. P. Broida and G. H. Morgan. *Anal. Chem.* 24, 799-804(1952).
- T 66 Optical Spectroscopic Determination of Hydrogen Isotopes in Aqueous Mixtures. H. P. Broida, H. J. Morowitz and M. Selgin. *J. Research Natl. Bur. Standards* 52, 293-301(1954).
- T 67 The Piezoelectric, Dielectric, and Elastic Properties of ND₄-D₂PO₄ (Deuterated ADP). W. P. Mason and B. T. Matthias. *Phys. Rev.* 88, 477-9(1952).
- T 68 Precision Obtained with Vibrating Reed Electrometer in Radioassaying Meta- and Para-Substituted Benzoic-Alpha-Carbon-14 Acids. V. F. Raaen and G. A. Ropp. *Anal. Chem.* 25, 174-5(1953).
- T 69 The Preparation and Characterization of Some Deuteroboron Compounds. A. B. Burg. *J. Am. Chem. Soc.* 74, 1340(1952).
- T 70 The Preparation of Li-6 Targets. F. Ajzenberg. *Rev. Sci. Instr.* 23, 648(1952).
- T 71 The Preparation and Particle Size Measurement of Monodisperse Radioactive Gold Colloids. D. B. Zilbersmit, G. A. Boyd, and M. Brucer. *J. Lab. Clin. Med.* 40, 261-6(1952).
- T 72 Pyrolysis of Mixtures of Ethane and Ethane-d. L. A. Wall and W. J. Moore. *J. Am. Chem. Soc.* 73, 2840(1951).
- T 73 Quadrupole Coupling of the Deuteron in DCCCl and DCN. R. L. White. *Phys. Rev.* 91, 1014(1953).
- T 74 Radioactive Tracer Study of Activator Distribution in Infrared Phosphor Systems: The Effect of Oxide and Calcium Ions. A. Dreeben and R. Ward. *J. Am. Chem. Soc.* 73, 4679-80(1951).
- T 75 Radiocarbon Combustion and Mounting Techniques. E. A. Evans and J. L. Huston. *Anal. Chem.* 24, 1482-3(1952).
- T 76 Radiochemical Assay of Cobalt 60. R. Ballentine and D. D. Burford. *Anal. Chem.* 26, 1031-5(1954).
- T 77 The Reaction of 9-Formylfluorene-10-C-14 with Formaldehyde. J. G. Burr, Jr. *J. Am. Chem. Soc.* 73, 823(1951).
- T 78 Reactions of Methane with Iodine Activated by Radiative Neutron Capture. J. F. Hornig, G. Levey, and J. E. Willard. *J. Chem. Phys.* 20, 1556-60(1952).
- T 79 Recovery of I-131 in Iodide Microanalysis. L. Van Middlesworth and J. T. Truemper. *Federation Proc.* 12, 147(1953).
- T 80 Relative Rates of Transamination and of Hydrogen Exchange. M. A. Hilton, F. W. Barnes, Jr., and T. Enns. *Federation Proc.* 13, No. 1, 230(1954).
- T 81 A Review of the Uses of Isotopic Carbon in Organic Chemical Research. G. A. Ropp and O. K. Neville. *Nucleonics* 9, No. 2, 22-37 and 70(1951).
- T 82 The Rotation-Vibration Spectra of Allene and Allene-d. R. C. Lord and P. Venkateswarlu. *J. Chem. Phys.* 20, 1237-47(1952).
- T 83 Rotation-Vibration Spectra of Diatomic and Simple Polyatomic Molecules with Long Absorbing Paths. VIII. The Spectra of Tri-deuteromethylacetylene and Diacetylene from 1.2 μ to 0.7 μ . A. V. Jones. *J. Chem. Phys.* 20, 860-8(1952).
- T 84 The Rotational Spectra of Regular and Deuterated Phosphine and Arsine in the Region between 50 and 200 K. R. E. Stroup, R. A. Oetjen, and E. E. Bell. *J. Opt. Soc. Amer.* 43, 1096-9(1953).
- T 85 Separation of Niobium and Tantalum by Liquid-Liquid Extraction. J. Y. Ellenburg, G. W. Leddicotte, and F. L. Moore. *Anal. Chem.* 26, 1045-7(1954).
- T 86 Separation of Radioactive Iron from Biological Materials. R. E. Peterson. *Anal. Chem.* 24, 1850-2(1952).
- T 87 The Separation of Technetium from Molybdenum, Cobalt, and Silver. N. F. Hall and D. H. Johns. *J. Am. Chem. Soc.* 75, 5787-91(1953).
- T 88 Some Ion-Exchange Studies of the Polymerization of Beryllium. I. Feldman and J. R. Havill. *J. Am. Chem. Soc.* 74, 2337(1952).
- T 89 Some Physical Properties of the Deuterogermanes. A. H. Zeltmann and G. C. Fitzgibbon. *J. Am. Chem. Soc.* 76, 2021-2(1954).
- T 90 Spectroscopic Analysis of Deuterium in Hydrogen-Deuterium Mixtures. H. P. Broida and J. W. Moyer. *J. Opt. Soc. Amer.* 42, 37-41(1952).
- T 91 Stable Isotope Dilution Method for Nicotinic Acid Determination. N. R. Trenner, R. W.

- Walker, B. Arison, and C. Trumbauer. *Anal. Chem.* **23**, 487-90(1951).
- T 92 Studies on the Catalytic Reduction of Acetone. L. Friedman and J. Turkevich. *J. Am. Chem. Soc.* **74**, 1669(1952).
- T 93 Studies in Low Concentration Chemistry. IV. The Radiocolloidal Properties of Beryllium. G. K. Schweitzer and J. W. Nehls. *J. Am. Chem. Soc.* **75**, 4354-7(1953).
- T 94 Substituted Methanes. IX. Raman and Infrared Spectra, Assignments, Potential Constants, and Calculated Thermodynamic Properties for CHClBr_2 and CDClBr_2 . D. A. Pontarelli, A. G. Meister, F. F. Cleveland, F. L. Voelz, R. B. Bernstein, and R. H. Sherman. *J. Chem. Phys.* **20**, 1949-54(1952).
- T 95 Substituted Methanes. XII. Infrared Spectral Data for Deuterotrichloromethane. R. B. Bernstein, A. A. Gordus, and F. F. Cleveland. *J. Chem. Phys.* **20**, 1979(1952).
- T 96 The Thermal Decomposition of Deuterated Barium Butyrate. K. B. Wiberg. *J. Am. Chem. Soc.* **74**, 4381-2(1952).
- T 97 An Ultra-High Frequency Rotational Line of HDO. Y. Beers and S. Weisbaum. *Phys. Rev.* **91**, 1014(1953).
- T 98 The Use of Double Dilution for the Simultaneous Determination of Yield and Activity of Radioactive Compounds. R. H. Mayor and C. J. Collins. *J. Am. Chem. Soc.* **73**, 471(1951).
- T 99 The Use of Isotopic Molecules for the Complete Determination of Force Constants. I. Linear Molecules. J. C. Decius. *J. Chem. Phys.* **20**, 511-6(1952).
- T 100 The Vapor Pressures of the Deuteromethanes. G. T. Armstrong, F. G. Brickwedde, and R. B. Scott. *J. Chem. Phys.* **21**, 1297-8(1953).
- T 101 Vapor Pressures of Hydrogen, Deuterium, and Hydrogen Deuteride and Dew-Point Pressures of their Mixtures. H. J. Hoge and R. D. Arnold. *J. Research Natl. Bur. Standards* **47**, 63-74(1951).
- T 102 The Vapor Pressures of Hydrogen, Deuterium and Tritium up to Three Atmospheres. E. R. Grilly. *J. Am. Chem. Soc.* **73**, 843-6(1951).
- T 103 Vapor Pressures of Perdeuterobenzene and of Perdeuterocyclohexane. R. T. Davis, Jr., and R. W. Schiessler. *J. Phys. Chem.* **57**, 966-8(1953).
- T 104 The Vibration-Rotation Spectrum of D_2O^+ . W. S. Benedict, N. Gailar, and E. K. Plyler. *J. Chem. Phys.* **21**, 1301-2(1953).
- T 105 The Vibration-Rotation Spectrum of HDO^+ . W. S. Benedict, N. Gailar, and E. K. Plyler. *J. Chem. Phys.* **21**, 1302-3(1953).
- T 106 Vibrational Frequencies of Phosphine-d and Phosphine-d₂. R. E. Weston, Jr., and M. H. Sirvetz. *J. Chem. Phys.* **20**, 1820-1(1952).
- T 107 The Vibrational Spectra and Structure of Solid Hydroxylamine and Deutero-Hydroxylamine. R. E. Nightingale and E. L. Wagner. *J. Chem. Phys.* **22**, 203-8(1954).
- T 108 Viscosities of Benzene-d₆ and Cyclohexane-d₁₂. J. A. Dixon and R. W. Schiessler. *J. Phys. Chem.* **58**, 430-2(1954).
- T 109 The Behavior of Isobutane in Concentrated Sulfuric Acid. J. W. Otvos, D. P. Stevenson, C. D. Wagner and O. Beeck. *J. Am. Chem. Soc.* **73**, 5741(1951).
- T 110 A Cell for the Preparation of Small Quantities of Alkali Metals. P. S. Baker, G. F. Wells, and W. R. Rathkamp. *J. Chem. Educ.* **31**, 515(1954).
- T 111 Changes in the Infrared Spectra of Solutions of Desoxyribose Nucleic Acid. E. R. Blout and H. Lenormant. *Biochim. et Biophys. Acta* **15**, 303(1954).
- T 112 Characterization of Nonorthophosphate P-32 in Neutron-Irradiated Potassium Dihydrogen Phosphate. J. W. Borland, A. J. Mackenzie, and W. L. Hill. *Ind. Eng. Chem.* **44**, 2726-8(1952).
- T 113 The Chemistry of Thorium. IV. Some Observations of Thorium Hypophosphate. T. Moeller and G. Q. Dawson. *J. Am. Chem. Soc.* **75**, 3572(1953).
- T 114 The Density, Surface Tension, and Viscosity of Deuterium Oxide at Elevated Temperatures. J. R. Heiks, M. K. Barnett, L. V. Jones, and E. Orban. *J. Phys. Chem.* **58**, 488(1954).
- T 115 Determination of the Formula of an Oxide of Polonium. A. W. Martin. *J. Phys. Chem.* **58**, 911(1954).
- T 116 Determination of Sulfur by Elementary Isotopic Analysis. A. D. Kirshenbaum and A. V. Grosse. *Anal. Chem.* **22**, 613(1950).
- T 117 Direct Determination of Oxygen in Rubber. Comparison between Isotopic and Schutze-Unterzaucher Methods. A. D. Kirschenbaum and A. G. Streng. *Anal. Chem.* **25**, 638(1953).
- T 118 Ethylenediamine. A Carbonate-Free Alkali for Carbon Dioxide Absorption. R. W. Swick, D. L. Buchanan and A. Nakao. *Anal. Chem.* **24**, 2000(1952).
- T 119 Hydrogen Bonding in Sodium Trifluoroacetate-Trifluoroacetic Acid Compounds. W. Klemperer and G. C. Pimentel. *J. Chem. Phys.* **22**, 1399(1954).
- T 120 Hydrogen Redistribution During Olefin Hydrogenation. C. D. Wagner, J. N. Wilson, J. W. Otvos, and D. P. Stevenson. *J. Chem. Phys.* **20**, 338-9(1952).
- T 121 The Hydrolysis Polymerization of Zirconium in Perchloric Acid Solution. R. E. Connick and W. H. Reas. *J. Am. Chem. Soc.* **73**, 1171(1951).
- T 122 The Infrared Spectra of Monochlorogermane and Monochlorogermane-d₃. R. C. Lord and C. M. Steese. *J. Chem. Phys.* **22**, 542-6(1954).
- T 123 The Infrared Spectra of Propylene and Propylene-d₆. R. C. Lord and P. Venkateswarlu. *J. Opt. Soc. Am.* **43**, 1079-85(1953).
- T 124 The Infrared Spectra of Stable Pentaborane and Deuterated Pentaborane. H. J. Hrostowski and G. C. Pimentel. *J. Am. Chem. Soc.* **76**, 998(1954).

- T 125 Infrared Spectra and the Structure of Glycine and Leucine Peptides. E. R. Blout and S. G. Lindsley. *J. Am. Chem. Soc.* 74, 1946(1952).
- T 126 Infrared Spectroscopy of Biologic Materials in Aqueous Solutions. E. R. Blout and H. Lenormant. *J. Opt. Soc. Amer.* 43, 1093(1953).
- T 127 Ion Exchange Measurements of Activity Coefficients and Association Constants of Cerous Salts in Mixed Electrolytes. R. E. Connick and S. W. Mayer. *J. Am. Chem. Soc.* 73, 1176(1951).
- T 128 Isotope Effects in Mass Spectra. D. P. Stevenson. *Vortex*, 198-204(1951).
- T 129 Les Spectres I.R. des Proteines en Solution, Effet du pH et de l'Elevation de Temperature. H. Lenormant and E. R. Blout. *Bull. soc. chim. de France*, 859(1954).
- T 130 The Mass Spectra of C1-C4 Monodeutero Paraffins. D. P. Stevenson and C. D. Wagner. *J. Chem. Phys.* 19, 11-16(1951).
- T 131 Measurement of Surface Phosphate on Hydroxylapatite and Phosphate Rock with Radiophosphorus. S. R. Olsen. *J. Phys. Chem.* 56, 630-2(1952).
- T 132 The Microwave Spectra, Structure, Dipole Moment, and Chlorine Nuclear Quadrupole Coupling Constants of Methylene Chloride. R. J. Myers and W. D. Gwinn. *J. Chem. Phys.* 20, 1420(1952).
- T 133 The Microwave Spectra, Structure, and Dipole Moments of Ethylene Oxide and Ethylene Sulfide. G. L. Cunningham, A. W. Boyd, R. J. Myers, W. D. Gwinn, and W. I. LeVan. *J. Chem. Phys.* 19, 676(1951).
- T 134 A Modified Isotopic Exchange Rate Expression. R. E. Johnson. *J. Chem. Phys.* 21, 1405(1953).
- T 135 Nature of the Hydrogen Bond in 1,2-Bis (Vidioximo-*N,N'*) Nickel (II) Compounds. R. C. Voter, C. V. Banks, V. A. Fassel, and P. W. Kehres. *Anal. Chem.* 23, 1730-5(1951).
- T 136 Nonequivalence of Chlorine Atoms in Phosphorus Pentachloride. J. Downs and R. E. Johnson. *J. Chem. Phys.* 22, 143(1954).
- T 137 Observation on Some Chemical and Physical Properties of Technetium and its Compounds. C. L. Rulfs and W. W. Meinke. *J. Am. Chem. Soc.* 74, 235(1952).
- T 138 Octane-1,1,1,8,8,8-d-6. A. Streitwieser. *J. Am. Chem. Soc.*, Dec.(1954).
- T 139 Origin of the Absorption Band at 1550 cm.⁻¹ in Proteins. H. Lenormant and E. R. Blout. *Nature* 172, 770(1953).
- T 140 Possible Existence of a Symmetrical O...H...O Hydrogen Bond in Nickel Dimethylglyoxime. L. E. Godycki, R. E. Rundle, R. C. Voter, and C. V. Banks. *J. Chem. Phys.* 19, 1205-6(1951).
- T 141 Preparation of High-Purity Lithium Metal by Vacuum Distillation. P. S. Baker, F. R. Duncan and H. B. Greene. *Science* 118, 778(1953).
- T 142 Preparation of Isotopic Lithium Metal by Thermochemical Reduction. P. S. Baker, F. R. Duncan and H. B. Greene. *Science* 119, 469(1954).
- T 143 Preparation of Radiohypophosphate Ion. T. Moeller and G. H. Quinby. *J. Am. Chem. Soc.* 74, 6122(1952).
- T 144 Radiometric Determination of the Solubilities of Thorium and Certain Rare Earth Metal Hypophosphates. T. Moeller and G. H. Quinby. *J. Am. Chem. Soc.* 74, 6123(1952).
- T 145 Radiometric Study of Phosphate Coatings formed on Steel in Pretreatment Baths. T. F. Boyd, M. Galan, and L. Markowitz. *Corrosion* 10, 285-8(1954).
- T 146 The Raman Spectra of the Monodeuterated Toluenes. C. H. Smith, A. R. Choppin, and O. A. Nance. *J. Am. Chem. Soc.* 72, 3260(1950).
- T 147 The Rotation-Vibration Spectra of Propylene and Propylene-d6. R. C. Lord and P. Venkateswarlu. *J. Opt. Soc. Amer.* 43, 1079(1953).
- T 148 Rotation-Vibration Spectra and Structure of the Allene Molecule. R. C. Lord. *J. Opt. Soc. Amer.* 44, 256(1954).
- T 149 Rotational Isomerism and the Vibrational Spectrum of 1,2-Dibromoethane. J. T. Neu and W. D. Gwinn. *J. Chem. Phys.* 18, 1642(1950).
- T 150 Rotational Isomerism and the Vibrational Spectrum of Sym-dideuterodibromoethane. H. J. Bernstein, A. D. E. Pullin, B. S. Rabinovitch, and N. R. Larson. *J. Chem. Phys.* 20, 1227-31(1952).
- T 151 Soluble Crystalline Polyphosphates—Their Purification, Analysis and Properties. O. T. Quimby. *J. Phys. Chem.* 58, 603(1954).
- T 152 The Stereochemistry of the Debromination of Vicinal Dibromides by Metals. W. M. Schuber, B. S. Rabinovitch, N. R. Larson, and V. A. Sims. *J. Am. Chem. Soc.* 74, 4590(1952).
- T 153 Stereochemistry of the Primary Carbon. I. Optically Active Butanol-1-d.2. A. Streitwieser. *J. Am. Chem. Soc.* 75, 5014(1953).
- T 154 The Thermal Trans-Cis Isomerization of Dideuterioethylene. B. S. Rabinovitch, J. E. Douglas, and F. S. Looney. *J. Chem. Phys.* 20, 1807-8(1952).
- T 155 The Vibrational Spectra of Monochlorogermane Monochlorogermane-d3. R. C. Lord and C. M. Steese. *J. Chem. Phys.* 22, 542(1954).
- T 156 The Vibrational Spectra of Pyridine and Pyridine-d5. L. Corrsin, B. J. Fax, and R. C. Lord. *J. Chem. Phys.* 21, 1170-76(1953).
- T 157 Infrared and Raman Spectroscopy Studies of Light and Heavy Trifluoroacetic Acids. N. Fuson, M. L. Josien, E. A. Jones, and J. R. Lawson. *J. Chem. Phys.* 20, 1627-34(1952).
- T 158 Intermediates in the Reactions of Carboxylic Acid Derivatives. IV. The Hydrolysis of Benzamide. M. L. Bender and R. D. Ginger. *J. Am. Chem. Soc.* 77, 348(1955).
- T 159 Structure of the Associated OH Valence Vibration Band in Light and Heavy Acetic, Trichloroacetic and Trifluoroacetic Acids. N. Fuson and M. L. Josien. *J. Opt. Soc. Amer.* 43, 1102-5(1953).

Reaction Mechanisms and Kinetics

- U 1 Absence of Rapid Exchange of Sulfur Atoms Between Sulfate and Persulfate Ions. P. C. Riesebos and A. H. Aten, Jr. *J. Am. Chem. Soc.* 74, 2440(1952).
- U 2 Acid-Base Exchange Reactions in Liquid Sulfur Dioxide. R. E. Johnson, T. H. Norris, and J. L. Huston. *J. Am. Chem. Soc.* 73, 3052-5(1951).
- U 3 Adsorption in the Detergent Process. A. Meader, Jr., and B. A. Fries. *Ind. Eng. Chem.* 44, 1636-48(1952).
- U 4 The Adsorption of Ionic Surfactants and Their Gegenions at the Air-Water Interface of Aqueous Solutions. C. P. Roe and P. D. Brass. *J. Am. Chem. Soc.* 76, 4703-8(1954).
- U 5 The Alkaline Rearrangement of alpha-Haloketones. II. The Mechanism of the Favorskii Reaction. R. B. Loftfield. *J. Am. Chem. Soc.* 73, 4707-14(1951).
- U 6 Ammonia Decomposition and Related Phenomena on Rhenium Catalysts. J. P. McGeer and H. S. Taylor. *J. Am. Chem. Soc.* 73, 2743-51(1951).
- U 7 Anion-Exchange Chromatography of Inositol Phosphates from Soil. D. H. Smith and F. E. Clark. *Soil Sci.* 72, 353-60(1951).
- U 8 Anion Exchange of Complex Ions of Hafnium and Zirconium in HCl-HF Mixtures. E. H. Huffman and R. C. Lilly. *J. Am. Chem. Soc.* 73, 2902-5(1951).
- U 9 Anion Exchange Studies. IV. Cobalt and Nickel in Hydrochloric Acid Solutions. G. E. Moore and K. A. Kraus. *J. Am. Chem. Soc.* 74, 843(1952).
- U 10 Anion Exchange of Zirconium, Hafnium, Niobium and Tantalum in Hydrochloric Acid Solutions. E. H. Huffman, G. M. Iddings, and R. C. Lilly. *J. Am. Chem. Soc.* 73, 4474-5(1951).
- U 11 Applications of Radiotracers to the Study of Surfaces. J. E. Willard. *J. Phys. Chem.* 57, 129-34(1953).
- U 12 An Attempt to Detect Hydrogen-Deuterium Exchange between Chlorophyll and Water. J. W. Weigl and R. Livingston. *J. Am. Chem. Soc.* 74, 4160(1952).
- U 13 The Carbon Isotope Effect in the Acid Hydrolysis of Urea. J. A. Schmitt and F. Daniels. *J. Am. Chem. Soc.* 75, 3564-6(1953).
- U 14 C-14 Tracer Studies in the Rearrangement of Unsymmetrical α -Diketones. II. The Alkaline Rearrangement of Benzylideneacetophenone Oxide. C. J. Collins and O. K. Neville. *J. Am. Chem. Soc.* 73, 2471-3(1951).
- U 15 C-14 Tracer Studies in the Rearrangements of Unsymmetrical α -Diketones. IV. Ethyl α , β -Diketobutyrate to Methyltartronic Acid. H. W. Davis, E. Grovenstein, Jr., and O. K. Neville. *J. Am. Chem. Soc.* 75, 3304-5(1953).
- U 16 Catalytic Activity and Electrical Conductivity of Chromic Oxide Catalysts. S. E. Voltz and S. Weller. *J. Am. Chem. Soc.* 75, 5227-31(1953).
- U 17 Catalyzed Reactions of Unsaturated Hydrocarbons with Hydrogen and Deuterium. T. I. Taylor and V. H. Dibeler. *J. Phys. & Colloid Chem.* 55, 1036-65(1951).
- U 18 The Chelation of Praseodymium by Thenoyltrifluoroacetone. T. K. Keenan and J. F. Suttle. *J. Am. Chem. Soc.* 76, 2184-5(1954).
- U 19 Chemical Characterization of Catalysts. II. Oxygen Exchange between Water and Cracking Catalysts. G. A. Mills and S. G. Hindin. *J. Am. Chem. Soc.* 72, 5549(1950).
- U 20 Chemical Effects Accompanying the Decay of Mn-51. W. H. Burgus and J. W. Kennedy. *J. Chem. Phys.* 18, 97-105(1950).
- U 21 Chemical Kinetics of Atomic Bromine from Nuclear Isomeric Transition. W. H. Hamill and J. A. Young. *J. Chem. Phys.* 20, 888-94(1952).
- U 22 Chemisorption of Carbon Monoxide and the Heterogeneity of the Surface of Iron Catalysts. J. T. Kummer and P. H. Emmett. *J. Am. Chem. Soc.* 73, 2886-7(1951).
- U 23 The Chemistry of Persulfate. I. The Kinetics and Mechanism of the Decomposition of the Persulfate Ion in Aqueous Medium. I. M. Kolthoff and I. K. Miller. *J. Am. Chem. Soc.* 73, 3055-9(1951).
- U 24 Cobalt Adsorption and Release in Cation-Exchange Systems. W. F. Spencer and J. E. Giesecking. *Soil Sci.* 78, 267-76(1954).
- U 25 Comment on Mechanism of Photolysis of Acetaldehyde. P. D. Zemany and M. Burton. *J. Am. Chem. Soc.* 73, 499-500(1951).
- U 26 Concerning Hydrogen Transfer in a Reaction Sensitized by Chlorophyll. J. W. Weigl and R. Livingston. *J. Am. Chem. Soc.* 74, 4211(1952).
- U 27 Concerning the Mechanism of Formation of Saccharinic Acids. J. C. Sowden and D. J. Kuenne. *J. Am. Chem. Soc.* 75, 2788-9(1953).
- U 28 Constituents of U. S. P. Colechicine. N-Formyltrimethylcolchicine Acid Methyl Ether. R. F. Raffauf, A. L. Farren, and G. E. Ulyot. *J. Am. Chem. Soc.* 75, 3854(1953).
- U 29 The Conversion of Cholestanone to Cholesterol. W. G. Dauben and J. F. Eastham. *J. Am. Chem. Soc.* 73, 3260-3(1951).
- U 30 Copolymerization Theory of the Vulcanization of Rubber. VI. Hydrogen Sulfide Effects and Some Self-Limiting Features. D. Craig, A. E. Juve, W. L. Davidson, W. L. Semon, and D. C. Hay. *J. Polymer Sci.* 8, 321-35(1952).
- U 31 The Copper of Ascorbic Acid Oxidase Experiments with an Ion Exchange Resin. M. Joselow and C. R. Dawson. *J. Biol. Chem.* 191, 1-10(1951).

- U 32 Correlation of Carbohydrate Structure with Papergram Mobility. D. French and G. M. Wild. *J. Am. Chem. Soc.* 75, 2612-6(1953).
- U 33 The Decomposition of Methanol-C-14 under the Influence of its own Radiation. W. J. Skraba, J. G. Burr, Jr., and D. N. Hess. *J. Chem. Phys.* 21, 1296(1953).
- U 34 Desoxypyridoxine and Liver Transamination in the Rat. E. F. Caldwell and E. W. McHenry. *Arch. Biochem. and Biophys.* 45, 466-7(1953).
- U 35 The Determination of the Isotope Effect and its Variation with Temperature in the Dehydration of Formic-C-11 Acid. G. A. Ropp, A. J. Weinburger, and O. K. Neville. *J. Am. Chem. Soc.* 73, 5573-5(1951).
- U 36 The Deuterium Effect on Hydrogen Bond Distances in Crystals. R. E. Rundle. *J. Chem. Phys.* 21, 937-8(1953).
- U 37 Deuterium Tracers in the Elbs Reaction. C. D. Hurd and J. Azorlosa. *J. Am. Chem. Soc.* 73, 37-41(1951).
- U 38 Deuterium Tracers in the Pyrolysis of Butane and Propylene. C. D. Hurd and J. L. Azorlosa. *J. Am. Soc.* 73, 33-7(1951).
- U 39 Diffusion Characteristics of 1-3 Dichloropropene and 1-2 Dibromoethane in Soils. J. J. Siegel, A. E. Erickson, and L. M. Turk. *Soil Sci.* 72, 333-40(1951).
- U 40 Diffusion in CO₂ up to 150-Atmosphere Pressure. W. L. Robb and H. G. Drickamer. *J. Chem. Phys.* 19, 1504-8(1951).
- U 41 Diffusion in Indium Near the Melting Point. R. E. Eckert and H. G. Drickamer. *J. Chem. Phys.* 20, 13-7(1952).
- U 42 Diffusion in the System C-14O₂-CO₂ to 1000 Atmospheres Pressure. K. D. Timmerhaus and H. G. Drickamer. *J. Chem. Phys.* 20, 981-4(1952).
- U 43 Diffusion Through an Interface—Binary System. L. H. Tung and H. G. Drickamer. *J. Chem. Phys.* 20, 6-9(1952).
- U 44 Dynamic Structure of Oxide Cracking Catalyst. A. G. Oblad, S. G. Hindin, and G. A. Mills. *J. Am. Chem. Soc.* 75, 4096-8(1953).
- U 45 Effect of Nuclear Substituents on the C-14 Isotope Effect in the Saponification of Carboxyl-Labeled Ethyl Benzoates at 25° C. G. A. Rop and V. F. Raaen. *J. Chem. Phys.* 20, 1823(1952).
- U 46 The Effect of Ring Substituents on the Isotope Effects in Reactions of Carbonyl-C-14 Esters Ketones. G. A. Ropp and V. F. Raaen. *J. Chem. Phys.* 22, 1223-7(1954).
- U 47 The Effect of Supervoltage Cathode Rays on p-Aminobenzoic Acid and Anthranilic Acid Labeled with C-14. M. Corson, S. A. Goldblith, B. E. Procter, J. R. Hegness, and W. H. Langham. *Arch. Biochem. and Biophys.* 33, 263-9(1951).
- U 48 Effect of Water on the Catalytic Activity of Chromic Oxide. S. E. Voltz and S. Weller. *J. Am. Chem. Soc.* 75, 5231-2(1953).
- U 49 Effects of Cobalt γ -Radiation on Water and Aqueous Solutions. C. J. Hochanadel. *J. Phys. Chem.* 56, 587(1952).
- U 50 The Effects of Deuterium Substitution on the Rates of Organic Reactions. III. Solvolysis Rates and Arrhenius Parameters for 2,3-Dimethyl-2-chlorobutane and its 3-Deutero Analog. V. J. Shiner, Jr. *J. Am. Chem. Soc.* 76, 1603-6(1954).
- U 51 Electrodeposition Behavior of Traces of Silver. III. Transition Region Between "Trace" and "Macro" Behavior. J. T. Byrne and L. B. Rogers. *J. Electrochem. Soc.* 98, 452-6(1951).
- U 52 Electrokinetics of Hydrogen Evolution. II. Deuterium Overvoltage on Mercury. B. Post and C. F. Hiskey. *J. Am. Chem. Soc.* 73, 161-4(1951).
- U 53 Electromigration in a Cation Exchange Resin. K. S. Spiegler and C. D. Coryell. *Science* 113, 546-7(1951).
- U 54 The Epimerization of Glucose-1-C-14. A. A. Bothner-By and M. Gibbs. *J. Am. Chem. Soc.* 72, 4805(1950).
- U 55 Equilibrium in the Exchange of Deuterium between Ammonia and Hydrogen. M. Perlman, J. Bigeleisen, and N. Elliott. *J. Chem. Phys.* 21, 70-2(1953).
- U 56 Equilibrium in the Exchange of Hydrogen Phosphine and Water. R. E. Weston, Jr., and J. Bigeleisen. *J. Chem. Phys.* 20, 1400-2(1952).
- U 57 Equilibrium Studies of the Silver-Sodium-Hydrogen System on Dowex 50. O. D. Bonner and V. Rhett. *J. Phys. Chem.* 57, 254-6(1953).
- U 58 Evidence for a Cyclic Intermediate in the Reaction of Diarylethylamines with Nitrous Acid. P. S. Bailey and J. G. Burr, Jr. *J. Am. Chem. Soc.* 75, 2951-5(1953).
- U 59 Evidence on the Elementary Reactions of Halogens Activated by Radiative Neutron Capture in Ethyl Halides and in Hydrocarbons. S. Goldhaber and J. E. Willard. *J. Am. Chem. Soc.* 74, 318-22(1952).
- U 60 Examination of the Iodoform and Schmidt Reactions of Acetone-1-C-14 for Isotope Effects. G. A. Ropp, W. A. Bonner, M. T. Clark, and V. F. Raaen. *J. Am. Chem. Soc.* 76, 1710-1(1954).
- U 61 The Exchange of Deuterium for Hydrogen in n-Haptane. J. A. Dixon and R. W. Schiessler. *J. Am. Chem. Soc.* 73, 5452-3(1951).
- U 62 Exchange of Deuterium Oxide with Bromodichloromethane and Chlorodibromomethane. R. H. Sherman and R. B. Bernstein. *J. Am. Chem. Soc.* 73, 1376(1951).
- U 63 Exchange of Isotopic Oxygen Between Vanadium Pentoxide, Gaseous Oxygen and Water.

- W. C. Cameron, A. Farkas, and L. M. Litz. *J. Phys. Chem.* 57, 229-38(1953).
- U 64 The Exchange Reaction between Hydrogen Chloride and Aluminum Chloride. M. Blau, W. T. Carnall, and J. E. Willard. *J. Am. Chem. Soc.* 74, 5762(1952).
- U 65 The Exchange Reaction between Substituted Benzyl Iodides and Potassium Iodide. I. Benzyl Iodide. P. Stillson and M. Kahn. *J. Am. Chem. Soc.* 75, 3579-81(1953).
- U 66 The Exchange Reaction of Hydrogen and Tritium. L. M. Dorfman and H. C. Mattraw. *J. Phys. Chem.* 57, 723-5(1953).
- U 67 Exchange Reactions of Some 4-Coordinated Nickel Complexes. N. F. Hall and B. R. Wilford, Jr. *J. Am. Chem. Soc.* 73, 5419-23(1951).
- U 68 Exchange Reactions of Tetracyanonickelate Ion: The Structure of Nickel Cyanide. F. A. Long. *J. Am. Chem. Soc.* 73, 537-40(1951).
- U 69 The Exchange Stability of Cobalt in Vitamin B-12. R. N. Boos, C. Rosenblum and D. T. Woodbury. *J. Am. Chem. Soc.* 73, 5446-7(1951).
- U 70 Exchange Studies with Complex Ions. II. The Kinetics of the Exchange of Radiocyanide Ion with Potassium Hexacyanomanganate (III) in Aqueous Solution. A. W. Adamson, J. P. Welker, and W. B. Wright. *J. Am. Chem. Soc.* 73, 4786-90(1951).
- U 71 Exchange Studies with Complex Ions. III. The Nature of the Complex Formed Between Cobalt (II) and Potassium Cyanide, and its Exchange with Radiocyanide Ion in Aqueous Solution. A. W. Adamson. *J. Am. Chem. Soc.* 73, 5710-3(1951).
- U 72 The Exchange of Water between Aqueous Chromic Ion and Solvent. J. P. Hunt and H. Taube. *J. Chem. Phys.* 18, 757-8(1950).
- U 73 The Exchange of Water between $\text{Co}(\text{NH}_3)_5\text{H}_2\text{O}^{++}$ and Solvent. A. C. Rutenberg and H. Taube. *J. Chem. Phys.* 20, 825-6(1952).
- U 74 The Existence of Multiple Charged Molecular Ions of HBr, HCl, and DCl. W. H. Johnston and J. R. Arnold. *J. Chem. Phys.* 21, 1499-502(1953).
- U 75 Experiments on the Catalytic Exchange of Acetone and Propane with Deuterium. L. N. Kauder and T. I. Taylor. *Science* 113, 238-41(1951).
- U 76 The Failure of Crystalline Vitamin B-12 to Exchange with Co-60 in Acidic and Neutral Aqueous Solutions. R. R. Baldwin, J. R. Lowry, and R. V. Harrington. *J. Am. Chem. Soc.* 73, 4968-9(1951).
- U 77 β -Fattyalkylaminopropionaldehydes. K. R. Eilar and O. A. Moe. *J. Am. Chem. Soc.* 75, 3841-2(1953).
- U 78 Fischer-Tropsch Synthesis Mechanism Studies. The Addition of Radioactive Alcohols to the Synthesis Gas. J. T. Kummer and P. H. Emmett. *J. Am. Chem. Soc.* 75, 5177-83(1953).
- U 79 The Formation and Growth of Quartz in Sodium Fluoride Solutions under Isothermal Conditions. J. F. Corwin, R. Yalman, G. E. Owen, and A. C. Swinnerton. *J. Am. Chem. Soc.* 75, 1581-3(1953).
- U 80 Fractionation of Oxygen Isotopes during the Formation of Metal Oxide Films. M. Dole and G. A. Lane. *J. Chem. Phys.* 22, 949-50(1954).
- U 81 Free Radical-Initiated $\text{O}^{16}\text{O}^{18}\text{-H}_2\text{O}^{16}$ Exchange Reaction in Aqueous Solution. E. J. Hart, S. Gordon, and D. A. Hutchison. *J. Am. Chem. Soc.* 75, 6165-9(1953).
- U 82 Friedel-Crafts Reactions between Gaseous Benzene and Ethyl Chloride on Solid Aluminum Chloride. M. Blau and J. E. Willard. *J. Am. Chem. Soc.* 75, 3330-3(1953).
- U 83 Homogeneous Catalytic Hydrogenation. I. Activation of Molecular Hydrogen by Solutions of Cuprous Acetate. S. Weller and G. A. Mills. *J. Am. Chem. Soc.* 75, 769-77(1953).
- U 84 The Homomolecular Exchange of Oxygen. W. H. Johnston and C. J. O'Shea. *J. Chem. Phys.* 21, 2080(1953).
- U 85 The Hydrogen-Deuterium Exchange Reaction on Zinc Oxide Catalysts. E. Molinari and G. Parravano. *J. Am. Chem. Soc.* 75, 5233-7(1953).
- U 86 Hydrogen Isotope Effect in the Bromine Oxidation of Ethanol. L. Kaplan. *J. Am. Chem. Soc.* 76, 4645-7(1954).
- U 87 The Inactivation of Dry Penicillin by Deuteron Bombardment. M. Davis and E. Pollard. *Arch. Biochem. and Biophys.* 37, 112-6(1952).
- U 88 The Inactivation of Urease by Deuterons and Heat. R. B. Setlow. *Arch. Biochem. and Biophys.* 36, 328-35(1952).
- U 89 Ion Charge and Exchange Rates with Ion-exchange Polymers. G. E. Boyd, A. W. Adamson, and L. S. Myers, Jr. *J. Am. Chem. Soc.* 72, 4807(1950).
- U 90 Ionic Hydration: An Isotopic Fractionation Technique. H. M. Feder and H. Taube. *J. Chem. Phys.* 20, 1335-6(1952).
- U 91 The Isomerization of D-Glucose by Alkali in D_2O at 25°. J. C. Sowden and R. Schaffer. *J. Am. Chem. Soc.* 74, 505-7(1952).
- U 92 Isothermal Adsorption of Cobalt Dilute Solutions. M. H. Kurbatov, G. B. Wood, and J. D. Kurbatov. *J. Phys. Colloid Chem.* 55, 1170-82(1951).
- U 93 An Isotope Effect during Ozonization. W. A. Bonner and C. J. Collins. *J. Am. Chem. Soc.* 75, 3693-4(1953).
- U 94 An Isotope Effect in the Oxidation of a Secondary Carbinol. W. A. Bonner and C. J. Collins. *J. Am. Chem. Soc.* 75, 2308-11(1953).
- U 95 The Isotope Effect. III. The Reaction of Acetone-1-C-14 with Alkaline Hypiodite. A. Roe and E. L. Albenesius. *J. Am. Chem. Soc.* 74, 2402(1952).
- U 96 Isotope Effects in Carbonium Ion Reactions. I. Determination of Solvent and Leaving Group

- Participations. E. S. Lewis and C. E. Boozer. *J. Am. Chem. Soc.* 76, 791-3(1954).
- U 97 Isotope Effects during Catalytic Hydrogenations. W. A. Bonner and C. J. Collins. *J. Am. Chem. Soc.* 75, 4516-8(1953).
- U 98 Isotope Effects in the Exchange Reaction between Uncomplexed Carbonate-Bicarbonate Ions and Carbonate-Bis-Ethylenediamine-Cobalt (III) Ion. P. E. Yankwich and J. E. McNamara. *J. Chem. Phys.* 20, 1325(1952).
- U 99 Isotopic Distribution in Cholesterol after Platinum-Catalyzed Hydrogen-Deuterium Exchange. D. K. Fukushima and T. F. Gallagher. *J. Biol. Chem.* 198, 861-9(1952).
- U 100 Isotopic Exchange Between D_2O and $NaBH_4$. P. R. Girardot and R. W. Parry. *J. Am. Chem. Soc.* 73, 2368(1951).
- U 101 Isotopic Exchange Reactions in Liquid Sulfur Dioxide. III. The Catalyzed Sulfur Exchange between Thionyl Bromide and Sulfur Dioxide. R. H. Herber, T. H. Norris, and J. L. Huston. *J. Am. Chem. Soc.* 76, 2015-8(1954).
- U 102 Isotopic Exchange Reactions of Liquid Sulfur Trioxide and Sulfur Dioxide. J. L. Huston. *J. Am. Chem. Soc.* 73, 3049-51(1951).
- U 103 A Kinetic Study of the Hydrolysis of Pyrophosphates. D. O. Campbell and M. L. Kilpatrick. *J. Am. Chem. Soc.* 76, 893-901(1954).
- U 104 The Kinetics of the Basecatalyzed Deuterium Exchange of Chloroform in Aqueous Solution. J. Hine, R. C. Peck, Jr., and B. D. Oakes. *J. Am. Chem. Soc.* 76, 827-9(1954).
- U 105 Kinetics of Carboxypeptidase Action. I. Effect of Various Extrinsic Factors on Kinetic Parameters. R. Lumry, E. L. Smith and R. R. Glantz. *J. Am. Chem. Soc.* 73, 4330-40(1951).
- U 106 Kinetics of the Decarboxylation of Penylmalonic Acid in Aqueous Solution. E. Gelles. *J. Am. Chem. Soc.* 75, 6199-201(1953).
- U 107 Kinetics of the Exchange of Hydrogen between Phosphine and Water: A Kinetic Estimate of the Acid and Base Strengths of Phosphine. R. E. Weston, Jr., and J. Bigeleisen. *J. Am. Chem. Soc.* 76, 3074-8(1954).
- U 108 The Kinetics of the Exchange of Iodine between Diiodotyrosine and Molecular Iodine in Aqueous Solution. A. H. Zeltmann and M. Kahn. *J. Am. Chem. Soc.* 76, 1554-6(1954).
- U 109 Kinetics of the Exchange Reaction between Diborane and Deuterium. P. C. Maybury and W. S. Koski. *J. Chem. Phys.* 19, 1327(1951).
- U 110 The Kinetics of the Exchange Reaction between the Two Oxidation States of Cerium in Acid Solution. J. W. Gryder and R. W. Dodson. *J. Am. Chem. Soc.* 73, 2890-5(1951).
- U 111 The Kinetics of the Exchange Reactions between Iron (II) Ion and the Fluoride Complexes of Iron (III). J. Hudis and A. C. Wahl. *J. Am. Chem. Soc.* 75, 4153-8(1953).
- U 112 The Kinetics of the Exchange of Tritium between Hypophosphorus Acid and Water. W. A. Jenkins and D. M. Yost. *J. Chem. Phys.* 20, 538-9(1952).
- U 113 The Kinetics and Mechanism of the Reaction of Diphenyldiazomethane and Benzoic Acid in Ethanol. J. D. Roberts, W. Watanabe, and R. E. McMahon. *J. Am. Chem. Soc.* 73, 760-5(1951).
- U 114 Kinetics of the Photochemical Exchange between Iodine and Allyl Iodide. D. J. Sibbett and R. M. Noyes. *J. Am. Chem. Soc.* 75, 763-7(1953).
- U 115 The Kinetics of Reactions in Biological Systems. H. Branson. *Arch. Biochem. and Biophys.* 36, 48-59(1952).
- U 116 Kinetics of the Thermal Exchange between Iodine and Allyl Iodide. D. J. Sibbett and R. M. Noyes. *J. Am. Chem. Soc.* 75, 761-3(1953).
- U 117 Leaching of Calcium in a Fine Sandy Loam as Indicated by $Ca-45$. J. M. Blume. *Soil Sci.* 73, 383-9(1952).
- U 118 Lifetimes of Active Molecules. I. R. A. Marcus. *J. Chem. Phys.* 20, 352-4(1952).
- U 119 Lifetimes of Active Molecules. II. R. A. Marcus. *J. Chem. Phys.* 20, 355-9(1952).
- U 120 Low Concentration Chemistry. VI. Some Properties of Tracer Gold in Solution. G. K. Schweitzer and W. N. Bishop. *J. Am. Chem. Soc.* 75, 6330-2(1953).
- U 121 Mass-Spectrographic Study of Ionic Reactions in Hydrogen. R. L. Murray. *J. Appl. Phys.* 23, 6-11(1952).
- U 122 The Measurement of Bond Moments and Derivatives in HCN and DCN from Infrared Intensities. G. E. Hyde and D. F. Hornig. *J. Chem. Phys.* 20, 647-52(1952).
- U 123 The Measurement of Self-Diffusion in Solid Polymers. F. Bueche, W. M. Cashin, and P. Debye. *J. Chem. Phys.* 20, 1956-8(1952).
- U 124 The Mechanism of Acetone Pyrolysis. J. R. McNesby, T. W. Davis, and A. S. Gordon. *J. Chem. Phys.* 21, 956(1953).
- U 125 On the Mechanism of Action of Muscle and Potato Phosphorylase. M. Cohn and G. T. Cori. *J. Biol. Chem.* 175, 89-93(1948).
- U 126 Mechanism of Action of Oxalacetic Carboxylase from Liver. M. F. Utter and K. Kurahashi. *J. Am. Chem. Soc.* 75, 758(1953).
- U 127 Mechanism of Aquotization of Carbonate Complex Ions. F. A. Posey and H. Taube. *J. Am. Chem. Soc.* 75, 4099-101(1953).
- U 128 Mechanism of Bond Rupture in $HBr-80$ Following Isomeric Transition. J. L. Magee and E. F. Gurnee. *J. Chem. Phys.* 20, 894-8(1952).
- U 129 The Mechanism of Cellulose Nitration. R. Klein and M. Mentser. *J. Am. Chem. Soc.* 73, 5888(1951).
- U 130 On the Mechanism of the Chemical Formation of Lactic Acid from Glucose Studied with $C-14$ Labeled Glucose. M. Gibbs. *J. Am. Chem. Soc.* 72, 3964(1950).

- U 131 On the Mechanism of the Enzymatic Synthesis of Glutathione. J. E. Snoke. *J. Am. Chem. Soc.* 75, 4872-3(1953).
- U 132 Mechanism of the Formation of the Diphenyliodonium Ion. J. B. T. Aten and A. H. W. Aten, Jr. *J. Am. Chem. Soc.* 74, 2411(1952).
- U 133 Mechanism of the Gamma-Ray Induced Oxidation of Formic Acid in Aqueous Solution. E. J. Hart. *J. Am. Chem. Soc.* 73, 68-73(1951).
- U 134 The Mechanism of Halogenation Catalyzed *cis-trans* Isomerization. Studies with Bromine and Dibromoethylene. H. Steinmetz and R. M. Noyes. *J. Am. Chem. Soc.* 74, 4141-7(1952).
- U 135 The Mechanism of the Meerwein-Ponndorf-Verley Reaction. A. Deuterium Tracer Study. E. D. Williams, K. A. Krieger, and A. R. Day. *J. Am. Chem. Soc.* 75, 2404-7(1953).
- U 136 Mechanism of the Peroxid Ketone-Ester Conversion. Analysis of Organic Compounds for Oxygen 18. W. V. E. Doering and E. Dorfman. *J. Am. Chem. Soc.* 75, 5595-8(1953).
- U 137 The Mechanism of the Reaction of Chloralquinaldine with Alkali. W. G. Dauben and C. W. Vaughan, Jr. *J. Am. Chem. Soc.* 75, 4651-5(1953).
- U 138 Mechanism Studies of the Fischer-Tropsche Synthesis. The Addition of Radioactive Alcohol. J. T. Kummer, H. H. Podgurski, W. B. Spencer, and P. H. Emmett. *J. Am. Chem. Soc.* 73, 564-9(1951).
- U 139 Mechanisms of Elimination Reactions. X. Deuterium Exchange in Base-Promoted Dehydrochlorination of β -Benzene Hexachloride. S. J. Cristol and D. D. Fix. *J. Am. Chem. Soc.* 75, 2647-8(1953).
- U 140 Mechanisms of Exchange Reactions between Elementary Iodine and Organic Iodides. R. M. Noyes and D. J. Sibbett. *J. Am. Chem. Soc.* 75, 767-9(1953).
- U 141 Mechanisms of Racemization of Camphene-8-C-14. J. D. Roberts and J. A. Yancey. *J. Am. Chem. Soc.* 75, 3165-8(1953).
- U 142 Mercaptobenzothiazole Vulcanization Using Sulfur 35. I. Auerbach. *Ind. Eng. Chem.* 45, 1526-32(1953).
- U 143 Microwave Spectroscopic Investigation of the Kinetics of the Heterogeneous Ammonia-Deuterium Exchange. J. Weber and K. J. Laidler. *J. Chem. Phys.* 19, 1089-96(1951).
- U 144 Molecular Kinetics of Hydrogenation and Exchange Reactions of Ethylene at Surfaces. K. J. Laidler, M. C. Wall and M. C. Markham. *J. Chem. Phys.* 21, 949-50(1953).
- U 145 Molecular Kinetics and Mechanism of Methane-Deuterium Exchange Reactions on Nickel. M. C. Markham, M. C. Wall, and K. J. Laidler. *J. Phys. Chem.* 57, 321-3(1953).
- U 146 A Molecular Product Dosimeter for Ionizing Radiations. E. J. Hart and P. D. Walsh. *Radiation Research* 1, 342-6(1954).
- U 147 Molecular Rearrangements. I. The 1,2,2-Triphenylethyl System. W. A. Bonner and C. J. Collins. *J. Am. Chem. Soc.* 75, 5372-9(1953).
- U 148 The Nature of the Intermediate in the Solvolysis of Norbornyl Derivatives. J. D. Roberts and C. C. Lee. *J. Am. Chem. Soc.* 73, 5009(1951).
- U 149 The Nitration of Monodeuterobenzene. W. M. Lauer and W. E. Noland. *J. Am. Chem. Soc.* 75, 3689-92(1953).
- U 150 Non-exchange of Chlorine between Chloride and Hexachlorosmate (IV) Ions in Aqueous Solution. L. L. Larson and C. S. Garner. *J. Am. Chem. Soc.* 76, 2180-1(1954).
- U 151 Non-exchange of Radiocyanide and Radio-sulfide Ions with Aqueous Thiocyanate Ion. A. W. Adamson and P. S. Magee. *J. Am. Chem. Soc.* 74, 1590(1952).
- U 152 Observations on the Exchange of Mercury between Phenylmercuric Chloride and Mercuric Chloride Using Mercury 203. J. M. Cross and J. J. Pinajian. *J. Am. Pharm. Assoc. Sci. Ed.* 40, 95-7(1951).
- U 153 Orientation in Aromatic Nitration Reactions. J. D. Roberts, J. K. Sanford, F. L. J. Sixma, H. Cerfontain, and R. Zagt. *J. Am. Chem. Soc.* 76, 4525-34(1954).
- U 154 Oxidation of Aqueous Ferrous Sulfate Solutions by Charged Particle Radiations. W. R. McDonell and E. J. Hart. *J. Am. Chem. Soc.* 76, 2121-4(1954).
- U 155 On the Oxidation of Glycerol-1-C-14 by 1,2-Glycol-cleaving Reagents. A. P. Doerschuk. *J. Am. Chem. Soc.* 73, 5453-5(1951).
- U 156 Oxides of the Transition Metals as Catalysts. A. Clark. *Ind. Eng. Chem.* 45, 1476-80(1953).
- U 157 Oxygen Atom Transfer in Oxidation-Reduction Reactions. II. The Mechanism of the Sulfite-Nitrite Reaction. A. C. Rutenberg, J. Halperin, and H. Taube. *J. Am. Chem. Soc.* 73, 4487-8(1951).
- U 158 Oxygen Exchange Between Nitrates and Water. R. Klein and R. A. Friedel. *J. Am. Chem. Soc.* 72, 3810(1950).
- U 159 Oxygen Exchange During the Acidic and Basic Hydrolyses of Amides and the Enzymatic Hydrolysis of Esters. M. L. Bender, R. D. Ginger, and K. C. Kemp. *J. Am. Chem. Soc.* 76, 3350-1(1954).
- U 160 Oxygen Exchange as Evidence for the Existence of an Intermediate in Ester Hydrolysis. M. L. Bender. *J. Am. Chem. Soc.* 73, 1626-9(1951).
- U 161 O-18 Exchange Reactions between Anhydrides and Carboxylic Acids. L. Pontecorvo and D. Rittenberg. *J. Am. Chem. Soc.* 76, 1705-6(1954).
- U 162 Oxygen and Nitrogen Isotope Effects in the Decomposition of Ammonium Nitrate. I. Friedman and J. Bigeleisen. *J. Chem. Phys.* 18, 1325-31(1950).

- U 163 Ozone Catalysis of Isotope Exchange Between Molecular Oxygen Species. R. A. Ogg, Jr., and W. T. Sutphen. *J. Chem. Phys.* 21, 2078(1953).
- U 164 The Permanganate Oxidation of Uracil and 5-Nitrouracil. J. L. Fairley, L. L. Daus and B. Krueckel. *J. Am. Chem. Soc.* 75, 3842-3 (1953).
- U 165 Photochemical Reactions in the System Methyl Iodide-Iodine-Methane; the Reaction $C-14H_3 + CH_3 \rightarrow C-14H_4 + CH_2$. G. M. Harris and J. E. Willard. *J. Am. Chem. Soc.* 76, 4678-87(1954).
- U 166 Photolysis of Acetone. J. R. McNesby and A. S. Gordon. *J. Am. Chem. Soc.* 76, 1416(1954).
- U 167 The Pyrolysis and Photolysis of Acetone- d_6 in the Presence of Methane. J. R. McNesby and A. S. Gordon. *J. Am. Chem. Soc.* 76, 4196-8 (1954).
- U 168 The Polymerization of Allyl Compounds. VI. The Polymerization of Allyl- $1-d_2$ Acetate and the Mechanism of its Chain Termination. P. D. Bartlett and F. A. Tate. *J. Am. Chem. Soc.* 75, 91-5(1953).
- U 169 Precipitate-Ion Exchange Reactions Using Radiosilver-111. G. K. Schweitzer and J. W. Nehls. *J. Phys. Colloid Chem.* 55, 215-21(1951).
- U 170 Preparation of Gallium Citrate by Ion Exchange. R. E. Blanco and J. D. Perkinson, Jr. *J. Am. Chem. Soc.* 73, 2696(1951).
- U 171 Preparation of Radioactive Sodium Metal by Exchange of Na-23 and Na-22 Cl. N. H. Nachtrieb, J. A. Weil, and E. Catalano. *J. Am. Chem. Soc.* 74, 264(1952).
- U 172 On the Products of the Maillard Reaction. C. O. Chichester, F. H. Stadtman and G. Mackinney. *J. Am. Chem. Soc.* 74, 3418(1952).
- U 173 Proton Groups from the Deuteron Bombardment of Boron. W. O. Bateson. *Phys. Rev.* 80, 982-4(1950).
- U 174 Pyrolysis of Mixtures of Acetone and Acetone- d_6 . J. R. McNesby, T. W. Davis and A. S. Gordon. *J. Am. Chem. Soc.* 76, 823-7(1954).
- U 175 Quinone-Hydroquinone Exchange Reactions. I. None-Exchange in Duroquinhydrone. A. A. Bothner-By. *J. Am. Chem. Soc.* 73, 4228-30 (1951).
- U 176 Quinone-Hydroquinone Exchange Reactions. II. Duroquinone and Durohydroquinone Exchange in Buffered Methanol Solution. A. A. Bothner-By. *J. Am. Chem. Soc.* 75, 728-30 (1953).
- U 177 Racemization in the Camphene Hydrochloride-Isobornyl Chloride Rearrangement. W. R. Vaughan and R. Perry, Jr. *J. Am. Chem. Soc.* 75, 3168-72(1953).
- U 178 Radioisotopic Dilution Analysis for D-Glucose and Gentiobiose in Hydrol. J. C. Sowden and A. S. Spriggs. *J. Am. Chem. Soc.* 76, 3539-41 (1954).
- U 179 Radioactive Monolayers: A New Approach to Surface Research. D. E. Beischer. *J. Phys. Chem.* 57, 134-8(1953).
- U 180 Radioisotope Exchange Experiments in Liquid Sulphur Dioxide. R. E. Johnson, T. H. Norris, and J. L. Huston. *Proc. Oregon Acad. Sci.* 2, 67(1948-1951).
- U 181 Radiotracer Study of Sulfate Ion Adsorption at the Air/Solution Interface in Solutions of Surface-Active Agents. C. M. Judson, A. A. Lerew, J. K. Dixon and D. J. Salley. *J. Phys. Chem.* 57, 916-23(1953).
- U 182 The Rate of Deuterium Exchange Between Ethanol and Water. A Reinvestigation. J. Hine and C. H. Thomas. *J. Am. Chem. Soc.* 75, 739-40(1953).
- U 183 Rate of Deuterium Exchange of Certain Amines and Alcohols. J. Hine and C. H. Thomas. *J. Am. Chem. Soc.* 76, 612(1954).
- U 184 Reaction of Alkanes with Hydrogen and Deuterium. Racemization and Exchange. R. L. Burwell, Jr., and W. S. Briggs. *J. Am. Chem. Soc.* 74, 5096(1952).
- U 185 The Reaction of Anilidophosphoric Chlorides with Aryl Grignard Reagents. D. C. Morrison. *J. Am. Chem. Soc.* 73, 5896-7(1951).
- U 186 Reaction of Deuterium with Hydrocarbons Over a Cobalt-Thoria Fischer-Tropsch Catalyst. S. O. Thompson, J. Turkevich, and A. P. Irsa. *J. Am. Chem. Soc.* 73, 5213-5(1951).
- U 187 The Reaction of Formaldehyde with Aldehydes Containing One α -Hydrogen Atom. J. G. Burr, Jr. *J. Am. Chem. Soc.* 73, 5170-2(1951).
- U 188 The Reaction of Methyl Radicals with Isobutyryl and α -Deuteroisobutyryl Chlorides. C. C. Price and H. Morita. *J. Am. Chem. Soc.* 75, 3686-8(1953).
- U 189 Reactions of Allyl Alcohol- $1-C-14$. R. F. Nyström and J. C. Leak. *J. Am. Chem. Soc.* 75, 3039(1953).
- U 190 Reactions of Ions in Aqueous Solution with Glass Studies with Radioactive Tracers. A. O. Long and J. E. Willard. *Ind. Eng. Chem.* 44, 916-20 (1952).
- U 191 Rearrangement in the Reaction of C-14-Labeled n-Propylamine (1-Aminopropane-1-C-14) with Nitrous Acid. J. D. Roberts and N. Halmann. *J. Am. Chem. Soc.* 75, 5759-60(1953).
- U 192 Rearrangement in the Reaction of Chlorobenzene- $1-C-14$ with Potassium Amide. J. D. Roberts, H. E. Simmons, Jr., L. A. Carlsmith, and C. W. Vaughan. *J. Am. Chem. Soc.* 75, 3290-1(1953).
- U 193 Recoil Reactions with High Intensity Slow Neutron Sources. I. The Szilard-Chalmers Enrichment of $35.9 h$ Br-82. G. E. Boyd, J. W. Cobble, and S. Wexler. *J. Am. Chem. Soc.* 74, 237-40(1952).
- U 194 Reduction of Carbon Dioxide in Aqueous Solutions by Ionizing Radiation. W. N. Garrison, D. C. Morrison, J. G. Hamilton, A. A. Benson, and M. Calvin. *Science* 114, 416-8(1951).

- U 195 The Reduction of Ethylene Platinous Chloride with Deuterium; the Mass Spectra of Deuterated Ethanes. J. H. Flynn and H. M. Hulburt. *J. Am. Chem. Soc.* 76, 3396-400(1954).
- U 196 Relative Rates of Hydrolysis of Urea Containing C-14, C-13 and C-12. J. A. Schmitt, A. L. Myerson and F. Daniels. *J. Phys. Chem.* 56, 917-20(1952).
- U 197 Self-Diffusion and Structure of Liquid Water. II. Measurement of Self-diffusion of Liquid Water with O-18 as Tracer. J. H. Wang. *J. Am. Chem. Soc.* 73, 4181-3(1951).
- U 198 Self-diffusion and Structure of Liquid Water. III. Measurement of the Self-diffusion of Liquid Water with H-2, H-3 and O-18 as Tracers. J. H. Wang. C. V. Robinson and I. S. Edelman. *J. Am. Chem. Soc.* 75, 466(1953).
- U 199 The Separation of Titanium, Zirconium and Thorium by Ion Exchange. W. E. Brown and W. Rieman. III. *J. Am. Chem. Soc.* 74, 1278-82(1952).
- U 200 Shortening the Carbon Chain of Sugars. A. S. Perlin. *J. Am. Chem. Soc.* 76, 2595(1954).
- U 201 Solubility of the Rare Earth Oxalates and Complex Ion Formation in Oxalate Solution. II. Neodymium and Cerium (III). C. E. Crouthamel and D. S. Martin, Jr. *J. Am. Chem. Soc.* 73, 569-73(1951).
- U 202 Solvolysis Rates of Some Deuterated Tertiary Amyl Chlorides. V. J. Shiner, Jr. *J. Am. Chem. Soc.* 75, 2925-9(1953).
- U 203 Some Applications of Radioactivity Tracers to Physical Chemical Problems. J. E. Willard. *Record Chem. Progr.* 163-75, Fall Issue(1951).
- U 204 Some Aspects of the Chemistry of Cobalt in Soils. D. K. Banerjee, R. H. Bray, and S. W. Melsted. *Soil Sci.* 75, 421-31(1953).
- U 205 Some Observations on the Chemical Behavior of Iodine at Low Concentrations. M. Kahn and A. C. Wahl. *J. Chem. Phys.* 21, 1185-9(1953).
- U 206 Some Reactions of Elemental Bromide, Hydrogen Bromide and Szilard-Chalmers Bromine with Ethylene Bromide. G. Levey and J. E. Willard. *J. Am. Chem. Soc.* 73, 1866-7(1951).
- U 207 Stable and Unstable Isotopes in Catalytic Research. J. Turkevich, F. Bonner, D. Schissler, and P. Irsa. *Faraday Soc. Discussion No. 8*, 352-6(1950).
- U 208 The Stereochemistry of Reduction of the Acetylenic Bond. B. S. Rabinovitch and F. S. Looney. *J. Am. Chem. Soc.* 75, 2652-4(1953).
- U 209 Studies in Low Concentration Chemistry. IX. Some Investigations on Zinc. G. K. Schweitzer and W. N. Bishop. *J. Am. Chem. Soc.* 76, 4321-3(1954).
- U 210 Studies in the Mechanism of the Willgerodt Reaction. II. Direction of Migration of the Functional Group in Aliphatic Ketones. E. Cerwonka, R. C. Anderson, and E. V. Brown. *J. Am. Chem. Soc.* 75, 28-30(1953).
- U 211 Studies in the Wagner Rearrangement. III. Chrysene-5, 6-C₁₄. C. J. Collins, D. N. Hess, R. H. Mayor, G. M. Toffel, and A. R. Jones. *J. Am. Chem. Soc.* 75, 397-402(1953).
- U 212 Studies in the Wagner Rearrangement. IV. The Steric Effect of an Ortho Methyl Group. B. M. Benjamin and C. J. Collins. *J. Am. Chem. Soc.* 75, 402-5(1953).
- U 213 Studies in the Wagner Rearrangement. V. Further Evidence for a Steric Effect. C. J. Collins, L. S. Ciereszko, and J. G. Burr, Jr. *J. Am. Chem. Soc.* 75, 405-8(1953).
- U 214 Studies in the Wagner Rearrangement. VI. The Directive Effects of the Methyl and Methoxyl Groups. C. J. Collins and B. M. Benjamin. *J. Am. Chem. Soc.* 75, 1644-7(1953).
- U 215 Studies in the Wagner Rearrangement. VII. The Dehydration of 2-Phenyl-1-acenaphthenol-1. W. A. Bonner and C. J. Collins. *J. Am. Chem. Soc.* 75, 3831-4(1953).
- U 216 Studies of Self-Diffusion in Graphite Using C-14 Tracer. M. H. Feldman, W. V. Goeddel, G. J. Dienes, and W. Gossen. *J. Appl. Phys.* 23, 1200(1952).
- U 217 Studies of the Solvent Extraction Behavior of the Transition Elements. I. Order and Degree of Fractionation of the Trivalent Rare Earths. D. F. Peppard, J. P. Faris, P. R. Gray, and G. W. Mason. *J. Phys. Chem.* 57, 294-301(1953).
- U 218 Studies of Some Carbon 14 Isotope Effects in Organic Chemistry. G. A. Ropp, V. F. Raaen and A. J. Weinberger. *J. Am. Chem. Soc.* 75, 3694-7(1953).
- U 219 Studies on the Mechanism of the Willgerodt Reaction. I. The Over-All Mechanism. E. V. Brown, E. Cerwonka and R. C. Anderson. *J. Am. Chem. Soc.* 73, 3735-8(1951).
- U 220 Studies on the Platinum-Catalyzed Exchange of Hydrogen Isotopes with Steroids. D. K. Fukushima and T. F. Gallagher. *J. Biol. Chem.* 198, 871-84(1952).
- U 221 A Study of the Amount of Hydrogen Left on the Surface of a Reduced and Evacuated Iron Synthetic Ammonia Catalyst. J. T. Kummer and P. H. Emmett. *J. Phys. Colloid Chem.* 55, 337-46(1951).
- U 222 Study of the Carbon Dioxide-Carbon Reaction Using C-14 as a Tracer. F. Bonner and J. Turkevich. *J. Am. Chem. Soc.* 73, 561-4(1951).
- U 223 Study of the Fischer-Tropsch Reaction Using Deuterium Gas. S. O. Thompson, J. Turkevich, and A. P. Irsa. *J. Phys. Chem.* 56, 243(1952).
- U 224 A Study of the Formation of Iron Percarbide. J. J. Mitchell. *J. Chem. Phys.* 21, 1153-9(1953).
- U 225 A Study of the Hydrogen Chloride-Aluminum Chloride System. R. L. Richardson and S. W. Benson. *J. Am. Chem. Soc.* 73, 5096-9(1951).
- U 226 A Study of the Interaction of Ethylene and Deuterium. J. Turkevich, D. O. Schissler and

- P. Irsa. *J. Phys. Colloid Chem.* 55, 1078-84(1951).
- U 227 Surface Reactions of Chromium in Dilute Cr^{50}O_4 Solutions. N. Hackerman and R. A. Powers. *J. Phys. Chem.* 57, 139-42(1953).
- U 228 On the Theory of the Polarographic Diffusion Current. I. Diffusion of Small Amounts of Lead and Zinc Ions in Solutions of Various Supporting Electrolytes. J. H. Wang. *J. Am. Chem. Soc.* 76, 1528(1954).
- U 229 On the Theory of the Polarographic Diffusion Current. II. Diffusion of Small Amount of Thallium Ion in Aqueous Potassium Chloride Solutions. J. H. Wang and F. M. Polestra. *J. Am. Chem. Soc.* 76, 1584(1954).
- U 230 The Thermal Decomposition of Acetaldehyde. F. O. Rice and R. E. Varnerin. *J. Am. Chem. Soc.* 76, 2629-33(1954).
- U 231 Thermal Diffusion in Isotopic Mixtures in the Critical Region. F. E. Caskey and H. G. Drickamer. *J. Chem. Phys.* 21, 153-6(1953).
- U 232 The Thermal Rearrangement of Methyl Benzoate. K. B. Wiberg. *J. Am. Chem. Soc.* 75, 2665-6(1953).
- U 233 Thermodynamic Study of an Enzyme-Substrate Complex of Chymotrypsin. D. G. Doherty and F. Vaslow. *J. Am. Chem. Soc.* 74, 931-6(1952).
- U 234 Tracer-diffusion in Liquids. III. The Self-diffusion of Chloride Ion in Aqueous Sodium Chloride Solutions. J. H. Wang. *J. Am. Chem. Soc.* 74, 1612-4(1952).
- U 235 Tracer-diffusion in Liquids. IV. Self-diffusion of Calcium Ion and Chloride Ion in Aqueous Calcium Chloride Solutions. J. H. Wang. *J. Am. Chem. Soc.* 75, 1769-70(1953).
- U 236 Tracer Studies on the Decomposition of Ozone in Water. O. L. Forchheimer and H. Taube. *J. Am. Chem. Soc.* 76, 2099-103(1954).
- U 237 Tracer Studies of Oxidation Reduction Polymerization and Molecular Weight of "Teflon" Tetrafluoroethylene Resin. K. L. Berry and J. H. Peterson. *J. Am. Chem. Soc.* 73, 5195-7(1951).
- U 238 Transition Temperatures in some Dihydrogen and Dideutero Phosphates and Arsenates and their Solid Solutions. C. C. Stephenson, J. M. Corbella and L. A. Russell. *J. Chem. Phys.* 21, 1110(1953).
- U 239 The Uncatalyzed Exchange of Cl and AuCl_4 . R. L. Rich and H. Taube. *J. Phys. Chem.* 58, 1-5(1954).
- U 240 Use of C-14 in Mechanism Studies of Methane Fermentation. II. Propionic Acid. A. M. Buswell, L. Fina, H. Mueller, and A. Yahiro. *J. Am. Chem. Soc.* 73, 1809-11(1951).
- U 241 The Use of Ion Exchangers for the Determination of Physical-chemical Properties of Substances, Particularly Radiotracers, in Solution. IV. Activity Coefficients of Barium Nitrate in Uranyl Nitrate. J. Schubert. *J. Am. Chem. Soc.* 73, 4488-9(1951).
- U 242 Use of Oxygen Isotope Effects in the Study of Hydration of Ions. H. Taube. *J. Phys. Chem.* 58, 523-8(1954).
- U 243 Utilisation des Isotopes Radioactifs Dans L'etude Du Mecanisme D'Une Reaction Chimique Action De L'Anhydride Sulfurique Sur Le Bi-Chlorure De Soufre. R. Muxart, P. Daudel, and B. Boscardin. *J. Chem. Phys.* 46, 9-10(1949).
- U 244 Yields of Hydrogen Peroxide in the Decomposition of Water by Cobalt Radiation. I. Effect of Bromide Ion. T. J. Sworski. *J. Am. Chem. Soc.* 76, 4687-92(1954).
- U 245 Wolff-Kishner Reduction of Pyruvic and 3-Formylpropionic Acids. E. H. Mosbach, E. F. Phares, and S. F. Carson. *J. Am. Chem. Soc.* 73, 5477(1951).
- U 246 The Action of Formaldehyde on L-Ascorbic Acid-1-C-14. E. H. Mosbach, J. J. Burns, and C. G. King. *J. Am. Chem. Soc.* 73, 1874(1951).
- U 247 The Action of 96% Sulfuric Acid on Alkanes at 60°. R. L. Burwell, Jr., R. B. Scott, L. G. Maury, and A. S. Hussey. *J. Am. Chem. Soc.* 76, 5822(1954).
- U 248 The Addition of Water to Diphenylacetylene-1,2-14C₂. J. G. Burr, Jr. *J. Am. Chem. Soc.* 75, 1990(1953).
- U 249 Ag-110. The Solubility of Silver Chloride and the Formation of Complexes in Chloride Solution. J. H. Jonte and D. S. Martin. *J. Am. Chem. Soc.* 74, 2052(1952).
- U 250 Allylic Rearrangement of Hexachloropropene-1-C-14. C. H. Shuford, Jr., D. L. West, and H. W. Davis. *J. Am. Chem. Soc.* 76, 5803(1954).
- U 251 Anion-Exchange Chromatography of Inositol Phosphates from Soil. D. H. Smith and F. E. Clark. *Soil Sci.* 72, 353-60(1951).
- U 252 The C-14 Isotope Effect in the Decarboxylation of α -Naphthyl and Phenylmalonic Acids. A. Fry and M. Calvin. *J. Phys. Chem.* 56, 901(1952).
- U 253 Carbon Dioxide Production in the Browning Reaction. F. H. Stadtman, C. O. Chichester, and G. Mackinney. *J. Am. Chem. Soc.* 74, 3194(1952).
- U 254 The Chemistry of 1,2-Dithioland (Trimethylene Disulfide) as a Model for the Primary Quantum Conversion Act in Photosynthesis. J. A. Barltrop, P. M. Hays, and M. Calvin. *J. Am. Chem. Soc.* 76, 4348(1954).
- U 255 The Decomposition of Secondary Alkyl Chlorosulfites III. C. E. Boozer and E. S. Lewis. *J. Am. Chem. Soc.* 76, 794(1954).
- U 256 Decomposition of the Soil-Conditioning Polyelectrolytes, NPAN and VAMA, in Ohio Soils. J. L. Mortensen and W. P. Martin. *Soil Sci. Soc. Am. Proc.* 18, 395(1954).

- U 257 Degradation of Isotopically-labeled Glucose via Periodate Oxidation of Gluconate. F. Eisenberg, Jr., *J. Am. Chem. Soc.* 76, 5152(1954).
- U 258 Determination of Exchangeable Calcium and Cation Exchange Capacity by Equilibration with Ca-45. J. M. Blume, D. H. Smith. *Soil Sci.* 77, 9-17(1954).
- U 259 Diffusion of Fertilizer Phosphorus in Soils. J. M. Heslep and C. A. Black. *Soil Science* 78, 389-401(1954).
- U 260 Effect of Granule Size in Dehydrogenation of Butane and a Hydrogen Transfer Reaction. R. W. Blue, W. C. M. Holm, R. B. Regier, Fast, and Heckelsburg. *Ind. Eng. Chem.* 44, 2710(1952).
- U 261 The Effects of Isotopic Substitution on the Rates of Chemical Reactions. J. Bigeleisen. *J. Phys. Chem.* 56, 823(1952).
- U 262 On the Electrochemistry of Ion-Exchange Resins—A Review. K. S. Spiegler. *J. Electrochem. Soc.* 100, 3036(1953).
- U 263 Electromigration in a Cation Exchange Resin. II. Detailed Analysis of Two-Component Systems. K. S. Spiegler and C. D. Coryell. *J. Phys. Chem.* 56, 106(1952).
- U 264 Electromigration in a Cation Exchange Resin. III. Correlation of Self-Diffusion Coefficients of Ions in a Cation Exchange Membrane to its Electrical Conductance. K. S. Spiegler and C. D. Coryell. *J. Phys. Chem.* 57, 687(1953).
- U 265 Enzyme-Catalyzed Exchange of Oxygen Atoms Between Water and Carboxylate Ion. R. Bentley and D. Rittenberg. *J. Am. Chem. Soc.* 76, 4884(1954).
- U 266 Equilibrium between Protium, Deuterium and Tritium in the System: Hydrogen-Acetic Acid; Isotopic Fractionation Factors in a Catalytic Hydrogenation. M. L. Eidinoff, J. E. Knoll, D. K. Fukushima, and T. F. Gallagher. *J. Am. Chem. Soc.* 74, 5280-4(1952).
- U 267 Equilibrium Studies of Some Monovalent Ions on Kowex 50. O. D. Bonner and W. H. Payne. *J. Phys. Chem.* 58, 183(1954).
- U 268 Evidence on the Elementary Reactions of Halogens Activated by Nuclear Processes in the Ethyl Halides and in Hydrocarbons. S. Goldhaber and J. E. Willard. *J. Am. Chem. Soc.* 74, 318(1952).
- U 269 Evidence of Partial Failure of the Br-80 Isomeric Transition to Rupture Carbon-Bromine Bonds. R. S. H. Chiang and J. E. Willard. *J. Am. Chem. Soc.* 74, 6213(1952).
- U 270 The Exchange Reaction of Sulfur Dioxide with Concentrated Sulfuric Acid. T. H. Norris. *J. Am. Chem. Soc.* 72, 1220-23(1950).
- U 271 The Exchange Reaction Between the Two Oxidation States of Iron in Acid Solution. J. Silverman and R. W. Dodson. *J. Phys. Chem.* 56, 846(1952).
- U 272 Fractionation of the Carbon Isotopes in Decarboxylation Reactions. V. The Mechanism of the Pyrolysis of Barium Adipate. J. Bigeleisen, A. A. Bothner-By and L. Friedman. *J. Am. Chem. Soc.* 75, 2908-10(1953).
- U 273 Fractionation of the Carbon Isotopes in Decarboxylation Reactions. VI. Comparison of the Intermolecular Isotope Effects of a Pair of Isotopic Isomers. J. Bigeleisen and M. Wolfsberg. *J. Chem. Phys.* 21, 2120-1(1953).
- U 274 Free Radicals in the Photolysis and Pyrolysis of Acetaldehyde (D). P. D. Zemaný and M. Burton. *J. Phys. Colloid Chem.* 55, 949-65(1951).
- U 275 A Gas-Sample Counting Method for Soft β -Emitters. T. H. Norris. *J. Am. Chem. Soc.* 74, 2396-8(1952).
- U 276 6-C-14-D-Glucose and 6-C-14-D-Glucuronolactone. J. C. Sowden. *J. Am. Chem. Soc.* 74, 4377-79(1952).
- U 277 Hydrogen Deuterium Exchange Activity of Catalysts. V. C. F. Holm, and R. W. Blue. *Ind. Eng. Chem.* 44, 107(1952).
- U 278 Hydrogen Deuterium Exchange Activity of Silica-Alumina Catalysts—Industrial and Engineering Chemistry. J. A. Reid. *Ind. Eng. Chem.* 43, 501(1951).
- U 279 Hydrogen Exchange and Isomerization of Saturated Hydrocarbons with Sulfuric Acid. D. P. Stevenson, C. D. Wagner, O. Beeck, and J. W. Otvos. *J. Am. Chem. Soc.* 74, 3269(1952).
- U 280 Hydrogen Exchange Reactions Over Iron Synthetic Ammonia Catalysts at -195° . J. T. Kummer and P. H. Emmett. *J. Phys. Chem.* Vol. 56, 258(1952).
- U 281 Hydrogenation of Olefins Over Metals. J. N. Wilson, J. W. Otvos, D. P. Stevenson, and C. D. Wagner. *Ind. Eng. Chem.* 45, 1480(1953).
- U 282 The Influence of Structure Phase and Added Iodine on the Organic Yields of the I-127 (n,y) I-128 Reaction in Alkyl Iodides. G. Levey and J. E. Willard. *J. Am. Chem. Soc.* 74, 6161(1952).
- U 283 An Investigation of the Mechanism of the Decomposition of Acetyl Peroxide in Acetic-2-C-14 Acid. A. Fry and B. M. Tolbert. *Trans. Faraday Soc.* 49, 1444(1953).
- U 284 Ion Exchange in Mixed Solvents. O. D. Bonner and J. C. Moorefield. *J. Phys. Chem.* 58, 555(1954).
- U 285 Ionic Equilibria and Self Diffusion Rates in Desulfonated Cation Exchanges. G. E. Boyd, B. A. Soldano, and O. D. Bonner. *J. Phys. Chem.* 58, 456(1954).
- U 286 Isomer, Neutron Energy and Radiation Dosage Effects on Reactions Activated by Radiative Neutron Capture in Organic Bromides. J. C. W. Chien and J. E. Willard. *J. Am. Chem. Soc.* 76, 4735(1954).
- U 287 Isomerization of β -ethyl Mercaptoethyl Thionophosphate (Systox). T. R. Fukuto and R. L. Metcalf. *J. Am. Chem. Soc.* 76, 5103-6(1954).

- U 288 The Isotope Effect in the Decomposition of Oxalic Acid. A. Fry and M. Calvin. *J. Phys. Chem.* 56, 897(1952).
- U 289 The Isotope Effect. II. Pyrolysis of Lithium Acetate-1-C-14. A. Roe and J. B. Finlay. *J. Am. Chem. Soc.* 74, 2442(1952).
- U 290 The Isotope Effect. III. The Reaction of Acetone-1-C-14 with Alkaline Hypiodite. A. Roe and E. L. Albenesius. *J. Am. Chem. Soc.* 74, 2402(1952).
- U 291 Isotope Effects in the Ionization of Alkyl Chlorosulfites. E. S. Lewis and C. E. Boozer. *J. Am. Chem. Soc.* 74, 6306(1952).
- U 292 Isotopic Exchange Reactions in Acetic Acid and Acetic Anhydride. E. A. Evans, J. L. Huston and T. H. Norris. *J. Am. Chem. Soc.* 74, 4985-91(1952).
- U 293 Isotopic Exchange Reactions in Triethylamine-Liquid Sulfur Dioxide Solutions. R. H. Herber and T. H. Norris. *J. Am. Chem. Soc.* 76, 3849-50(1954).
- U 294 Isotopic Exchange Between the Valence States of Mercury. R. L. Wolfgang and R. W. Dodson. *J. Phys. Chem.* 56, 872-6(1952).
- U 295 Isotopic Selection in the Neogenesis of Labile Methyl Groups from Monodeuterio-Monotritio-C-14-Labeled Methanol. J. R. Rachele, E. J. Kuchinkas, J. E. Knoll, and M. L. Eidinoff. *J. Am. Chem. Soc.* 76, 4342-5(1954).
- U 296 Kinetics of the Ammonium-Deuterium Exchange by a Microwave Method. J. Weber and K. J. Laidler. *J. Chem. Phys.* 19, 381(1951).
- U 297 The Kinetics of the Ethylene Reaction Initiated by Gamma Radiation. J. C. Hayward and R. H. Bretton. *Chem. Eng. Progr. Symposium Ser. 50, No. 13* (Nuclear Engineering III) 73 (1954).
- U 298 The Kinetics of the Iodine-Iodate Isotope Exchange Reaction. O. E. Myers and J. W. Kennedy. *J. Am. Chem. Soc.* 72, 897-906(1950).
- U 299 The Kinetics of Isotopic Exchange Reactions. T. H. Norris. *J. Phys. Coll. Chem.* 54, 777-83(1950).
- U 300 Kinetics of the Isotopic Exchange Reaction Between Carbon Monoxide and Carbon Dioxide. T. H. Norris and S. Ruben. *J. Chem. Phys.* 18, 1595-600(1950).
- U 301 Kinetics and Mechanism of the Acid-Catalyzed Reaction of Diphenyldiazomethane with Ethyl Alcohol. W. Watanabe and J. D. Roberts. *J. Am. Chem. Soc.* 72, 4869(1950).
- U 302 Kinetics and Some Hydrogen Isotope Effects of the Reaction of Diphenyldiazomethane with Acetic Acid in Ethanol. J. D. Roberts and C. M. Regan. *J. Am. Chem. Soc.* 74, 3695(1952).
- U 303 The Mechanism of Acetylene Oxidation by Supported Silver Nitrate. W. T. M. Johnson and K. A. Krieger. *J. Am. Chem. Soc.* 76, 4782-7(1954).
- U 304 Mechanisms of Acid Catalysis. The Kinetics and Mechanisms of the Acid. Catalyzed Reactions of Ethyl Diazoacetate with Ethanol and Acetic Acid. J. D. Roberts, C. M. Regan, and I. Allen. *J. Am. Chem. Soc.* 74, 3679(1952).
- U 305 Mechanism of the Alkoxide-Catalyzed Carbinol-Carbonyl Equilibrium. W. von E. Doering and T. C. Aechner. *Am. Chem. Soc.* 75, 393(1953).
- U 306 Mechanism of the Decomposition of Acetyl Peroxide in Acetic Acid-2-C-14. A. Fry, B. M. Tolbert, and M. Calvin. *Trans. Faraday Soc.* 39, 1444(1953).
- U 307 The Mechanism of Decomposition of Borine Carbonyl. A. B. Gurg. *J. Am. Chem. Soc.* 74, 3482(1952).
- U 308 The Mechanism of Exchange of Hydrogen Gas and Aqueous Alkali. W. K. Wilmarth, J. C. Dayton, and J. M. Flournoy. *J. Am. Chem. Soc.* 4559(1953).
- U 309 The Mechanism of Exchange of Hydrogen between Oxygen and Nitrogen Atoms. C. G. Swain, J. T. McKnight, M. M. Labes, and V. P. Kreiter. *J. Am. Chem. Soc.* 76, 4243(1954).
- U 310 The Mechanism of Exchange of Hydrogen Gas with Solutions of Potassium Amide in Liquid Ammonia. W. K. Wilmarth and J. C. Dayton. *J. Am. Chem. Soc.* 75, 4553(1953).
- U 311 The Mechanism of the Reduction of Steroidal Enol Acetates by Lithium Aluminum Hydride. W. G. Dauben and J. F. Eastham. *J. Am. Chem. Soc.* 75, 1718(1953).
- U 312 The Mechanism of the Thermal Decomposition of Ethane-d6. F. O. Rice and R. E. Varnerin. *J. Am. Chem. Soc.* 76, 324(1954).
- U 313 Microwave Spectroscopic Investigation of the Kinetics of the Heterogeneous Ammonia-Deuterium Exchange. J. Weber and K. J. Laidler. *J. Chem. Phys.* 19, 1089(1951).
- U 314 Migration Ratios Observed in the Reaction of Diarylethylamines with Nitrous Acid. L. S. Ciereszko and J. G. Burr, Jr. *J. Am. Chem. Soc.* 74, 5431(1952).
- U 315 Migration Ratios in the Rearrangement of 2-2Diarylethanol. J. G. Burr, Jr. and L. S. Ciereszko. *J. Am. Chem. Soc.* 74, 5426(1952).
- U 316 The Nature of Participation of Hydrogen in Solvolytic Reactions. E. S. Lewis and G. M. Coppinger. *J. Am. Chem. Soc.* 76, 4495(1954).
- U 317 Phosphorus Diffusion in Soils. D. R. Bouldin and C. A. Black. *Soil Sci. Soc. Am. Proc.* 18, 255-9(1954).
- U 318 The Photochemical Exchange Reaction between Tin (II) and Tin (IV) in Hydrochloric Acid Solution. R. P. Craig and N. Davidson. *J. Am. Chem. Soc.* 73, 1951(1951).
- U 319 Precipitate-Ion Exchange Reactions Using Nickel 63. G. K. Schweitzer and P. B. Baum. *J. Am. Chem. Soc.* 74, 6131-2(1952).
- U320 Preparation of S-35 Labeled Sulfur Dioxide and Sulfuric Acid. B. J. Masters and T. H. Norris. *J. Am. Chem. Soc.* 74, 2395(1952).

- U 321 Proposed Approach to the Chelate Effect. A. W. Adamson. *J. Am. Chem. Soc.* 76, 1578(1954).
- U 322 Radiation Chemistry of Pure Organic Compounds: Benzene and Benzene-d₆ (D). S. Gordon and M. Burton. *Faraday Soc. Discussion No. 12*, 88-98(1952).
- U 323 Radiation Sensitivity of Benzene-d₆ (D). S. Gordon and M. Burton. *Science* 115, 406(1952).
- U 324 The Radical Pair Yield of Ionizing Radiation in Sulfuric Acid Solutions. E. R. Johnson and J. Weiss. *J. Chem. Phys.* 22, 752(1954).
- U 325 The Radiolysis of Methanol-C-14. W. J. Skrabala, J. G. Burr, Jr. and D. N. Hess. *J. Chem. Phys.* 21, 1296(1953).
- U 326 Rate of Absorption of Cobalt Ions on Hydrated Ferric Oxide. H. M. Kurbatov. *J. Phys. Chem.* 56, 698(1952).
- U 327 Rate of the Electron-Transfer Exchange Reaction Between Manganate and Permanganate Ions. J. C. Sheppard and A. C. Wahl. *J. Am. Chem. Soc.* 75, 5133(1953).
- U 328 Rate of the Ferrocyanide-Ferriocyanide Exchange Reaction. A. C. Wahl and C. F. Deck. *J. Am. Chem. Soc.* 76, 4054(1954).
- U 329 The Rates and Migration Ratios Observed in the Unimolecular and Bimolecular Reaction of 2-Phenyl-2-(p-tolyl)-ethyl Tosylate and Related Compounds. J. G. Burr, Jr. *J. Am. Chem. Soc.* 75, 5008(1953).
- U 330 The Reaction of CO with Free Radicals. S. W. Benson and G. B. Porter. *J. Am. Chem. Soc.* 75, 2773(1953).
- U 331 The Reaction of Ethylamine-1-C-14 with Nitrous Acid. J. D. Roberts and J. A. Yancey. *J. Am. Chem. Soc.* 74, 5943(1952).
- U 332 The Reaction of D-Glucose, D-Mannose and D-Fructose in 0.035 N Sodium Hydroxide at 35°. J. C. Sowden and R. Schaffer. *J. Am. Chem. Soc.* 74, 499-504(1952).
- U 333 The Reaction of Methyl Radicals with Hydrogen (D). R. D. Anderson, S. Davison, and M. Burton. *Faraday Soc. Discussion*, 136-43(1951).
- U 334 Reaction of Methyl Radicals with Hydrogen and Deuterium. S. Davison and M. Burton. *J. Am. Chem. Soc.* 74, 2307-12(1952).
- U 335 Reactions of Recoil Atoms in Liquids. J. W. Gyder and R. W. Dodson. *J. Chem. Phys.* 18, 579(1950).
- U 336 Rearrangement of 2-Methylbutane-1-C-14 over Aluminum Bromide. J. D. Roberts and G. R. Coraor. *J. Am. Chem. Soc.* 74, 3586(1952).
- U 337 Rearrangements in Carbonium-Ion-Type Reactions of C-14-Labeled Norbornyl Derivatives. J. D. Roberts, C. C. Lee, and W. H. Saunders. *J. Am. Chem. Soc.* 76, 4501(1954).
- U 338 Rearrangements in the Solvolysis of 2-Butyl-1-C-14 p-Toluenesulfonate. J. D. Roberts, W. Bennett, and R. E. McMahon. *J. Am. Chem. Soc.* 74, 4283(1952).
- U 339 A Relationship between Aryl Group Migration and Reaction Velocities. J. G. Burr, Jr. *Chemistry & Industry*, 850(1954).
- U 340 The Relative Reaction Velocities of Isotopic Molecules. J. Bigeleisen. *J. Chem. Phys.* 17, 675-8(1949).
- U 341 Retention of Br-80 in Complex Bromides, Following Isomeric Transition. A. W. Adamson and J. M. Grunlund. *J. Am. Chem. Soc.* 73, 5508(1951).
- U 342 A Selectivity Scale for Some Monovalent Cations on Dowex 50. O. D. Bonner. *J. Phys. Chem.* 58, 318(1954).
- U 343 Self-Diffusion of Cations, Non-Exchange Anions and Solvent in a Cation Exchange Resin System. M. Tetenbaum and H. P. Gregor. *J. Phys. Chem.* 58, 1156-63(1954).
- U 334 The Self-Diffusion Coefficients of Iodide, Potassium and Rubidium Ions in Aqueous Solutions. R. Mills and J. W. Kennedy. *J. Am. Chem. Soc.* 75, 5696(1953).
- U 345 The Self-Diffusion Coefficients of the Ions in Aqueous Sodium Chloride and Sodium Sulfate at 25°. A. W. Adamson, J. M. Nielsen, and J. W. Cobble. *J. Am. Chem. Soc.* 74, 446(1952).
- U 346 Self-Diffusion Coefficients of Sodium Ion and Iodide Ion in Aqueous Sodium Iodide Solutions. J. H. Wang and J. W. Kennedy. *J. Am. Chem. Soc.* 72, 2080-3(1950).
- U 347 Small Ring Compounds IV. Interconversion Reactions of Cyclobutyl, Cyclopropylcarbinyl and Allylcarbinyl Derivatives. J. D. Roberts and R. H. Mazur. *J. Am. Chem. Soc.* 73, 2509(1951).
- U 348 Some Catalytic Exchange and Hydrogenation Reactions of Acetylene and Ethylene. J. E. Douglas and B. S. Rabinovitch. *J. Am. Chem. Soc.* 74, 2486(1952).
- U 349 Some Fractionation Effects Involving the Isotopes of Hydrogen. L. M. Eidinoff. *Trans. New York Acad. Sci., Series II*, 16, No. 2, 76-82(1954).
- U 350 Spectrophotometric and Radiochemical Investigation of the Interaction between Tin (II) and-(IV) in Hydrochloric Acid Solutions. C. I. Browne, R. P. Craig, and N. Davidson. *J. Am. Chem. Soc.* 73, 1946(1951).
- U 351 A Study of the Exchange of Radiocyanide and Radiosulfide Ions with Aqueous Thiocyanate Ion. A. W. Adamson and P. S. Magee. *J. Am. Chem. Soc.* 74, 1590(1952).
- U 352 A Study of the Mechanism of Conversion of Acetate to Cholesterol via Squalene. W. G. Dauben and K. H. Takemura. *J. Am. Chem. Soc.* 75, 6302(1953).
- U 353 Studies in the Mechanism of the Willgerodt Reaction. III. Nature of the Labile Intermediate. R. C. Anderson, E. Cerwonka, and E. V. Brown. *J. Am. Chem. Soc.* 75, 30-3(1953).
- U 354 Temperature Independent Factor in the Relative Rates of Isotopic Three Center Reactions.

- J. Bigeleisen and M. Woldenberg. *J. Chem. Phys.* 21, 1972-4(1953).
- U 355 The Thermodynamic Functions of Cyclooctatetraene. E. R. Lippincott and R. C. Lord. *J. Am. Chem. Soc.* 73, 3889(1951).
- U 356 Thermodynamic Study of an Enzyme-Substrate Complex of Chymotrypsin. G. D. Doherty and F. Vaslow. *J. Am. Chem. Soc.* 74, 931-6(1952).
- U 357 Thermodynamic Study of Some Enzyme-Inhibitor Complexes of Chymotrypsin. F. Vaslow and D. G. Doherty. *J. Am. Chem. Soc.* 75, 928-31(1953).
- U 358 A Tracer Study of the Reaction of Isoocyanates with Carboxylic Acids. A. Fry. *J. Am. Chem. Soc.* 75, 2686(1953).
- U 359 Use of Deuterium to Investigate Extent of Branching in Polystyrene. L. A. Wall and D. W. Brown. *J. Polymer. Sci.* 14, 513-20(1954).
- U 360 The Yields of Free H and OH in the Irradiation of Water. A. O. Allen. *Radiation Research* 1, 85-96(1953).
- U 361 The Adsorption of Cobalt and Barium Ions by Hydrated Ferric Oxide at Equilibrium. M. H. Kurbatov. *J. Phys. Chem.* 56, 982(1952).
- U 362 The Conversion of Ortho-Parahydrogen by Cuprous Acetate in Quinoline. W. K. Wilmarth and K. Barsh. *J. Am. Chem. Soc.* 75, 2237(1953).
- U 363 Copper Hydride, Particularly Its Decomposition Kinetics. J. C. Warf and W. Feitknecht. *Helv. Chim. Acta* 33, 613(1950).
- U 364 The Diffusion Process for Organolite Exchangers. A. W. Adamson and J. J. Grossman. *J. Phys. & Colloid Chem.* 56, 97(1952).
- U 365 Diffusion and Self-Diffusion of Electrolytes and Hydration Effects. A. W. Adamson. *J. Phys. Chem.* 58, 513(1954).
- U 366 The Electron Transfer Exchange Reaction of Ferriyanide and Ferrocyanide Ions. A. W. Adamson and J. W. Cobble. *J. Am. Chem. Soc.* 72, 2276(1950).
- U 367 Electron Transfer Processes and the Oxidation Reductions of Hexacyanoferrate (III) Ion in Aqueous Solution. A. W. Adamson. *J. Phys. Chem.* 56, 858(1952).
- U 368 Exchange and Aquation Studies with Thiocyanato Complexes. A. W. Adamson and R. G. Wilkins. *J. Am. Chem. Soc.* 76, 3379(1954). *Nature* 173, 370(1954).
- U 369 Free Radical Processes in the Photolysis of Acetone. S. W. Benson and C. S. Falterman. *J. Chem. Phys.* 20, 201(1952).
- U 370 Kinetics of Two Exchange Reactions Involving Diborane. P. C. Maybury and W. S. Koski. *J. Chem. Phys.* 21, 742(1953).
- U 371 Liming Materials in Soils. Radiochemical Measurement of Reaction Rates. D. H. Smith, J. M. Blume, and C. W. Whittaker. *Agr. and Food Chem.* 1, 67-70(1953).
- U 372 Coefficients d'autodiffusion de ^{36}Cl dans les monoeristaux de ClNa . M. Chemla. *Compt. rend.* 234, 2601(1952).
- U 373 Diffusion et migration de ^{137}Cs dans les monoeristaux de ClNa . M. Chemla. *Compt. rend.* 236, 484(1953).
- U 374 Low Temperature Mobility of Hydrogen in Uranium Hydride. Exchange Equilibrium of Deuterium between Hydrogen and Uranium Hydride. J. Bigeleisen and A. Kant. *J. Am. Chem. Soc.* 76, 5957-60(1954).
- U 375 Mechanism of Thiamine-Catalyzed Reactions. S. Mizuhara and P. Handler. *J. Am. Chem. Soc.* 76, 571(1954).
- U 376 Reduction of Unsaturated Steroids with Deuterium: Distribution of Isotope and Mechanism. D. K. Fukushima and T. F. Gallagher. *J. Am. Chem. Soc.* 77, 139(1955).

Radiochemistry

- V 1 Activation of Nuclear Isomers by Gamma Rays. G. Harbottle. *Nucleonics* 12, No. 4, 64-7(1954).
- V 2 Assay of Samples Doubly Labeled with Radioactive Hydrogen and Carbon. M. W. Biggs, D. Kritchevsky and M. R. Kirk. *Anal. Chem.* 24, 223-4(1952).
- V 3 Carrier-free Radioisotopes from Cyclotron Targets. XXIV. Preparation and Isolation of Ir-186, 190, 192 from Osmium. H. R. Haymond, W. M. Garrison, and J. G. Hamilton. *J. Chem. Phys.* 20, 199-200(1952).
- V 4 Carrier-free Radioisotopes from Cyclotron Targets. XXV. Preparation and Isolation of Au-195, 196, 198, 199 from Platinum. J. D. Gile, W. M. Garrison, and J. G. Hamilton. *J. Chem. Phys.* 20, 339(1952).
- V 5 Carrier-free Radioisotopes from Cyclotron Targets. XXVI. Preparation and Isolation of W 181 from Tantalum. J. D. Gile, W. M. Garrison, and J. G. Hamilton. *J. Chem. Phys.* 20, 523-4(1952).
- V 6 A Cobalt Gamma-Ray Source Used for Studies in Radiation Chemistry. J. A. Ghormley and C. J. Hochanadel. *Rev. Sci. Instr.* 22, 473-5(1951).
- V 7 Determination of Calcium in Biological Materials A Combined Method for Semimicrodetermination of Ca^{40} and Radioassay of Ca^{45} . W. P. Norris and B. J. Lawrence. *Anal. Chem.* 25, 956-60(1953).
- V 8 The Determination of Radioactive Iodine in Biologic Material. J. E. Rall, H. W. Johnson, M. H. Power, and A. Albert. *Proc. Soc. Exptl. Biol. Med.* 75, 390-2(1950).
- V 9 Determination of Total Carbon and its Radioactivity. D. D. Van Slyke, R. Steele and J. Plazin. *J. Biol. Chem.* 192, 769-805(1951).

- V 10 Determination of Tritium by Ion Current Measurement. K. E. Wilzbach, A. R. Van Dyken and L. Kaplan. *Anal. Chem.* **26**, 880-3 (1954).
- V 11 Direct Production of Radioactive Aliphatic Hydrocarbons by Pile Irradiation. A. G. Schrodtt and W. F. Libby. *J. Am. Chem. Soc.* **76**, 3100(1954).
- V 12 Estimation of Tritium and Some Preliminary Experiments on Its Use as a Label for Water R. F. Glascock. *Nucleonics* **9**, No. 5, 28-3 (1951).
- V 13 High Energy Helium Ion Irradiation of Aqueous Acetic Acid Solutions. W. M. Garrison, H. R. Haymond, D. C. Morrison, B. M. Weeks, and J. Gile-Melchert. *J. Am. Chem. Soc.* **75** 2459-64(1953).
- V 14 High Energy Helium-ion Irradiation of Formic Acid in Aqueous Solution. W. M. Garrison D. C. Morrison, H. R. Haymond, and J. G. Hamilton. *J. Am. Chem. Soc.* **74**, 4216(1952).
- V 15 Hot Atom Chemistry. Photonuclear Preparation of Cobalt 58, Cobalt 58m. D. C. Hoffman and D. S. Martin, Jr. *J. Phys. Chem.* **56**, 1097-101(1952).
- V 16 The Hot Atom Chemistry of the Propyl Bromides; Effect of Phase and Recoil Energy on Retentions. M. S. Fox and W. F. Libby. *J. Chem. Phys.* **20**, 487-97(1952).
- V 17 An Improved Carbon-14 Wet Combustion Technique. J. H. Weisburger, E. K. Weisburger, and H. P. Morris. *J. Am. Chem. Soc.* **74**, 2399(1952).
- V 18 Inactivation of Pepsin and Trypsin by Deuteron and Electron Bombardment. E. Pollard, A. Buzzell, C. Jeffreys, and F. Forro, Jr. *Arch. Biochem. and Biophys.* **33**, 9-21(1951).
- V 19 Interaction of Phosphorus 32 Beta Rays with Matter. G. L. Brownell. *Nucleonics* **10**, No. 6, 30-5(1952).
- V 20 Intramolecular Carbon Isotope Effects in the Decarboxylation of Malonic Acid and Bromomalonic Acid. P. E. Yankwich and E. C. Stivers, *J. Chem. Phys.* **21**, 61-6(1953).
- V 21 Intramolecular Isotope Effects in the Reactions of Benzoic- α -C-14 Anhydride. V. F. Raaen and G. A. Ropp. *J. Chem. Phys.* **21**, 1902-3 (1953).
- V 22 Investigation of the Forms of Phosphorus in Neutron-Bombarded Phosphates: Role of Hypophosphate. J. G. A. Fiskell. *Science* **113**, 244-6(1951).
- V 23 An Isotope Dilution Method for Nucleic Acid Analysis. I. Purines. R. Abrams. *Arch. Biochem.* **30**, 44-51(1951).
- V 24 Localization of Protein-Bound Radioactive Iodine by Filter Paper Electrophoresis. F. Larson, W. P. Deiss, and E. C. Albright. *Science* **115**, 626-7(1952).
- V 25 A Method for the Specific Conversion of Iodoform to Carbon Dioxide. W. W. Shreeve, F. Leaver, and I. Siegel. *J. Am. Chem. Soc.* **74** 2404(1952).
- V 26 Micromethod for Measurement of Carbon 14-Labeled Material. J. H. Peters and H. R. Gutmann. *Anal. Chem.* **25**, 987-8(1953).
- V 27 The Molecular Weight of Insulin and the Inactivation of Insulin by Fast Charged Particles. R. B. Setlow and B. Doyle. *Arch. Biochem. and Biophys.* **42**, 83-90(1953).
- V 28 The Neutron Irradiation of Crystalline Vitamin B-12. D. T. Woodbury and C. Rosenblum. *J. Am. Chem. Soc.* **75**, 4364-5(1953).
- V 29 Observations on the Radiation Decomposition of Some C-14-Labeled Compounds. B. M. Tolbert, P. T. Adams, E. L. Bennett, A. M. Hughes, M. R. Kirk, R. M. Lemmon, R. M. Noller, R. Ostwald, and M. Calvin. *J. Am. Chem. Soc.* **75**, 1867-8(1953).
- V 30 The Preparation of C-14-Labeled Vitamin B-12 (C-14-Cobalamin). G. E. Boxer, J. C. Rickards, C. Rosenblum, and D. T. Woodbury. *Arch. Biochem.* **30**, 470-1(1951).
- V 31 Preparation of Carrier-Free Manganese 52. J. T. Byrne. *J. Chem. Phys.* **19**, 504(1951).
- V 32 A Preparation of Carrier-Free Sb-125 from Neutron Irradiated Stannous Chloride. J. D. Robinson and M. Kahn. *J. Am. Chem. Soc.* **75**, 2004-6(1953).
- V 33 The Preparation of Radioactive Vitamin B-12 by Direct Neutron Irradiation. R. C. Anderson, and Y. Delbarre. *J. Am. Chem. Soc.* **73**, 4051 (1951).
- V 34 The Purity of Diiodofluorescein-I₂-131. A. Roe, R. L. Hayes, and H. D. Bruner. *J. Am. Chem. Soc.* **73**, 4483-4(1951).
- V 35 Radiation Chemistry of Ferrous Sulfate Solutions. E. J. Hart. *J. Am. Chem. Soc.* **73**, 1891-2(1951).
- V 36 Radiation Chemistry of Mixtures; Cyclohexane and Benzene-d₆. M. Burton and W. N. Patrick. *J. Phys. Chem.* **58**, 421-3(1954).
- V 37 Radiation Chemistry of Mixtures; Propionaldehyde and Benzene-d₆. W. N. Patrick and M. Burton. *J. Phys. Chem.* **58**, 424-30(1954).
- V 38 A Radiochemical Method for the Determination of Micro Quantities of Thyroxine. F. C. Larson, D. M. Coulson, and E. C. Albright. *J. Biol. Chem.* **196**, 45-50(1952).
- V 39 Radiochemical Preparation of Heptadecene-8. V. L. Burton and I. A. Breger. *Science* **116**, 477-9(1952).
- V 40 The Radiolysis of Liquid Methyl Iodide. R. C. Petry and R. H. Schuler. *J. Am. Chem. Soc.* **75**, 3796-802(1953).
- V 41 Radiotracer Study of Cationic Surface-Active Agents by Measurement of Gegenion Adsorption. C. M. Judson, A. A. Argyle, J. K. Dixon, and D. J. Salley. *J. Chem. Phys.* **19**, 378-9(1951).
- V 42 Removal of Radioactive Iodine by Laboratory Trickling Filters. M. W. Carter. *Sewage Ind. Wastes* **25**, 560-565(1953).

- V 43 Self-radiolysis of C-14-Compounds. C. D. Wagner and V. P. Guinn. *J. Am. Chem. Soc.* 75, 4861(1953).
- V 44 Separation of the Radioisotopes of Silver and Palladium. G. Rouser and P. F. Hahn. *J. Am. Chem. Soc.* 74, 2398(1952).
- V 45 Studies in Low Concentration Chemistry. III. The Radiocolloidal Properties of Yttrium 90. G. K. Schweitzer, B. R. Stein, and W. M. Jackson. *J. Am. Chem. Soc.* 75, 793-5(1953).
- V 46 Studies on the Gamma-Radiation-Induced Polymerization of Acrylonitrile. I. A. Berstein, E. C. Farmer, W. G. Rothschild, and F. F. Spalding. *J. Chem. Phys.* 21, 1303-4(1953).
- V 47 Tests with Radioactive Phosphorus on the Accuracy of the Bromoform Method for the Separating of Enamel and Dentin. C. Binford and R. F. Sognaes. *J. Dental Research* 27, 745(1948).
- V 48 Tritium Finds Increasing Application in Tracer Chemistry. Editorial. *Chem. Eng. News* 31, 3184-7(1953).
- V 49 Carbonate Cleavage in the Hydrolysis of Diethyl α -Naphthylmalonate. A. Fry and M. Calvin. *J. Org. Chem.* 17, 1308(1952).
- V 50 C-14 and C-13 Intramolecular Isotope Effects in the Decarboxylation of Liquid Malonic Acid at 140.5°. P. E. Yankwich, A. L. Promislow, and R. F. Nystrom. *J. Am. Chem. Soc.* 76, 5893(1954).
- V 51 Carbon Isotope Constitution of Some Acetic Acids. P. E. Yankwich and A. L. Promislow. *J. Am. Chem. Soc.* 75, 4881(1953).
- V 52 The C-14 Isotope Effect in the Decarboxylation of α -Naphthyl and Phenylmalonic Acids. A. Fry and M. Calvin. *J. Phys. Chem.* 56, 901(1952).
- V 53 C-14 Carboxyl-labeled Inulin as a Tracer for Inulin. E. Cotlove, M. C. Reder, W. B. Looney, M. Walser, and L. W. Matthews. *J. Clin. Invest.* 33, 924(1954).
- V 54 The Carrier-Free Separation of the Radioactive Isotopes Co-56, Co-57, and Co-58 from a Manganese Target. M. H. Kurbatov. *J. Am. Chem. Soc.* 76, 5245(1954).
- V 55 Changes in Elastomers Due to Radiation from Cobalt 60. S. D. Gehman and L. M. Hobbs. *Rubber World* 130, 643-6(1954).
- V 56 Chemical Effects of Nuclear Transformations. J. E. Willard. *Ann. Rev. Nuclear Sci.* 3, 193(1953).
- V 57 Chemical Forms Assumed by C-14 Produced by Pile Neutron Irradiation of Ammonium Bromide; Target Dissolved in Water. P. E. Yankwich and J. D. Vaughan. *J. Am. Chem. Soc.* 76, 5851(1954).
- V 58 Chlorination of Some Aromatic Compounds Under the Influence of Gamma Radiation. D. E. Harmer, L. C. Anderson, and J. J. Martin. *Chem. Eng. Progr. Symposium Ser.* 50, 253-7(1954).
- V 59 Conference on the Use of Tritium in Organic and Biological Chemistry. A. R. Van Dyken, K. E. Wilzbach, and L. Kaplan. *Science* 118, 234(1953).
- V 60 Coprecipitation from Homogeneous Solution-Manganese (II) on Basic Stannic Sulfate. L. Gordon, H. Teicher, and B. P. Burt. *Anal. Chem.* 26, 992(1954).
- V 61 Determination of Isotopic Carbon in Organic Compounds. K. E. Wilzbach and W. Y. Sykes. *Science* 120, 494-6(1954).
- V 62 Determination of Protein Bound Thyroid Iodine by Neutron Activation. A. M. Brues and O. H. Robertson. *J. Lab. Clin. Med.* 36, 804(1950).
- V 63 Determination of Small Concentrations of Indium by Radioactivation. J. E. Hudgens and L. C. Nelson. *Anal. Chem.* 24, 1472(1952).
- V 64 Distribution of Strontium Within Barium Sulfate Precipitated from Homogeneous Solution. L. Gordon, C. C. Reimer, and B. P. Burt. *Anal. Chem.* 26, 842(1954).
- V 65 Effect of Bromine Concentration on the Products of the Reactions of Carbon Tetrachloride with Bromine Activated by Radiative Neutron Capture. J. F. Hornig and J. E. Willard. *J. Am. Chem. Soc.* 75, 461(1953).
- V 66 Effect of Density in the Region of the Critical Temperature on the Chemical Products of the Br-79(n, γ)Br-80 Reaction on Bromotrifluoromethane. W. E. Rice and J. E. Willard. *J. Am. Chem. Soc.* 75, 6156(1953).
- V 67 The Influence of Structure, Phase and Added Chlorine on the Organic Yields of the C1-37(n, γ)C1-38 Reaction in Alkyl Chlorides. J. C. W. Chien and J. E. Willard. *J. Am. Chem. Soc.* 75, 6160(1953).
- V 68 Isolation and Purification of Semimicro Quantities of Morphine. E. M. K. Geiling and L. B. Achor. *Anal. Chem.* 26, 1061(1954).
- V 69 The Isotope Effect in the Decomposition of Oxalic Acid. A. Fry and M. Calvin. *J. Phys. Chem.* 56, 897(1952).
- V 70 Intramolecular Carbon Isotope Effect in the Decarboxylation of Liquid Malonic Point. P. E. Yankwich and A. L. Promislow. *J. Am. Chem. Soc.* 76, 4648(1954).
- V 71 Intermolecular Carbon Isotope Effect in the Decarboxylation of Normal Malonic Acid in Quinoline Solution. R. L. Belford. *J. Am. Chem. Soc.* 75, 4178(1953).
- V 72 Intramolecular Carbon Isotope Effect in the Decarboxylation of Normal Malonic Acid in Quinoline Solution. P. E. Yankwich and R. L. Belford. *J. Am. Chem. Soc.* 76, 3067(1954).
- V 73 Liming Materials in Soils. Radiochemical Measurement of Reaction Rates. D. Smith, J. M. Blume, and C. W. Whittaker. *Agr. Food Chem.* 1, 67-70(1953).
- V 74 Lithium Isotope Determination by Neutron Activation. L. Kaplan and K. E. Wilzbach. *Anal. Chem.* 26, 1797-98(1954).
- V 75 The Measurement of The Stability of a Complex Ion with Radiotracers and Ion Exchange Resins.

- P. Kruger and J. Schubert. *J. Chem. Educ.* 30, 196(1953).
- V 76 A Method for Simultaneous Determination of Carbon 14 and Total Carbon. D. L. Buchanan and A. Nakao. *J. Am. Chem. Soc.* 74, 2389-95(1952).
- V 77 Neutron Activation Analysis. L. Reiffel. *The Frontier* 16, 4(1953).
- V 78 Preparation of Carrier-Free Lanthanum-140. M. L. Salutsky and H. W. Kirby. *Anal. Chem.* 26, 1140(1954).
- V 79 Radioactivation Determination of Zirconium in Zr-Hf Mixtures. J. E. Hudgens, Jr., and H. J. Dabagian. *Nucleonics* 10, No. 5, 25-7(1952).
- V 80 Radiochemical Purification of Nickel in Macro Quantities. M. H. Kurbatov. *J. Am. Chem. Soc.* 76, 4739(1954).
- V 81 Radiochlorine as a Tracer. Radiochlorine 36 as a Tracer in the Decomposition of Potassium Chlorate. F. E. Brown and J. D. Woods. *Proc. Iowa Acad. Sci.* 61, 250-4(1954).
- V 82 Radiocolloids. G. K. Schweitzer and W. M. Jackson. *J. Chem. Education* 29, 513-22(1952).
- V 83 Separation of Carrier-free Scandium from a Calcium Target. M. H. Kurbatov. *J. Am. Chem. Soc.* 75, 2246(1953).
- V 84 Separation of the Radioisotopes of Silver and Palladium. G. Rouser and P. F. Hahn. *Am. Chem. Soc.* 74, 2398(1952).
- V 85 Spectroscopic Assay of Lithium Isotopes. J. K. Brody, M. Fred, and F. S. Tompkins. *Anal. Chem.* 26, 428(1954).
- V 86 Studies in Low Concentration Chemistry. VII. Investigations on the Role of Absorption in Radiocolloid Formation. G. K. Schweitzer and W. M. Jackson. *J. Am. Chem. Soc.* 76, 941-4(1954).
- V 87 Studies in Low Concentration Chemistry. I. The Radiocolloidal Properties of Lanthanum 140. G. K. Schweitzer and W. M. Jackson. *J. Am. Chem. Soc.* 74, 4178-80(1952).
- V 88 Studies in Low Concentration Chemistry. II. The Radiocolloidal Properties of Silver 111. G. K. Schweitzer and J. W. Nehls. *J. Am. Chem. Soc.* 74, 6186-9(1952).
- V 89 Studies in Low Concentration Chemistry. VIII. Some Properties of Tracer Yttrium, Antimony, and Silver in Solution. G. K. Schweitzer and S. M. Jackson. *J. Am. Chem. Soc.* 76, 3348-9(1954).
- V 90 Studies in Low Concentration Chemistry. V. The Spontaneous Deposition of Silver 111 on Various Metals. G. K. Schweitzer and D. L. Wilhelm. *J. Am. Chem. Soc.* 75, 5432-4(1953).
- V 91 Temperature Coefficient of the Intermolecular Carbon Isotope Effect in the Decarboxylation of Normal Malonic Acid. P. E. Yankwich, R. L. Belford, and G. Fraenkel. *J. Am. Chem. Soc.* 75, 832(1953).
- V 92 Carrier-Free Radio-Isotopes from Cyclotron Targets. XXV. Preparation and Isolation of Au-195, 196, 198, 199 from Platinum. J. D. Gile, et al. *J. Chem. Phys.* 20, 339(1952).
- V 93 Carrier-Free Radio-Isotopes from Cyclotron Targets. XIV. Preparation and Isolation of Bi-204, 206 from Lead. J. D. Gile, et al. *J. Chem. Phys.* 19, 256(1951).
- V 94 Carrier-Free Radio-Isotopes from Cyclotron Targets. XVIII. Preparation and Isolation of Cr-51 from Vanadium. J. D. Gile, et al. *J. Chem. Phys.* 19, 1217(1951).
- V 95 Carrier-Free Radio-Isotopes from Cyclotron Targets. XVII. Preparation and Isolation of Fe-59 from Cobalt. J. D. Gile, et al. *J. Chem. Phys.* 19, 1217(1951).
- V 96 Carrier-Free Radio-Isotopes from Cyclotron Targets. XI. Preparation and Isolation of Os-185 and Re-183, 184 from Tungsten. J. D. Gile, et al. *J. Chem. Phys.* 18, 1419-20(1950).
- V 97 Carrier-Free Radio-Isotopes from Cyclotron Targets. XVI. Preparation and Isolation of Pd-103 from Rhodium. J. D. Gile, et al. *J. Chem. Phys.* 19, 660-1(1951).
- V 98 Carrier-Free Radio-Isotopes from Cyclotron Targets. XIX. Preparation and Isolation of Pt-191, 193 from Osmium. J. D. Gile, et al. *J. Chem. Phys.* 19, 1426(1951).
- V 99 Carrier-Free Radio-Isotopes from Cyclotron Targets. IX. Preparation and Isolation of Re-183, 184 from Tantalum. J. D. Gile, et al. *J. Chem. Phys.* 18, 995-6(1950).
- V 100 Carrier-Free Radio-Isotopes from Cyclotron Targets. XXIII. Preparation and Isolation of Rh-100, 101, 102, 105 from Ruthenium. J. D. Gile, et al. *J. Chem. Phys.* 19, 1428(1951).
- V 101 Carrier-Free Radio-Isotopes from Cyclotron Targets. XX. Preparation and Isolation of Ru-97, 103 from Molybdenum. J. D. Gile, et al. *J. Chem. Phys.* 19, 1426-7(1951).
- V 102 Carrier-Free Radio-Isotopes from Cyclotron Targets. XIII. Preparation and Isolation of Sc-44, 46, 47, 48 from Titanium. J. D. Gile, et al. *J. Chem. Phys.* 18, 1685(1950).
- V 103 Carrier-Free Radio-Isotopes from Cyclotron Targets. XXI. Preparation and Isolation of Tl-200, 201, 202 from Mercury. J. D. Gile, et al. *J. Chem. Phys.* 19, 1427(1951).
- V 104 Carrier-Free Radio-Isotopes from Cyclotron Targets. XXVI. Preparation and Isolation of W-181 from Tantalum. J. D. Gile, et al. *J. Chem. Phys.* 20, 523-4(1952).
- V 105 Determination of Antimony by Radioactivation. J. E. Hudgens and P. J. Cali. *Anal. Chem.* 24, 171(1952).
- V 106 Determination of Radioactive Cobalt in Biological Material. J. de Wael. *Rec. Trav. Chim. Pays-Bas* 71, No. 7, 757-60(1952).

- V 107 Radiation Chemistry of Aqueous Solutions Containing Both Ferrous Ion and Carbon Dioxide. W. M. Garrison and G. K. Rollefson. *Paraday Soc. Discussion No. 12*(1952).
- V 108 Some Effects of Heavy-Particle Irradiation of Aqueous Acetic Acid. W. M. Garrison, H. R. Haymond, and B. M. Weeks. *Radiation Research 1, No. 1*(1954).

Radiation Detection

- W 1 Absolute Beta-Counting of Gases Containing P-32 Using End-Window Geiger-Muller Tubes. F. D. Rosen and W. Davis, Jr. *Rev. Sci. Instr.* 24, 349-54(1953).
- W 2 Absolute Beta Measurement of Tritium Monolayers. D. E. Beischer. *Nucleonics 11, No. 12*, 24-7(1953).
- W 3 The Absolute Standardization of Radioisotopes by 4π Counting. H. H. Seliger and L. Cavallo. *J. Research Natl. Bur. Standards 47*, 41-4(1951).
- W 4 An Accurate Method for the Measurement of Radioiodine in the Thyroid Gland by an External Counter. T. Fields and G. V. LeRoy. *Radiology 58*, 57-67(1952).
- W 5 Alpha-Particle Range-Energy Curve for Kodak NTA Emulsions. F. E. Steigert, E. C. Toops, and M. B. Sampson. *Phys. Rev.* 83, 474(1951).
- W 6 The Application of Radioactive Tracers to Diffusion Operations. Binary and Ternary Equilibrium Data. H. E. Hughes and J. O. Maloney. *Chem. Eng. Progr. (April)*, 192-200(1952).
- W 7 Backscattering of Beta Rays in Windowless G-M Counters. D. Christian, W. W. Dunning, and D. S. Martin, Jr. *Nucleonics 10, No. 5*, 41-3(1952).
- W 8 The Calculation of the Geometrical Efficiency of End-Window Geiger-Muller Tubes. E. Berne. *Rev. Sci. Instr.* 22, 509-12(1951).
- W 9 Calculations for Distributed Sources of Beta Radiation. H. H. Rossi and R. H. Ellis, Jr. *Am. J. Roentgenol.* 67, 980-8(1952).
- W 10 CO₂ Ion-Chamber Techniques for Radiocarbon Measurement. G. L. Brownell and H. S. Lockhart. *Nucleonics 10, No. 2*, 26-32(1952).
- W 11 Cloud-Chamber Identification of Photodeuterons from Copper. W. H. Smith and L. J. Laslett. *Phys. Rev.* 86, 523-4(1952).
- W 12 Cobalt 60 Unit for Checking Thimble Chambers. E. D. Trout, J. P. Kelley, and A. C. Lucas. *Nucleonics 12, No. 10*, 58(1954).
- W 13 A Comparison of Iodine 131 Counting Methods. H. D. Bruner and J. D. Perkinson, Jr. *Nucleonics 10, No. 10*, 57-61(1952).
- W 14 A Comparison of Three Survey Instruments Exposed to Various Radiations. R. F. Cowing, E. DeAmicis, and C. K. Spalding. *Am. J. Roentgenol. Radium Therapy 66*, 961-6(1951).
- W 15 A Comparison of Two Methods for Correcting for Self-Absorption of Beta Particles, Using Sulfur. G. K. Schweitzer and J. T. Garrett. *J. Phys. Colloid Chem.* 55, 195-9(1951).
- W 16 Concomitant *in Vivo* Measurement of Regional Erythrocyte and Plasma Concentrations Using I-131 and P-32. A. F. Reid and B. Wilson. *Nucleonics 11, No. 5*, 64-7(1953).
- W 17 Corrections for Beta-Particle Self-Absorption. A. H. W. Aten. *Nucleonics 6, No. 1*, 68-74(1950).
- W 18 Deterioration of Boron Trifluoride Counters Due to High Counting Rates. R. K. Soberman, S. A. Korff, S. S. Friedland, and H. S. Katzenstein. *Rev. Sci. Instr.* 24, 1058-60(1953).
- W 19 Determination of Radioactive Gold in Biological Tissue. L. C. Weiss, A. W. Steers, and H. M. Bollinger. *Anal. Chem.* 26, 586-7(1954).
- W 20 Determination of Specific Activities of C-14-Labeled Organic Compounds with a Water-Soluble Liquid Scintillator. E. C. Farmer and I. A. Berstein. *Science 115*, 460-1(1952).
- W 21 Determination of Specific Activities of Tritium-Labeled Compounds with Liquid Scintillators. E. C. Farmer and I. A. Berstein. *Science 117*, 279-80(1953).
- W 22 Effective Thyroid Depth and Compensating Measurements for Iodine Uptake Determination. A. F. Reid and J. A. Sorenson. *Radiology 58*, 390-2(1952).
- W 23 Effects of Solution Composition in a G-M Counter for Liquid Samples. G. Rose and E. W. Emery. *Nucleonics 9, No. 1*, 5-12(1951).
- W 24 The Emission of L X-Rays of Lead in Po-210 Decay. W. Rubinson and W. Bernstein. *Phys. Rev.* 86, 545-51(1952).
- W 25 Experimental Techniques in Beta-Ray Spectroscopy-1. C. S. Cook. *Nucleonics 11, No. 12*, 28-31(1953).
- W 26 Fast-Coincidence Circuit for H-3 and C-14 Measurements. R. D. Hiebert and R. J. Watts. *Nucleonics 11, No. 12*, 38-41(1953).
- W 27 A Fast Neutron Coincidence Spectrometer. P. R. Chagnon, L. Madansky, and G. E. Owen. *Rev. Sci. Instr.* 24, 656-60(1953).
- W 28 Flow Counter Sample Changer with Positive Outgassing. F. C. Hickey. *Anal. Chem.* 26, 1530(1954).
- W 29 A Gas-Sample Counting Method for Soft β -Emitters. T. H. Norris. *J. Am. Chem. Soc.* 74, 2396(1952).
- W 30 The Half-Life of Tritium by Absolute Counting. W. M. Jones. *Phys. Rev.* 83, 537-9(1951).
- W 31 Housing for Co-60 Gamma-Ray Source For Experimental Work. R. F. Firestone and J. E. Willard. *Rev. Sci. Instr.* 24, 904-6(1953).
- W 32 How to Use Gas Evolution for Dosimetry of High Gamma, Neutron Fluxes. E. J. Hart and S. Gordon. *Nucleonics 12, No. 4*, 40-3(1954).

- W 33 Instrumental Detection of Radioactive Material on Paper Chromatograms. A. R. Jones, *Anal. Chem.* 24, 1055(1952).
- W 34 Instrumentation for I-131 Use in Medical Studies. B. Cassen, L. Curtis, C. Reed and R. L. Libby. *Nucleonics* 9, No. 2, 46-50(1951).
- W 35 Instrumentation of the M. I. T. Cyclotron for the Study of Nuclear Reactions. K. Boyer, H. E. Gove, J. A. Harvey, M. Deutsch, and M. S. Livingston. *Rev. Sci. Instr.* 22, 310-20(1951).
- W 36 Laboratory Factors Influencing the Determination of Plasma Volume Using Human Albumin Tagged with I-131. S. Levey, J. Hower, and R. H. Loughridge. *J. Lab. Clin. Med.* 41, 316-22(1953).
- W 37 Liquid Scintillation Counting of Tritium-Labeled Water and Organic Compounds. F. N. Hayes and R. G. Gould. *Science* 117, 480-1(1953).
- W 38 Loop-Line Windowless Flow Geiger Counter. P. E. Damon. *Rev. Sci. Instr.* 22, 587-9(1951).
- W 39 Low Levels of Radioactive Contaminants in Water. A. H. Emmons and R. A. Lauderdale. *Nucleonics* 10, No. 6, 22-3(1952).
- W 40 Measurement of the Gamma-Ray Energy of K-40. P. R. Bell and J. M. Cassidy. *Phys. Rev.* 173-4(1950).
- W 41 Measuring Low-Level Radioactivity. D. L. Douglas. *Gen. Elec. Rev.* 55, 16-20(1952).
- W 42 Measuring Solid Samples of Low-Energy Beta Emitters. G. K. Schweitzer and B. R. Stein. *Nucleonics* 7, No. 3, 65-72(1950).
- W 43 A Methane, Proportional Counting Method for the Assay of Tritium. C. V. Robinson. *Rev. Sci. Instr.* 22, 353-5(1951).
- W 44 A Method of Counting Radiosulfur in Liquid Samples, and Its Application to the Determination of S-35 Excretion Following Injection of S-35-04. M. Walsler, A. F. Reid, and D. W. Seldin. *Arch. Biochem. and Biophys.* 45, 91-6(1953).
- W 45 Neutron Capture Gamma-Rays in Cadmium, Cobalt and Chlorine. W. A. Reardon, R. W. Krone, and R. Stump. *Phys. Rev.* 91, 334-7(1953).
- W 46 A New Method of Determining X-Ray Intensities. N. C. Baenziger. *J. Chem. Phys.* 16, 1175-6(1948).
- W 47 New Photomultipliers and Operating Data. B. R. Linden. *Nucleonics* 12, No. 3, 20-3(1954).
- W 48 Observations on Radioactive Snows at Ann Arbor, Michigan. W. W. Meinke. *Science* 113, 545-6(1951).
- W 49 Pair Production and Photoelectric Effect in Scintillation Phosphors. P. R. Bell. *Science* 112, 7-9(1950).
- W 50 Performance of a Sodium Iodine Scintillation Counter in Measurement of I-131 Uptake by the Thyroid. R. A. Shipley and R. E. Clark. *J. Lab. Clin. Med.* 41, 179-8(1953).
- W 51 Phosphors and Photomultipliers. Editorial. *Nucleonics* 12, No. 3, 26-8(1954).
- W 52 The Photodisintegration of the Deuteron. T. Grottdal, J. J. Orlin and B. Trumpy. *Phil. Mag.* 42, 555(1951).
- W 53 Photographic Methods of Measuring Slow Neutron Intensities. M. Blau, I. W. Ruderman, and J. Czechowski. *Rev. Sci. Instr.* 21, 232-6(1950).
- W 54 Practical Aspects of Laboratory Scintillation Counting. R. L. Libby, C. M. Taylor, and P. B. Thomas. *J. Lab. Clin. Med.* 40, 641-8(1952).
- W 55 The Quantitative Determination of Gamma Radiation on Biological Research. R. F. Hill, G. J. Hine, and L. D. Marinelli. *Am. J. Roentgenol.* 63, 160-9(1950).
- W 56 Radiation Exposure Survey of X-Ray and Isotope Personnel. C. K. Spalding, E. DeAmicis, and R. F. Cowing. *Nucleonics* 11, No. 9, 46-7(1953).
- W 57 The Radioactive Measurement of the Adsorption of Dissolved Substances on Liquid Surfaces and an Application to "Impurities" in Dodecyl Sodium Sulfate Solutions. G. Aniansson. *J. Phys. Colloid Chem.* 55, 1286-99(1951).
- W 58 A Rapid Method for the Measurement of Carbon 14 in Formamide Solution. A. Schwebel, H. S. Isbell and J. V. Karabinos. *Science* 113, 465-6(1951).
- W 59 Relative Sensitivities of Windowless and End-Window Counters. W. L. Graf, C. L. Comar and I. B. Whitney. *Nucleonics* 9, No. 4, 22-7(1951).
- W 60 Scintillation Counter Assay of I-131 and P-32 in Blood Volume Studies. J. L. Gamble, Jr., A. W. Klement, Jr., and E. B. Rogers. *Proc. Soc. Exptl. Biol. Med.* 85, 172-4(1954).
- W 61 A Scintillation Counter for Measurement of I-131 Uptake in the Thyroid Gland. W. J. MacIntyre. *Proc. Soc. Exptl. Biol. Med.* 75, 561-5(1950).
- W 62 Self-Absorption Correction in Carbon 14 Counting. E. K. Gora and F. C. Hickey. *Anal. Chem.* 26, 1158(1954).
- W 63 Slow Neutron Liquid Scintillation Detector. C. O. Muehlhause and G. E. Thomas. *Phys. Revs.* 85, 926(1952).
- W 64 Standardization of Beta-Emitting Nuclides. H. H. Seliger and A. Schwebel. *Nucleonics* 12, No. 7, 54-63(1954).
- W 65 Technical Modifications of Radiocardiography. A. A. Luisada, A. R. Goldfarb, G. Magri, and R. Saffian. *Science* 117, 299-300(1953).
- W 66 Thallium 204 as a Standard for Radioassays. S. A. Reynolds and W. A. Brooksbank, Jr. *Nucleonics* 11, No. 11, 46-7(1953).
- W 67 Tin Activation of LiI. J. Schenck and R. L. Heath. *Phys. Rev.* 85, 923-4(1952).

- W 68 Trends in Detection and Measurement of Radioisotopes for Medical Purposes. J. W. Hitch. *Elec. Eng. (June)*, 484-9(1953).
- W 69 Variables in the Self-Absorption of Low-Energy Beta Particles. G. K. Schweitzer and J. W. Nehls. *J. Phys. Chem.* 56, 541(1952).
- W 70 Which I-131 Counting System Is Best for Laboratory Use? J. H. Weisburger and H. J. Lipner. *Nucleonics* 12, No. 5, 21-3(1954).
- W 71 Windowless, Flow Type, Proportional Counter for Counting C-14. C. V. Robinson. *Science* 112, 198-9(1950).
- W 72 Absolute Beta Counting at Defined Geometries. G. I. Gleason, J. D. Taylor and D. L. Tabern. *Nucleonics* 8, No. 5, 12-21(1951).
- W 73 Absolute Determination of the Emission Rate of Beta-Rays. R. K. Clark. *Rev. Sci. Instr.* 21, 753(1950).
- W 74 The Absolute Standardization of Radioisotopes by 4π Counting. H. H. Seliger and L. Cavallo. *J. Research Natl. Bur. Standards* 47, 41(1951).
- W 75 Apparatus for More Accurate Brain Tumor Surveys. H. C. Allen, Jr. and J. R. Risser. *Nucleonics* 13, No. 1, 28-31(1955).
- W 76 An Automatic Sample Changer and Recorder for Dipping Counters. B. P. McKay and D. B. Zilversmit. *Nucleonics* 11, No. 9, 58(1953).
- W 77 Auxiliary Equipment To Be Used with a Beta-Spectrometer for the Study of Radioactive Gases. M. Ter-Pogossian, F. T. Porter, and C. S. Cook. *Rev. Sci. Instr.* 22, 389(1954).
- W 78 Beta-Ray Spectrometer Line Shapes with Tilted Sources. H. W. Krause, G. P. Mellor, and C. M. Fowler. *Rev. Sci. Instr.* 24, 1037-9(1953).
- W 79 Calculation of Radioactive Iodine Beta Radiation Dose to the Bone Marrow. J. S. Robertson and J. T. Godwin. *Brit. J. Radiol.* 27, 241-2(1954).
- W 80 Calibration of Cadmium Sulfide Crystals for Detection of P-32 Beta Particles. T. Fields and E. Schillinger. *Radiation Research* 1, Feb.(1954).
- W 81 Collimating Device for Measuring Gamma Rays for a Limited Region. A. F. Reid and B. Wilson. *Nucleonics* 10, No. 10, 72-4(1952).
- W 82 Colloidal Graphite in the Preparation of Samples for Gas-Flow Counting. A. F. Reid and M. C. Robbins. *Science* 116, 148-9(1952).
- W 83 Comparison of Geiger Counter and Ion-Chamber Methods of Measuring Radiation. W. K. Sinclair. *Nucleonics* 7, No. 12, 21(1950).
- W 84 Constant Geometry for Dead-Time Determinations. L. E. Preuss. *Nucleonics* 10, No. 2, 62(1952).
- W 85 A Continuously Operated Cloud Chamber. J. D. Kurbatov. *Rev. Sci. Instr.* 23, 380-1(1952).
- W 86 Design and Trajectories for a Magnetic Lens Nuclear Spectrometer. J. D. Kurbatov. *Rev. Sci. Instr.* 24, 1145-6(1953).
- W 87 Desirable Improvements in Nucleonics Instruments. J. B. H. Kuper. *Nucleonics* 6, No. 2, 26-33(1950).
- W 88 Determination of C-14 in Solutions of Labeled Materials by Means of a Proportional Counter. A. Schwebel, H. S. Isbell, J. D. Moyer, and J. V. Karabinos. *J. Research Natl. Bur. Standards* 53, 221(1953).
- W 89 Determination des probabilités relatives de désintégration par capture K et émission de positons de ^{65}Zn a la chambre Wilson. J. K. Major. *Compt. rend.* 233, 947(1951).
- W 90 Determination des probabilités de transition per capture K et émission de positons de ^{65}Zn aux Compteurs Geiger-Muller. J. K. Major. *Compt. rend.* 234, 2276(1952).
- W 91 A Device for Measuring Radioactivity under Pressure Without Sampling. K. D. Timmerhaus, L. H. Tung, E. B. Giller, R. B. Duffield, and H. G. Drickamer. *Rev. Sci. Instr.* 21, 261(1950).
- W 92 The Disintegration of Ba-133. R. W. Hayward, D. D. Hoppes, and E. Ernst. *Phys. Rev.* 93, 916(1954).
- W 93 The Disintegration of Nb-91 and Nb-92. R. W. Hayward, D. D. Hoppes, and E. Ernst. *Bull. Am Phys. Soc.* 29, 16(1954).
- W 94 An Economical Scintillation Scanner. T. E. Sopp, S. V. Geyer, and J. S. Lehman. *Nucleonics* 12, No. 12, 49(1954).
- W 95 Electric Recorder for the Gammagraph. M. E. Jacobs, A. L. Orvis, and B. B. Borrihan. *Nucleonics* 12, No. 1, 60-1(1954).
- W 96 The Ferrous Sulfate Radiation Dosimeter: A Calorimetric Calibration with Gamma Rays (Co-60). R. M. Lazo, H. A. Dewhurst, and M. Burton. *J. Chem. Phys.* 22, 1370-5(1954).
- W 97 Focusing In a Beta-Ray Spectrometer with Tilted Sources. C. M. Fowler and P. Domotor. *Rev. Sci. Instr.* 23, 514-7(1952).
- W 98 Gain Variation of Photomultiplier Tubes. R. L. Caldwell and S. E. Turner. *Nucleonics* 12, No. 12, 47(1954).
- W 99 Gas Phase Counting of Low Energy Beta Emitters. W. Bernstein and R. Ballentine. *Rev. Sci. Instr.* 21, 158-62(1950).
- W 100 Improvement in Response of 4 Gamma Ionization Chambers. C. C. Smith and H. H. Seliger. *Rev. Sci. Instr.* 24, 474(1953).
- W 101 An Instrument for the Measurement of Cardiac Output. S. R. Powers, H. H. Rossi, and E. M. Pepper. *Rev. Sci. Instr.* 23, 178(1952).
- W 102 K-9: A Large 4 Gamma-Ray Counter. M. A. Van Dilla, R. L. Schuch, and E. C. Anderson. *Nucleonics* 12, No. 9, 22-7(1954). *Radiation Research* 1, 565(1954).
- W 103 Liquid Scintillation Counting of Tritium and C-14 Labeled Compounds. D. J. Rosenthal and H. O. Anger. *Rev. Sci. Instr.* 25, 670-4(1954).

- W 104 On the Measurement of Internal Conversion Coefficients with Thick Sources. E. C. Kidd and M. Goodrich. *Phys. Rev.* 83, 483(1951).
- W 105 Measurements of the Relative Transmission of Beta Particles through Geiger-Muller Counter Windows. C. H. Chang and C. S. Cook. *Phys. Rev.* 85, 724(1952).
- W 106 Measurement of Relative Transmission of Beta-Particles through Thin Zapon Windows. C. H. Chang and C. S. Cook. *Phys. Rev.* 79, 224 (1950).
- W 107 The Measurement of Ultrasmall Voltages and Currents. R. M. Dowben. *Proc. Intern. Instr. Congr., Sept.*(1954).
- W 108 Methane Proportional Counter Method for C-14 Age Determination. W. H. Burke, Jr. and W. G. Meinschein. *Phys. Rev.* 93, 915 (1954).
- W 109 A Monitor for Low Intensity Gamma Rays. J. B. H. Kuper and R. L. Chase. *Rev. Sci. Instr.* 21, 356-9(1950).
- W 110 A Multiple Scintillation Counter *in Vivo* Scanner. H. O. Anger. *Am. J. Roentgenol. Radium Therapy Nuclear Med.* 70, 605-12(1953).
- W 111 New Type Counting Rate Recorder. H. O. Anger. *Nucleonics* 8, No. 2, 76-9(1951).
- W 112 Obtaining Increased Gamma Ray Sensitivity in an End-Window Geiger Tube. F. E. Hoecker and P. N. Wilkinson. *Nucleonics* 11, No. 9, 64-6(1953).
- W 113 Pair Measurement of Gamma-Rays with a Lens Spectrometer. D. E. Alburger. *Rev. Sci. Instr.* 23, 671-7(1952).
- W 114 Photographic Detection and Dosimetry of Beta Rays. R. A. Dudley. *Nucleonics* 12, No. 5, 24-31(1954).
- W 115 A Portable Radioactivity Indicator for Low-Level Surveys. F. F. McKay and J. L. Wood. *Anal. Chem.* 21, 1588(1949).
- W 116 Radial Response of Typical End-Window G-M Tubes. A. Smith and W. W. Meinke. *Nucleonics* 11, No. 5, 60-1(1953).
- W 117 Radioactive Hydrogen in Solid Samples—Comparison with Gas Counting. M. L. Eidinoff and J. E. Knoll. *Science* 112, 250-1(1950).
- W 118 Recent Developments in the Production of Halogen Quenched Geiger-Muller Counting Tubes. L. B. Clark. *Rev. Sci. Instr.* 24, 641-3 (1953).
- W 119 Recent Scintillation-Spectrometer Measurements at Louisiana State University. M. Goodrich. *Phys. Rev.* 94, 803(1954).
- W 120 Refinements in Radioactive Standardization by 4 Beta Counting. W. B. Mann and H. H. Seliger. *J. Research Natl. Bur. Standards* 50, 197(1953).
- W 121 The Relative Transmission of Beta-Particles Through Geiger-Muller Windows. P. H. Owen and C. S. Cook. *Phys. Rev.* 83, 872(1951) *Nucleonics* 10, No. 4, 24-7(1952).
- W 122 The Relative Transmission of Electrons Through Thin Zapon Foils. P. H. Owen and C. S. Cook. *Phys. Rev.* 83, 872-3(1951).
- W 123 A Rotating Sphere Solid Angle Scanner for Gamma Rays. G. R. Meneely, R. J. Kerr, J. E. Hoffman, and S. K. Haynes. *Proc. Am. Phys. Soc., Phys. Rev.* 95, 308(1954).
- W 124 A Rugged Scintillation Counter for Biological Applications. L. E. Preuss. *Nucleonics* 11, No. 6, 74(1953).
- W 125 Scintillation Conducting Rods in Tracer Work. K. D. Timmerhaus, E. B. Giller, R. B. Duffield and H. G. Drickamer. *Nucleonics* 6, No. 6, 37-42(1950).
- W 126 A Scintillation Counter Probe for the Determination of Relative Beta Ray Intensities. W. B. Ittner and M. Ter-Pogossian. *Nucleonics* 12, No. 5, 56(1954).
- W 127 Scintillation Counters for Radioactive Sample Measurements. H. O. Anger. *Rev. Sci. Instr.* 22, 912-4(1951).
- W 128 A Scintillation Detector for the Localization of Radioactive Concentrations *in Vivo*. W. B. Ittner and M. Ter-Pogossian. *Rev. Sci. Instr.* 22, 638(1951).
- W 129 A Sensitive Directional Gamma Ray Detector. B. Cassen, L. R. Curtis and C. W. Reed. *Nucleonics* 6, No. 2, 78-80(1952).
- W 130 A Simple Agitation Device for Highly Radioactive Volumetric Flasks. L. E. Preuss. *J. Sci. Instr.* 30, 252(1953).
- W 131 A Simplified Liquid Sample Geiger Counter. J. U. Hidalgo, S. B. Nadler and R. T. Nieset. *Nucleonics* 11, No. 2, 66-7(1953).
- W 132 Sodium Iodide Gamma Ray Spectrometer Technic Applied to the Outlining of Brain Tumors. J. R. Risser and H. C. Allen, Jr. *Proc. Am. Phys. Soc.*, H8(1954).
- W 133 Speeding Up and Improving the Contrast of Thyroid Scintigrams. L. Curtis and B. Cassen. *Nucleonics* 10, No. 9, 58(1952).
- W 134 A Study with a NaI Scintillation Spectrometer of Methods of Estimating I-131 Contained in the Human Thyroid. R. J. Kerr, S. K. Haynes, and G. R. Meneely. *Proc. Am. Phys. Soc., Phys. Rev.* 91, 214(1953).
- W 135 Survey Meters and Electroscopes for Monitoring Radioactivity in Water. W. J. Lacy and B. Kahn. *J. Am. Water Works Assoc.* 46, 55-65(1954); 46, 1061(1954).
- W 136 A Tissue-to-Metal Adhesive Useful in Geiger Counting. H. B. Locksley, H. Powsner and W. H. Sweet. *Science* 116, 572-3(1952).
- W 137 Use of a Gamma-Ray Pinhole Camera for *in Vivo* Studies. H. O. Anger. *Nature* 170, 200-1(1952).
- W 138 Variable Field Beta-Ray Spectrometer—Spectrograph. R. Katz and M. R. Lee. *Rev. Sci. Instr.* 25, 58-62(1954).
- W 139 Application of Scintillation Counter to Radiobiological Problems. A. Krebs, J. Kerciakes,

- W. Parr, and S. Bush. *Nucleonics* 10, No. 1, 54(1952); *Nucleonics* 12, No. 3, 13(1954); *Phys. Rev.* 95, 308(1954).
- W 140 Etude au Spectrometre, A Scintillation Des Rayonnements Du-65-Zn. P. N. Perrin. *J. phys. radium* 14, 273-4(1953).
- W 141 Etude sur le 65-Zn au compteur proportionnel. P. Avignon and M. Joliot. *Compt. rend. acad. sci.* 237, 157-9(1953).
- W 142 Fast and Simple Gamma-Ray Scintillation Spectrometer. G. J. Hine. *Nucleonics* 11, No. 10, 68-9(1953).
- W 143 Gamma-Ray Dosimetry with Organic Scintillation. R. T. Carr and G. J. Hine. *Nucleonics* 11, No. 11, 53-5(1953).
- W 144 Mesures Precises de Perodes Radioactives. P. J. Tobaillem. *J. phys. radium* 16, 48(1955).
- W 145 Periode Du 59-Fe et Du 65-Zn. P. J. Tobaillem. *J. phys. radium* 14, 553(1953).
- W 146 Physique Nucleaire. Mesure precise de la periode de quelques radioelements. M. J. Tobaillem and M. F. Joliot. *Compt. rend. Acad. Sci.* 233, 1360-62(1951).
- W 147 A Portable Slow Neutron Flux Meter for Soil Moisture Measurement. N. Underwood, C. H. M. Van Bavel, and R. W. Swanson. *Soil Sci.* 77, 339-40(1954).
- W 148 Sur la Presence de Co et Mn Dans 59-Fe Provenant de la Pile. P. A. Michalowicz et M. Lederer. *J. phys. radium* 13, 669-70(1952).
- W 149 A Radioactive Method for Measuring the Adsorption of Dissolved Substances on Liquid Surfaces. G. Aniansson and O. Lamm. *Nature* 165, 357(1950).
- W 150 Resolution Losses in Counters and Trigger Circuits. P. E. Damon and P. N. Winters. *Nucleonics* 12, No. 12, 36-9(1954).
- W 151 A Rugged Scintillation Counter Housing for Biological Applications. L. E. Preuss. *Nucleonics* 11, No. 6, 74(1953).
- W 152 Scintillation Counting for Multiple Tracer Studies. G. J. Hine, B. A. Burrows, L. Apt, M. Pollycove, J. F. Ross, and L. A. Sarkes. *Nucleonics* 13, No. 2, 23(1955).
- W 153 Studies of Surface Adsorption in Solutions with Radioactive Isotopes. G. Aniansson. *Arkiv Fysik* 2, Nr 22, 229(1950).
- W 154 The Use of Radioactive Iodinated Human Serum Albumin (RIHSA) for Clinical Total Protein Volume Studies. G. E. Moore, J. B. Aust, S. N. Chou, J. F. Marvin, and E. L. Brackney. *Am. Coll. of Surg., Clin. Congr., San Francisco, Calif.*(1951).

Radiation Physics

- X 1 The Absorption of Slow π -Mesons in Deuterium. S. Tamor. *Phys. Rev.* 82, 38-43(1951).
- X 2 Accurate Determinations of Nuclear Reaction Energies. F. K. Famularo and G. C. Phillips. *Phys. Rev.* 91, 1195-202(1953).
- X 3 An Adaptometer for Preparation for Fluoroscopy. F. A. Riebel and C. C. Carroll. *Radiology* 57, 882-3(1951).
- X 4 Aerial Surveying for Radioactive Ground Contamination. D. M. Davis, J. C. Hart and K. Z. Morgan. *Nucleonics* 10, No. 11, 75-9(1952).
- X 5 Alpha-Particle Groups from the N-14(d, α)C-12 and N-15(d, α)C-13 Reactions. R. Malm and W. W. Buechner. *Phys. Rev.* 81, 519-22(1951).
- X 6 Analysis of Radiation Fields of Two Gamma-Radiation Sources. J. G. Lewis, J. V. Nehe-mias, D. E. Harmer, and J. J. Martin. *Nucleonics* 12, No. 1, 40-4(1954).
- X 7 The Angular Correlation of the Cascade Gamma Rays from the Decay of Au-198. C. D. Schra-der. *Phys. Rev.* 92, 928-31(1953).
- X 8 Angular Correlation of the Gamma Rays of Cs-134. B. L. Robinson and L. Madansky. *Phys. Rev.* 84, 604(1951).
- X 9 Angular Correlations in the Be-9 (d, γ)Be-10 and Be-9 (d, α)Li-7 Reactions. L. Cohen, S. S. Hanna, and C. M. Class. *Phys. Rev.* 94, 419-25(1954).
- X 10 Angular Correlations of Gamma Rays in Ta-181. F. K. McGowan. *Phys. Rev.* 93, 471-7(1954).
- X 11 Angular and Direction-Polarization Correlation for Co-60, Cs-134 and Sb-124. R. M. Kloepper, E. S. Lennox, and M. L. Wiedenebeck. *Phys. Rev.* 88, 695(1952).
- X 12 Angular Distribution of the A1-27(d, α)Mg-25 Reaction and Energy Levels in Mg-25. A. D. Schelber, M. B. Sampson, and R. G. Cochran. *Phys. Rev.* 80, 574-9(1950).
- X 13 Angular Distribution of Neutrons from O-18 p,n)F-18. H. Mark and C. Goodman. *Phys. Rev.* 92, 1097(1953).
- X 14 Angular Distribution of Neutrons from the Photodisintegration of the Deuteron. F. Gene-veve. *Phys. Rev.* 76, 1288-94(1949).
- X 15 Angular Distribution of Neutrons from Targets Bombarded by 20-Mev Deuterons. L. Schec-ter. *Phys. Rev.* 83, 695-7(1951).
- X 16 Angular Distribution of Photoelectrons Pro-duced by 0.4-0.8-Mev Polarized Photons. W. H. McMaster and F. L. Hereford. *Phys. Rev.* 95, 723-6(1954).
- X 17 Angular Distribution of the Process $p+d \rightarrow t + \pi^+$. W. J. Frank, K. C. Bandtel, R. Madey, and B. J. Moyer. *Phys. Rev.* 91, 487(1953).
- X 18 Angular Distribution of Protons from the D(d,p)T Reaction at 10.3-Mev Bombarding Energy. J. C. Allred, D. D. Phillips, and L. Rosen. *Phys. Rev.* 82, 782-5(1951).
- X 19 Angular Distribution of Protons from the Re-action B-10(d,p)B 11. W. W. Pratt. *Phys. Rev.* 93, 816-7(1954).

- X 20 Angular Distribution of Protons from the Reaction Na-23(d,p)Na-24 . P. Shapiro. *Phys. Rev.* 93, 290-4(1954).
- X 21 Angular Distribution of (d,p) Reactions Using 14-Mev Deuterons. H. E. Gove. *Phys. Rev.* 81, 364-73(1951).
- X 22 Angular Distribution and Yield of the Process $p+d \rightarrow t + \pi^+$. W. J. Frank, K. C. Bandtel, R. Madey, and B. J. Moyer. *Phys. Rev.* 94, 1716-21(1954).
- X 23 Angular Distributions and Excitation Curves for the B-10(d,p)B-11 and the B-10 (d,n) and B-11(d,n) Reactions below 2-Mev Bombarding Energy. W. H. Burke, J. R. Risser and G. C. Phillips. *Phys. Rev.* 93, 188-92(1954).
- X 24 Angular Distributions of Protons and Tritons from Deuteron-Induced Reactions on Be-9. H. W. Fulbright, J. A. Bruner, D. A. Bromley, and L. M. Goldman. *Phys. Rev.* 88, 700(1952).
- X 25 Angular Distributions of Protons from the Reaction F-19 (d,p) F-20+. D. A. Bromley, J. A. Bruner, and H. W. Fulbright. *Phys. Rev.* 89, 396-8(1953).
- X 26 Angular Yield of Deuterons and Alphas from the Proton Bombardment of Beryllium. J. A. Neuendorffer, D. R. Inglis, and S. S. Hanna. *Phys. Rev.* 82, 75-80(1951).
- X 27 Angular Yield of Protons, Tritons, and Alphas from the Deuteron Bombardment of Beryllium. I. Resnick and S. S. Hanna. *Phys. Rev.* 82, 463-7(1951).
- X 28 The Attenuation of Gamma Rays at Oblique Incidence. F. S. Kirn, R. J. Kennedy and H. O. Wyckoff. *Radiology* 63, 94-104(1954).
- X 29 Average Charge of Recoil Atoms from Several Nuclear Transitions. S. Wexler. *Phys. Rev.* 93, 182-7(1954).
- X 30 The Average Energy of Beta-Ray Spectra. R. S. Caswell. *Phys. Rev.* 86, 82-5(1952).
- X 31 Average Energy of Secondary Electrons in Anthracene Due to Gamma-Irradiation. G. D. Prestwich, T. H. Colvin, and G. J. Hine. *Phys. Rev.* 87, 1030-31(1952).
- X 32 The ν_1 Band of D_2O in the Infrared. W. S. Benedict, N. Gailar and E. K. Plyler. *Phys. Rev.* 92, 533-4(1953).
- X 33 Beta-Gamma Angular Correlation. S. L. Ridgway. *Phys. Rev.* 78, 821(1950).
- X 34 Beta-Gamma Polarization Correlations. D. R. Hamilton, A. Lemonick and F. M. Pipkin. *Phys. Rev.* 92, 1191-8(1953).
- X 35 The Bi-201 (d,p)Bi-210 Q Value. N. Sanders. *Phys. Rev.* 91, 485(1953).
- X 36 Bremsstrahlung from P-32 Betas. M. Goodrich, J. S. Levinger and W. Payne. *Phys. Rev.* 91, 455(1953).
- X 37 Build-up Factors for Transmission of Co-60 Gamma-rays through Concrete and Lead. W. R. Dixon. *Phys. Rev.* 85, 498-9(1952).
- X 38 Carrier-Free Radioisotopes from Cyclotron Targets. II. Preparation and Isolation of Cd-109 from Silver. R. D. Maxwell, H. R. Haymond, W. M. Garrison, and J. G. Hamilton. *J. Chem. Phys.* 17, 1006(1949).
- X 39 Carrier-free Radioisotopes from Cyclotron Targets. III. Preparation and Isolation of Sb-122, 124, from Tin. R. D. Maxwell, H. R. Haymond, W. M. Garrison and J. G. Hamilton. *J. Chem. Phys.* 17, 1340(1949).
- X 40 Carrier-Free Radioisotopes from Cyclotron Targets. IV. Preparation and Isolation of Mn-54 and Co-56, 58. R. D. Maxwell, J. D. Gile, W. M. Garrison, and J. G. Hamilton. *J. Chem. Phys.* 17, 1340-1(1949).
- X 41 Carrier-Free Radioisotopes from Cyclotron Targets. VIII. Preparation and Isolation of Cu-64, 67 from Zinc. H. R. Haymond, R. D. Maxwell, W. M. Garrison, and J. G. Hamilton. *J. Chem. Phys.* 18, 901(1950).
- X 42 Carrier-Free Radioisotopes from Cyclotron Targets. X. Preparation and Isolation of Mg-27 from aluminum. H. R. Haymond, J. Z. Bowers, W. M. Garrison, and J. G. Hamilton. *J. Chem. Phys.* 18, 1119-20(1950).
- X 43 Carrier-Free Radioisotopes from Cyclotron Targets. XIII. Preparation and Isolation of Sc-44, 46 47, 48 from Titanium. J. D. Gile, W. M. Garrison, and J. G. Hamilton. *J. Chem. Phys.* 18, 1685(1950).
- X 44 Carrier-Free Radioisotopes from Cyclotron Targets. XV. Preparation and Isolation of Mn-52 from Chromium. H. R. Haymond, W. M. Garrison, and J. G. Hamilton. *J. Chem. Phys.* 19, 382-3(1951).
- X 45 Carrier-Free Radioisotopes from Cyclotron Targets. XVI. Preparation and Isolation of Pd-103 from Rhodium. J. D. Gile, H. R. Haymond, W. M. Garrison, and J. G. Hamilton. *J. Chem. Phys.* 19, 660-1(1951).
- X 46 Carrier-Free Radioisotopes from Cyclotron Targets. XVII. Preparation and Isolation of Fe-59 from Cobalt. J. D. Gile, W. M. Garrison, and J. G. Hamilton. *J. Chem. Phys.* 19, 1217(1951).
- X 47 Carrier-Free Radioisotopes from Cyclotron Targets. XVIII. Preparation and Isolation of Cr-51 from Vanadium. J. D. Gile, W. M. Garrison, and J. G. Hamilton. *J. Chem. Phys.* 19, 1217(1951).
- X 48 Carrier-Free Radioisotopes from Cyclotron Targets. XXI. Preparation and Isolation of Tl-200, 201, 202 from Mercury. J. D. Gile, W. M. Garrison, and J. G. Hamilton. *J. Chem. Phys.* 19, 1427(1951).
- X 49 Carrier-Free Radioisotopes from Cyclotron Targets. XXII. Preparation and Isolation of Pb-203 from Thallium. H. R. Haymond, W. M. Garrison, and J. G. Hamilton. *J. Chem. Phys.* 19, 1427(1951).
- X 50 Carrier-Free Radioisotopes from Cyclotron Targets. XXIII. Preparation and Isolation of Rh-100, 101, 102, 105 from Ruthenium. J. D.

- Gile, W. M. Garrison, and J. G. Hamilton. *J. Chem. Phys.* 19, 1428(1951).
- X 51 Charge Exchange Scattering of π -Mesons in Deuterium. G. Segall. *Phys. Rev.* 83, 1247-8 (1951).
- X 52 Charge-Exchange Scattering of 34-Mev π -Mesons in Hydrogen and Deuterium. A. Roberts and J. Tinlot. *Phys. Rev.* 90, 951-9(1953).
- X 53 Cobalt 60 Irradiation Chamber. M. A. Greenfield, L. B. Silverman, and R. W. Dickinson. *Nucleonics* 10, No. 12, 65-7(1952).
- X 54 Coincidence Measurements. Part II. Internal Conversion. M. L. Wiedenback and K. Y. Chu. *Phys. Rev.* 72, 1171-5(1947).
- X 55 Coincidence Studies of the B-10 Gamma-Rays. S. M. Shafroth and S. S. Hanna. *Phys. Rev.* 91, 483(1953).
- X 56 Coincidence Studies on the Radiations from Ba-131. W. H. Cuffey. *Phys. Rev.* 82, 461-2 (1951).
- X 57 Collision Cross Sections of Hydrogen and of Deuterium. I. Admur, M. C. Kells and D. E. Davenport. *J. Chem Phys.* 18, 1676-8(1950).
- X 58 Concrete as a Protective Barrier for Gamma-Rays from Cobalt 60. R. J. Kennedy, H. O. Wyckoff, and W. A. Snyder. *J. Research Natl. Bur. Standards* 44, 157-62(1950).
- X 59 Continuous γ -Radiation of β Emitters L. Madansky and F. Resetti. *Phys. Rev.* 83, 187-8(1951).
- X 60 A Convenient Source of Gamma Radiation. D. F. Saunders, F. F. Morehead, Jr., and F. Daniels. *J. Am. Chem. Soc.* 75, 3096-8(1953).
- X 61 Correction to Deuteron Stripping Cross Sections. L. Schechter and W. Heckrotte. *Phys. Rev.* 94, 1086(1954).
- X 62 A Course in Radioactive Determinations. R. H. McFarland and R. E. Hein. *Am. J. Phys.* 21, 325-30(1953).
- X 63 Cross Sections for Formation of Na-22 from Aluminum and Magnesium Bombarded with Protons. R. E. Batzel and G. H. Coleman. *Phys. Rev.* 93, 280-2(1954).
- X 64 Cross Sections for Production of In-115m and Au-197m by Inelastic Scattering of Neutrons. H. C. Martin, B. C. Diven and R. F. Taschek. *Phys. Rev.* 93, 199-204(1954).
- X 65 Cross Sections for the Reactions D(d,p)T, D(d,n)He-3, T(d,n)He-4, and He-3(d,p)He-4 below 120 kev. W. R. Arnold, J. A. Phillips, G. A. Sawyer, E. J. Stovall, Jr. and J. L. Tuck. *Phys. Rev.* 93, 483-97(1954).
- X 66 Cross Sections for the Reactions Ti-48(d, 2n) V48; Cr-52(d, 2n)Mn-52; and Fe-56(d,2n) Co-56. W. H. Burgus, G. A. Cowan, J. W. Hadley, W. Hess, T. Shull, M. L. Stevenson and H. F. York. *Phys. Rev.* 95, 750-1(1954).
- X 67 Degradation of Gamma Rays in Water. M. M. Weiss and W. Bernstein. *Phys. Rev.* 92, 1264-5(1953).
- X 68 Determination of the Neutron-Proton Capture Cross Section. G. Von Dardel and A. W. Waltner. *Phys. Rev.* 91, 1284-5(1953).
- X 69 Differential Cross Sections for the C-12(d,p)C-13 and C-13(d,t)C-12 Reactions. H. D. Holmgren, J. M. Blair, B. E. Simmons, T. F. Stratton and R. V. Stuart. *Phys. Rev.* 95, 1544-50(1954).
- X 70 Differential Cross Section of the Reaction He-3(d,p)He-4 at 10.2-Mev Bombarding Energy and Search for Excited State in He-4. J. C. Allred. *Phys. Rev.* 84, 695-9(1951).
- X 71 Diffusion Length of Thermal Neutrons in Water. J. A. DeJuren and H. Rosenwasser. *J. Research Natl. Bur. Standards* 51, 203-7(1953).
- X 72 The Directional Correlation of the Pb-204 γ - γ Cascade. H. Frauenfelder, J. S. Lawson, Jr., W. Jentschke, and G. DePasquali. *Phys. Rev.* 92, 1241-4(1953).
- X 73 Direction and Polarization Correlations of Successive Gamma-Rays. J. J. Kraushaar and M. Goldhaber. *Phys. Rev.* 89, 1081-9(1953).
- X 74 Dosage Tables for Cobalt 60 for Use with Interstitial, Plaque, and Intracavitary Applications. I. Meschan, G. Regnier, J. W. Nelson, and A. W. Lafferty. *Am. J. Roentgenol. Radium Therapy Nuclear Med.* 71, 320-32(1954).
- X 75 The Dosimetry of Beta Radiations. R. Loevinger. *Radiology* 62, 74-81(1954).
- X 76 Effects of Co-60 Gamma Radiation on Formation and Degradation of Polymers. M. H. Lindsey, D. E. Brown, and D. W. Pletcher. *Phys. Rev.* 94, 1412(1954).
- X 77 Efficiency of Red Goggles. F. A. Riebel, *Am. J. Roentgenol. Radium Therapy Nuclear Med.* 70, 827-30(1953).
- X 78 Elastic Photoproduction of π o's from Deuterium. J. W. DeWire, A. Silverman, and B. Wolfe. *Phys. Rev.* 92, 520-1(1953).
- X 79 Elastic Photoproduction of π -Mesons in Deuterium. N. C. Francis and R. E. Marshak. *Phys. Rev.* 85, 496-7(1952).
- X 80 The Elastic Scattering of Deuterons by Deuterons. R. J. Runge. *Phys. Rev.* 85, 1052-3(1952).
- X 81 Elastic Scattering of Deuterons by He-3. R. J. S. Brown, K. F. Famularo, H. D. Holmgren, D. Rankin, and T. F. Stratton. *Phys. Rev.* 96, 80-2(1954).
- X 82 D-d Elastic Scattering at 10.5 Mev. L. Rosen and J. C. Allred. *Phys. Rev.* 88, 431-2(1952).
- X 83 Elastic Scattering of 10-Mev Deuterons by H-3 and He-3. J. C. Allred, A. H. Armstrong, A. M. Hudson, R. M. Potter, E. S. Robinson, L. Rosen and E. J. Stovall, Jr. *Phys. Rev.* 88, 425-30(1952).
- X 84 Elastic Scattering of 190-Mev Deuterons by Protons. O. Chamberlain and M. O. Stern. *Phys. Rev.* 94, 666-76(1954).
- X 85 Elastic Scattering of 9.7-Mev Protons by Deuterium and by Hydrogen. J. C. Allred, A. H. Armstrong, R. O. Bondelid, and L. Rosen. *Phys. Rev.* 88, 433-8(1952).

- X 86 Elastic Scattering of Protons by Li-7. W. D. Warters. *Phys. Rev.* 93, 528(1953).
- X 87 Elastic Scattering of Protons and Neutrons by Deuterons. R. S. Christian and J. L. Gammel. *Phys. Rev.* 91, 100-21(1953).
- X 88 The Electron Spectra Produced by A Cobalt 60 Source in Water. E. Hayward. *Am. J. Roentgenol. Radium Therapy Nuclear Med.* 71, 333-6(1954).
- X 89 The Electron-Voltaic Effect in p-n Junctions Induced by Beta-Particle Bombardment. P. Rappaport. *Phys. Rev.* 93, 246-7(1954).
- X 90 Electrostatic Analysis of Nuclear Reaction Energies. II. D. S. Craig, D. J. Donahue, and K. W. Jones. *Phys. Rev.* 88, 808(1952).
- X 91 Energies and Angular Distributions of Neutrons from Be-9 (d,n)B-10. J. S. Pruitt, C. D. Swartz, and S. S. Hanna. *Phys. Rev.* 92, 1456-60(1953).
- X 92 Energy and Angular Distribution of Protons from Deuteron Bombardment of Nickel. W. W. Pratt. *Phys. Rev.* 95, 1517-23(1954).
- X 93 Energy Determination of Cs-137 K. Conversion Electrons. S. K. Bhattacharjee, B. Waldman, and W. C. Miller. *Phys. Rev.* 95, 404-6(1954).
- X 94 Energy Levels of B-11 and B-12 by (d,p) Reaction. M. M. Elkind and A. Sperduto. *Phys. Rev.* 91, 463(1953).
- X 95 Energy Levels in Si-28 Excited by Alpha-Particles on Mg24. S. G. Kaufmann, E. Goldberg, L. J. Koester, and F. P. Mooring. *Phys. Rev.* 88, 673-6(1952).
- X 96 The Energy Loss of Low Energy Protons and Deuterons in Gases. H. K. Reynolds, D. N. F. Dunbar, W. A. Wenzel, and W. Whaling. *Phys. Rev.* 92, 528(1953).
- X 97 Energy Spectrum of Neutrons from Po-Be. J. O. Elliot, W. I. McGarry, and W. R. Faust. *Phys. Rev.* 93, 1348-9(1954).
- X 98 Excitation Curve for the H-3 (p, γ)He-4 Reaction. C. E. Falk. *Phys. Rev.* 83, 468-9(1951).
- X 99 Expansion of Copper Bombarded by 21-Mev Deuterons. W. R. McDonnell and H. A. Kierstead. *Phys. Rev.* 93, 247(1954).
- X 100 Experimental Energy and Angular Distributions of Inner Bremsstrahlung. T. B. Novey. *Phys. Rev.* 89, 672-8(1953).
- X 101 An Experimental Measurement of the Gyromagnetic Ratio of the Free Electron. W. H. Louisell, R. W. Pidd, and H. R. Crane. *Phys. Rev.* 94, 7-16(1954).
- X 102 Experiments on the Emission of Neutrinos from P-32. C. W. Sherwin. *Phys. Rev.* 82, 52-7(1951).
- X 103 Fast-Neutron Dose in a Large Tissue-Equivalent Phantom. T. A. Barr and G. S. Hurst. *Nucleonics* 12, No. 8, 33-5(1954).
- X 104 Fast-Neutron Dosimetry in a Small Tissue-Equivalent Phantom. W. A. Mills and G. S. Hurst. *Nucleonics* 12, No. 4, 17-9(1954).
- X 105 Further Evidence for the Process $p+d \rightarrow t + \pi^+$. W. J. Frank, K. C. Bandtel, R. Madey, and B. J. Moyer. *Phys. Rev.* 92, 537(1953).
- X 106 Gamma Dose Rate from a Po-Be Source. G. E. Rausa. *Nucleonics* 12, No. 2, 62(1954).
- X 107 Gamma-Gamma Angular Correlation in Pd-106. E. D. Klema and F. K. McGowan. *Phys. Rev.* 92, 1469-72(1953).
- X 108 Gamma Radiation from B-10 Bombarded by Protons. R. B. Day and T. Huus. *Phys. Rev.* 95, 1003-6(1954).
- X 109 Gamma Radiation from Certain Nuclear Reactions. R. M. Sinclair. *Phys. Rev.* 93, 1082-6(1954).
- X 110 Gamma Radiation from Proton Bombardment of Li7. A. A. Kraus, Jr. *Phys. Rev.* 93, 1308-10(1954).
- X 111 Gamma-Ray Absorption Coefficients for NaI, Cu, Ta, and W. P. R. Howland and W. E. Kreger. *Phys. Rev.* 95, 407-10(1954).
- X 112 Gamma-Ray Backscattering. G. J. Hine and R. C. McCall. *Nucleonics* 12, No. 4, 27-30(1954).
- X 113 Gamma-Ray Polymerization of Acrylamide in the Solid State. R. B. Mesrobian, P. Ander, D. S. Ballantine, and G. J. Dienes. *Phys. Rev.* 94, 1413(1954).
- X 114 Gamma Rays from Proton Bombardment of B-10. R. W. Krone and L. W. Seagondollar. *Phys. Rev.* 92, 935-7(1953).
- X 115 Gamma Rays from the Proton Bombardment of Sodium. J. W. Teener, L. W. Seagondollar and R. W. Krone. *Phys. Rev.* 93, 1035-8(1954).
- X 116 Gamma-Ray Scintillation Counter for Weak Radioactive Solutions. C. P. Haigh. *Nucleonics* 12, No. 1, 34-9(1954).
- X 117 The Half-Life of Positrons in Condensed Materials. S. DeBenedetti and H. J. Richings. *Phys. Rev.* 85, 377-8(1952).
- X 118 Hard Core Interpretation of the Reaction $p+d \rightarrow \pi^+ + t$. S. Bludman. *Phys. Rev.* 91, 487(1953).
- X 119 Hard Core Interpretation of the Reaction $p+d \rightarrow \pi^+ + t$. S. A. Bludman. *Phys. Rev.* 94, 1722-3(1954).
- X 120 The High Energy Charged Particles from Targets Bombarded by 190-Mev Deuterons. L. Scheeter, W. E. Crandall, G. P. Millburn, D. A. Hicks, and A. V. Shelton. *Phys. Rev.* 90, 633-43(1953).
- X 121 High Energy Nucleon-Deuteron Scattering. P. B. Daitch and J. B. French. *Phys. Rev.* 85, 695-7(1952).
- X 122 Higher Precision in Nuclear Spectroscopy. J. W. M. DuMond. *Phys. Tod.* 5, No. 11, 13-20(1952).
- X 123 Improvements in the Precision of β -ray Spectroscopy. J. W. M. DuMond. *Phys. Tod.* 5, No. 12, 10-3(1952).

- X 124 Inelastic Scattering of Deuterons by C-12. K. K. Keller, J. B. Niedner, C. F. Wang, and F. B. Shull. *Phys. Rev.* 81, 481-2(1951).
- X 125 Inelastic Scattering of Protons and Deuterons from B-10 and N-14. C. K. Bockelman, C. P. Browne, W. W. Buechner, and A. Sperduto. *Phys. Rev.* 92, 665-9(1953).
- X 126 Inelastic Scattering of Protons and Neutrons by Deuterons. R. M. Frank and J. L. Gammel. *Phys. Rev.* 93, 463-70(1954).
- X 127 Inner Bremsstrahlung of Cs-131. B. Saraf. *Phys. Rev.* 94, 642-7(1954).
- X 128 Interaction of Beta Particles with Matter. R. H. Muller. *Phys. Rev.* 93, 891-2(1954).
- X 129 Interaction of 19-Mev Deuterons with Oxygen. R. G. Freemantle, W. M. Gibson, D. J. Prowse, and J. Rotblat. *Phys. Rev.* 92, 1268-9(1953).
- X 130 Interaction of Polarized Neutrons with Polarized Mn-55 Nuclei. S. Bernstein, L. D. Roberts, C. P. Stanford, J. W. T. Dabbs, and T. E. Stephenson. *Phys. Rev.* 94, 1243-51(1954).
- X 131 Internal Bremsstrahlung and Ionization Accompanying Beta Decay. F. Boehm and C. S. Wu. *Phys. Rev.* 93, 518-23(1954).
- X 132 Internal Bremsstrahlung from P-32. M. Goodrich and W. B. Payne. *Phys. Rev.* 94, 405-7(1954).
- X 133 An Investigation of the Double Beta-Decay of 50-Sn-124. M. I. Kalstein and W. F. Libby. *Phys. Rev.* 85, 368-9(1952).
- X 134 Investigation of the Effective Absorption of Radium and Cobalt 60 Gamma Radiation in Water and Its Clinical Significance. P. Wootton, R. J. Shalek, and G. H. Fletcher. *Am. J. Roentgenol. Radium Therapy, Nuclear Med.* 71, 683-90(1954).
- X 135 Ionization Chamber Study of the Disintegration of He 3 and N 14 by Thermal Neutrons. W. Franzen, J. Halpern, and W. E. Stephens. *Phys. Rev.* 77, 641-6(1950).
- X 136 Isotope Effect on Bond Rupture by Electron Impact on Hydrogen, Deuterium, and Tritium. O. A. Schaeffer and J. M. Hastings. *J. Chem. Phys.* 18, 1048-50(1950).
- X 137 The K-Capture Positron Branching Ratio in Cu-64. E. Plassmann and F. R. Scott. *Phys. Rev.* 84, 156-7(1951).
- X 138 Lifetime Measurements for the First Excited States of O-17 and B-10 from Recoil Studies. J. Thirion and V. L. Telegdi. *Phys. Rev.* 92, 1253-5(1953).
- X 139 A Liquid Argon Ionization Chamber Measurement of the Shape of the Beta-Ray Spectrum of K-40. J. H. Marshall. *Phys. Rev.* 91, 905-9(1953).
- X 140 Liquid Scintillation Counting of Natural C-14. F. N. Hayes, D. L. Williams, and B. Rogers. *Phys. Rev.* 92, 512-3(1953).
- X 141 Li-7 (d,p)Li-8 Yield Curve. S. Bashkin. *Phys. Rev.* 95, 1012-15(1954).
- X 142 Low States of F-17 and Neutrons from O-16 + D. F. Ajzenberg. *Phys. Rev.* 83, 693(1951).
- X 143 Luminescence Studies of KI-Tl. B. Smaller and E. Avery. *Phys. Rev.* 92, 232-7(1953).
- X 144 Magnetic Analysis of The A1-27 (d,p)A1-28 Reaction. H. A. Enge, W. W. Buechner, and A. Sperduto. *Phys. Rev.* 88, 963-8(1952).
- X 145 Magnetic Analysis of the Deuteron-Beryllium Reactions. R. W. Gelinas and S. S. Hanna. *Phys. Rev.* 89, 483-8(1953).
- X 146 Magnetic Analysis of the F-19 (d,p)F-20 and F-19 (d, α) O-17 Reactions. H. A. Watson and W. W. Buechner. *Phys. Rev.* 1324-31(1952).
- X 147 Magnetic Analysis of the Li-6(d,p)Li-7 and Li-7(d,p) Li-8 Reactions. E. N. Strait and W. W. Buechner. *Phys. Rev.* 76, 1766-7(1949).
- X 148 Magnetic Analysis of the Proton Groups from the Na-23(d,p)Na-24 Reaction. A. Sperduto and W. W. Buechner. *Phys. Rev.* 88, 574-9(1952).
- X 149 Magnetic Analysis of the Sr-88(d,p)Sr-89 Reaction. C. E. McFarland, and F. B. Shull. *Phys. Rev.* 89, 489(1953).
- X 150 Magnetic Analysis of the V-51 (d,p)V-52 Reaction. J. E. Schwager and L. A. Cox. *Phys. Rev.* 92, 102-4(1953).
- X 151 Mass-Spectrometric Study of Deuteron-Induced Reactions in Iodine. S. J. Balestrini. *Phys. Rev.* 95, 1502-8(1954).
- X 152 Measurement of the Cross Section for the Reaction T+T \rightarrow He4+2n+11.4 Mev. H. M. Agnew, W. T. Leland, H. V. Argo, R. W. Crews, A. H. Memmendinger, W. E. Scott, and R. F. Taschek. *Phys. Rev.* 84, 862-3(1951).
- X 153 Measurement of the Energy of Isotropic Fast Neutrons with Li6 Loaded Plates. J. H. Roberts, W. O. Solano, D. E. Wood, and H. B. Billington. *Rev. Sci. Instr.* 24, 920-4(1953).
- X 154 Measurement of Fast Neutron Flux. H. H. Barsehall, L. Rosen, and R. F. Taschek. *Rev. Mod. Phys.* 24, 1-14(1952).
- X 155 Measurement of the Transport Mean Free Path of Thermal Neutrons in D₂O by a Boron Poisoning Method. S. W. Kash and D. C. Woods. *Phys. Rev.* 90, 564-6(1953).
- X 156 Measurements of Short-Lived Isomers. W. J. MacIntyre. *Phys. Rev.* 80, 1018-23(1950).
- X 157 Method for the Determination of the End-Point Energy of Beta Emitters. M. Forro. *Phys. Rev.* 92, 931-3(1953).
- X 158 Method of Obtaining Tritium Ion Beams with Low Gas Consumption. W. R. Arnold. *Rev. Sci. Instr.* 23, 97(1952).
- X 159 240-Mev Proton-Deuteron Scattering. R. D. Schamberger. *Phys. Rev.* 85, 424-6(1952).
- X 160 Microwave Absorption Spectrum of ND. R. G. Nuckolls, L. J. ... and H. Lyons. *Phys. Rev.* 89, 1101(1952).

- X 161 Minority Carrier Lifetime in Semi-conductors as a Sensitive Indicator of Radiation Damage. P. Rappaport. *Phys. Rev.* 94, 1409-10(1954).
- X 162 Negative-Positive Ratio of Photomesons from Deuterium. M. Sands, J. G. Teasdale, and R. L. Walker. *Phys. Rev.* 95, 592-3(1954).
- X 163 Neutron-Deficient Activities of Holmium. T. H. Handley. *Phys. Rev.* 94, 945-6(1954).
- X 164 Neutron-Deuteron Scattering Amplitudes. E. O. Wollan, C. G. Shull, and W. C. Koehler. *Phys. Rev.* 83, 700-2(1951).
- X 165 Neutron-Deuteron Scattering at 4.5 and 5.5 Mev. E. Wantuch. *Phys. Rev.* 79, 729-30(1950).
- X 166 Neutron and Gamma-Ray Yields from Deuterons on Carbon. C. L. Bailey, G. Freier and J. H. Williams. *Phys. Rev.* 73, 274-8(1948).
- X 167 Neutron-Proton Scattering at 300 Mev. J. De Pangher. *Phys. Rev.* 95, 578-9(1954).
- X 168 Neutron Refraction in O₂, N₂, He, A Gases. A. W. McReynolds. *Phys. Rev.* 84, 969-72(1951).
- X 169 Neutron Thresholds from the Reactions T-3 (p, n)He-3, Li-7(p,n)Be-7, Be-9(d,n) B-10, and O-16(d,n)F-17. T. W. Bonner and J. W. Butler. *Phys. Rev.* 83, 1091-6(1951).
- X 170 Neutrons from Be-9(d,n)B-10. J. S. Pruitt, S. S. Hanna and C. D. Swartz. *Phys. Rev.* 91, 463(1953).
- X 171 Neutrons in Coincidence with High-Energy Photoprotons. H. Myers, A. Odian, P. C. Stein and A. Wattenberg. *Phys. Rev.* 95, 576-7(1954).
- X 172 Neutrons from the Proton Bombardment of B-10. F. Ajzenberg and W. Franzen. *Phys. Rev.* 95, 1531-3(1954).
- X 173 A Note on the Calculation of the Fermi Function in the Theory of Beta-Decay. J. Y. Mei. *Phys. Rev.* 81, 287-8(1951).
- X 174 Nuclear Energy Levels of Tl-203. J. Varma. *Phys. Rev.* 94, 1688-94(1954).
- X 175 Nuclear Levels in Ca-43. T. Lindqvist and A. C. G. Mitchell. *Phys. Rev.* 95, 1535-8(1954).
- X 176 Nuclear Radii from Inelastic Cross-Section Measurements. G. P. Millburn, W. Birnbaum, W. E. Crandall and L. Schecter. *Phys. Rev.* 95, 1268-8(1954).
- X 177 Nuclear Reactions with 21-Mev He-3 in a Cyclotron. D. N. Kundu, T. W. Donaven, M. L. Pool, and J. K. Long. *Phys. Rev.* 89, 1200-2(1953).
- X 178 Oblique Attenuation of Gamma-Rays from Cobalt 60 and Cesium 137 in Polyethylene, Concrete and Lead. F. S. Kirn, R. J. Kennedy and H. O. Wyckoff. *Natl. Bur. Standards Rept., No. 2125*, 1-9(1952).
- X 179 Penetration of Gamma Radiation through Iron. L. A. Beach, R. B. Theus, and W. R. Faust. *Phys. Rev.* 92, 355(1953).
- X 180 A Phenomenological Treatment of Photomeson Production from Deuterons. G. F. Chew and H. W. Lewis. *Phys. Rev.* 84, 779-85(1951).
- X 181 Phosphorus-Bakelite Beta-Ray Sources. O. M. Bizzell, W. T. Burnett, Jr., P. C. Tompkins, and L. Wish. *Nucleonics* 8, No. 4, 17-27(1951).
- X 182 Photochemical Enrichment of Mercury 202. M. Zelikoff, L. M. Aschenbrand, and P. H. Wyckoff. *J. Chem. Phys.* 21, 376(1953).
- X 183 The Photochemical Separation of Isotopes. B. H. Billings, W. J. Hitchcock, and M. Zelikoff. *J. Chem. Phys.* 21, 1762-6(1953).
- X 184 Photodisintegration of Deuterium by 265-Mev Bremsstrahlung. T. Yamagata, M. Q. Barton, A. O. Hanson, and J. H. Smith. *Phys. Rev.* 95, 574-6(1954).
- X 185 Photo-Disintegration of the Deuteron at High Energies. J. F. Marshall and E. Guth. *Phys. Rev.* 78, 738-44(1950).
- X 186 Photodisintegration of the Deuteron by 180-Mev and 260-Mev Gamma Rays. J. Keck, R. M. Littauer, G. K. O'Neill, A. M. Perry, and W. M. Woodward. *Phys. Rev.* 93, 827-8(1954).
- X 187 Photodisintegration Thresholds of Deuterium and Beryllium. J. C. Noyes, J. E. Van Hoomissen, W. C. Miller, and B. Waldman. *Phys. Rev.* 95, 396-403(1954).
- X 188 Photomeson Production from Deuterium. I. L. Lebow, B. T. Feld, and L. S. Osborne. *Phys. Rev.* 85, 681-2(1952).
- X 189 Photoneutron Thresholds. R. Sher, J. Halpern, and A. K. Mann. *Phys. Rev.* 84, 387-94(1951).
- X 190 Photoproduction of Mesons in Deuterium. M. Lax and H. Feshbach. *Phys. Rev.* 88, 509-15(1952).
- X 191 Photoproduction of π^0 Mesons in Hydrogen and Deuterium. N. C. Francis. *Phys. Rev.* 89, 766-74(1953).
- X 192 The Photoproduction of Negative Pions from Deuterium. K. C. Bandtel, W. J. Frank, and J. M. Madey. *Phys. Rev.* 91, 487(1953).
- X 193 Photoproduction of Neutral Mesons from Deuterium. W. Heckrotte, L. R. Henrich and J. V. Lepore. *Phys. Rev.* 85, 490-1(1952).
- X 194 The Pickup Reactions B-10(n,d)Be-9 for 14-Mev Neutrons. F. L. Ribe and J. D. Seagrave. *Phys. Rev.* 94, 934-40(1954).
- X 195 Polarization Correlations of The Gamma-Rays of Cs-134 and of Annihilation Radiation. B. L. Robinson and L. Madansky. *Phys. Rev.* 88, 1065-9(1952).
- X 196 Polarization of D-D Neutrons. H. J. Longley, R. N. Little, Jr., and J. M. Slye. *Phys. Rev.* 86, 419-20(1952).
- X 197 Polarization of High-Energy Deuterons. O. Chamberlain, E. Segre, R. Tripp, C. Wiegand and T. Ypsilantis. *Phys. Rev.* 95, 1104-5(1954).
- X 198 Precise Determination of the Li-7(p, α)He-4 and Be-9(d, α)Li-7 Q-Values. W. Whaling and C. W. Li. *Phys. Rev.* 81, 150-1(1951).

- 199 Precision Measurements of Nuclear γ -Ray Wavelengths of Ir-192, Ta-182, RaTh, Rn, W-187, Cs-137, Au-198, and Annihilation Radiation. D. E. Muller, H. C. Hoyt, D. J. Klein, and J. W. M. DuMond. *Phys. Rev.* 88, 775-93(1952).
- X 200 The Preparation of Chromium-51 of High Specific Activity. G. Harbottle and A. G. Maddock. *J. Chem. Phys.* 21, 1686-7(1953).
- X 201 Preparation of Zn-65 of High Specific Activity from Copper Bombarded with 16-Mev Deuterons. C. J. Maletskos and E. W. Backofen. *J. Chem. Phys.* 19, 796(1951).
- X 202 Pressure Effects in Phosphorescence. L. Reiffel. *Phys. Rev.* 94, 856(1954).
- X 203 The Production by the Cyclotron of Some Useful Radio-nuclides. J. W. Irvin. *J. Chem. Soc.* 357-60(1949).
- X 204 Production of Charged π -Mesons in H, D, C, Cu, and Pb by 381-Mev Protons. M. M. Block, S. Passman, and W. W. Havens, Jr. *Phys. Rev.* 88, 1239-47(1952).
- X 205 Production and Isolation of Carrier-Free Radioisotopes. W. M. Garrison and J. G. Hamilton. *Chem. Revs.* 49, 237-72(1951).
- X 206 Production of Tritons in Deuteron-Deuteron Collisions. C. Godfrey, K. C. Bandtel, W. J. Frank, and R. Madey. *Phys. Rev.* 91, 487(1953).
- X 207 Proton-Deuteron Scattering at 5.1 Mev and Deuteron-Proton Scattering at 10.2 Mev. K. B. Mather. *Phys. Rev.* 88, 1408-11(1952).
- X 208 A Proton-Gamma-Ray Coincidence Study of Si-30 and B-11. H. H. Landon. *Phys. Rev.* 83, 1081-4(1951).
- X 209 Proton-Neutron Reactions and Thresholds. H. T. Richards, R. V. Smith and C. P. Browne. *Phys. Rev.* 80, 524-30(1950).
- X 210 Pulse-Height Measurements of Recoils from B-10(n, α)Li-7. J. A. De Juren and H. Rosenwasser. *Phys. Rev.* 93, 831-5(1954).
- X 211 Pulse-Height Measurements of Recoils from B-10(n, α)Li-7. Argon-CO₂ Mixtures. J. De Juren and H. Rosenwasser. *Phys. Rev.* 92, 544(1953).
- X 212 Q Values of the Ne-21(d, α)F-19 and Ne-21(d,p)Ne-22 Reactions. C. Mileikowsky and W. Whaling. *Phys. Rev.* 92, 528-9(1953).
- X 213 Radioactive Tin 111. R. A. Hinshaw and M. L. Pool. *Phys. Rev.* 76, 358-9(1949).
- X 214 Radioisotopic High-Potential, Low-Current Sources. J. H. Coleman. *Nucleonics* 11, No. 12, 42-5(1953).
- X 215 The Radionuclides of Arsenic Produced by Deuteron Bombardment of Germanium. H. J. Watters and J. F. Fagan, Jr. *Phys. Rev.* 92, 1248-9(1953).
- X 216 (n,2n) Reactions in C-12, Cu-63, and Mo-92. J. E. Brolley, Jr., J. L. Fowler, and I. K. Schlacks. *Phys. Rev.* 88, 618-21(1952).
- X 217 (d,n) Reactions with 15-Mev Deuterons. Part I. Angular Distributions. C. E. Falk. *Phys. Rev.* 83, 499-504(1951).
- X 218 Recoil Reactions with High Intensity Slow Neutron Sources. II. The Retention of Radio-bromine by Crystalline KBrO₃. J. W. Cobble and G. E. Boyd. *J. Am. Chem. Soc.* 74, 1282-6(1952).
- X 219 Reinvestigation of the Radioactivity of Sb-124. D. R. Hutchinson and M. L. Wiedenbeck. *Phys. Rev.* 88, 699(1952).
- X 220 Relation between Apparent Shapes of Monoenergetic Conversion Lines and Continuous Beta-Spectra in a Magnetic Spectrometer. II. G. E. Owen and H. Primakoff. *Rev. Sci. Instr.* 21, 447-50(1950).
- X 221 On the Relativistic Pseudoscalar Meson Theory of the Deuteron. M. M. Levy. *Phys. Rev.* 84, 441-7(1951).
- X 222 Resistivity Changes in Copper, Silver, and Gold Produced by Deuteron Irradiation Near 10° K. H. G. Cooper, J. S. Koehler, and J. W. Marx. *Phys. Rev.* 94, 496(1954).
- X 223 Rotational Intensity Distributions of OH and OD in an Electrodeless Discharge through Water Vapor. H. P. Broida and W. R. Kane. *Phys. Rev.* 89, 1053-9(1953).
- X 224 Scattering of 190-Mev Deuterons on Protons. A. L. Bloom and O. Chamberlain. *Phys. Rev.* 94, 659-65(1954).
- X 225 Scattering of Pi-Mesons by the Deuteron. J. S. Blair. *Phys. Rev.* 83, 1246-7(1951).
- X 226 Scattering of 314-Mev Polarized Protons by Deuterium. J. Marshall, L. Marshall, D. Nagle, and W. Skolinik. *Phys. Rev.* 95, 1020-5(1954).
- X 227 Scattering of Protons by Tritons. A. Hemmendinger, G. A. Jarvis, and R. F. Taschek. *Phys. Rev.* 76, 1137-41(1949).
- X 228 Scintillation Spectrometers for Measuring the Total Energy of X-Ray Photons. R. S. Foote and H. W. Koch. *Rev. Sci. Instr.* 25, 746-58(1954).
- X 229 Scintillation Studies of Os-185. M. M. Miller and R. G. Wilkinson. *Phys. Rev.* 82, 981(1951).
- X 230 Search for the p^{1/2} Isomeric State in Te-101 and Identification of Energy Levels. D. R. Wiles. *Phys. Rev.* 93, 181-2(1954).
- X 231 Self Scattering and Self Absorption of Betas by Moderately Thick Samples. W. E. Nervik and P. C. Stevenson. *Nucleonics* 10, No. 3, 18-22(1952).
- X 232 Shaped Sources for Teletherapy Units. M. Brucer, W. G. Pollard, H. Leiter, and H. Scarf. *Nucleonics* 11, No. 2, 38-41(1953).
- X 233 *In Situ* Measurement of Bulk Density of Soil by Gamma Ray Absorption Technique. J. A. Vomocil. *Soil Sci.* 77, 341-2(1954).
- X 234 Skin Dose from a Cobalt 60 Teletherapy Unit. J. E. Richardson, H. D. Kerman and M. Brucer. *Radiology* 63, 25-36(1954).

- X 235 Small-Angle Cross Sections for the Scattering of Protons by Tritons. M. E. Ennis and A. Hemmendinger. *Phys. Rev.* 95, 772-5(1954).
- X 236 Some Electrical Properties of Germanium Crystals Containing Compensated Impurities. V. Ozarow. *Phys. Rev.* 93, 371-2(1954).
- X 237 Some Studies of the Products of the High-Energy Fission Process. M. Lindern and R. N. Osborne. *Phys. Rev.* 94, 1323-8(1954).
- X 238 The Stopping Cross Section of D₂O Ice. W. A. Wenzel and W. Whaling. *Phys. Rev.* 87, 499-503(1952).
- X 239 The Stopping Cross Section of Several Gases for Protons and Deuterons. D. N. F. Dunbar, H. K. Reynolds, W. A. Wenzel, and W. Whaling. *Phys. Rev.* 92, 528(1953).
- X 240 Straggling Distributions for Electrons in Passing through Thin Foils. F. Kalil and R. S. Birkhoff. *Phys. Rev.* 91, 505-9(1953).
- X 241 A Study of the Propagation Mode for Metallic Vapors in Shadow-Casting by Vacuum Evaporation of Au-198 and Cr-51. L. E. Preuss. *J. Appl. Phys.* 24, 1401-9(1953).
- X 242 A Theoretical Calculation of the Inelastic Scattering of 90-Mev Neutrons by Deuterons. G. F. Chew. *Phys. Rev.* 84, 710-6(1951).
- X 243 The Theory of the Deuteron Stripping Reactions. N. C. Francis and K. M. Watson. *Phys. Rev.* 93, 313-7(1954).
- X 244 Theory of the Lithium Two-Alpha-Reactions. II. Angular Distribution of Li 6 (d, α) α . R. Resnick and D. R. Inglis. *Phys. Rev.* 76, 1318-23(1949).
- X 245 Thermal Neutron Resonance of Sm. A. W. McReynolds and E. Anderson. *Phys. Rev.* 93, 195-6(1954).
- X 246 Thick Target Fast Neutron Yield from 15-Mev Deuteron and 30-Mev Alpha-Bombardment. A. J. Allen, J. F. Nechaj, K. H. Sun, and B. Jennings. *Phys. Rev.* 81, 536-9(1951).
- X 247 Thick Target Yields from the (d, n) Reaction at 10 Mev. L. W. Smith and P. G. Kruger. *Phys. Rev.* 83, 1137-40(1951).
- X 248 Thin Target Studies of B-10(α , n) N-13. M. Rogers, F. K. Odencrantz, and G. J. Plain. *Phys. Rev.* 92, 530(1953).
- X 249 The Third Forbidden Beta Spectrum of Rubidium 87. M. H. MacGregor and M. L. Wiedenbeck. *Phys. Rev.* 94, 138-40(1954).
- X 250 Transition Energy Determination for Orbital Capture. P. R. Bell, J. M. Jauch and J. M. Cassidy. *Science* 115, 12-3(1952).
- X 251 The Triple Gamma-Ray Cascade in Sb-124. L. M. Langer and J. W. Starner. *Phys. Rev.* 93, 253-4(1954).
- X 252 Triton-Induced Activities in Magnesium and Aluminum. E. Iwersen, W. S. Koski and F. Rasetti. *Phys. Rev.* 91, 1229-31(1953).
- X 253 Vacuum Evaporation of Radioactive Materials. C. W. Sherwin. *Rev. Sci. Instr.* 22, 339-41(1951).
- X 254 Yield and Angular Distribution of Protons from Li-6 (d, p) Li-7. W. E. Nickell. *Phys. Rev.* 95, 426-30(1954).
- X 255 Absolute Backscattering Coefficients for positrons and Electrons. H. H. Seliger. *Phys. Rev.* 85, 724(1952).
- X 256 Angular Correlation between the First and Third Gamma Rays in Ti-48. C. E. Whittle and P. S. Jastram. *Phys. Rev.* 92, 205-6(1953).
- X 257 Angular Correlation of Gamma Rays in Pt-194. C. E. Whittle and P. S. Jastram. *Phys. Rev.* 87, 203(1952).
- X 258 Angular Correlation and Intensity of Inner Bremsstrahlung from P-32 and Ra E. T. B. Novey. *Bull. Am. Phys. Soc.* 27, 44(1952). *Phys. Rev.* 86, 619(1952).
- X 259 Angular Correlation between Protons and Gammas in the Li-6 (d, p) Li-7 Reaction. W. H. Burke and J. R. Risser. *Phys. Rev.* 87, 294(1952).
- X 260 Angular Distribution of Protons Emitted in Reactions Induced by 14-Mev Deuterons. H. E. Gove. *Phys. Rev.* 78, 345(1950).
- X 261 Angular Distribution of Protons from (d, p) Reactions on Be-9, N-14, and Zn-68. F. S. Eby. *Phys. Rev.* 96, 1355-62(1954).
- X 262 Angular Distributions in (d,p) Reactions with Ti-47 and Ti-48. F. B. Shull and M. M. Bretscher. *Phys. Rev.* 96, 826(1954).
- X 263 Angular Distribution of Protons from the Reaction Zn-68 (d,p) Zn-69. F. S. Eby, R. D. Hill, and W. K. Jentschke. *Phys. Rev.* 93, 925A(1954).
- X 264 Assignment of Y-92 and Y-94. G. I. Schott and W. W. Meinke. *Phys. Rev.* 89, 1156-7(1953).
- X 265 Beta-Gamma Correlation in the Decay of Re-186. C. E. Whittle, J. P. Hurley, and P. S. Jastram. *Phys. Rev.* 91, 498(1953).
- X 266 Beta and Gamma Induced Cerenkov Radiation in Water. M. A. Greenfield, A. Norman, A. H. Dowdy, and P. M. Kratz. *J. Opt. Soc. Amer.* 43, 42-3(1953).
- X 267 Bremsstrahlung from P-32 Betas. M. Goodrich, J. S. Levinger, and W. B. Payne. *Phys. Rev.* 91, 1225-8(1953).
- X 268 A Calorimetric Determination of the Half-Life of Polonium 210. J. F. Eichlberger, K. C. Jordan, S. R. Orr, and J. R. Parks. *Phys. Rev.* 96, 719(1954).
- X 269 Cascade Gamma Rays from 2.5-Mev Neutron Bombardment of Gold, Iodine and Chromium. V. E. Scherrer, W. R. Faust, and H. W. Allison. *Bull. Am. Phys. Soc.* 29, 9(1954).
- X 270 Cloud-Chamber Studies of the Production of Light "Positive Particles" Near Negative Beta-Ray Emitters. G. Groetzinger and F. L. Ribe. *Phys. Rev.* 87, 1003-11(1952).
- X 271 Coherent Scattering Amplitudes as Determined by Neutron Diffraction. C. G. Shull and E. O. Wollan. *Phys. Rev.* 81, 527-35(1951).

- X 272 The Coherent Neutron Scattering Cross Section of C-13. W. C. Koehler and E. O. Wollan. *Phys. Rev.* 85, 491-2(1952).
- X 273 n - γ Coincidences Produced by In Elastic Scattering of Neutrons. P. Shapiro, V. E. Scherrer, H. W. Allison, and W. R. Faust. *Phys. Rev.* 95, 751(1954).
- X 274 Comparison of the Values of the Disintegration Constant of Be-7 in Be, BeO, and BeF₂. J. J. Kraushaar, E. D. Wilson, and K. T. Bainbridge. *Phys. Rev.* 90, 610-4(1953).
- X 275 The Correction for Finite Angular Resolution in Directional Correlation Measurements. J. S. Lawson, Jr., and H. Frauenfelder. *Phys. Rev.* 91, 649-52(1953).
- X 276 (See X 275.)
- X 277 Coulomb Excitation of Energy Levels in Rhodium and Silver. N. P. Heydenburg and G. M. Temmer. *Phys. Rev.* 95, 861-3(1954).
- X 278 Cross Section and Angular Distribution of the He-3 (d,p)He-4 Nuclear Reaction. T. W. Bunner, J. P. Conner, and A. B. Lillie. *Phys. Rev.* 88, 473(1952).
- X 279 Decay of Ba-131 and Cs-131. W. L. Stirling and M. Goodrich. *Phys. Rev.* 87, 176(1952).
- X 280 Deposited Radioactive Monolayers, Symposium on Monomolecular Layers. D. E. Beischer. *Am. Assoc. Advance. Sci.*, 107-28(1954).
- X 281 Deuteron Bombardment of Be-9 and Classification of Levels of B-10. F. Ajzenberg. *Phys. Rev.* 88, 298(1952).
- X 282 The Disintegration of Lithium by Deuteron Bombardment. L. M. Baggett and S. J. Bame, Jr. *Phys. Rev.* 85, 434(1952).
- X 283 The Disintegration of Oxygen and Nitrogen by 14.1 Mev. Neutrons. A. B. Lillie. *Phys. Rev.* 87, 716(1952).
- X 284 The effect of Pressure on Scintillation Phosphors. A. J. Reinsch and H. G. Drickamer. *J. Appl. Phys.* 23, 152(1952).
- X 285 Effects of Ionizing Radiation on Amino Acids. I. The Effect of X-Rays and Aqueous Solutions of Glycine. C. R. Maxwell, D. C. Peterson, and M. E. Sharpless. *Radiation Research* 1, 530(1954).
- X 286 Effects of Nuclear Radiations on the Mechanical Properties of Solids. C. J. Dienes. *J. Appl. Phys.* 24, 666-74(1953).
- X 287 Elastic and Inelastic Scattering of 14-Mev Deuterons. K. Boyer and H. Gove. *Phys. Rev.* 79, 228(1950).
- X 288 Electrodisintegration of Cu-63, Zn-64, Ag-109, and Ta-181. K. L. Brown and R. Wilson. *Phys. Rev.* 93, 443-52(1954).
- X 289 Electronic Radiography by Transmission Using Radioactive Monolayers. D. E. Beischer. *Science* 112, 535(1950).
- X 290 The Electron Spectra Produced by a Co-60 Source in Water. E. Hayward. *Phys. Rev.* 86, 493(1952).
- X 291 Electrostatic Analysis of Nuclear Reaction Energies. R. M. Williamson, C. P. Browne, D. S. Craig, and D. J. Donahue. *Phys. Rev.* 84, 731(1951).
- X 292 Electrostatic Analysis of Nuclear Reaction Energies, III. D. J. Donahue, K. W. Jones, M. T. McEllistrem, and H. T. Richards. *Phys. Rev.* 89, 824 (1953).
- X 293 Energy Levels in N-14 and C-14 from Deuteron Bombardment of C-13. R. E. Benenson. *Phys. Rev.* 90, 420(1953).
- X 294 Energy Spectrum and Differential Cross Sections of (d,p) Reactions Using 14-Mev. Deuterons. H. E. Gove and K. Boyer. *Phys. Rev.* 79, 241(1950).
- X 295 Gamma-Gamma Coincidences Produced by Inelastic Scattering of 2.5-Mev. Neutrons. W. R. Faust, V. E. Scherrer, and B. A. Allison. *Bull. Am. Phys. Soc.* 29, No. 7, 9(1954).
- X 296 Gamma-Gamma Coincidences from Interaction of 3.1-Mev. Neutrons with Various Material. V. E. Scherrer, B. A. Allison, and W. R. Faust. *Phys. Rev.* 94, 791(1954).
- X 297 Gamma Radiation from Deuterons on Several Light Nuclei. L. C. Thompson. *Phys. Rev.* 96, 369(1954).
- X 298 Gamma Radiation from Inelastic Scattering of 2.7-Mev. Neutrons. V. E. Scherrer, W. L. Smith, B. A. Allison and W. R. Faust. *Phys. Rev.* 91, 768(1953).
- X 299 Gamma Rays from the Inelastic Scattering of 14-Mev. Neutrons in C-12 and O-16. L. C. Thompson and J. R. Risser. *Phys. Rev.* 94, 941(1954).
- X 300 Gamma Radiation from Interaction of 3.1-Mev. Neutrons. V. E. Scherrer, B. A. Allison, and W. R. Faust. *Phys. Rev.* 95, 637(1954).
- X 301 Gamma Radiation from Interaction of 14-Mev. Neutrons with Iron. V. E. Scherrer, R. B. Theus, and W. R. Faust. *Phys. Rev.* 84, 1268(1953).
- X 302 Gamma Radiation from Interaction of 14-Mev. Neutrons with Matter. W. R. Faust and V. E. Scherrer. *Phys. Rev.* 90, 355(1950).
- X 303 Gamma Radiation from Interaction of 3.2-Mev. Neutrons with Various Materials. V. E. Scherrer, B. A. Allison, and W. R. Faust. *Phys. Rev.* 96, 386(1954).
- X 304 Gamma-Ray Dosimetry with Organic Scintillators. R. T. Carr and G. J. Hine. *Nucleonics* 11, No. 11, 53-5(1953).
- X 305 Gamma-Rays from Interaction of 14-Mev. Neutrons with Various Materials. V. E. Scherrer, R. B. Theus, and W. R. Faust. *Phys. Rev.* 91, 1476(1953).
- X 306 High Energy Electron Scattering and Nuclear Structure Determinations. R. Hofstadter, H. R. Fechter, and J. A. McIntyre. *Phys. Rev.* 92, 978(1953).
- X 307 High-Energy Electron Scattering and Nuclear Structure Determinations. R. Hofstadter, B.

- Hahn, A. W. Knudsen, and J. A. McIntyre. *Phys. Rev.* 95, 512-5(1954).
- X 308 The High Energy Neutrons from the Disintegration of C-13 by Deuterons. J. E. Richardson. *Phys. Rev.* 80, 850(1950).
- X 309 Inelastic Scattering of Protons and Deutrons from N-14 and Li-6. C. P. Browne, A. Sperduto, W. W. Buechner and C. K. Bockelman. *Phys. Rev.* 28, 11(1953).
- X 310 Inelastic Scattering of Protons and Deutrons from B-10. A. Sperduto, W. W. Buechner, C. P. Browne, and C. K. Bockelman. *Phys. Rev.* 28, 11(1953).
- X 311 Inner Bremsstrahlung Associated With K-Capture in A-37. W. W. Watson, C. E. Anderson, and G. W. Wheeler. *Phys. Rev.* 90, 606-8(1953).
- X 312 Inner Bremsstrahlung from P-32. M. Goodrich and W. B. Payne. *Phys. Rev.* 93, 916(1954).
- X 313 Interferometric Measurements of the Hyperfine Structure of the Mercury Green Line. J. Sterner. *Phys. Rev.* 86, 139-40(1952).
- X 314 Internal Pair Spectrum from B-10+d. S. J. Bame, Jr. and L. M. Baggett. *Phys. Rev.* 84, 891(1951).
- X 315 Isotope Shift in the Spectrum of Neutral Lead. W. W. Watson, C. E. Anderson, and T. E. Manning. *Phys. Rev.* 78, 417-9(1950).
- X 316 K-conversion Electron-Gamma Angular Correlation in Sn-117. R. K. Golden and S. Frankel. *Phys. Rev.* 95, 613(1954).
- X 317 The Long-Range Protons from the Disintegration of Carbon by Deutrons and a Study of the Competing Reactions. G. C. Phillips. *Phys. Rev.* 80, 164(1950).
- X 318 The Mass of S-35 from Microwave Spectroscopy. T. Wentink, Jr., W. S. Koski and V. W. Cohen. *Phys. Rev.* 81, 948-51(1951).
- X 319 Melting Phenomena of a Surface of Monomolecular Thickness. D. E. Beischer. *Science* 115, 682-4(1952).
- X 320 Multiple Scattering of the Particles Producing the "Positive Tracks" Appearing Near Beta-Ray Emitters. G. Groetzinger and F. L. Ribe. *Phys. Rev.* 79, 904-5(1950).
- X 321 Neutrons from the Bombardment of Li-6 by Deuterons. W. Whaling and J. W. Butler. *Phys. Rev.* 78, 72(1950).
- X 322 Neutron-Proton Scattering Using Organic Crystal Scintillation Detectors. (Tritium Used). M. E. Remley, W. K. Jentschke, and P. G. Kruger. *Phys. Rev.* 88, 162A (1952); 89, 1194-8(1953).
- X 323 Operating Characteristics of a High Yield Ion Source. H. P. Eubank, R. A. Peck, Jr., and R. Truell. *Rev. Sci. Instr.* 25, 989(1954).
- X 324 Pair Production by Electrons. M. R. Cleland, W. R. Konneker and A. L. Hughes. *Phys. Rev.* 79, 229(1950).
- X 325 Penetration of Gamma Radiation Through Iron. L. A. Beach, R. B. Theus, and W. R. Faust. *Phys. Rev.* 92, 355(1953).
- X 326 The Photodisintegration of the Deuteron at 20 Mev. E. V. Weinstock and J. Halpern. *Phys. Rev.* 91, 461 A(1953).
- X 327 Photoproduction of N-17. W. E. Stephens, J. Halpern, and R. Sher. *Phys. Rev.* 82, 511(1951).
- X 328 Photoprotons from Magnesium. M. E. Toms and W. E. Stephens. *Phys. Rev.* 82, 709(1951).
- X 329 The Possibility of the Reaction H-3 (d,p)H-4. K. A. McNeill and W. Rall. *Phys. Rev.* 83, 1244-5(1951).
- X 330 Preparation of Thin Tritium Targets. A. B. Lillie and J. P. Conner. *Rev. Sci. Instr.* 22, 210(1951).
- X 331 Problems Encountered in Routine Use of 10-Kilocurie, Gamma-Radiation Source. J. V. Nehemias, L. E. Brownell, W. W. Meinke, and D. E. Harmer. *Am. J. Phys.* 22, 511-6(1954).
- X 332 Production of I-124 by the Deuteron Bombardment of Tellurium. T. Hall, M. Siegel, L. M. Sharpe, and D. Pressman. *Phys. Rev.* 95, 1208(1954).
- X 333 Protons from the Deuteron Bombardment of Separated Neon Isotopes. W. W. Watson and E. R. Zucker. *Phys. Rev.* 78, 14-5(1950).
- X 334 Proton Groups from the Deuteron Bombardment of Boron. W. O. Bateson. *Phys. Rev.* 80, 982-4(1950).
- X 335 Radiations from Ho-164. H. N. Brown and R. A. Becker. *Phys. Rev.* 96, 1372-8(1954).
- X 336 Radiation Induced by Alpha-Particles in Thin Film. A. Norman, M. A. Greenfield, and P. M. Kratz. *Nature* 171, 487(1953).
- X 337 Radioisotopes and Nuclear Reactions Applied to Soil Mechanics Problems. H. E. Hosticka. *Am. Soc. Testing Materials, Spec. Tech. Pub.* 134, 3-9(1953).
- X 338 Rapid Spectroscopic Determination of Total Water Content. H. J. Morowitz and H. P. Broida. *Anal. Chem.* 24, 1657-8(1952).
- X 339 Response of Anthracene Scintillation Crystals to Monoenergetic Soft X-Rays. (Cs-137, Hg-203, Sn-113, Ge-71 Used). W. H. Robinson and W. K. Jentschke. *Phys. Rev.* 95, 1412-4(1954).
- X 340 Response of Some Scintillation Crystals to Charged Particles. (Te-127, Nb-91, Hg-203, In-114, Cs-137 Used). C. J. Taylor, W. K. Jentschke, M. E. Remley, F. S. Eby and P. G. Kruger. *Phys. Rev.* 84, 1034-43(1951).
- X 341 Saturation Backscattering of Positive Electrons. H. H. Seliger. *Phys. Rev.* 78, 491(1950).
- X 342 Scattering of Fast Neutrons in Light Nuclei. C. F. Cook and T. W. Bonner. *Phys. Rev.* 94, 651(1954).
- X 343 Scattering of 14.1-Mev Neutrons in Helium, Hydrogen, and Nitrogen. J. R. Smith. *Phys. Rev.* 95, 730(1954).

- X 344 A Scintillation Spectrometer Study of the Decay of Tl-204. E. der Mateosian and A. Smith. *Phys. Rev.* 88, 1186-90(1952).
- X 345 Search for Photons Emitted by Long-Life Species of Nickel. J. D. Kurbatov. *Phys. Rev.* 77, 151-2(1950).
- X 346 Self Absorption of Beta Particles from Nickel 63. G. K. Schweitzer, B. R. Stein and J. W. Nehls. *J. Phys. Chem.* 56, 692-3(1952).
- X 347 The Shape of Beta Spectra at the Low Energy End. R. R. Edwards, P. E. Damon, and H. Schwartz. *Phys. Rev.* 82, 333(1951).
- X 348 Solid Diffusion of Radioactive Sodium in Perthite. M. L. Jensen. *Am. J. Sci.* 250, 808-21(1952).
- X 349 Spectroscopic Analysis of Deuterium in Hydrogen-Deuterium Mixtures. H. P. Broida and J. W. Moyer. *J. Opt. Soc. Amer.* 42, 37-41(1952).
- X 350 Spectroscopy of Radioactive Molecules. V. W. Cohen. *Ann. N. Y. Acad. Sci.* 55, 904-14(1952).
- X 351 Study of Electron-Electron Scattering. G. Groetzinger, L. B. Leder, F. L. Ribe, and M. J. Berger. *Phys. Rev.* 79, 454-8(1950).
- X 352 Study of the Multiple Scattering of Fast Charged Particles in a Gas and Its Role in the Interpretation of Cloud-Chamber Tracks. G. Groetzinger, M. J. Berger, and F. L. Ribe. *Phys. Rev.* 77, 584-94(1950).
- X 353 Study of the Multiple Scattering of Fast Charged Particles in a Gas. II. (Negative and Positive Beta-Particles). G. Groetzinger, W. Humphrey, Jr., and F. L. Ribe. *Phys. Rev.* 85, 78-9(1952).
- X 354 Tantalum Activities Produced by Photonuclear Reactions on Tungsten. A. J. Moses and D. S. Martin, Jr. *Phys. Rev.* 84, 366(1954).
- X 355 Angular Distribution of 14-Mev Neutrons Scattered by Tritons. J. H. Coon, C. K. Boeckelman, and H. H. Barsheall. *Phys. Rev.* 81, 33(1951).
- X 356 Angular Distribution of Neutrons of d-d Reaction. P. Baker, Jr., and A. Waltner. *Phys. Rev.* 88, 1213(1952).
- X 357 Angular Distribution of the Products of the T(d,n)He-4 Reaction. J. E. Broolley, Jr., J. L. Fowler, and E. J. Stovall, Jr. *Phys. Rev.* 82, 502(1951).
- X 358 The Build-Up of Deuterium on Metal Targets. W. F. Studer and A. W. Waltner. *Phys. Rev.* 87, 176(1952).
- X 359 Considerations of Protection Afforded by Clothing Against Radiation and Radioisotopes. F. R. Holden and A. F. Owings. *Arch. Ind. Hyg. and Occupational Med.* 6, 67-72(1952).
- X 360 Determination of the Probabilities of Transition by K-Capture and Positron Emission for 65-Zn with Geiger-Muller Counters. J. K. Major. *Compt. Rend.* 234, 2276-77(1952).
- X 361 Determination of the Relative Probabilities of Disintegration by K-Capture and Positron Emission for 65-Zn with the Cloud Chamber. J. K. Major. *Compt. Rend.* 233, 947-49(1951).
- X 362 Inelastic Scattering of Alpha Particles by Lithium. C. W. Li and R. Sherr. *Phys. Rev.* 96, 389-93(1954).
- X 363 K-Capture and Positron Emission in 65-Zn. J. K. Major. *Phys. Rev.* 86, 631A(1952).
- X 364 Rayonnement de Freinage Interne Accompagnant la Desintegration du 32-P et 90-Y. P. A. Michalowicz. *J. phys. radium* 15, 156(1954).
- X 365 Sur le Rayonnement de Freinage Interne du 59-Fe. P. A. Michalowicz. *J. phys. radium* 14, 214-15(1953).
- X 366 Study of the Radiation of 65-Zn. J. K. Major. *J. phys. radium* 12, 73S(1951).

Nuclear Properties of Isotopes

- Y 1 Absolute Excitation Function of the Be-9 (d, t) Reaction. R. L. Wolfgang and W. F. Libby. *Phys. Rev.* 85, 437-40(1952).
- Y 2 The Absorption of Pions by Deuterons. R. Durbin, H. Loar, and J. Steinberger. *Phys. Rev.* 84, 581(1951).
- Y 3 Activity Assignment to Titanium 51. W. R. Hammond, D. N. Kundu, and M. L. Pool. *Phys. Rev.* 90, 157(1953).
- Y 4 Additional Data on the Radioactive Isotopes of Tin and Tellurium. J. M. Cork, A. E. Stoddard, C. E. Branyan, and W. J. Childs. *Phys. Rev.* 84, 596-7(1951).
- Y 5 Alpha-Radioactivity in the 82-Neutron Region. J. O. Rasmussen, Jr., S. G. Thompson, and A. Ghiorso. *Phys. Rev.* 89, 33-48(1953).
- Y 6 Angular Correlation of Nuclear Radiations. M. E. Rose. *Science* 118, 635-42(1953).
- Y 7 Angular Distribution in the High Energy Deuteron Photoeffect. N. Austern. *Phys. Rev.* 85, 283-90(1952).
- Y 8 Angular Distributions of Protons from Na-23 (d, p)Na-24 and Ti-47, 48(d, p)Ti-48, 49. M. M. Bretscher, J. O. Alderman, A. Elwyn, and F. B. Shull. *Phys. Rev.* 96, 103-9(1954).
- Y 9 Angular Distribution of Protons from Vanadium 52. J. S. King and W. C. Parkinson. *Phys. Rev.* 89, 1080(1953).
- Y 10 Angular Distribution of the Reaction He-3 (d, p)He-4 between 240 kev and 3.56 Mev. J. L. Yarnell, R. H. Lovberg and W. R. Stratton. *Phys. Rev.* 90, 292-7(1953).
- Y 11 An Approximate Wave-Mechanical Description of Deuteron Stripping. F. L. Friedman and W. Toboeman. *Phys. Rev.* 92, 93-100(1953).

- Y 12 The Average Energy of Sr-90- Y-90 as a Function of Absorber. R. H. Goeckermann and W. H. Seitzer. *J. Chem. Phys.* 20, 1655(1952).
- Y 13 Beta-Activity of Si-31 and the Masses of the Al and Si Isotopes. H. T. Motz. *Phys. Rev.* 85, 501-2(1952).
- Y 14 Beta-Decay of 7.5-Day Ag-111 to a 0.1-Microsecond Excited State of Cd-111. D. Engelkemeir. *Phys. Rev.* 82, 552-3(1951).
- Y 15 Beta-Decay of Isomeric Cd-113. W. L. Carss, J. R. Gum, and M. L. Pool. *Phys. Rev.* 80, 1028-9(1950).
- Y 16 The Beta-Decay of the Triton. J. M. Blatt. *Phys. Rev.* 89, 86-92(1953).
- Y 17 The Beta-Ray Distribution of Tc 99. B. H. Ketelle and J. W. Ruch. *Phys. Rev.* 77, 565-6(1950).
- Y 18 The Beta-Ray Spectrum of Chlorine 36. C. S. Wu and L. Feldman. *Phys. Rev.* 76, 693-5(1949).
- Y 19 Beta-Ray Spectrum of K-40. M. L. Good. *Phys. Rev.* 83, 1054-5(1951).
- Y 20 Beta Spectra of Pr-142, Tm-170, and Rb-86. A. V. Pohm, W. E. Lewis, J. H. Talbot, Jr., and E. N. Jensen. *Phys. Rev.* 95, 1523-9(1954).
- Y 21 The Beta-Spectra of Cs-137, Y-91, Pm-147, Ru-106, Sm-151, P-32, and Tm-170. H. M. Agnew. *Phys. Rev.* 77, 655-60(1950).
- Y 22 The Beta-Spectra of Cu-64. L. M. Langer, R. D. Moffat, and H. C. Price, Jr. *Phys. Rev.* 76, 1725-6(1949).
- Y 23 Beta-Spectra of Gaseous A-41 and O-15. H. Brown and V. Perez-Mendez. *Phys. Rev.* 78, 649-55(1950).
- Y 24 The Beta-Spectra of P-32 and P-33. E. N. Jensen, R. T. Nichols, J. Clement, and A. Pohm. *Phys. Rev.* 85, 112-9(1952).
- Y 25 The Beta-Spectrum of Cl-36. H. W. Fulbright and J. C. D. Milton. *Phys. Rev.* 82, 274(1951).
- Y 26 Beta-Spectrum of Cl-36. C. S. Wu and L. Feldman. *Phys. Rev.* 82, 457-8(1951).
- Y 27 Beta-Spectrum of Ne-23. H. Brown and V. Perez-Mendez. *Phys. Rev.* 78, 812(1950).
- Y 28 The Beta-Spectrum of O-15. Mendez-Perez and H. Brown. *Phys. Rev.* 76, 689(1949).
- Y 29 The Beta-Spectrum of 61-Pm-147. L. Lidofsky, P. Macklin and C. S. Wu. *Phys. Rev.* 76, 1888-9(1949).
- Y 30 The Beta-Spectrum of S-35 from C_2H_5S-35H below 33-kev. G. J. Plain, H. L. Morrison, P. H. Pitkanen and F. T. Rogers, Jr. *Phys. Rev.* 92, 529-30(1953).
- Y 31 The Beta-Spectrum of S-35 Using Window. R. B. Heller, E. F. Sturcken and A. H. Weber. *Phys. Rev.* 83, 848-9(1951).
- Y 32 The Beta-Spectrum of Tc-99. S. I. Taimuty. *Phys. Rev.* 81, 461-2(1951).
- Y 33 The Beta-Spectrum of Tritium and the Mass of The Neutrino. L. M. Langer and R. J. D. Moffat. *Phys. Rev.* 88, 689(1952).
- Y 34 Binding Energy of the Triton. R. L. Pease and H. Feshbach. *Phys. Rev.* 81, 142-3(1951).
- Y 35 Bombardment of Copper with Tritons. D. N. Kundu and M. L. Pool. *Phys. Rev.* 84, 481-3(1951).
- Y 36 Branching Ratio and Gamma-Ray Order in the Decay of Sc-46. F. H. Schmidt and G. L. Keister. *Phys. Rev.* 91, 183(1953).
- Y 37 Characteristics of Some Radionuclides of Tungsten, Rhenium, and Osmium Formed by Second-Order Thermal Neutron Capture. M. Lindner. *Phys. Rev.* 84, 240-4(1951).
- Y 38 Charged Particles from the Interaction of 14-Mev. Neutrons with Li-6 and Li-7. G. M. Frye, Jr. *Phys. Rev.* 93, 1086-93(1954).
- Y 39 A Cloud-Chamber Study of the Scattering of Fast Neutrons in Oxygen. J. P. Connor. *Phys. Rev.* 89, 712-4(1953).
- Y 40 The Coherent Neutron Scattering Cross Sections of Nickel and Its Isotopes. W. C. Koehler, E. O. Wollan, and C. G. Shull. *Phys. Rev.* 79, 395(1950).
- Y 41 Coincidence Studies in the Decay of La-140. B. L. Robinson and L. Madansky. *Phys. Rev.* 84, 1067-8(1951).
- Y 42 Collision Lengths of Neutral, Penetrating-Shower-Producing Cosmic Radiation in Light and Heavy Water. D. Froman, J. Kenney and V. H. Regener. *Phys. Rev.* 91, 707-12(1953).
- Y 43 Concentration of A-36 and A-38 and Study of the A-36 (d,p) A-37 Reactions and the Beta-Activity of A-39. A. Zucker and W. W. Watson. *Phys. Rev.* 80, 966-9(1950).
- Y 44 The Continuous Gamma-Ray Spectrum Accompanying Beta-Decay. P. Bolgiano, L. Madansky, and F. Rasetti. *Phys. Rev.* 89, 679-83(1953).
- Y 45 Conversion Coefficients and Spectrum Shapes from Sb-124. E. P. Tomlinson, S. L. Ridgway, and K. Gopalakrishnan. *Phys. Rev.* 91, 484-5(1953).
- Y 46 The Coupling of Angular Momenta in Nuclear Reactions. R. F. Christy. *Phys. Rev.* 89, 839-42(1953).
- Y 47 Cross Section and Angular Distribution of The D (d,p) T Reaction. W. A. Wenzel and W. Whaling. *Phys. Rev.* 88, 1149-54(1952).
- Y 48 Cross Section for the Reaction D (d, p) H-3. C. F. Cook and J. R. Smith. *Phys. Rev.* 89, 785-6(1953).
- Y 49 Cross Sections and Q-Values for the C-13 + D-2 Reactions. C. W. Li and W. Whaling. *Phys. Rev.* 82, 122-3(1951).
- Y 50 The 43-Day Isomer of Cadmium (115). P. S. Gill, C. E. Mandeville, and E. Shapiro. *Indiana J. Phys.* 24, 567-70(1950).
- Y 51 β -Decay of Cu-67. H. T. Easterday. *Phys. Rev.* 92, 537(1953).
- Y 52 Decay of Au-198. L. Simons and E. P. Tomlinson. *Soc. Sci. Fennica Commentationes Phys.-Math.* 16, 1-10(1952).

- Y 53 The Decay of I-125. G. Friedlander and W. C. Orr. *Phys. Rev.* 84, 484-6(1951).
- Y 54 Decay of K-42. B. Kahn and W. S. Lyon. *Phys. Rev.* 91, 1212-13(1953).
- Y 55 Decay of Rh-106. B. Kahn and W. S. Lyon. *Phys. Rev.* 92, 902-3(1953).
- Y 56 Decay of Rb-86. W. S. Lyon and J. E. Strain. *Phys. Rev.* 95, 1500(1954).
- Y 57 The Decay Scheme of Zr-95. P. S. Mittelman. *Phys. Rev.* 94, 99-102(1954).
- Y 58 Degradation of Co-60 Gamma-Rays in an Infinite Water Medium. M. M. Weiss and W. Bernstein. *Phys. Rev.* 91, 433-4(1953).
- Y 59 Deuteron Photodisintegration at High Energies. W. S. Gilbert and J. W. Rosengren. *Phys. Rev.* 88, 901(1952).
- Y 60 Deuteron Photodisintegration at Intermediate Energies. J. M. Berger. *Phys. Rev.* 94, 1698-713(1954).
- Y 61 The Deuteron Quadrupole Moment and the Radiofrequency Spectra of H₂ and D₂ in Low Magnetic Fields. I. G. Kolosky, T. E. Phipps, Jr., N. F. Ramsey, and H. B. Snee. *Phys. Rev.* 81, 1061(1951).
- Y 62 Disintegration Rate of Carbon-14. R. S. Caswell, J. M. Brabant, and A. Schwebel. *J. Research Natl. Bur. Standards* 53, No. 1, 27-8 (1954).
- Y 63 Disintegration of Sb-124. L. M. Langer, N. H. Lazar, and R. J. D. Moffat. *Phys. Rev.* 91, 338-41(1953).
- Y 64 The Disintegration of Sb-124. R. J. D. Moffat, N. Lazar, and L. M. Langer. *Phys. Rev.* 91, 485(1953).
- Y 65 Disintegration of Cr-51. W. S. Lyon. *Phys. Rev.* 87, 1126(1952).
- Y 66 The Disintegration of I-131. J. R. Haskins and J. D. Kurbatov. *Phys. Rev.* 88, 884(1952).
- Y 67 The Disintegration of Lithium by Deuteron Bombardment. L. M. Baggett and S. J. Bame, Jr. *Phys. Rev.* 85, 434-6(1952).
- Y 68 The Disintegration of Mo-99. J. Verma and C. E. Mandeville. *Phys. Rev.* 94, 91-4(1954).
- Y 69 The Disintegration of Nd147. W. S. Emmerich and J. D. Kurbatov. *Phys. Rev.* 83, 40-3(1951).
- Y 70 The Disintegration of Praseodymium 142. E. N. Jensen, I. J. Laslett and D. J. Zaffarano. *Phys. Rev.* 80, 862-5(1950).
- Y 71 The Disintegration Sc-47. L. S. Cheng and M. L. Pool. *Phys. Rev.* 90, 886-8(1953).
- Y 72 The Disintegration Scheme of Au-199. P. M. Sherk and R. D. Hill. *Phys. Rev.* 83, 1097-1100(1951).
- Y 73 The Disintegration Scheme of I-131. P. R. Bell, J. M. Cassidy, and G. G. Kelley. *Phys. Rev.* 82, 103-5(1951).
- Y 74 Disintegration Scheme of Fe-59. F. R. Metzger. *Phys. Rev.* 88, 1360-7(1952).
- Y 75 Disintegration Scheme of Scandium 46. B. N. Sorensen, B. M. Dale, and J. D. Kurbatov. *Phys. Rev.* 79, 1007(1950).
- Y 76 The Disintegration of Se-75. M. Ter-Pogossian, J. E. Robinson, and C. S. Cook. *Phys. Rev.* 75, 995-8(1949).
- Y 77 The Disintegration of fAg-110. K. Siegbahn. *Phys. Rev.* 77, 233-8(1950).
- Y 78 Disintegration of Sn-119m. R. D. Hill. *Phys. Rev.* 83, 865-6(1951).
- Y 79 Disintegration of Y-91. M. E. Bunker, J. P. Mize, and J. W. Starner. *Phys. Rev.* 94, 1694-7(1954).
- Y 80 The Elastic Scattering of Pions in Deuterium. K. A. Brueckner. *Phys. Rev.* 90, 715-6(1953).
- Y 81 Electric Excitation of Low-Lying Levels in Separated Wolfram Isotopes. C. L. McClelland, H. Mark, and C. Goodman. *Phys. Rev.* 93, 904-5(1954).
- Y 82 The Electric Scattering of the Polarizable Deuteron. B. J. Malenka, U. E. Kruse, and N. F. Ramsey. *Phys. Rev.* 91, 1165-7(1953).
- Y 83 Electron Capture in the Decay of Na-22. R. Sherr and R. H. Miller. *Phys. Rev.* 93, 1076-81(1954).
- Y 84 Electron-Gamma-Angular Correlation Measurements in Radioactive Decay. D. T. Stevenson and M. Deutsch. *Phys. Rev.* 83, 1202-7(1951).
- Y 85 Electronic Structure of F. Centers: Hyperfine Interactions in Electron Spin Resonance. A. F. Kip, C. Kittel, R. A. Levy, and A. M. Portis. *Phys. Rev.* 91, 1066-71(1953).
- Y 86 Energy Dependence of (n, 2n) Reactions in Ni-58, Cu-63, and Tl-203, from 11 to 19 Mev. H. C. Martin and B. C. Diven. *Phys. Rev.* 86, 565-7(1952).
- Y 87 Energy Level at 31-Kev in Al-28 from Al-27 (d,p) Al-28 Reaction. H. Enge, W. W. Buechner, A. Sperduto, and D. M. Van Patter. *Phys. Rev.* 83, 31-3(1951).
- Y 88 Energy Levels in Li-7. H. E. Gove and J. A. Harvey. *Phys. Rev.* 82, 658-63(1951).
- Y 89 The Energy Levels of Be-10. K. B. Rhodes and J. N. McGruer. *Phys. Rev.* 92, 1328-9(1953).
- Y 90 Energy Levels of B-11 from the B-10 (d,p) B-11 Reaction. D. M. Van Patter, W. W. Buechner and A. Sperduto. *Phys. Rev.* 82, 248-57(1951).
- Y 91 Energy Levels in Po-210. J. W. Mihelich, A. W. Schardt, and E. Segre. *Phys. Rev.* 95, 1508-16.
- Y 92 Energy Levels and Wavelengths of the Isotopes of Mercury 198 and 202. K. Burns and K. B. Adams. *J. Opt. Soc. Amer.* 42, 56-9(1952).
- Y 93 Energy Levels and Wavelengths of the Isotopes of Mercury 199 and 200. K. Burns and K. B. Adams. *J. Opt. Soc. Amer.* 42, No. 10, 716-21(1952).
- Y 94 The Energy of the Metastable State of Ba-135. W. H. Cuffey and R. Canada. *Phys. Rev.* 83, 654(1951).
- Y 95 Europium 147, 148, 149, and 150. R. C. Mack, J. J. Neuer, and M. L. Pool. *Phys. Rev.* 91, 497(1953).

- Y 96 Evidence for the Formation of Ce-139 by an n- γ Reaction. A. J. Moses and D. S. Martin, Jr. *Phys. Rev.* 79, 467-9(1950).
- Y 97 Evidence of a Mixed E1 + M2 Transition and the Angular Momenta of the Sr88 Levels. R. M. Steffen. *Phys. Rev.* 90, 321-2(1953).
- Y 98 The Evidence of the Once-Forbidden Spectra for the Law of β -Decay. H. M. Mahmoud and E. J. Konopinski. *Phys. Rev.* 88, 1266-75(1952).
- Y 99 Excitation Functions for Deuterons and Protons on Mg. F. O. Bartell and S. Softky. *Phys. Rev.* 84, 463-5(1951).
- Y 100 Excitation Functions for Proton-Induced Reactions with Copper. J. W. Meadows. *Phys. Rev.* 91, 885-9(1953).
- Y 101 Excited Levels in Ti-48. M. M. Miller. *Phys. Rev.* 88, 516-7(1952).
- Y 102 Excited States in B-10 and Be-8. T. W. Bonner and C. F. Cook. *Phys. Rev.* 96, 122-5(1954).
- Y 103 Excited States of B-11 and B-12 from the Reactions B-10(d,p)B-11 and B-11(d,p)B-12. M. M. Elkind. *Phys. Rev.* 92, 127-33(1953).
- Y 104 Excited States of Even-Even Nuclei. G. Scharff-Goldhaber. *Phys. Rev.* 90, 587-602(1953).
- Y 105 Excited States of K-40. W. W. Buechner, A. Sperduto, C. P. Browne and C. K. Bockelman. *Phys. Rev.* 91, 1502-4(1953).
- Y 106 Excited States of Si-29 from an Investigation of the P-31(d, α)Si-29 and Si-28(d,p)Si-29 Reactions. P. M. Endt, D. M. Van Patter, W. W. Buechner, and A. Sperduto. *Phys. Rev.* 83, 491-4(1951).
- Y 107 Experimental Evidence for the Fermi Interaction in the Decay of O-14 and C-10. R. Sherr and J. B. Gerhart. *Phys. Rev.* 91, 909-14(1953).
- Y 108 Experimental Evidence for Orbital Electron Emission Accompanying Beta-Decay. J. A. Bruner. *Phys. Rev.* 84, 282-8(1951).
- Y 109 An Experimental Investigation of the Nuclear Magnetic Moments of D-2 and H-1. G. Lindstrom. *Phys. Rev.* 78, 817-8(1950).
- Y 110 The First Excited State of Be-7 from the Li-7(p,n)Be-7 Reaction. H. B. Willard and W. M. Preston. *Phys. Rev.* 81, 480-1(1951).
- Y 111 First-Forbidden Beta-Spectra and the Beta-Spectrum of Sr-90-Y-90. L. J. Laslett, E. N. Jensen, and A. Paskin. *Phys. Rev.* 79, 412(1950).
- Y 112 Forbidden Beta-Spectra of Sb-124 and I-124. L. M. Langer. *Phys. Rev.* 84, 1059(1951).
- Y 113 Formation of He-6 by 14-Mev Neutron Bombardment of Li and Be. M. E. Battat and F. L. Ribe. *Phys. Rev.* 89, 80-3(1953).
- Y 114 Further Investigation of the Radioactivity of Sb-124. L. M. Langer, R. D. Moffat and H. C. Price, Jr. *Phys. Rev.* 79, 808-12(1950).
- Y 115 Gamma-Coincident Beta-Spectra of I-131. B. H. Ketelle, A. R. Brosi, and R. A. Dandl. *Phys. Rev.* 84, 585-6(1951).
- Y 116 Gamma Radiation Following Decay of I-131. H. C. Hoyt and J. W. M. DuMond. *Phys. Rev.* 91, 1027(1953).
- Y 117 Gamma-Radiation from Pb-206. D. E. Alburger and G. Friedlander. *Phys. Rev.* 81, 523-6(1951).
- Y 118 Gamma-Radiations from 36.5 hr Rh-105. G. E. Boyd. *Phys. Rev.* 86, 578(1952).
- Y 119 Gamma-Radiations from Zr-95 and Nb-95. C. E. Mandeville, E. Shapiro, R. I. Mendenhall, E. R. Zucker, and G. L. Conklin. *Phys. Rev.* 89, 559-61(1953).
- Y 120 The Gamma-Ray Spectrum of Ba-131. E. L. Zimmerman, F. B. Dale, D. G. Thomas and J. D. Kurbatov. *Phys. Rev.* 80, 908-9(1950).
- Y 121 Gamma-Ray Spectrum from the Deuteron Bombardment of C-13. L. M. Baggett and S. J. Bame, Jr. *Phys. Rev.* 84, 154(1951).
- Y 122 Gamma-Ray Spectra Following the Decay of Br-82, Sb-124, and I-131. D. C. Lu, W. H. Kelly, and M. L. Wiedenbeck. *Phys. Rev.* 95, 1533-5(1954).
- Y 123 Gamma-Rays from C-12+D-2. R. J. Mackin, Jr. *Phys. Rev.* 92, 529(1953).
- Y 124 Gamma-Rays in the Decay of Ba-131. W. Payne and M. Goodrich. *Phys. Rev.* 91, 497(1953).
- Y 125 Gamma-Rays and Nuclear Levels Associated with Radioisotopes of Europium, Erbium, and Cerium. H. B. Keller and J. M. Cork. *Phys. Rev.* 84, 1079-83(1951).
- Y 126 Gamma-Rays from Sn-125. C. E. Mandeville, E. Shapiro, R. I. Mendenhall, E. R. Zucker, and G. L. Conklin. *Phys. Rev.* 88, 554-5(1952).
- Y 127 Gamma-Rays of Ag-105 and Ag-106. J. Y. Mei, C. M. Huddleston, and A. C. G. Mitchell. *Phys. Rev.* 79, 1010(1950).
- Y 128 Gamma-Transitions in the Disintegration of Cerium-144. W. S. Emmerich, G. John and J. D. Kurbatov. *Phys. Rev.* 82, 968(1951).
- Y 129 Au-198 Decay. A. R. Brosi, B. H. Ketelle, H. Zeldes and E. Fairstein. *Phys. Rev.* 84, 586(1951).
- Y 130 The Ground-State Parity of N-14. D. A. Bromley. *Phys. Rev.* 88, 565-70(1952).
- Y 131 The Half-Life of Carbon-14. G. G. Manov, and L. F. Curtiss. *J. Research Natl. Bur. Standards* 56, 328-33(1951).
- Y 132 The Half-Life of Carbon Fourteen and a Comparison of Gas Phase Counter Methods. W. W. Miller, R. Ballentine, W. Bernstein, L. Friedman, A. O. Nier, and R. D. Evans. *Phys. Rev.* 77, 714-5(1950).
- Y 133 Half-Life Determination of Po-210 by Alpha Counting. M. L. Curtis. *Phys. Rev.* 92, 1489(1953).
- Y 134 Half-Life of Fe-55 and Co-60. G. L. Brownell and C. J. Maletskos. *Phys. Rev.* 80, 1102-3(1950).

- Y 135 The Half-Life of Lanthanum 140. H. W. Kirby and M. L. Salutsky. *Phys. Rev.* 93, 1051-2(1954).
- Y 136 Half-Life of the Long-Lived Tc-99. S. Fried, A. H. Jaffey, N. F. Hall, and L. E. Glendenin. *Phys. Rev.* 81, 741-7(1951).
- Y 137 The Half-Life of Thallium 204. G. Harbottle. *Phys. Rev.* 91, 1234(1953).
- Y 138 Half-Life of Thallium 204. D. L. Horrocks and A. F. Voigt. *Phys. Rev.* 95, 1205(1954).
- Y 139 The Half-Life of Yttrium 90. A. Chetham-Strode, Jr., and E. M. Kinderman. *Phys. Rev.* 93, 1029(1954).
- Y 140 Half-Lives of Cu-66, Cu-64, Fe-59, and Ce-144. R. P. Schuman and A. Camilli. *Phys. Rev.* 84, 158-9(1951).
- Y 141 A High Energy γ -Ray Line in the Spectrum of Mg-24. L. E. Beghian, G. R. Bishop, and H. Halban. *Phys. Rev.* 83, 186-7(1951).
- Y 142 Hydrogen Peroxide Formation by Cobalt Gamma-Radiation. T. J. Sworski. *J. Chem. Phys.* 21, 375-6(1953).
- Y 143 On the Hyperfine Structure of Hydrogen and Deuterium. F. E. Low and E. E. Salpeter. *Phys. Rev.* 83, 478(1951).
- Y 144 Influence of the Chemical State on the Lifetime of an Isomer. K. T. Bainbridge and M. Goldhaber. *Phys. Rev.* 84, 1260-1(1951).
- Y 145 Interaction between D-2 and He-3 in the Neighborhood of the 18.6-Mev. Level of Li-5. G. Freier and H. Holmgren. *Phys. Rev.* 93, 825-6(1954).
- Y 146 The Interaction of 14-Mev Neutrons with Protons and Deutrons. J. C. Allred, A. H. Armstrong and L. Rosen. *Phys. Rev.* 91, 90-9(1953).
- Y 147 The Internal Conversion Coefficients of Nb-95, Zn-65, and Se-46. E. F. Sturcken, Z. O'Friel, and A. H. Weber. *Phys. Rev.* 93, 1053-6(1954).
- Y 148 Internal Conversion and Directional Angular Correlation of the Bi-207 Gammas. F. K. McGowan and E. C. Campbell. *Phys. Rev.* 92, 523-4(1953).
- Y 149 Internal Conversion Electron-Gamma Directional Angular Correlation of Bi-207. F. K. McGowan. *Phys. Rev.* 92, 524-5(1953).
- Y 150 Internal Conversion in Ni-60. M. Deutsch and S. Kai. *Phys. Rev.* 77, 680-1(1950).
- Y 151 Interpretation of Beta-Spectra from Thick Sources. L. Feldman and C. S. Wu. *Phys. Rev.* 76, 697-8(1949).
- Y 152 An Investigation of Alpha-particle Groups from Al-27 (d, α) Mg-25. E. C. Toops, M. B. Sampson, and F. E. Steigert. *Phys. Rev.* 85, 280-3(1952).
- Y 153 Investigations of the Capture of Protons and Deutrons by Deutrons. W. A. Fowler, C. C. Lauritsen, and A. V. Tollestrup. *Phys. Rev.* 76, 1767-8(1949).
- Y 154 Isomeric State of Y-89 and the Decay of Zr-89. M. Goldhaber, E. D. Mateosian, G. Scharff-Goldhaber, and A. W. Sunyar. *Phys. Rev.* 83, 661-2(1951).
- Y 155 The Isotope Effect in Superconductivity. I. Mercury. C. A. Reynolds, B. Serin, and L. B. Nesbitt. *Phys. Rev.* 84, 691-4(1951).
- Y 156 The Isotope Effect in Superconductivity. II. Tin and Lead. B. Serin, C. A. Reynolds, and 'Lohman. *Phys. Rev.* 86, 162-4(1952).
- Y 157 Isotope Shift in Neutral Oxygen. L. W. Parker and J. R. Holmes. *J. Opt. Soc. Amer.* 43, 103-9(1953).
- Y 158 Isotope Shift in the 58-Ce II Spectrum. H. Arroc. *Phys. Rev.* 93, 94(1954).
- Y 159 Isotope Shifts in Enhanced Samarium Isotopes. D. D. Smith and J. R. McNally, Jr. *J. Opt. Soc. Amer.* 40, 878(1950).
- Y 160 The Isotopic Weight of Helium. K. T. Bainbridge. *Phys. Rev.* 81, 146-7(1951).
- Y 161 K-Auger Electrons, Positrons, and Conversion Electrons of Zn-65 Above 5 kev. J. F. Perkins and S. K. Haynes. *Phys. Rev.* 92, 687-93(1953).
- Y 162 The L to K Capture Ratio and Disintegration Energy of Sn-113. D. A. Thomas, S. K. Haynes, C. D. Broyles, and H. C. Thomas. *Phys. Rev.* 82, 961-2(1951).
- Y 163 The Lamb Shift for Hydrogen and Deuterium. E. E. Salpeter. *Phys. Rev.* 89, 92-7(1953).
- Y 164 Large-Angle Scattering of Co-60 Gamma Rays. T. D. Strickler. *Phys. Rev.* 92, 923-6(1953).
- Y 165 Levels of Al-25 from the Mg-24 (d, n) Al-25 reaction. E. Goldberg. *Phys. Rev.* 89, 760-5(1953).
- Y 166 The Low States of Li-7. R. Avery and C. H. Blanchard. *Phys. Rev.* 78, 704-10(1950).
- Y 167 Lower Limit for the Lifetime of the 665-kev Excited State of Mo-97. F. R. Metzger and W. B. Todd. *Phys. Rev.* 91, 1286-7(1953).
- Y 168 Measure of K-Shell Internal Conversion Coefficients with a Coincidence Scintillation Spectrometer. F. K. McGowan. *Phys. Rev.* 93, 163-72(1954).
- Y 169 The Measurement and Interpretation of the K Auger Intensities of Sn-113, Cs-137, and Au-198. C. D. Broyles, D. A. Thomas, and S. K. Haynes. *Phys. Rev.* 89, 715-24(1953).
- Y 170 Metastable States of Ge-73. J. P. Welker, A. W. Schardt, G. Friedlander, and J. J. Howland, Jr., *Phys. Rev.* 92, 401-5(1953).
- Y 171 Mo K and U L₁ X-Ray Transitions from Separated Isotopes. G. L. Rogosa and G. Schwarz. *Phys. Rev.* 92, 1434-7(1953).
- Y 172 The Natural Radioactivity of In-115. E. A. Martell and W. F. Libby. *Phys. Rev.* 80, 977-82(1950).
- Y 173 Nuclear Resonance Fluorescence in Hg-198 and the Lifetime of the 411-kev Excited State of Hg-198. F. R. Metzger and W. B. Todd. *Phys. Rev.* 95, 853-4(1954).
- Y 174 Neutron Absorption and Scattering by Hafnium. L. M. Bollinger. S. P. Harris, C. T. Hibdon

- and C. O. Muehlhause. *Phys. Rev.* **92**, 1527-31(1953).
- Y 175 Neutron Capture Cross Sections for Production of Sc-46 and Sr-85. W. S. Lyon. *Phys. Rev.* **89**, 1307(1953).
- Y 176 Neutron Capture in the Separated Isotopes of Platinum. J. M. Cork, M. K. Brice, L. C. Schmid, G. D. Hickman, and H. Nine. *Phys. Rev.* **94**, 1218-21(1954).
- Y 177 Neutron Deficient Europium and Gadolinium Isotopes. R. W. Hoff, J. O. Rasmussen, and S. G. Thompson. *Phys. Rev.* **83**, 1068-9(1951).
- Y 178 Neutron Groups from the Reaction Li-7 (p, n) Be-7. B. Hamerhesh and V. Hummel. *Phys. Rev.* **78**, 73-4(1950).
- Y 179 The Neutron Spectrum from the O-18 (d, n)F-19 Reaction. R. L. Seale. *Phys. Rev.* **92**, 389-90(1953).
- Y 180 Neutron Thresholds in Light Elements. E. B. Tucker. *Phys. Rev.* **83**, 473-4(1951).
- Y 181 The Neutrons from the Disintegration of C-13 by Deuterons. C. E. Mandeville and C. P. Swann. *Phys. Rev.* **79**, 787-8(1950).
- Y 182 The New State in Li-7 at Low Bombarding Energy. R. W. Gelinas, C. M. Class, and S. S. Hanna. *Phys. Rev.* **83**, 1260-1(1951).
- Y 183 Nuclear Configurations Inferred from High-Energy Pickup-Deuteron Distributions. W. Selove. *Phys. Rev.* **92**, 1328(1953).
- Y 184 Nuclear Energy Level for Some Long-Lived Isotopes. J. M. Cork. *Nucleonics* **7**, No. 5 24-33(1950).
- Y 185 Nuclear Energy Levels in the Region of the 28-Neutron Shell. G. F. Pieper. *Phys. Rev.* **88**, 1299-1305(1952).
- Y 186 Nuclear Excitation Functions Se-82(d,2n)Br-82 and Br-81(d,p)Br-82. J. A. Miskel and A. C. Wahl. *Phys. Rev.* **84**, 700-2(1951).
- Y 187 Nuclear Gyromagnetic Ratios. IV. Y. Ting and D. Williams. *Phys. Rev.* **89**, 595-6(1953).
- Y 188 Nuclear Isomerism and Shell Structure. M. Goldhaber and R. D. Hill. *Rev. Modern Phys.* **24**, 179-235(1952).
- Y 189 Nuclear Isomers of Ba-133 and Ba-135. R. D. Hill and F. R. Metzger. *Phys. Rev.* **83**, 455(1951).
- Y 190 Nuclear Levels Associated with Zirconium 95 and Niobium 95. J. M. Cork, J. M. LeBlanc, D. W. Martin, W. H. Nester, and M. K. Price. *Phys. Rev.* **90**, 579-81(1953).
- Y 191 Nuclear Levels in Cs-131. J. M. Cork, J. M. LeBlanc, W. H. Nester and M. K. Brice. *Phys. Rev.* **91**, 76-7(1953).
- Y 192 The Nuclear Magnetic Moment of Cr-53 and Sr-87. C. D. Jeffries and P. B. Sogo. *Phys. Rev.* **91**, 1286(1953).
- Y 193 The Nuclear Magnetic Moment of S-35 by Microwave Spectroscopy. B. F. Burke, M. W. P. Strandberg, V. W. Cohen, and W. S. Koski. *Phys. Rev.* **93**, 193-4(1954).
- Y 194 The Nuclear Magnetic Moment of Te-99. H. Walchli, R. Livingston, and W. J. Martin. *Phys. Rev.* **85**, 479(1952).
- Y 195 On the Nuclear Magnetic Moments of Several Stable Isotopes. W. G. Proctor and F. C. Yu. *Phys. Rev.* **81**, 20-30(1951).
- Y 196 Nuclear Magnetic Resonance Measurements of Selenium. H. E. Walchli. *Phys. Rev.* **90**, 331-2(1953).
- Y 197 The Nuclear Magnetic Resonance of Titanium and Arsenic. C. D. Jeffries, H. Loeliger and H. H. Staub. *Phys. Rev.* **85**, 478-9(1952).
- Y 198 The Nuclear Moments of Se-79. W. A. Hardy, G. Silvey, C. H. Townes, B. F. Burke, M. W. P. Strandberg, G. W. Parker, and V. W. Cohen. *Phys. Rev.* **92**, 1532-7(1953).
- Y 199 The Nuclear Moments of Technetium 99. K. G. Kessler and R. E. Trees. *Phys. Rev.* **92**, 303-7(1953).
- Y 200 Nuclear Quadrupole Resonance in Rhombic Sulfur and the Quadrupole Moments of S-33 and S-35. H. G. Dehmelt. *Phys. Rev.* **91**, 313-4(1953).
- Y 201 Nuclear Radiofrequency Spectra of D₂ and H₂ in Intermediate and Strong Magnetic Fields. N. J. Harrick, R. G. Barnes, P. J. Bray, and N. F. Ramsey. *Phys. Rev.* **90**, 260-6(1953).
- Y 202 Nuclear Radiofrequency Spectra of H₂ and D₂ in High and Low Magnetic Fields. H. G. Kolsky, T. E. Phipps, Jr., N. F. Ramsey, and H. B. Silsbee. *Phys. Rev.* **87**, 395-403(1952).
- Y 203 Nuclear Reaction Determination of the Sn-124-Te-124 Mass Difference. N. S. Wall. *Phys. Rev.* **92**, 1526(1953).
- Y 204 Nuclear Reaction Energies. D. M. VanPatter, A. Sperduto, P. M. Endt, W. W. Buechner, and H. A. Enge. *Phys. Rev.* **85**, 142-3(1952).
- Y 205 The Nuclear Spectra of Ce-144 and Pr-144. W. S. Emmerich, W. J. Auth, and J. D. Kurbatov. *Phys. Rev.* **94**, No. 1, 110-12(1954).
- Y 206 Nuclear Spectroscopy of Ba-131 and Cs-131. R. Canada and A. C. G. Mitchell. *Phys. Rev.* **83**, 76-9(1951).
- Y 207 The Nuclear Spin and Quadrupole Moment of I-131. R. Livingston, B. M. Benjamin, J. T. Cox, and W. Gordy. *Phys. Rev.* **92**, 1271-2(1953).
- Y 208 Nuclear Spins and Band Spectra of the Selenium Isotopes. S. P. Davis. *Phys. Rev.* **93**, 159-62(1954).
- Y 209 The Nuclide P-33 and the P-32 Spectrum. R. K. Sheline, R. B. Holtzman, and Chang-Yun Fan. *Phys. Rev.* **83**, 919-23(1951).
- Y 210 On the Spin and Beta-Spectrum of Cl-36. C. Longmire, C. S. Wu and C. H. Townes. *Phys. Rev.* **76**, 695-6(1949).
- Y 211 Spins and Hyperfine Splittings of Ag-111 and Cu-64. A. Lemonick and F. M. Pipkin. *Phys. Rev.* **95**, 1356-7(1954).

- Y 212 The Photodisintegration Cross Section of Beryllium at 2.185 Mev. B. Hamermesh and C. Kimball. *Phys. Rev.* 90, 1063-5(1953).
- Y 213 The Photodisintegration Cross Section of the Deuteron. S. A. Colgate. *Phys. Rev.* 83, 1262-3(1951).
- Y 214 Photodisintegration of the Deuteron at 20 Mev. J. Halpern and E. V. Weinstock. *Phys. Rev.* 91, 934-9(1953).
- Y 215 Photomeson Production from Deuterium. I. L. Lebow, B. T. Feld, D. H. Frisch, and L. S. Osborne. *Phys. Rev.* 85, 681-2(1952).
- Y 216 Photo-Production of N-17. W. E. Stephens, J. Halpern, and R. Sher. *Phys. Rev.* 82, 511-4(1951).
- Y 217 Photoprotons from Mo-100 and Mo-92. W. A. Butler and G. M. Almy. *Phys. Rev.* 91, 58-65(1953).
- Y 218 Polarizability of the Deuteron. N. F. Ramsey, B. J. Malenka, and U. E. Kruse. *Phys. Rev.* 91, 1162-4(1953).
- Y 219 Possible Natural Radioactivity of Neodymium. G. I. Mulholland and T. P. Kohman. *Phys. Rev.* 85, 144-5(1952).
- Y 220 A Precise Determination of the Half-Life and Average Energy of Tritium Decay. G. H. Jenks, F. H. Sweeton, and J. A. Ghormley. *Phys. Rev.* 80, 990-5(1950).
- Y 221 Precise Determination of the Magnetic Moment of the Deuteron. B. Smaller. *Phys. Rev.* 83, 812-20(1951).
- Y 222 Production of Iodine 132. L. G. Stanf, Jr., W. D. Tucker, H. O. Banks, Jr., R. F. Doering, and T. H. Mills. *Nucleonics* 12, No. 8, 22-4(1954).
- Y 223 Proton Bombardment of the Lithium Isotopes. S. Bashkin and H. T. Richards. *Phys. Rev.* 84, 1124-9(1951).
- Y 224 Proton Triton Interaction. J. S. McIntosh, R. L. Gluckstern, and S. Sack. *Phys. Rev.* 88, 752(1952).
- Y 225 Protons from the Deuteron Bombardment of Kr-84 and Kr-86. G. W. Wheeler, R. B. Schwartz, and W. W. Watson. *Phys. Rev.* 92, 121-3(1953).
- Y 226 Quadrupole Radiation in nD Capture. N. Austern. *Phys. Rev.* 85, 147(1952).
- Y 227 Radiation from Antimony 122. J. M. Cork, M. K. Brice, G. D. Hickman, and L. C. Schmid. *Phys. Rev.* 93, 1059-61(1954).
- Y 228 Radiations from Arsenic 77 and Germanium 71. B. L. Saraf, J. Varma and C. E. Mandeville. *Phys. Rev.* 91, 1216-8(1953).
- Y 229 The Radiations from Hafnium. S. B. Burson, K. W. Blair, H. B. Keller, and S. Wexler. *Phys. Rev.* 83, 62-8(1951).
- Y 230 Radiations from Mo-99 and Tc-99. M. E. Bunker and R. Canada. *Phys. Rev.* 80, 961-5(1950).
- Y 231 Radiations from Rb-86 and Rb 86m. R. B. Schwartz, M. L. Perlman, and W. Bernstein. *Phys. Rev.* 91, 883-4(1953).
- Y 232 Radiations from Selenium 75. E. N. Jensen, L. J. Laslett, D. S. Martin, Jr., F. J. Hughes, and W. W. Pratt. *Phys. Rev.* 90, 557-63(1953).
- Y 233 Radiations from Zr-95. P. S. Mittelman. *Phys. Rev.* 91, 484(1953).
- Y 234 Radiations from Zr-97 and Nb-97. C. E. Mandeville, E. Shapiro, R. I. Mendenhall, E. R. Zucker, and G. L. Conklin. *J. Franklin Inst.* 254, 381-9(1952).
- Y 235 Radiations of Ce-143. W. H. Burgus. *Phys. Rev.* 88, 1129-32(1952).
- Y 236 The Radiations of 64Gd-159 (18 hr) and 64Gd-161 (3.7 min). W. C. Jordan, J. M. Cork, and S. B. Burson. *Phys. Rev.* 92, 315-8(1953).
- Y 237 The Radiations of Lanthanum 140. C. L. Peacock, J. F. Quinn, and A. W. Oser, Jr. *Phys. Rev.* 94, 372-3(1954).
- Y 238 Radiations of Nd-147. W. S. Emmerich and J. D. Kurbatov. *Phys. Rev.* 81, 1062(1951).
- Y 239 Radiations of Rh-99, Rh-101, Rh-105, and Ru-105. C. L. Seoville, S. C. Fultz, and M. L. Pool. *Phys. Rev.* 85, 1046(1952).
- Y 240 Radiations of Ag-110. M. Goodrich. *Phys. Rev.* 82, 759-60(1951).
- Y 241 The Radiations of Tl-199 and Tl-200. H. I. Israel and R. G. Wilkinson. *Phys. Rev.* 83, 1051(1951).
- Y 242 Radiative Capture of Thermal Neutrons by Li-7. R. G. Thomas. *Phys. Rev.* 84, 1061-2(1951).
- Y 243 Radiative Electron Capture in Fe-55. L. Madansky and F. Rasetti. *Phys. Rev.* 94, 407-8(1954).
- Y 244 Radiative Electron Capture of Fe-55, A-37, and Ni-59. W. S. Emmerich, S. E. Singer, and J. D. Kurbatov. *Phys. Rev.* 94, 113-6(1954).
- Y 245 The Radioactive Decay of Barium 131. J. M. Cork, J. M. LeBlanc, W. H. Nester, and M. K. Brice. *Phys. Rev.* 91, 497(1953).
- Y 246 The Radioactive Decay of Calcium 47. J. M. Cork, J. M. LeBlanc, M. K. Brice, and W. H. Nester. *Phys. Rev.* 92, 367-9(1953).
- Y 247 Radioactive Decay of Cs-137. M. A. Waggoner. *Phys. Rev.* 82, 906-9(1951).
- Y 248 The Radioactive Decay of Hg-197 and Hg-203. J. M. Cork, D. W. Martin, J. M. LeBlanc, and C. E. Branyan. *Phys. Rev.* 85, 386-7(1952).
- Y 249 The Radioactive Decay of Tungsten 181. J. M. Cork, W. H. Nester, J. M. LeBlanc, and M. K. Brice. *Phys. Rev.* 92, 119-20(1953).
- Y 250 The Radioactive Decay of Tungsten 187. J. M. Cork, M. K. Brice, W. H. Nester, J. M. LeBlanc, and D. W. Martin. *Phys. Rev.* 89, 1291-2(1953).
- Y 251 Radioactive Europium 150 and Gadolinium 150. R. C. Mack, J. J. Neuer, and M. L. Pool. *Phys. Rev.* 91, 903-4(1953).
- Y 252 Radioactive I-122. J. N. Young, M. L. Pool, and D. N. Kundu. *Phys. Rev.* 83, 1060-1(1951).

- Y 253 Radioactive Hg-203 and Hg-205. W. S. Lyon. *Phys. Rev.* 82, 276(1951).
- Y 254 Radioactive Pm-148 and Pm-150. J. K. Long and M. L. Pool. *Phys. Rev.* 85, 137(1952).
- Y 255 Radioactivity of Cerium. R. D. Hill. *Phys. Rev.* 82, 449(1951).
- Y 256 Radioactivity of Chlorine 36. C. S. Wu, C. H. Townes and L. Feldman. *Phys. Rev.* 76, 692-3(1949).
- Y 257 Radioactivity of Scandium 43. J. R. Haskins, J. E. Duval, L. S. Cheng, and J. D. Kurbatov. *Phys. Rev.* 88, 876(1952).
- Y 258 Radioactivity of Ag-111, Cd-111, In-111, and Sn-111. C. L. McGinnis. *Phys. Rev.* 81, 734-40(1951).
- Y 259 Radioactivity of Sm-153 and Eu-155. M. R. Lee and R. Katz. *Phys. Rev.* 93, 155-9(1954).
- U 260 Radiochemical Studies on the Fission of Th-232 with Li+D Neutrons. A. Turkevich, J. B. Niday, and A. Tompkins. *Phys. Rev.* 89, 552-5(1953).
- Y 261 Radioisotopes of Bromine. S. C. Fultz and M. L. Pool. *Phys. Rev.* 86, 347-50(1952).
- Y 262 The Reaction C-14 (p, n)N-14. Excited States in N-15. W. D. Roseborough, J. J. G. McCue, W. M. Preston, and C. Goodman. *Phys. Rev.* 83, 1133-6 (1951).
- Y 263 The Reaction Energies of Light Nuclei from Magnetic Analysis. E. N. Strait, D. M. Van Patter, W. W. Buechner, and A. Sperduto. *Phys. Rev.* 81, 747-60(1951).
- Y 264 The Reaction Energies of Ne-21 (d, α) F-19 and Ne-21 (d, p) Ne-22 from Magnetic Analysis. C. Mileikowsky and W. Whaling. *Phys. Rev.* 88, 1254-7(1952).
- Y 265 The Reaction Li-6 (t, p) Li-8. C. D. Moak, W. M. Good, and W. E. Kunz. *Phys. Rev.* 85, 928(1952).
- Y 266 The (p, n) Reaction on Separated Isotopes of Chromium. J. A. Lovington, J. J. G. McCue, and W. M. Preston. *Phys. Rev.* 85, 585-9(1952).
- Y 267 The Reactions T(p, n) He-3 and T(p, β) He-4. H. B. Willard, J. K. Bair, and J. D. Kington. *Phys. Rev.* 90, 865-7(1953).
- Y 268 The Relative Probabilities and Absolute Cross Sections of the D-D Reactions. K. G. McNeill and G. M. Keyser. *Phys. Rev.* 81, 602-6(1951).
- Y 269 Scattering of Neutrons by Deuterons. R. K. Adair, A. Okazaki, and M. Walt. *Phys. Rev.* 89, 1165-70(1953).
- Y 270 Scintillation Study of As-77 and Br-77. M. E. Bunker, R. J. Prestwood, and J. W. Starnes. *Phys. Rev.* 91, 1021-2(1953).
- Y 271 Search for Anomalous Positively Charged Particles from P-32. G. W. McClure. *Phys. Rev.* 94, 1637-40(1954).
- Y 272 Search for Double Beta-Decay in Sn-124 and Zr-96. J. A. McCarthy. *Phys. Rev.* 90, 853-7(1953).
- Y 273 A Search for Emission of Electron Pairs from Nuclei. G. C. Phillips, D. B. Cowie, and N. P. Heydenburg. *Phys. Rev.* 83, 1049-50(1951).
- Y 274 The Second-Forbidden Beta Spectra of Co-60 and Se-46. G. L. Keister and F. H. Schmidt. *Phys. Rev.* 93, 140-5(1954).
- Y 275 Short-Lived Metastable States of W-182. A. W. Sunyar. *Phys. Rev.* 93, 1122-3(1954).
- Y 276 Sign of the Quadrupole Interaction of Li-6 in LiCl. P. Kusch. *Phys. Rev.* 92, 268-70(1953).
- Y 277 Slow Neutron Resonances in Europium. V. L. Sailor, H. H. Landon, and H. L. Foote, Jr. *Phys. Rev.* 93, 1292-6(1954).
- Y 278 Slow Neutron Scattering Cross Sections for Rare Earth Nuclides. W. C. Koehler and E. O. Wollan. *Phys. Rev.* 91, 597-9(1953).
- Y 279 Spectrum of C-14. C. S. Wu and A. Schwarzschild. *Phys. Rev.* 91, 483(1953).
- Y 280 The Spin and Magnetic Moment of Ti-47 and Ti-49 and the Magnetic Moment of Ge-73. C. D. Jeffries. *Phys. Rev.* 92, 1262-3(1953).
- Y 281 The Spin of O-18. S. L. Miller, A. Javan, and C. H. Townes. *Phys. Rev.* 82, 454-5(1951).
- Y 282 The Spin of Si-29 and Mass Ratios of the Stable Si Isotopes. R. L. White and C. H. Townes. *Phys. Rev.* 92, 1256-7(1953).
- Y 283 On the Spins of Li-6 and B-10. G. Racah and N. Zeldes. *Phys. Rev.* 79, 1012-3(1950).
- Y 284 Structural Investigations by Means of Nuclear Magnetism. I. Rigid Crystal Lattices. H. S. Gutowsky, G. B. Kistiakowsky, G. E. Pake, and E. M. Purcell. *J. Chem. Phys.* 17, 972-81(1949).
- Y 285 A Study of the H-3(d, n) He-4 Reaction. J. P. Connor, T. W. Bonner, and J. R. Smith. *Phys. Rev.* 88, 468-3(1952).
- Y 286 A Study of the H-3 + He-3 Reactions. C. D. Moak. *Phys. Rev.* 92, 383-8(1953).
- Y 287 Superconductivity of Isotopes of Mercury. C. A. Reynolds, B. Serin, W. H. Wright, and L. B. Nesbitt. *Phys. Rev.* 78, 487(1950).
- Y 288 Superconductivity of the Isotopes of Tin. E. Maxwell. *Phys. Rev.* 86, 235-42(1952).
- Y 289 Technetium Activities at Mass 97. G. E. Boyd. *Phys. Rev.* 95, 113-14(1954).
- Y 290 Technetium of Mass Number 98. J. K. Lacrohl, M. L. Pool, D. N. Kundu, and R. A. House. *Phys. Rev.* 92, 934(1953).
- Y 291 Total Cross Section of Nitrogen for Fast Neutrons. C. H. Johnson, B. Petree and R. K. Adair. *Phys. Rev.* 84, 775-8(1951).
- Y 292 On the Tritium HFS and the Anomalous Magnetic Moment of the Triton. E. N. Adams. *Phys. Rev.* 81, 1-7(1951).
- Y 293 Two-Step Isomeric Transition in Ba-133m (39 hr). R. D. Hill, G. Scharff-Goldhaber, and M. McKeown. *Phys. Rev.* 84, 382-3(1951).
- Y 294 An Upper Limit for Atomic Orbital Electron Ejection Accompanying K-Capture in Fe-55. F. T. Porter and H. P. Hotz. *Phys. Rev.* 89, 938-40(1953).

- Y 295 Upper Limits on the Neutrino Mass from the Tritium Beta Spectrum. D. R. Hamilton, W. P. Alford, and L. Gross. *Phys. Rev.* 92, 1521-5(1953).
- Y 296 Use of HD for Experiments on the Proton-Deuteron Magnetic Moment Ratio. N. F. Ramsey. *Phys. Rev.* 85, 688(1952).
- Y 297 Variations of Hydrogen Rotational Magnetic Moments with Rotational Quantum Number and with Isotopic Mass. R. G. Barnes, P. J. Bray, and N. F. Ramsey. *Phys. Rev.* 94, 893-902(1954).
- Y 298 Radiations of Neutron-Deficient Barium and Cesium Nuclides. R. W. Kink and E. O. Wiig. *Phys. Rev.* 91, 194(1953).
- Y 299 Radiations from Yb-169. D. S. Martin, Jr., E. N. Jensen, F. J. Hughes and R. T. Nichols. *Phys. Rev.* 83, 579(1951).
- Y 300 Radiative K-Capture in A-37. W. W. Watson, C. E. Anderson, and G. W. Wheeler. *Phys. Rev.* 87, 668-9(1952).
- Y 301 Radioactive Decay of Y-91. F. I. Boley and D. S. Dunavan. *Phys. Rev.* 90, 158(1953).
- Y 302 Radioactive Isotopes of Barium. R. W. Fink and D. H. Templeton. *J. Am. Chem. Soc.* 72, 2818(1950).
- Y 303 Radioactivity of Eu-152, 154. R. Katz and M. R. Lee. *Phys. Rev.* 85, 1038-9(1952).
- Y 304 Radioactivity of Ta-180. W. L. Bendel, H. N. Brown, and R. A. Becker. *Phys. Rev.* 81, 300A(1951).
- Y 305 Radioisotope P-33. R. T. Nichols and E. N. Jensen. *Phys. Rev.* 94, 369-71(1954).
- Y 306 Sur le rapport d'embranchement K/β^+ de 65-Zn. T. Yuasa. *Compt. rend.* 235, 266(1952). *Physica* 18, No. 12 (1952).
- Y 307 Sur le rayonnement du Cobalt 60. G. K. Duquesne et G. A. Renard. *Compt. rend.* 230, 693(1950).
- Y 308 Reactions of Cesium with 240-Mev Protons. R. W. Fink and E. O. Wiig. *Phys. Rev.* 94, 1357(1954).
- Y 309 Reactions of Cesium with Protons at 60, 80, 100, 150 and 240 Mev. R. W. Fink and E. O. Wiig. *Phys. Rev.* 96, 185(1954).
- Y 310 A Re-Investigation of the Double Beta Decay from Sn-124. D. L. Fireman and D. Schwarzer. *Phys. Rev.* 86, 451(1952).
- Y 311 The Second Transition in the Decay of Sn-119m. J. C. Bowe and P. Axel. *Phys. Rev.* 84, 939-43(1951); 85, 734A(1952).
- Y 312 Secondary Electron Spectrum of Pr-142. E. N. Jensen, L. J. Laslett, and D. J. Zaffarano. *Phys. Rev.* 86, 1047(1952).
- Y 313 Sixty Day Isomer of Columbium 91. J. Ovadia and P. Axel. *Phys. Rev.* 82, 332A(1951).
- Y 314 Le spectre β^+ et le rapport K/β^+ de 65-Zn. T. Yuasa. *Compt. rend.* 237, 1077(1953).
- Y 315 The Spin and Magnetic Moment of Ca-43. C. D. Jeffries. *Phys. Rev.* 90, 1130(1953).
- Y 316 Etude expérimentale de la double ionisation de la couche K du 55-Mn lors de la déintégration du 55-Fe par capture K. G. Charpak. *Compt. rend.* 237, 243(1953).
- Y 317 A Study of the H-3 + He-3 Reactions. C. D. Moak. *Phys. Rev.* 92, 383-8(1953).
- Y 318 Time-dependent Quadrupole Interaction in Angular Correlation of Nuclear Radiation I: Cd-111. P. B. Hemmig and R. M. Steffen. *Phys. Rev.* 92, 832(1953).
- Y 319 Total Cross Section of Li-6 for Neutrons. C. H. Johnson, H. B. Willard, and J. K. Bair. *Phys. Rev.* 96, 985-8(1954).
- Y 320 Total Cross Section of Nitrogen for Fast Neutrons. C. H. Johnson, B. Petree, and R. K. Adair. *Phys. Rev.* 84, 775-8(1951).
- Y 321 Total Cross Sections of Light Nuclei for p, T-Neutrons. C. K. Bockelman, D. W. Miller, R. K. Adair, and H. H. Barschall. *Phys. Rev.* 84, 69-75(1951).
- Y 322 Total Cross Sections of Rare Earths for Fast Neutrons. A. Okazaki, S. E. Darden and R. B. Walton. *Phys. Rev.* 93, 461-3(1954).
- Y 323 Total Fast Neutron Cross Sections of Co, Ga, Se, Cd, Te, Pt, Au, Hg and Th. M. Walt, R. L. Becker, A. Okazaki, and R. E. Fields. *Phys. Rev.* 89, 1271-2(1953).
- Y 324 Two-Step Cascades in Chlorine 36 and Cadmium 114 Neutron-Capture Gamma-Ray-Spectra. A. L. Recksiedler and B. Hamermesh. *Phys. Rev.* 96, 109-12(1954).
- Y 325 Yb-169. Radiations of Ytterbium 169. D. S. Martin, Jr., E. N. Jensen, F. J. Hughes, and R. T. Nichols. *Phys. Rev.* 82, 579(1951).
- Y 326 Absolute Cross Section versus Energy of the Cu-63 (γ, n) and Cu-63 ($\gamma, 2n$) Reactions. A. I. Berman and K. L. Brown. *Phys. Rev.* 96, 83-9(1954).
- Y 327 Additional Branch in the Decay Scheme of Zr-89m. F. J. Shore, H. N. Brown, W. L. Bendel, and R. A. Becker. *Phys. Rev.* 87, 202A(1952).
- Y 328 Angular Correlation of the Gamma-Rays of Cs-134. B. L. Robinson and L. Madansky. *Phys. Rev.* 84, 604(1951).
- Y 329 Anisotropic Gamma Radiation from Aligned Ce-141 Nuclei. E. Ambler, R. P. Hudson, and G. M. Temmer. *Phys. Rev.* 95, 625(1954).
- Y 330 Average Charge on the Daughter Atoms Produced in the Decay of A-37 and Xe-131m. M. L. Perlman and J. A. Miskel. *Phys. Rev.* 91, 899-902(1953).
- Y 331 Average Energy of β -Rays of P-32 and Ag-111. J. M. Brabant, L. W. Cochran, and R. S. Caswell. *Phys. Rev.* 91, 210(1953).
- Y 332 Band Spectra of the Selenium Isotopes. S. P. Davis and F. A. Jenkins. *Phys. Rev.* 83, 1269(L)(1951).
- Y 333 Beta-Decay of 7.5-Day Ag-111 to a 0.1-Microsecond Excited State of Cd-111. D. Engelkemeir. *Phys. Rev.* 82, 552-3(1951).

- Y 334 Beta-Spectra of Cerium 144 and Praseodymium 144. J. D. Kurbatov. *Phys. Rev.* 85, 487-9(1952).
- Y 335 Beta-Spectra of Co-56, Co-57 and Co-58. J. D. Kurbatov. *Phys. Rev.* 88, 887-9(1952).
- Y 336 The Beta Spectra of Re-186 and Re-187. D. Guss, L. Killion, and F. T. Porter. *Phys. Rev.* 95, 627(1954).
- Y 337 Beta-Spectrographic Investigation of Ru-103 and Rh-103m. A. J. Saur, P. Axel, L. G. Mann, and J. Ovadia. *Phys. Rev.* 79, 237A(1950).
- Y 338 Beta-Spectrum of As-77. E. N. Jensen, R. T. Nichols, and J. Clement. *Phys. Rev.* 81, 143(1951).
- Y 339 Beta Spectrum of Ce-144 and Pr-144. F. T. Porter and C. S. Cook. *Phys. Rev.* 85, 733(1952).
- Y 340 The Beta-Spectrum of Te-99. F. Wagner, Jr., and M. S. Freedman. *Bull. Am. Phys. Soc.* 27, 56-7(1954). *Phys. Rev.* 86, 631-2(1952).
- Y 341 The Branching Ratio in the Decay of Po-210. R. W. Hayward, D. D. Hoppes, and W. B. Mann. *J. Research Natl. Bur. Standards* 54, 47(1955).
- Y 342 Branching Ratio in Re-186. J. E. Robinson, C. E. Whittle, and P. S. Jastram. *Phys. Rev.* 91, 498(1953).
- Y 343 Bromine Isotopes Produced by Carbon Ion Bombardment of Copper. J. M. Hollander. *Phys. Rev.* 92, 518 (1953).
- Y 344 Capture Cross Sections for Fast Neutrons. R. L. Henckel and H. H. Barschall. *Phys. Rev.* 80, 145-9(1950).
- Y 345 Classification of the γ -Radiation of Hf-177. F. K. McGowan, E. D. Klema, and P. R. Bell. *Phys. Rev.* 85, 152(1952).
- Y 346 Completed: Beta Spectrum of Ce-144 and Pr-144. G. John, Cheng Ling Sheng, and J. D. Kurbatov. *Phys. Rev.* 85, 487-9(1952).
- Y 347 Cross-over Transition in Te-123. B. Hamermesh and V. Hummel. *Phys. Rev.* 84, 381-2 (1951).
- Y 348 The Decay of Cd-115 Isomers. R. W. Hayward. *Phys. Rev.* 87, 202(1952).
- Y 349 The Decay of Ho-166. A. W. Sunyar. *Phys. Rev.* 93, 1345(1954).
- Y 350 Decay of Re-186. F. R. Metzger and R. D. Hill. *Phys. Rev.* 81, 300A (1951); 82, 646-50(1951).
- Y 351 Decay Scheme of Co-56. J. D. Kurbatov. *Phys. Rev.* 95, 101-4(1954).
- Y 352 Decay Scheme of Pb-204m. V. E. Krohn and S. Raboy. *Phys. Rev.* 95, 1354-5(1954).
- Y 353 Decay of Sr-87m, Y-87m, and Y-87. L. G. Mann and P. Axel. *Phys. Rev.* 80, 759L (1950); 84, 221-30(1951).
- Y 354 The Decay of Ta 183. J. W. M. DuMond, H. C. Hoyt, P. E. Marmier, and J. J. Murray. *Phys. Rev.* 92, 202(1953).
- Y 355 Decay of Te-125m. J. C. Bowe and P. Axel. *Phys. Rev.* 85, 734A(1952). 85, 858-62(1952).
- Y 356 Delayed Gamma-Emission from Decay of C-15. E. L. Hudspeth, W. B. Rose, and N. P. Heydenburg. *Phys. Rev.* 85, 742(1952).
- Y 357 Disintegration of Boron by Fast Neutrons. B. Petree, C. H. Johnson, and D. W. Miller. *Phys. Rev.* 83, 1148-53(1951).
- Y 358 The Disintegration of Ce-144 and Pr-144. F. T. Porter and C. S. Cook. *Phys. Rev.* 87, 464-8(1952).
- Y 359 Disintegration of 70-Day Ir-192. W. W. Schoof and R. D. Hill. *Phys. Rev.* 83, 892A(1951).
- Y 360 Disintegration of Lanthanum 140. C. L. Peacock, J. Braud, A. Oser, and J. Quinn. *Phys. Rev.* 95, 804(1954).
- Y 361 Disintegration of Neon by Fast Neutrons. C. H. Johnson, C. K. Bockelman, and H. H. Barschall. *Phys. Rev.* 82, 117-8(1951).
- Y 362 On the Disintegration of Sr-85. M. Ter-Pogossian. *Phys. Rev.* 77, 743(1950).
- Y 363 Disintegration of Ta-180. Hugh N. Brown, W. L. Bendel, F. J. Shore, and R. A. Becker. *Phys. Rev.* 84, 292-5(1951).
- Y 364 Sur la desintegration de 204-Tl. T. Yuasa, Mme., J. Laberrigue-Frolow, et M. L. Feuvrais. *Compt. rend.* 238, 1500(1954). *J. Phys. Radium* 16, 39(1955).
- Y 365 Disintegration of 1.7 Year Cs-134. C. L. Peacock, J. Braud, A. Oser, and J. Quinn. *Phys. Rev.* 83, 484(1951).
- Y 366 The Doubtful Decay of Gold 198. P. S. Jastram, W. R. Konneker, and M. R. Cleland. *Phys. Rev.* 79, 243(1950).
- Y 367 The Dual Decay of the 50-d In-114 Isomer and Angular Momenta of the Excited States of Cd-114. R. M. Steffen. *Phys. Rev.* 83, 166(1951).
- Y 368 The Emission of L X-Rays of Lead in Po-210 Decay. W. Rubinson and W. Bernstein. *Phys. Rev.* 86, 545(1952).
- Y 369 Energy Levels in Be-8 from the Reaction Li-6 (He-3,p)Be-8. W. E. Kunz, C. D. Moak, and W. M. Good. *Phys. Rev.* 91, 676(1953).
- Y 370 Energy Levels of B-10. F. Ajzenberg. *Phys. Rev.* 82, 43(1951).
- Y 371 Energy Levels in B-11 from the B-10 (d,p)B-11 Reaction. W. W. Buechner and D. M. Van Patter. *Phys. Rev.* 79, 240(1950).
- Y 372 Energy Levels of B-11 and B-12 by (d,p) Reactions. M. M. Elkind and A. Sperduto. *Phys. Rev.* 28, 39(1953).
- Y 373 Energy Levels in 66 Dy-160. V. Keshishian, H. W. Kruse, R. J. Klotz, and C. M. Fowler. *Phys. Rev.* 96, 1050-2(1954).
- Y 374 Energy Levels of Ti-48 from the Decay of Sc-48. H. Casson, L. S. Goodman and V. E. Krohn. *Phys. Rev.* 92, 1527-31(1953).
- Y 375 Excitation Curve for C-14 (d,p)C-15. J. A. Rickard, E. L. Hudspeth, and W. W. Glendenin. *Phys. Rev.* 96, 1272(1954).

- Y 376 Excitation Function and Q-Value for C-14 (d,p)C-15. J. A. Rickard and E. L. Hudspeth. *Phys. Rev.* 94, 806(1954).
- Y 377 The Fluorescence Efficiencies of Some Crystals for Electrons and Heavy Particles. W. K. Jentschke, F. S. Eby, C. J. Taylor, M. E. Remley, and P. G. Kruger. *Phys. Rev.* 83, 170 1L(1951).
- Y 378 Formation of the Long-Lived Bi-210 Isomer. D. J. Hugher and H. Pelevsky. *Phys. Rev.* 92, 1260-10(1953).
- Y 379 Gamma-Gamma Angular Correlation in Cd-114. E. D. Klema and F. K. McGowan. *Phys. Rev.* 87, 524(1952).
- Y 380 Gamma-Gamma Angular Correlation in Ni-60. E. D. Klema and F. K. McGowan. *Phys. Rev.* 91, 616(1953).
- Y 381 Gamma-Gamma Angular Correlation in Pd-106. C. B. Arfken, E. D. Klema, and F. K. McGowan. *Phys. Rev.* 86, 413(1952).
- Y 382 (Gamma, Neutron) Cross Sections in Mg-24 and Mg-25. P. F. Yergin and R. Nathans. *Abstr., Bull. Am. Phys. Soc.* 30, 59(1955).
- Y 383 (Gamma, Neutron) Cross Sections in Zr-90 and Zr-91. R. Nathans and P. F. Yergin. *Abstr., Bull. Am. Phys. Soc.* 30, No. 1, 58(1955).
- Y 384 The Gamma Radiation from B-11 Bombarded by Protons. T. Huus and R. B. Day. *Phys. Rev.* 91, 599-605(1953).
- Y 385 Gamma-Ray Spectrum of C-15 and Gamma Rays from Proton Bombardment of C-14. K. R. Spearman, E. L. Hudspeth, and I. L. Morgan. *Phys. Rev.* 94, 806(1954).
- Y 386 Gamma Ray Studies of Re-186. J. P. Hurley and P. S. Jastram. *Phys. Rev.* 95, 627(1954).
- Y 387 Gamma Rays in the Decay of the Radioisotopes of Cerium. H. B. Keller and J. M. Cork. *Bull. Am. Phys. Soc.* 26, 25(1951).
- Y 388 Gamma Transitions in W-182. F. Boehm, P. Marnier, and J. W. M. DuMond. *Phys. Rev.* 95, 864-5(1954).
- Y 389 Ground State of B-12 from the B-11(d,p)B-12 Reaction. E. N. Strait, D. M. Van Patter, and W. W. Buechner. *Phys. Rev.* 79, 240(1950).
- Y 390 Half-Life Determination of Polonium 210 by Counting. M. L. Curtis. *Phys. Rev.* 92, 1489(1953).
- Y 391 Half-Life of I-129 and the Age of the Elements. S. Katcoff, O. A. Schaeffer, and J. M. Hastings. *Phys. Rev.* 82, 688-90(1951).
- Y 392 The Half-Life of I-131. H. H. Seliger, L. Cavallo, and S. V. Culpepper. *Phys. Rev.* 90, 443(1953).
- Y 393 Half-Life of Pd-109 and Neutron Activation Cross Section of Pd-102. W. W. Meinke. *Phys. Rev.* 90, 410-2(1953).
- Y 394 The He-3+He-3 Reactions. W. M. Good, W. E. Kurz, and C. D. Moak. *Phys. Rev.* 94, 87-91(1954).
- Y 395 High Energy Beta Spectrum of Scandium 46. F. T. Porter and C. S. Cook. *Phys. Rev.* 81, 298(1951).
- Y 396 Hyperfine Structure and Nuclear Spins of Tungsten and Tellurium. G. R. Fowles. *Phys. Rev.* 78, 744 7(1950).
- Y 397 Hyperfine Structure of Technetium 99 Spectral Lines. W. F. Meggers and K. G. Kessler. *Physica* 17, 484(1951).
- Y 398 Internal Conversion in Cu-64 and Fe-59. D. Brower, G. Hinman, G. Lang, R. Leamer and D. Rose. *Phys. Rev.* 86, 1054(1952).
- Y 399 Internal Conversion Electron Ratios in Ba-137m, Sr-87m, Y-89m, and Zr-89m. W. L. Bendel, F. J. Shore, H. N. Brown, and R. A. Becker. *Phys. Rev.* 87, 195A(1952).
- Y 400 Internal Conversion in I-131. D. Rose, G. Hinman, and L. G. Lang. *Phys. Rev.* 86, 863-5(1952).
- Y 401 Internal Conversion in Na-22 and Fe-59. G. Hinman, D. Brower, and R. Leamer. *Phys. Rev.* 90, 370(1953).
- Y 402 Internal Motion of Hydrogen Absorbed in Tantalum. M. A. Garstens. *Phys. Rev.* 81, 288(1951).
- Y 403 Investigation of the (d,p) and the (d, α) Reactions of the Silicon Isotopes. D. M. Van Patter and W. W. Buechner. *Phys. Rev.* 87, 51(1952).
- Y 404 An Investigation of the Si-29 (d, α) Al-27 and Si-29 (d,p) Si-30 Reactions. D. M. Van Patter, A. Sperduto, and H. A. Enge. *Phys. Rev.* 83, 212(1951).
- Y 405 Isotope Shifts in Enhanced Samarium Isotopes. D. D. Smith and J. R. McNally, Jr. *J. Opt. Soc. Am.* 40, 878L(1950).
- Y 406 Isotope Shift in Hf-1. J. A. Collinson. *Phys. Rev.* 96, 949-51(1954).
- Y 407 Lifetime of an Excited State of Hf-176. F. K. McGowan. *Phys. Rev.* 87, 542(1952).
- Y 408 Lifetimes of Excited States of Au-197, Fe-57, Cd-111, Hg-198, and Ti-203. M. Deutsch and W. E. Wright. *Phys. Rev.* 77, 139(1950).
- Y 409 The Li-7 (n,t) Reaction. R. L. Macklin and H. E. Banta. *Science* 119, 305-1(1954).
- Y 410 Low Energy Portion of the S-35 Beta-Spectrum. G. J. Plain, H. L. Morrison, and F. T. Rogers, Jr. *Phys. Rev.* 88, 170(1952).
- Y 411 A Lower Limit on the Half-Life of Sn-124. J. S. Lawson, Jr. *Phys. Rev.* 81, 299A(1951).
- Y 412 Magnetic Analysis of the Mg-25 (d,p) Mg-26, Mg-26 (d,p) Mg-27 and Mg-25 (d, α) Na-23 Reactions. P. Endt, J. W. Haffner and D. M. Van Patter. *Phys. Rev.* 86(1952).
- Y 413 Magnetic Analysis of the Si-30 (d,p) Si-31 Reaction. D. M. Van Patter. *Phys. Rev.* 82, 304(1951).
- Y 414 Magnetic Moment of the First Excited State of Pb-204. H. Frauenfelder, J. S. Lawson, Jr., and W. K. Jentschke. *Phys. Rev.* 93, 1126-27L(1954).

- Y 415 Magnetic Moment of First Excited State of Pb-204. V. E. Krohn and S. Raboy. *Bull. Am. Phys. Soc.* 29, 20(1954).
- Y 416 Mass Assignment of Natural Activity of Samarium. B. Weaver. *Phys. Rev.* 80, 301(1950).
- Y 417 The Mass of C1-39 and of A-39. W. W. Watson, Anderson, and Wheeler. *Phys. Rev.* 87, 668-9(1952).
- Y 418 A Mass Spectrometric Investigation of Branching in Cu-64, Br-80 and I-128. J. H. Reynolds. *Phys. Rev.* 79, 789(1950).
- Y 419 The Measurement of the In-113 Conversion Coefficient with a Scintillation Spectrometer. T. B. Cook and S. K. Haynes. *Phys. Rev.* 86, 190-5(1952).
- Y 420 Measurement of the Neutron-Proton Cross Section at 1.0 and 2.5 Mev. R. E. Fields, R. L. Becker, and R. K. Adair. *Phys. Rev.* 94, 389-98(1954).
- Y 421 Neutrino Recoils Following the Capture of Orbital Electrons in A-37. G. W. Rodeback and J. S. Allen. *Phys. Rev.* 86, 446-50(1952).
- Y 422 Neutron Binding Energies from (d,p) Reactions. J. A. Harvey. *Phys. Rev.* 78, 345(1950).
- Y 423 Neutron-Deficient Cesium Isotopes. R. W. Fink and D. H. Templeton. *Phys. Rev.* 77, 614(1950).
- Y 424 Neutron Deficient Europium and Gadolinium Isotopes. R. W. Hoff, J. O. Rasmussen, and S. G. Thompson. *Phys. Rev.* 83, 1068(1951).
- Y 425 Neutron Deficient Isotopes of Iodine. L. Marquez and I. Perlman. *Phys. Rev.* 78, 189(1950).
- Y 426 Neutron-Deficient Isotopes of Thallium. I. Bergstrom, R. D. Hill, and G. De Pasquali. *Phys. Rev.* 92, 918-23(1953).
- Y 427 Neutron-Deficient Mercury Isotopes. R. W. Fink and E. O. Wiig. *J. Am. Chem. Soc.* 74, 2457(1952).
- Y 428 New Radioactive Isotopes of Iridium. T. C. Chu. *Phys. Rev.* 79, 582(1950).
- Y 429 A New Short-Lived Isotope of Cesium. R. W. Fink and E. O. Wiig. *J. Am. Chem. Soc.* 74, 2365(1952).
- Y 430 Nuclear Energy Levels in Lead Isotopes. R. E. Peterson, R. K. Adair, and H. H. Barsehall. *Phys. Rev.* 79, 935-7(1950).
- Y 431 The Nuclear Gyromagnetic Ratio of V-50 and Measurements on Rb-85 and Cl-35. H. E. Walchli, W. E. Leyshon, and F. M. Schelittin. *Phys. Rev.* 85, 922L(1952).
- Y 432 Nuclear Magnetic Moment of I-129. H. E. Walchli, R. Livingston, and G. Herbert. *Phys. Rev.* 82, 97L(1951).
- Y 433 Nuclear Magnetic Moment of Rb-85, Rb-87 and I-127. E. L. Yasaitis and B. Smaller. *Phys. Rev.* 82, 750(1951).
- Y 434 Nuclear Magnetic Resonance in Metallic Hydrides. M. A. Garstens. *Phys. Rev.* 79, 397-8(1950).
- Y 435 Nuclear Recoil Following Neutrino Emission from Beryllium 7. R. Davis, Jr. *Phys. Rev.* 86, 976-85(1952).
- Y 436 Nuclear Recoils Resulting From the Decay of Be-7. P. B. Smith and J. S. Allen. *Phys. Rev.* 81, 381-5(1951).
- Y 437 Nuclear Spin of Bi 210. M. S. Fred, F. S. Tomkins, and R. F. Barnes. *Phys. Rev.* 92, 1324(1953).
- Y 438 Nuclear Spin of Selenium 77. S. P. Davis and F. A. Jenkins. *Phys. Rev.* 83, 891(A)(1951).
- Y 439 The Nuclear Spin of Si-29. G. A. Williams, D. W. McCall, and H. S. Gutowsky. *Phys. Rev.* 93, 1428-9(1954).
- Y 440 Nuclear Spins of Mo 95 and Mo 97. E. C. Woodward, Jr. *Phys. Rev.* 93, 954(A)(1954).
- Y 441 The Pairing Effect in Nuclei and Isomerism. R. Katz. *Phys. Rev.* 91, 1487(1953).
- Y 442 Photo-Disintegration of Silver and Aluminum. B. C. Diven and G. M. Almy. *Phys. Rev.* 80, 407-14(1950).
- Y 443 Photo Neutron Thresholds for Pb 206, Pb 207 and Pb-208. H. Palevsky and A. O. Hanson. *Phys. Rev.* 79, 242A(1950).
- Y 444 Promethium Isotopes. Nd-142, Nd-143, Nd 144, Nd-145, Nd-146, Nd-148, Nd-150. V. Kistiakowsky. *Phys. Rev.* 87, 859(1952).
- Y 445 A Proposed Decay Scheme for 72-Hf-181 (46 Day, 5.7 Hour). S. B. Burson and K. W. Blair. *Phys. Rev.* 78, 89(1950).
- Y 446 Proton Groups from the N-14(d,p)N-15 and N-15(d,p)N-16 Reactions. R. E. Malm and W. W. Buechner. *Phys. Rev.* 80, 771(1950).
- Y 447 Energy Levels in W-182. C. M. Fowler, H. W. Kruse, V. Keshishian, R. J. Klotz, and G. P. Mellor. *Phys. Rev.* 94, 1082-3(1954).
- Y 448 The Magnetic Moment of Tc-99. K. G. Kessler. *Phys. Rev.* 82, 341-2(1951).
- Y 449 Cross Sections of the D(T,n)He 4 Reaction for 80 to 1200-Kev Tritons. H. V. Argo, R. F. Taschek, H. M. Agnew, A. Hemmendinger, and W. T. Leland. *Phys. Rev.* 87, 612-8(1952).
- Y 450 The D-He-4 Interaction for 10.3 Mev Deuterons. J. C. Allred, D. K. Froman, A. M. Hudson, and L. Rosen. *Phys. Rev.* 82, 786(1951).
- Y 451 The Disintegration of C-12, B-11, B 10 by Fast Neutrons. G. M. Frye and L. Rosen. *Phys. Rev.* 92, 1083(1953).
- Y 452 Disintegration of He-3 by Fast Neutrons. J. H. Coon. *Phys. Rev.* 80, 488(1950).
- Y 453 The Disintegration of Sr-91 and Y-91m. D. P. Ames, M. E. Bunker, L. M. Langer, and B. M. Sorenson. *Phys. Rev.* 91, 68-74(1953).
- Y 454 Excitation Function for Fe-56(n,p)Mn 56. J. Terrell and D. M. Holm. *Phys. Rev.* 95, 650A(1954).
- Y 455 The Excited Nuclear State of Be-7. G. D. Freier, T. F. Stratton, and L. Rosen. *Phys. Rev.* 79, 721(1950).

- Y 456 Gamma Radiation from Ce-144 and Pr-144. W. E. Kreger and C. S. Cook. *Phys. Rev.* 96, 1276-8(1954).
- Y 457 Half Life of Yttrium 90. H. L. Volechok and J. L. Kulp. *Phys. Rev.* 97, 102(1955).
- Y 458 K-Capture to Positron Ratio for Na-22. W. E. Kreger. *Phys. Rev.* 96, 1554-5(1954).
- Y 459 The Low Energy Portion of the C-14 Beta-Spectrum. G. W. McManaway, E. O. Kizer, and A. W. Waltner. *Phys. Rev.* 87, 176(1952).
- Y 460 The Low Energy Yield of the H-2(d,p)H-3 Reaction. R. F. Heyenberger and A. W. Waltner. *Phys. Rev.* 81, 176(1952).
- Y 461 The Low Energy Yield of the H-2(d,n)He-3 Reactions. P. Baker, B. L. Jones, and A. W. Waltner. *Phys. Rev.* 87, 176(1952).
- Y 462 Neutron Yield for the Li+T Reactions. R. W. Crews. *Phys. Rev.* 82, 1001(1951).
- Y 463 Nuclear Disintegration Energies. D. M. Van Patter and W. Whaling. *Revs. Mod. Phys.* 26, 402-43(1954).
- Y 464 Physique Nucleaire. Rayonnement de la transition 113-Sn 113-In. P. Avignon et Y. Deschamps. *Compt. rend. acad. sci.* 236, 478-80(1953).
- Y 465 Radiations from Ir-192m. J. P. Mize, M. E. Bunker, and J. W. Starner. *Phys. Rev.* 96, 444-7(1954).
- Y 466 The Tritium (p, γ) Reaction. J. E. Perry and S. J. Bame, Jr. *Phys. Rev.* 90, 380A(1953).

General Physics

- Z 1 Absorption and Emission Spectra of Promethium. W. F. Meggers, B. F. Scribner and W. R. Bozman. *J. Research Natl. Bur. Standards* 46, 85-98(1951).
- Z 2 Arc and Spark Spectra of Technetium. W. F. Meggers and B. F. Scribner. *J. Research Natl. Bur. Standards* 45, 476-88(1950).
- Z 3 Atomic Hydrogen Hyperfine Structure in Irradiated Acids. R. Livingston, H. Zeldes, and E. H. Taylor. *Phys. Rev.* 94, 725(1954).
- Z 4 Centrifugal Distortion in Asymmetric Molecules, II. HDS. R. E. Hillger and M. W. P. Strandberg. *Phys. Rev.* 83, 575-81(1951).
- Z 5 Centrifugal Distortion in Asymmetric Top Molecules, III. H₂O, D₂O, and HDO. D. W. Posener and M. W. P. Strandberg. *Phys. Rev.* 95, 374-84(1954).
- Z 6 Change in the Inversion Spectrum of ND₃ from Resonant to Nonresonant Absorption. G. Birnbaum and A. A. Maryott. *Phys. Rev.* 92, 270-3(1953).
- Z 7 The Combination Band $\nu_1 + \nu_2 + \nu_3$ of Heavy Water Vapor. F. P. Dickey, C. A. Guderjahn, and E. D. Palik. *J. Chem. Phys.* 20, 375-7(1952).
- Z 8 Compression to 10,000 Atmos. of Solid Hydrogen and Deuterium at 4.2° K. J. W. Stewart and C. A. Swenson. *Phys. Rev.* 94, 1069-70(1954).
- Z 9 Detection of Small Fluid Flows by Means of P-32. F. T. Rogers, Jr., and L. E. Schilberg. *Nucleonics* 9, No. 4, 47-51(1951).
- Z 10 Determination of Heavy Water by Mass Spectrometer. B. W. Thomas. *Anal. Chem.* 22, 1476-8(1950).
- Z 11 Dielectric Properties of Ice and Solid D₂O. R. P. Auty and R. H. Cole. *J. Chem. Phys.* 20, 1309-14(1952).
- Z 12 Electromagnetic Enrichment of Fe-58 Content and Concurrent Improverishment of Fe-54 Content in Iron. C. P. Keim, H. W. Savage, and B. Weaver. *Science* 112, 47(1950).
- Z 13 Hyperfine Structure in the Spectra of Sb, Sm, Hg, and Cd. K. Murakawa. *Phys. Rev.* 93, 1232-5(1954).
- Z 14 The Infrared Spectrum and Molecular Constants of C-14O₂. A. H. Nielsen and R. T. Lagemann. *J. Chem. Phys.* 22, 36-9(1954).
- Z 15 Internal Pair Spectrum from B-10+d. S. J. Bame, Jr., and L. M. Baggett. *Phys. Rev.* 84, 891-7(1951).
- Z 16 Magnetic Lens Spectrometer Measurements of The Radiations From Light Nuclear Reactions. R. G. Thomas and T. Lauritsen. *Phys. Rev.* 88, 969-86(1952).
- Z 17 Mass Spectrometric Determination of the Hydrogen-Tritium Equilibrium. H. C. Matraw, C. F. Pachucki, and L. M. Dorfman. *J. Chem. Phys.* 20, 926(1952).
- Z 18 The Microwave Spectra of the Deuterated Methyl Halides. J. W. Simmons and J. H. Goldstein. *J. Chem. Phys.* 20, 122-4(1952).
- Z 19 The Microwave Spectra of the Deutero-Ammonias M. T. Weiss and M. W. P. Strandberg. *Phys. Rev.* 83, 567-75(1951).
- Z 20 A Note on the Infrared Spectra of the Deutero-Ammonias. J. S. Burgess. *Phys. Rev.* 76, 1267(1949).
- Z 21 Observation of Initial Flow in a Fluid Obeying Darcy's Law by Radioactive-Tracer Techniques. F. T. Rogers, Jr., and L. E. Schilberg. *J. Appl. Phys.* 22, 233-4(1951).
- Z 22 The Potential Constants of Ethane. G. E. Hansen and D. M. Dennison. *J. Chem. Phys.* 20, 313-26(1952).
- Z 23 Proton-Proton Scattering Near the Interference Minimum. D. I. Cooper, D. H. Frisch and R. L. Zimmerman. *Phys. Rev.* 94, 1209-14(1954).
- Z 24 The Raman Spectrum of Allene-d₄. R. C. Lord and J. Ocampo. *J. Chem. Phys.* 19, 260-1(1951).
- Z 25 PH₂D and PHD₂ Rotational Lines in the Region between 50 and 100 K. R. E. Stroup, and R. A. Oetjen. *J. Chem. Phys.* 21, 2092(1953).
- Z 26 The Rotational Spectrum of ND₃ between 60 and 200 K. R. E. Stroup, R. A. Oetjen and E. E. Bell. *J. Chem. Phys.* 21, 2072-3(1953).

- Z 27 Self-Diffusion in CO₂ at Moderate Pressures. K. D. Timmerhaus and H. G. Drickamer. *J. Chem. Phys.* 19, 1242-3(1951).
- Z 28 Spectrum of DBr in the One-Millimeter Wave Region. W. Gordy and C. A. Burrus. *Phys. Rev.* 93, 419-20(1954).
- Z 29 Superconductivity of Isotopes of Mercury. B. Serin, C. A. Reynolds and L. B. Nesbitt. *Phys. Rev.* 78, 813-4(1950).
- Z 30 Theory of Molecular Hydrogen and Deuterium in Magnetic Fields. N. F. Ramsey. *Phys. Rev.* 85, 60-5(1952).
- Z 31 Two D₂O Microwave Absorption Lines. C. I. Beard and D. R. Bianco. *J. Chem. Phys.* 20, 1488-9(1952).
- Z 32 Two New Lines in the Microwave Spectrum of Heavy Water. H. D. Crawford. *J. Chem. Phys.* 21, 2099(1953).
- Z 33 The Ultrasonic Velocity, Density, and Compressibility of Supercooled H₂O and D₂O. R. T. Lagemann, L. W. Gilley, and E. G. McLeroy. *J. Chem. Phys.* 21, 819-21(1953).
- Z 34 Vibrational Spectra of Carbon and Silicon Tetramethyl and their Monodeutero Derivatives. D. H. Rank, B. D. Saksena, and E. R. Shull. *Faraday Soc. Discussion. No. 9*, 187-196(1950).
- Z 35 The Vibrational Spectra of Diborane and Some of its Isotopic Derivatives. R. C. Lord and E. Nielsen. *J. Chem. Phys.* 19, 1-10(1951).
- Z 36 Apparatus for Concentration of He-3 by Thermal Diffusion. O. F. Schuette, Jr., A. Zucker, and W. W. Watson. *Rev. Sci. Instr.* 21, 1016-18(1950).
- Z 37 Atomic Spectroscopy and Separated Isotopes. J. R. McNally, Jr. *Am. J. Phys.* 20, 152(1952).
- Z 38 The Diffusion of Antimony in Silver Single Crystals. L. Slifkin, D. Lazarus, and C. T. Tomizuka. *J. Appl. Phys.* 23, 1405(1952).
- Z 39 Diffusion of Cadmium, Indium, and Tin in Single Crystals of Silver. C. T. Tomizuka and L. M. Slifkin. *Phys. Rev.* 96, 610-5(1954).
- Z 40 Diffusion in Co₂-CH₄ Mixtures to 225 Atmospheres Pressure. Q. R. Jeffries and H. G. Drickamer. *J. Chem. Phys.* 22, 436(1954).
- Z 41 Diffusion of Indium Into Gallium Near the Melting Point. R. E. Eckert and H. G. Drickamer. *J. Chem. Phys.* 20, 392(1952).
- Z 42 Diffusion in Liquid Sulfur. R. L. Saxton and H. G. Drickamer. *J. Chem. Phys.* 21, 1362(1953).
- Z 43 Diffusion in Solid Sulfur. R. B. Cuddeback and H. G. Drickamer. *J. Chem. Phys.* 19, 790(1951).
- Z 44 Diffusion in the System CH₄-TCH₃ to 300 Atmospheres Pressure. Q. R. Jeffries and H. G. Drickamer. *J. Chem. Phys.* 21, 1358(1953).
- Z 45 The Effect of Compression and of Hydrostatic Pressure on the Diffusion Anisotropy in Zinc. T. Liu and H. G. Drickamer. *J. Chem. Phys.* 22, 312(1954).
- Z 46 The Effect of Pressure on Diffusion in Aqueous and Alcoholic Salt Solutions. R. B. Cuddeback and H. G. Drickamer. *J. Chem. Phys.* 21, 597(1953).
- Z 47 The Effect of Pressure on Diffusion in H₂O and in Aqueous Sulfate Solutions. R. C. Koeller, R. B. Cuddeback, and H. G. Drickamer. *J. Chem. Phys.* 21, 589(1953).
- Z 48 The Effect of Pressure on Diffusion in CS₂ Organic Mixtures. R. C. Koeller and H. G. Drickamer. *J. Chem. Phys.* 21, 565(1953).
- Z 49 The Effect of Pressure on Diffusion in Liquid Sulfur. D. R. Cova and H. G. Drickamer. *J. Chem. Phys.* 21, 1364(1953).
- Z 50 The Effect of Pressure on Diffusion in Polymer Solutions. A. H. Emery, Jr., L. H. Tung, and H. G. Drickamer. *J. Chem. Phys.* 22, 961(1954).
- Z 51 The Effect of Pressure on Self-Diffusion in CS₂. R. C. Koeller and H. G. Drickamer. *J. Chem. Phys.* 21, 267(1953).
- Z 52 Microwave Determination of the Structure of Borine Carbonyl and of the Nuclear Moments of the Stable Boron Isotopes. W. Gordy, H. Ring, and A. B. Burg. *Phys. Rev.* 78, 512(1950).

General Topics

- AA 1 Atomic Energy in American Life and Education. P. C. Aebersold. *School Sci. Math.* 50, No. 2(1950).
- AA 2 The Atom May Save Your Life. S. M. Spencer. *Saturday Evening Post*(1950).
- AA 3 Atomic Keys to Knowledge. P. C. Aebersold. *Sci. of Mind* 28, No. 2, 21(1955).
- AA 4 Available Co-60 Source for Teletherapy. M. Brucer. *Nucleonics* 12, No. 8, 45-6(1954).
- AA 5 Biological Applications of Tritium. R. C. Thompson. *Nucleonics* 12, No. 9, 31-35(1954).
- AA 6 Cage-hood Assembly for Small Animals. J. T. Van Bruggen. *Nucleonics* 10, No. 3, 64-6(1952).
- AA 7 The Clinical Applications of Radioactive Isotopes in Small Hospitals. F. E. Hoecker and H. L. Hiebert. *J. Kansas Med. Soc.* 53, 273-5(1952).
- AA 8 Clinical Experience with Atomic Energy. S. Warren. *Postgrad. Med.* 15, 202-9(1954).
- AA 9 Design and Construction of a Simple Applicator for 1,000 Curies of Cobalt 60. R. H. Neil, W. E. Costolow, and O. N. Meland. *Radiology* 61, 408-10(1953).
- AA 10 Design and Use of Ten-Kilocurie Source of Gamma Radiation. L. E. Brownell, W. W. Meinke, J. V. Nehemias, and E. W. Coleman. *Chem. Eng. Progr.* 49, 569-76(1953).
- AA 11 Developments in Internal Dose Determinations. K. Z. Morgan and M. R. Ford. *Nucleonics* 12, No. 6, 32-9(1954).

- AA 12 Development of Medical Use of Radioisotopes. P. C. Aebersold. *Nucleonics* 10, No. 3, 50-1(1952).
- AA 13 Development of the Medical Use of Radioisotopes. P. C. Aebersold. *J. Ariz. Med. Assoc.* 10, 311-6(1953).
- AA 14 Disposal of Radioactive Waste from Hospital Laboratories. E. H. Quimby. *Lab. Invest.* 2, 49-55(1953).
- AA 15 Enriching Stable Isotopes Electromagnetically. C. P. Keim. *J. Appl. Phys.* 24, 1255-61(1953).
- AA 16 Equipment for Safe Handling of Radioactive Isotopes. O. Glasser and B. Tautkins. *Cleveland Clinic Quart.* 20, 457-62(1953).
- AA 17 Gleanings—1954 American Goiter Association Meeting. W. S. Reveno. *Harper Hosp. Bull* 12, 129-37(1954).
- AA 18 How Radiation Affects Important Materials. S. S. Jones. *Gen. Elec. Rev.* 57, 7-11(1954).
- AA 19 Implications of Atomic Energy in Medicine and Dentistry. I. Radioactive Isotopes as Research Tools. H. D. Copp. *Oral Surg., Oral Med., Oral Pathol.* 3, 598-621(1950).
- AA 20 Industrial Applications of Radioisotopes. P. C. Aebersold. *Non-Destructive Testing* 9, No. 3(1950-1951).
- AA 21 Isotope Research and Clinical Radiology. B. V. A. Low-Beer. *Proc. Roy. Soc. Med.* 44, 663-72 (1951).
- AA 22 Isotopes and Isotope-Labeled Materials for Cancer Research—Availability and Recent Uses. P. C. Aebersold. *Texas Repts. Biol. Med.* 10, 143-59(1952).
- AA 23 Isotopically Labeled Molecules. T. J. Webb. *Merck Rept.* 61, 16-9(1952).
- AA 24 Isotopic Tracers in Chemical Systems. R. R. Edwards. *Ann. Rev. Nuclear Sci.* 1, 301-42 (1952).
- AA 25 Medical Applications of Radioactive Isotopes. F. E. Kelsey. *S. Dakota J. Med. Pharmacy* 6, 149-55(1953).
- AA 26 A Nursing Unit for Patients Receiving Radioactive Isotopes. R. D. Witttrup and R. L. Johnson. *Hospitals* 28, 65-8(1954).
- AA 27 Oak Ridge Reports Results on Water Decontamination Study. C. P. Straub, R. J. Morton, and O. R. Placak. *Eng. News-Record Reprint*, August 16(1951).
- AA 28 Observations in Atomic Medicine. R. A. Harvey. *Radiology* 62, 479-87(1954).
- AA 29 Our New Urgent National Goal—Development of Economic Nuclear Power. T. E. Murray. *Nucleonics* 11, No. 12, 8-9(1953).
- AA 30 The Possibilities and Limitations of Isotope Therapy of Cancer. G. A. Andrews. *J. Kansas Med. Soc.* 53, 561-4(1952).
- AA 31 Practical Aspects of Surface Decontamination. P. C. Tompkins, O. M. Bizzell, and C. D. Watson. *Nucleonics* 7, No. 2, 42-54(1950).
- AA 32 Practical Considerations on the Use of Radioactive Iodine (I-131) in Thyroid Disorders. R. W. Willmott. *Am. J. Med. Technol.* 20, 54-60(1954).
- AA 33 Produccion y Disponibilidad de los Radioisotopos. P. C. Aebersold. *Radiologia* 4, Numero 4, Septiembre(1954).
- AA 34 Production of Radioisotopes. A. F. Rupp and F. T. Binford. *J. Appl. Phys.* 24, 1069-81(1953).
- AA 35 Progress Against Cancer with Radioisotopes. P. C. Aebersold. *Rev. de la Liga Puertorriquena Contra el Cancer* 14, No. 1(1954).
- AA 36 Los Progresos contra el Cancer con Ayuda de Radioisotopos. P. C. Aebersold. *Acta Radiologica Interamericana* 4, No. 2(1954).
- AA 37 Public Control of Radiation Emitters. G. L. Hutton. *Public Health Repts.* 69, 1133-40 (1954).
- AA 38 Radiation Instruments Come of Age. Editorial. *Chem. Eng. News* 31, 4958-9(1953).
- AA 39 Radiation Problems in the Pathology Laboratory of a Hospital Using Radioisotopes. R. M. Kinsey, G. A. Andrews, and M. Bruccer. *Lab. Invest.* 1, 447-55(1952).
- AA 40 Radiation Protection Comes of Age. R. H. Chamberlain. *J. Am. Med. Assoc.* 153, 488-91(1953).
- AA 41 Radioactive Isotopes and Malignancy. R. H. Chamberlain. *Penn. Med. J.* 54, 550-3(1951).
- AA 42 Radioactive Isotopes in Medical Research, Diagnosis and Therapy. F. E. Kelsey. *J. Am. Med. Asso.* 146, 1131-4(1951).
- AA 43 Radioisotopes in Non-Destructive Testing. P. C. Aebersold. *Nondestructive Testing* 12, 19-26(1954).
- AA 44 Radioactive Tagging of Animals Under Natural Conditions. D. R. Griffin. *Ecology* 33, 329-35(1952).
- AA 45 Radioactive Waste Disposal. J. F. Newell and C. W. Christenson. *Sewage and Ind. Wastes* 23, 861-8(1951).
- AA 46 Radioactivity in Biology. Editorial. *Research Today* 10, 3-24(1954).
- AA 47 Radioisotope Facilities in the General Hospital. S. C. Ingraham and W. R. Taylor. *Hospitals* 26, 74(1952).
- AA 48 Radioisotope Hazards and Protection in a Hospital. M. Bruccer. *J. Am. Med. Asso.* 147, 1745-51(1951).
- AA 49 The Radioisotope Program in the General Hospital. E. H. Quimby. *J. Am. Med. Assoc.* 154, 499-501(1954).
- AA 50 Radioisotopes. P. H. Emmett. *Oil Gas J.* September 27(1951).
- AA 51 Radioisotopes in an Industrial Clinic. L. Price and W. H. Foeger. *Ind. Med. Surg.* 22, 331-3(1953).
- AA 52 Radioisotope Production in the United States. P. C. Aebersold and A. F. Rupp. *Nucleonics* 10, No. 1, 24(1952).
- AA 53 Radioisotopes as Sources of Gamma Rays for Therapy. P. C. Aebersold. *Am. J. Roent-*

- genol. Radium Therapy Nuclear Med.* 70, 126-35(1953).
- AA 54 Reactor-Produced Radioactive Isotopes. S. C. Ingraham, II., J. G. Terrill, Jr. and D. W. Moeller. *Public Health Repts.* 68, 609-15 (1953).
- AA 55 Recent Developments in the Availability of Isotopes. Use of Isotopes in Biology and Medicine. P. C. Aebersold. *Univ. Wis. Press May*, 56-79(1948).
- AA 56 Review of the 1952 Hematology Literature. Claude Starr Wright, B. Sundharagati, J. A. Bass, and A. E. Bunner. *Arch. Internal Med.* 92, 357-437(1953).
- AA 57 The Scope and Future of Isotope Utilization. P. C. Aebersold. *J. Chem. Educ.* 30, 229 (1953).
- AA 58 A Small Self-Contained Laboratory for Radioisotope Studies in Experimental Animals. R. F. Sognaes and J. H. Shaw. *Arch. Ind. Hyg.* 3, 316(1951).
- AA 59 Studies on the Removal of Radioactive Contaminants from Water. C. P. Straub, R. J. Morton, and O. R. Placak. *J. Am. Water Works Assoc.* 43, 773-92(1951).
- AA 60 Studies of Surface Reactions by Means of Radioactive Tracers. T. Westermark and L. G. Erwall. *Research* 4, 290-2(1951).
- AA 61 Survey of Dental Uses of Radioactive Material—1952. W. W. Wainwright. *J. Am. Dental Assoc.* 47, 656-60(1953).
- AA 62 Survey of Isotope Utilization in the Study and Treatment of Cancer. P. C. Aebersold. *Acta Union Intern. Contre Cancer* 9, No. 1 (1953).
- AA 63 Teaching Radiochemistry at Massachusetts Institute of Technology. C. D. Coryell and J. W. Irvine, Jr. *J. Chem. Educ.* 28, 14-20(1951).
- AA 64 Tracer Research and Cancer. J. H. Lawrence. *J. Kansas Med. Soc. Cancer*, Supplement(1951).
- AA 65 Trends in Detection and Measurements of Radioisotopes for Medical Purposes. J. W. Hitch. *Elec. Eng.* 72, 484-9(1953).
- AA 66 The Use of Radioactive and Stable Isotopes in Hematology. L. R. Wasserman, I. A. Rashoff, and T. F. Yoh. *J. Mt. Sinai Hosp.* 17, 1037-47(1951).
- AA 67 Use of Radioactive Tracers in Agricultural Research. P. C. Aebersold. *Sugar J.* 13, 14-6(1950).
- AA 68 Use of Radioisotopes in Textile Testing. C. E. Crompton. *Textile J. Australia* 27, 150-1 (1952).
- AA 69 Working Surfaces for Radiochemical Laboratories—Glass, Stainless Steel and Lead. P. C. Tompkins and O. M. Bizzell. *Ind. Eng. Chem.* 42, 1469(1950).
- AA 70 Working Surfaces for Radiochemical Laboratories—Paints, Plastics and Floor Materials. P. C. Tompkins, O. M. Bizzell, and C. D. Watson. *Ind. Eng. Chem.* 42, 1475(1950).
- AA 71 Activities Induced in Common Foods by Thermal-Neutron Exposure. D. C. Peterson, S. H. Webster, and E. J. Liljegen. *Nucleonics* 10, No. 4, 65-6, 68(1952).
- AA 72 Atomic Energy in War and Peace: Medical Aspects. S. Warren. *J. Am. Med. Assoc.* 145, 61-2(1951).
- AA 73 An Automatic Heavy Water Electrolysis Apparatus. B. S. Rabinovitch and J. E. Douglas. *Rev. Sci. Instr.* 22, 836(1951).
- AA 74 An Available Cobalt 60 Source for Teletherapy. M. Brucer. *Nucleonics* 12, No. 6, 58-9(1954).
- AA 75 Calutron Charge Materials for Stable Isotope Separation. C. P. Keim. *Nucleonics* 10, No. 8, 29-31(1952).
- AA 76 Civil Defense and Nuclear Energy. J. H. Rust. *J. Am. Vet. Med. Assoc.* 118, 363-4 (1951).
- AA 77 Clinical Experiences and Opinions in the Field of Hematology. L. A. Erf. *Intern. Record of Med.* 164, 483(1951).
- AA 78 The Clinical Pathologist in an Atomic Age. S. Warren. *Am. J. Clin. Pathol.* 20, 1-2(1950).
- AA 79 The Contribution of Atomic Energy to Health. S. Warren. *Am. Scientist* 41, 422-6(1953).
- AA 80 Control of U. S. P. Anti-Anemia Preparations. R. W. Heinle, F. H. Bethell, W. B. Castle, I. M. London, and W. T. Salter. *J. Am. Med. Assoc.* 151, 40(1953).
- AA 81 Critique of Extracellular Space Measurement with Small Ions, Na-24 and Br-82 Spaces. S. A. Berson and R. S. Yalow. *Science* 121, 34-6(1955).
- AA 82 Decontamination of Radioactively Contaminated Water by Slurrying with Clay. W. J. Lacy. *Ind. Eng. Chem.* 46, 1061-5(1954).
- AA 83 Decontamination of Small Volumes of Radioactive Water. R. A. Lauderdale and A. H. Emmons. *Nucleonics* 8, No. 5, 21-6(1951).
- AA 84 Desarrollo del Uso Medico de los Radioisotopos. P. C. Aebersold. *Radiologia* 5, 17-22 (1954).
- AA 85 The Development of a Radioactive Isotope Program in a General Hospital. L. J. Levingson, E. Siegel, N. J. Furst, and D. Tabowitz. *J. Newark Beth Israel Hosp.* 2, 28(1951).
- AA 86 Diagnostic Applications of Isotopes, General and Specific for Cancer. H. C. Allen, Jr. *Proc. Natl. Cancer Conf. 2nd. Conf.*(1952).
- AA 87 Discoveries in Nitrogen Fixation. M. D. Kamen. *Sci. Am.* 188, 38-42(1953).
- AA 88 Distributed Beta Sources in Uniformly Absorbing Media. H. H. Rossi and R. H. Ellis, Jr. *Nucleonics* 7, No. 1, 18(1950).
- AA 89 Distribution of Radioisotopes in Columbia River. R. F. Foster and R. E. Rostenbach. *J. Am. Water Works Assoc.* 46, 633-40(1954).

- AA 90 Dosimetry of Thin Polonium Sources. H. H. Rossi and R. H. Ellis, Jr. *Nucleonics* 7, No. 3, 21(1950).
- AA 91 An Effective Isotope Suite. S. Warren and C. K. Spalding. *Hospitals* 28, 62-4(1954).
- AA 92 Electromagnetic Separation of Stable Isotopes. C. P. Keim. *Ann. Rev. Nuclear Sci.* 1, 263-93(1952).
- AA 93 Enriched Stable Isotopes: Five Years of Production and Use. C. P. Keim. *Nucleonics* 9, No. 2, 5(1951).
- AA 94 Establishing a Hospital Laboratory for Radioactive Isotope Therapy. H. A. Steiner. *Hospitals* 24, 37(1950).
- AA 95 Evolution of Radiologic Physics as Applied to Isotopes. O. Glasser. *Am. J. Roentgenol.* 65, 515-28(1951).
- AA 96 Exploring and Developing a Science Interest. C. Yulish. *Science Teacher* 21, 277-9(1954).
- AA 97 Food Inspection and Nuclear Energy. J. H. Rust. *J. Am. Vet. Med. Assoc.* 118, 135-8(1951).
- AA 98 The Future of Radioisotopes in Wax Testing. C. E. Crompton. *Proc. Chem. Specialties Mfrs. Assoc. Inc.*(1951).
- AA 99 Hematology: Its Past and Future. L. A. Erf. *J. Med. Soc. New Jersey* 47, 479(1950).
- AA 100 Hood for Radioactivity Work. S. H. Webster, E. J. Liljegren and C. C. Powell. *Nucleonics* 10, No. 4, 65-6(1952). *Nucleonics* 10, No. 7, 67-8(1952).
- AA 101 How Developments in Radioactivity Will Affect the Teaching of Courses in Pharmaceutical Chemistry. J. E. Christian. *Proc. Teachers' Seminar on Pharmaceutical Chem.* 23, 128(1952).
- AA 102 How to Establish a Radioisotope Unit. D. L. Tabern. *Modern Hospital* 83, 59(1954).
- AA 103 I-131. E. P. McCullagh. *Bull. Porter County Med. Soc.* 6, 4-8(1952).
- AA 104 Installation and Operation of Ten-Kilocurie Cobalt 60 Gamma-Radiation Source. J. V. Nehemias, L. E. Brownell, W. W. Meinke, and E. W. Coleman. *Am. J. Phys.* 22, 88-92(1954).
- AA 105 Isotopes Radioactivos en Medicina. J. H. Lawrence. *Anales Fac. Med. Univ. Nac. Mayor San Marcos* 33, 1-24(1950).
- AA 106 Life in the Andes, Where the Air Is Thin. J. H. Lawrence. *Calif. Monthly* 44, 8-10(1953).
- AA 107 Mathematical Relationships of Possible Significance in the Study of Human Leukemia. P. F. Hahn and N. Wiener. *Federation Proc.* 10(1951).
- AA 108 Medical Uses of P-32. H. D. Diamond. *N. Y. Med.* 6, 16-7, 30(1950).
- AA 109 Medical Uses of Radioactive Isotopes. J. H. Lawrence. *Am. J. Roentgenol. Radium Therapy* 65, 953-4(1951).
- AA 110 A Metabolism Unit Designed for Radioisotope Balance Studies with Dogs. A. L. Hansard. *Science* 117, 301-2(1953).
- AA 111 A Method of Producing an Electric Current from Radioactivity. H. L. Cook, Jr. *J. Appl. Phys.* 22, 1504-5(1951).
- AA 112 Mount, Electronics, and Indicator for Probe Counter. T. Fields. *Nucleonics* 10, No. 5, 60-1(1952).
- AA 113 Natural History of Untreated Acute Leukemia. H. Tivey. *Ann. N. Y. Acad. Sci.* 60, 322-58(1954).
- AA 114 Neutrons: Dosimetry. H. H. Rossi and G. Failla. *Med. Phys.* 2, 603(1950).
- AA 115 New Developments in the Cancer Field. S. Warren. *Radiology* 55, 557-70(1950).
- AA 116 Nomogram for Calculating Shielding for Cobalt 60. G. A. Bennett. *Nucleonics* 8, No. 4, 55-8(1951).
- AA 117 Personnel Exposures Associated with the Therapeutic Use of Radium, Radon and Cobalt 60. E. DeAmicis and R. F. Cowing. *New Engl. J. Med.* 251, 1-4(1954).
- AA 118 Phosphorus Diffusion in Soils. D. R. Bouldin and C. A. Black. *Soil Sci. Soc. Am. Proc.* 18, 255-9(1954).
- AA 119 Physical Concept of the Atom and Nuclear Energy. J. H. Rust. *J. Am. Vet. Med. Assoc.* 118, 229-34(1951).
- AA 120 A Physiological Study in the Peruvian Andes. J. H. Lawrence, R. L. Ruff, W. Siri, L. R. Wasserman, and T. G. Hennessy. *Acta Med. Scand.* 142, 228-30(1952).
- AA 121 The Place of Physics in Clinical Radiology. (Carman Lecture). R. H. Chamberlain. *Radiology* 60, 331(1953).
- AA 122 Pocket-Sized Isotopes Program. F. E. Hoecker and H. L. Hiebert. *Hospitals*, Oct.(1954).
- AA 123 Present Concepts of Thyroid Physiology as Revealed with Modern Tools of Study. R. W. Rawson. *Federation Proc.* 13, No. 1, 663-71(1954).
- AA 124 Problems in Disposal of Radioactive Wastes. C. P. Straub. *Wastes Eng.* 22, 70-1(1951).
- AA 125 Production of Enriched Non-Radioactive Isotopes at Oak Ridge National Laboratory. C. P. Keim. *Nature* 175, 98-102(1955).
- AA 126 Production of Radioiron. R. W. Dunn. *Nucleonics* 10, No. 7, 8-13(1952).
- AA 127 The Prognosis for Survival in Chronic Granulocytic and Lymphocytic Leukemia. H. Tivey. *Am. J. Roentgenol. Radium Therapy* 11(1954).
- AA 128 Prognosis for Survival in the Leukemias of Childhood: Review of the Literature and Proposal of a Simple Method of Reporting Survival Data for these Diseases. H. Tivey. *Pediatrics* 10, 48-59(1952).
- AA 129 Progresos contra el Cancer con los Radioisotopos. P. C. Aebersold. *Radiologia* 5, 5-14(1954).

- AA 130 Progress in Agronomic Research Through the Use of Radioisotopes. M. Fried. *Oak Ridge 4th Ann. Summer Symp. Proc.*, 452-80(1953).
- AA 131 Propiedades y Disponibilidad de los Radioisotopos Utiles en Clinica. P. C. Aebersold. *Radiologia 5*, 23-7(1954).
- AA 132 Protections Against Radiation Hazards. A. M. Brues and S. Warren. *Nucleonics 7*, No. 4, 70-6(1950).
- AA 133 Public Health Aspects of Atomic Power Development. S. Warren. *Arch. Ind. Hyg. & Occupational Med. 9*, 183-5(1954).
- AA 134 Public Health Aspects in the Development of Atomic Energy. S. Warren. *Bull. N. Y. Acad. Med. 26*, 435-9(1950).
- AA 135 Punched-Card Classification of the Nuclides. J. J. Bonino and K. M. Laing. *Nucleonics 11*, No. 12, 68(1953).
- AA 136 Radiation Exposure Survey of Personnel at Cleveland Clinic Foundation. R. M. Geist, O. Glasser, and C. R. Hughes. *Radiology 60*, 186-91(1953).
- AA 137 Radioactive Contaminated Laundry Wastes and Its Treatment—Part A—Analysis and Exploratory Investigations with Batch Type Process. E. F. Gloyna. *Sewage and Ind. Waste J. 26*, 777-89(1954).
- AA 138 Radioactive Contaminated Laundry Wastes and Its Treatment—Part B—Biological Oxidation of Complex Organic Wastes. E. F. Gloyna. *Sewage and Ind. Waste J. 26*, 869-86(1954).
- AA 139 Radioactive Iodine I-131 in the Henry Ford Hospital. J. H. L. Watson. *Henry Ford Hosp. Med. Bull. 1*, 26(1953).
- AA 140 Radioactive Isotopes in Orthopedics. R. H. Hutchinson. *Bull. Tuland Med. Fac. 12*, 17-20(1952).
- AA 141 La radioactividad en medicina; fundamentos fisicos y aplicaciones practicas. Z. Marinello. *Arch. Cuban Cancer 10*, (10-12), 347-52(1951).
- AA 142 Radioactive Plankton from the Columbia River. R. W. Coopey. *Trans. Am. Microscop. Soc. 72*, 315-27(1953).
- AA 143 Radioactive Waste Disposal. C. C. Powell and H. L. Andrews. *Public Health Repts. 67*, 1214(1952).
- AA 144 Radioactivity Reduction. E. F. Gloyna, D. E. Carritt, and S. Goodgall. *J. Am. Water Works Assoc. 46*, 66(1954).
- AA 145 Radiochemical Purity and the Significance of Isotope Studies in Nucleic Acid Metabolism. T. D. Price, L. Eisler, J. D. Davidson, and P. B. Hudson. *Cancer Research Proc. 1*, 38(1954).
- AA 146 Radioisotope Removal in Modern Waste Treatment. W. J. Kaufman and G. Klein. *Proc. Am. Soc. Civil Engrs. 79*(1953).
- AA 147 Radiosotopes in the Hospital. S. Warren and R. F. Cowing. *Hospitals 27*, 97-102(1953).
- AA 148 Radioisotopes in Medicine. H. D. Diamond. *J. Med. Soc., New Jersey 48*, 420-3(1951).
- AA 149 Radioisotopes in Medicine. R. L. Huff. *Clin. Med. 59*, 12(1952).
- AA 150 Radiological and Chemical Defense. J. E. Christian and P. E. Miller. *Monthly Bull., Ind. State Board of Health 55*, 154(1952).
- AA 151 Removal of Radioactive Material from Water by Slurrying with Powered Metal. W. J. Lacy. *J. Am. Water Works Assoc. 44*, 824-8(1952).
- AA 152 Removal of Radioisotopes from Waste Solutions by Soils—Soil Studies with Conasauga Shale. T. W. Brockett, Jr., and O. R. Placak. *Proc. 8th. Ind. Waste Conf., Extension Series No. 83*, 393-409(1954).
- AA 153 Removal of Radioisotopes from Waste Solutions. Soil Suspension Studies. C. P. Straub and H. L. Krieger. *Proc. 8th Ind. Waste Conf., Extension Series No. 83*, 415-38(1954).
- AA 154 Removing Radioactive Material from Water by Coagulation. W. J. Lacy. *Water & Sewage Works 100*, 410-1(1953).
- AA 155 The Role of the Doctor in Atomic Defense. S. Warren. *Chicago Med. Soc. Bull.*, June(1950).
- AA 156 Role of Geiger Counter in Medical Institution. O. Glasser. *Cleveland Clinic Quart. 18*, 207-9(1951).
- AA 157 Safety Factors in the Clinical Use of Radioisotopes. C. C. Powell. *Med. Ann. Dist. Columbia 20*, 471(1951).
- AA 158 Separated Isotopes as Research Tools. B. Weaver. *Branched Chain 7*, 108-10(1951).
- AA 159 Serendipic Aspects of Recent Nutritional Research in Bacterial Photosynthesis. M. D. Kamen and H. Gest. *Phosphorus Metabolism 2*, 507-22(1952).
- AA 160 Soil Mixing Characteristics of Tillage Implements. W. C. Hulbert and R. G. Menzel. *Agr. Eng. 34*, 702-4(1953).
- AA 161 Spherical Electrostatic Analyzer for Measurements of Nuclear Reaction Energies. C. P. Browne, D. S. Craig, and R. M. Williamson. *Rev. Sci. Instr. 22*, 952(1951).
- AA 162 Stable Isotopes in Biochemical Research. D. Rittenberg and T. D. Price. *Ann. Rev. Nuclear Sci. 1*, 569(1952).
- AA 163 A Standard Cobalt 60 Teletherapy Source Capsule. M. Brucer. *Brit. J. Radiol. 27*, 410-2(1954).
- AA 164 Status of Neutron Dosimetry. H. H. Rossi. *Nucleonics 10*, No. 9, 26(1952).
- AA 165 Suggested Procedure for Performance of Autopsies on Radioactive Cadavers. R. F. Cowing and E. DeAmicis. *New Engl. J. Med. 251*, 380-2(1954).
- AA 166 Suitability of Tumor-Bearing Mice for Predicting Relative Usefulness of Isotopes in Brain Tumors. H. B. Locksley, W. H. Sweet, H. J. Powsner, and E. Dow. *Arch. Neurol. Psychiat. 71*, 684-98(1954).

- AA 167 Techniques Related to Production of Fe-59. R. W. Dunn. *Nucleonics 10, No. 8, 40-3*(1952).
- AA 168 Teletherapy Design Problems. M. Brucer. *Radiology 62, 91-8*(1954).
- AA 169 Teletherapy Evaluation Board. M. Brucer. *Radiology 60, 738-9*(1953).
- AA 170 Therapeutic Goals in the Nephrotic Syndrome. L. E. Farr. *Delaware State Med. J. 24, 299-306*(1952).
- AA 171 Thyroid Diseases. R. S. Dinsmore. *Postgrad. Med. 13, 137-40*(1953).
- AA 172 Treatment of Radioactive Water by Phosphate Precipitation. R. A. Lauderdale. *J. Ind. Eng. Chem. 43, 1538-41*(1951).
- AA 173 Use of Palladium 109 as a Multicurie Beta-Ray Source. W. W. Meinke, A. H. Emmons and J. V. Nehemias. *Nucleonics 10, No. 12, 54-7*(1952).
- AA 174 Use of Radioactive Isotopes in Medicine. L. R. Wasserman and R. Loevinger. *Advances in Internal Med. 5, 77-161*(1950).
- AA 175 The Use of Radioisotopes in the Textile Industry. C. E. Crompton. *Am. Dyestuff Reporter, August, 533-9*(1953).
- AA 176 Venoclysis by Catheterization: Some Pathologic Observations. J. H. Rust, R. A. Monroe and W. E. Lotz. *Cornell Vet. 43, 193-8*(1953).
- AA 177 Veterinary Aspects of Atomic Energy. J. H. Rust. *Military Surgeon 108, 115*(1951).
- AA 178 Waste Problems Presented by the Use of Radioactive Material. E. F. Gloyna. *Ind. Waste Conf. Texas, 36th Water Works & Sewerage Short School Proc.*(1954).
- AA 179 Youth Looks at Science. C. Yulish. *Metals Rev. 27, 6-7*(1954).
- AA 180 Aplicação dos isótopos radioactivos em medicina. C. A. Fried. *Resenha clinico-cient., São Paulo 21(5): 161-7*(1952).
- AA 181 Isotopes - A three-Year Summary of U. S. Distribution. United States Atomic Energy Commission. *United States Government Printing Office, Washington, D. C.*
- AA 182 Isotopes - A Five-Year Summary of U. S. Distribution. United States Atomic Energy Commission. *United States Government Printing Office, Washington, D. C.*
- AA 183 Cobalt Irradiators. R. R. Newell. *Radiology 59, 30*(1952).
- AA 184 Current Status of Radioisotope Therapy. R. R. Newell. *Mississippi Doctor 32, 162-5*(1954).
- AA 185 The Distribution of Interstitial and Intracavitary Injections of Certain Radiochemical Preparations of Medical Interest. G. C. Kyker. *Bol. Assoc. Med. Puerto Rico 46, No. 8, 362-74*(1954).
- AA 186 Human Tolerance for Large Amounts of Radiation. R. R. Newell. *Radiology 54, 598-601*(1950).
- AA 187 Influence of Rate of Plant Residue Addition in Accelerating the Decomposition of Soil Organic Matter. M. J. Hallam and W. V. Bartholomew. *Soil Sci. Soc. Amer. Proc. 17, 365-8*(1953).
- AA 188 Radiobiology in the Service of Medicine. R. R. Newell. *Ann. Rev. Med., 317-38*(1950).
- AA 189 Radioisotope Production Rates in a 22-Mev Cyclotron. J. A. Martin, R. S. Livingston, K. L. Murray, and M. Rankin. *Nucleonics 13, No. 3, 28-32*(1955).
- AA 190 Use of Radioisotopes in Medical Practice. R. R. Newell. *Radiology 54, 752-4*(1950).
- AA 191 What's New in Isotopes. R. R. Newell. *Calif. Med. 73, July*(1950).

Isotope Techniques

- BB 1 An Apparatus for Determining Bone Density by Means of Radioactive Strontium (Sr-90). F. G. Evans, C. C. Coolbaugh, and M. Lebow. *Science 114, 182-5*(1951).
- BB 2 Apparatus for Intracavitary Administration of Colloidal Gold. R. S. Yalow and B. B. Cohen. *Nucleonics 11, No. 12, 65-7*(1953).
- BB 3 Automatic Determination of Radioactivity on Filter Paper Chromatograms. L. B. Rockland, J. Lieberman, and M. S. Dunn. *Anal. Chem. 24, 778-82*(1952).
- BB 4 The Autoradiograph—A Tool for Cytogeneticists. J. H. Taylor and S. H. Taylor. *J. Heredity 44, 129-32*(1953).
- BB 5 Autoradiographic Arsenic Localization in Adult and Embryonic Epithelium and Connective Tissues. S. C. Sommers, B. S. Geyer, and R. N. Chute. *Proc. Soc. Exptl. Biol. Med. 84, 234-9*(1953).
- BB 6 Autoradiographic Detection of Incorporation of P-32 into Chromosomes During Meiosis and Mitosis. J. H. Taylor. *Exptl. Cell Research 4, 164-73*(1953).
- BB 7 Autoradiographic Distribution of Intravenous Colloidal Gold (Au-198) in the Rat. V. A. Stenbridge, R. M. Kniseley, and W. Gibbs. *Lab. Invest. 2, 349-56*(1953).
- BB 8 Autoradiographic Evidence of Cortisone Action on Mast Cells in Experimental Skin Tumors. G. Asboe-Hansen. *Cancer Research 14, 94-5*(1954).
- BB 9 Autoradiographic and Microphotometric Studies of the Relation between Phosphorus Incorporation into Desoxyribonucleic Acid and the Synthesis of Desoxyribonucleic Acid. R. McMaster and J. H. Taylor. *Anat. Record 117, 584-5*(1953).

- BB 10 Autoradiographic and Staining Observations on the Use of Carbowax as an Embedding Medium for Frozen-Dried Tissues. M. W. Holt and S. Warren. *J. Natl. Cancer Inst.* 13, 236-8(1952).
- BB 11 Autoradiographic Studies. J. C. Gallimore, Jr., G. A. Boyd, G. A. Andrews, and M. Brucer. *Radiology* 61, 595-601(1953).
- BB 12 Autoradiographic Studies on Iron 59 Turnover by Erythroid Cells in Rat Bone Marrow. M. E. Austoni. *Proc. Soc. Exptl. Biol. Med.* 85, 48-51(1954).
- BB 13 Autoradiographic Studies of Surface Detail with Chromium 51. L. E. Preuss. *Nucleonics* 12, No. 8, 30-2(1954).
- BB 14 Autoradiographic Technique with Carbon 14 in Rubber. A. D. Kirshenbaum, C. W. Hoffman, and A. V. Grosse. *Rubber Chem. Technol.* 25, 291-302(1952).
- BB 15 An Autoradiographic Technique for Detailed Studies with Plant Tissue. W. M. Dugger, Jr., and D. E. Moreland. *Plant Physiol.* 28, 143-5(1953).
- BB 16 Autoradiographs of Algae and Ciliates Exposed to Tritiated Water. C. Chapman-Andresen. *Exptl. Cell Research* 4, 239-42(1953).
- BB 17 Autoradiography after Activation of Histological Sections with Deuterons. E. Odeblad and C. A. Tobias. *Arch. Biochem. and Biophys.* 49, 452-3(1954).
- BB 18 Autoradiography of Mast Cells in Experimental Skin Tumors of Mice Injected with Radioactive Sulfur (S-35). G. Asboe-Hansen. *Cancer Research* 13, 587-9(1953).
- BB 19 Autoradiography of Soil Sections and Its Applications. W. B. Johnston. *Soil Sci.* 78, 247-55(1954).
- BB 20 Biologically Prepared Radioactive Indicators in a Study of the Metabolism of Pentobarbital. E. Titus and H. Weiss. *Federation Proc.* 12, 372(1953).
- BB 21 Boron Detection in Tissues Using the (n,α) Reaction. G. Mayr, H. D. Bruner, and M. Brucer. *Nucleonics* 11, No. 10, 21-5(1953).
- BB 22 Chest Radioautography. W. M. Lochr. *Am. J. Roentgenol. Radium Therapy, Nuclear Med.* 68, 355-9(1952).
- BB 23 The Cholescintigram. E. T. Yuhl, L. A. Stirrett, M. R. Hill, Jr., and J. M. Beal. *Surgery* 34, 724-7(1953).
- BB 24 Chromatographic Evidence for Incorporation of 2,6-diaminopurine into Nucleoside Phosphates of the Mouse. G. P. Wheeler and H. E. Skipper. *Federation Proc.* 12, 289(1953).
- BB 25 Chromatographic Studies on the Interconversion of Amino Acids. O. G. Lien, Jr., and D. M. Greenberg. *J. Biol. Chem.* 195, 637-44(1952).
- BB 26 Clinical Radiography with a Tm-170 Source. R. J. Hasterlik. *Nucleonics* 12, No. 5, 37(1954).
- BB 27 Comparison of Methods of Preparing Thin-Tissue Plant Leaves for Autoradiography. S. J. Toth and E. M. Romney. *Soil Sci.* 78, 95-8(1954).
- BB 28 A Continuously Recording Scanning Device for Radiochromatographic Analysis of Labeled Antigen-Antibody Reactions. R. B. Williams and R. E. Smith. *Proc. Soc. Exptl. Biol. Med.* 77, 169-74(1951).
- BB 29 Destruction of Amino Acids During Filter Paper Chromatography. M. K. Brush, R. K. Boutwell, A. D. Barton, and C. Heidelberger. *Science* 113, 4-6(1951).
- BB 30 Detection of Tritiated Compounds in Paper Chromatography. I. Gray, I. Saburo, A. A. Benson, and D. Kritechevsky. *Rev. Sci. Instr.* 21, 1022(1950).
- BB 31 Determination of Small Amounts of Niobium and Tantalum Using Radioisotope Tracer Technique. T. F. Boyd and M. Galan. *Anal. Chem.* 25, 1568(1953).
- BB 32 Deuteron Activation and Autoradiography as Coupled Techniques in Tracer Experiments. K. M. Laing, R. E. Jones, D. E. Emhiser, J. V. Fitzgerald, and G. S. Bachman. *Nucleonics* 9, No. 4, 44-6(1951).
- BB 33 Device for Loading Cobalt 60 Cartridges in Tubing for Cancer Therapy. G. W. Callendine, Jr. and J. L. Morton. *Nucleonics* 12, No. 4, 62-4(1954).
- BB 34 Distillation of "Carrier-Free" Iodine 131 Activity. M. Kahn, A. J. Freedman and C. G. Schultz. *Nucleonics* 12, No. 7, 72-5(1954).
- BB 35 The Distribution of Food in Amoeba Cytoplasm Studied by Means of Autoradiography. N. Andresen, C. Chapman-Andresen, H. Holter, P. K. Jensen, and H. Levi. *Exptl. Cell Research* 1, 139-42(1950).
- BB 36 Effect of Buffer on Paper Electrophoretic Studies on State of Yttrium in Blood. D. B. Zilversmit and S. L. Hood. *Proc. Soc. Exptl. Biol. Med.* 84, 573-6(1953).
- BB 37 Effect of Ultraviolet Light on Steroids during Paper Chromatography. K. Savard, H. W. Wotiz, P. Marcus, and H. M. Lemon. *J. Am. Chem. Soc.* 75, 6327-9(1953).
- BB 38 Effluographic Determination of K-42 Release as Related to the Action Potential of Heart Muscle. J. M. O'Brien and W. S. Wilde. *Federation Proc.* 12, 105(1953).
- BB 39 Electrochromatographic Separations of Calcium and Phosphate Ions. T. R. Sato, W. E. Kisielski, W. P. Norris, and H. H. Strain. *Anal. Chem.* 25, 438-46(1953).
- BB 40 Electron-Track Autoradiography of Radioactive Frog Embryo. F. Sperling. *Anat. Record* 117, 600(1953).
- BB 41 Extrapolation Ionization Chamber for Measurement of Dosage in Intracavitary Irradiation. A. Littman, B. W. Fox, J. W. Beattie,

- and J. S. Laughlin. *Am. J. Roentgenol, Radium Therapy Nuclear Med.* 71, 1046-8 (1954).
- BB 42 Filter Paper Electrophoresis of Serum Proteins of the Domestic Fowl. W. P. McKinley, W. F. Oliver, W. A. Maw, and R. H. Common. *Proc. Soc. Exptl. Biol. Med.* 84, 346-51(1953).
- BB 43 The Fluorometric Determination of Polycarboxylic Acids Following Chromatography. C. E. Frohman and J. M. Orten. *J. Biol. Chem.* 205, 717-23(1953).
- BB 44 Freeze-Drying Tissues for Autoradiographic Study. M. W. Holt and S. Warren. *Lab. Invest.* 2, 1-14(1953).
- BB 45 The Function of Various Types of Thyroid Carcinoma as Revealed by the Radioautographic Demonstration of Radioactive Iodine (I-31). P. J. Fitzgerald and F. W. Foote, Jr. *J. Clin. Endocrinol.* 9, 1153-70(1949).
- BB 46 Handling of Radioactive Cadavers. Editorial. *J. Am. Med. Assoc.* 156, 773(1954).
- BB 47 An Improved Technic for Liquid Emulsion Autoradiography. J. S. Arnold. *Proc. Soc. Exptl. Biol. Med.* 85, 113-6(1954).
- BB 48 Incorporation of 2,6-Diaminopurine into the Nucleoside Phosphates of the Mouse. G. P. Wheeler and H. E. Skipper. *J. Biol. Chem.* 205, 749-54(1953).
- BB 49 Intracellular Localization of Compounds with Tritium H³, by Radioautography. M. L. Eidinoff, P. J. Fitzgerald, E. B. Simmel, and J. E. Knoll. *Proc. Soc. Exptl. Biol. Med.* 77, 225-9(1951).
- BB 50 Intracellular Localization of Labeled Nucleic Acid Determined with Autoradiographs. J. H. Taylor. *Science* 118, 55-7(1953).
- BB 51 Intravenous Lipids, Lipoproteins, and Mucopolysaccharides in Experimental Atheroma. P. L. Benner and C. A. Woerner. *Lab. Invest.* 2, 321(1953).
- BB 52 Iodinated Protein in Milk. L. Van Middlesworth, A. H. Tuttle, and A. Threlkeld. *Science* 118, 749(1953).
- BB 53 The Irradiation of Crystalline Vitamin B-12 with Neutrons. P. Numerof and J. Kowald. *J. Am. Chem. Soc.* 75, 4350-2(1953).
- BB 54 The Isolation of Iodinated Amino Acids from Thyroid Tissue by Means of Starch Column Chromatography. B. M. Dobyns and S. R. Barry. *J. Biol. Chem.* 204, 517-31(1953).
- BB 55 Isolation and Purification of Radioactive Sugars by Means of Paper Chromatography. E. W. Putman and W. Z. Hassid. *J. Biol. Chem.* 196, 749-52(1952).
- BB 56 The Isotope Derivative Method of Protein Amino End-Group Analysis. S. Udenfriend and S. F. Velick. *J. Biol. Chem.* 190, 733-40 (1951).
- BB 57 Isotope Uptake of Individual Cells. Technic for Stained Autoradiographs and Microphotographs for Grain Counting. L. G. Lajtha. *Exptl. Cell Research* 3, 696-8(1952)
- BB 58 Labeling Bovine and Human Albumin with I-131. R. C. Gilmore, Jr., M. C. Robbins, and A. F. Reid. *Nucleonics* 12, No. 2, 65-8(1954).
- BB 59 The Localization of Certain Alkaline and Rare Earth Elements in the Costochondral Junction of the Rat. C. W. Asling, J. G. Hamilton, D. Axelrod-Heller, and B. J. Louie. *Anat. Record* 113, 285-300(1952).
- BB 60 The Measurement of Deuterium Oxide in Body Fluids by the Falling Drop Method. P. R. Schloerb, B. J. Frisi-Hansen, I. S. Edelman, B. B. Sheldon, and F. D. Moore. *J. Lab. Clin. Med.* 37, 653-62(1951).
- BB 61 The Measurement of Total Body Potassium by the Radioisotope Dilution Technique. B. A. Burrows and J. H. Sisson. *J. Clin. Invest.* 29, 801(1950).
- BB 62 A Method of Preparing Radioautographs with Adjacent Sections. T. C. Evans and W. E. McGinn, Jr. *Cancer Research* 13, 661-5(1953).
- BB 63 A Method for Radioautographic Localization of Isotopes in Tissues. H. W. Diserens and O. Hall. *Texas Repts. Biol. Med.* 10, 286(1952)
- BB 64 Microscopic Distribution of Radioisotopes in Tissues. M. W. Holt and S. Warren. *Lab. Invest.* 2, 264-79(1953).
- BB 65 A Multicelled Sample Container for the Rapid Counting of P-32 in Blood. H. C. Lawson, E. S. Coleman, and S. Adams. *Rev. Sci. Instr.* 25, 397(1954).
- BB 66 Nature of Plasma Iodine Following Destruction of the Rat Thyroid with I-131. W. Tong, A. Taurog, and I. L. Chaikoff. *J. Biol. Chem.* 195, 407-13(1952).
- BB 67 A New Method, Using Radioiron, for Determining the Iron-Binding Capacity of Human Serum. A. R. Feinstein, W. F. Bethard, and J. D. McCarthy. *J. Lab. Clin. Med.* 42, 907-14(1953).
- BB 68 A New Technic for Visualizing Thyroid Outline Using I-131 and a Scintillation Counter. V. Spear. *Phys. Rev.* 95, 308 (1954).
- BB 69 A Non-Leaching Technic for Autoradiography. J. C. Gallimore, E. C. Bauer, and G. A. Boyd. *Stain Technol.* 29, 95-8(1954).
- BB 70 A Note on a Chemographic Artifact in Autoradiography. L. E. Preuss and C. Harrison. *Science* 120, 67-8(1954).
- BB 71 Observations on the Nodular Thyroid Gland with the Gammagraph. H. C. Allen, Jr., F. J. Kelly, and J. A. Greene. *J. Clin. Endocrinol. and Metabolism* 12, 1356-72(1952).
- BB 72 Paper Chromatography of Choline and the Vitamins B₋₁, B₋₂, Niacin, and Niacinamide Preparation of Radioactive Choline Acetate and Study of Its Hydrolysis. A. Heyndrick. *J. Am. Pharm. Assoc. Sci. Educ.* 42, 680-1(1953).

- BB 73 Paper Chromatography of Steroids. D. Kritchevsky and M. R. Kirk. *J. Am. Chem. Soc.* 74, 4484(1952).
- BB 74 Penetration of Radiocalcium at Margins of Acrylic Restorations Made by Compression and Noncompression Technics. R. E. Sausen, W. D. Armstrong, and W. J. Simon. *J. Am. Dental Assoc.* 47, 636-8(1953).
- BB 75 P-32 Localization in the Intestine. M. W. Holt and S. Warren. *Proc. Soc. Exptl. Biol. Med.* 76, 709(1951).
- BB 76 Pipecolic Acid in *Phaseolus vulgaris*: Evidence on Its Derivation from Lysine. N. Grobbelaar and F. C. Steward. *J. Am. Chem. Soc.* 75, 4341-3(1953).
- BB 77 Preparation of Microautoradiographs with the Use of Stripping Film. W. E. Lotz and P. M. Johnston. *Nucleonics* 11, No. 3, 54(1953).
- BB 78 Preparation of Tissues for Determination of I-131 Activity. J. D. Perkinson, Jr., and H. D. Bruner. *J. Pharmacol. Exptl. Therap.* 103, 356-7(1951).
- BB 79 Preparation of Tissues for Iodine 131 Counting. J. D. Perkinson, Jr., and H. D. Bruner. *Nucleonics* 10, No. 11, 66-7(1952).
- BB 80 Propionic Acid Metabolism in Mouse Liver Slices. L. Daus, M. Meinke, and M. Calvin. *J. Biol. Chem.* 196, 77-87(1952).
- BB 81 Pulmonary Penetration of Particles Administered by Intratracheal Insufflation. H. Cember, T. F. Hatch, J. A. Watson, and T. B. Grucci. *Arch. Ind. Hyg. Occupational Med.* 10, 124-9(1954).
- BB 82 A Quantitative Autoradiographic Study of the Incorporation of S-35 in Tracheal Cartilage. H. Bostrum, E. Odeblad, and U. Friberg. *Arch. Biochem. and Biophys.* 38, 283-6(1952).
- BB 83 Quantitative Estimation of Radioautographic Reactions of Thyroid Follicles. N. J. Nadler and R. Bogoroch. *Anat. Record* 109, 329(1951).
- BB 84 Quantitative Radioautographic Study of the Concentration of *in Vivo* Fixed Ca-45 in New and Mature Bone. J. S. Arnold, K. E. Johnson, and W. S. S. Jee. *Federation Proc.* 13, No. 1, 421(1954).
- BB 85 Radioactive Gold in Filter Paper Electrophoresis Patterns of Plasma. N. Simon. *Science* 119, 95-6(1954).
- BB 86 Radioautographic Localization of Na-22 in the Rat Kidney. R. B. Jennings and J. S. Krakusin. *J. Lab. Clin. Med.* 40, 815(1952).
- BB 87 Radioautographic Method for Studying Deposition of Cigarette Smoke in the Dog Lung. W. A. Wolff, J. G. Tuttle, and J. M. Godfrey. *Federation Proc.* 13, No. 1, 324(1954).
- BB 88 Radioautographic Solubility Studies of I-131 and P-32 in Frozen-Dehydrated Tissues. M. W. Holt and S. Warren. *Proc. Soc. Exptl. Biol. Med.* 76, 4(1951).
- BB 89 Radioautographic Studies on the Reticuloendothelial System. D. Goulian, Jr. *Federation Proc.* 12, 211(1953).
- BB 90 Radioautographic Studies of the Tissue Culture Incorporation of Isotopes after Incubation in Media Containing Radioactive Compounds: Technic. P. J. Fitzgerald, J. J. Biesele, M. C. Slautterback, and E. B. Simmel. *J. Histochem. and Cytochem.* 1, 379(1953).
- BB 91 Radioautographic Study of the Deposition of the Calcium 45 in the Cranium, Teeth and Mandible. J. R. Jarabak, M. M. Kamins, and K. L. Vehe. *J. Am. Dental Assoc.* 47, 639-48(1953).
- BB 92 Radioautographic Visualization of Sulfur-35 disposition in the Articular Cartilage and Bone of Suckling Rats Following Injection of Labeled Sodium Sulfate. D. D. Dziewiatkowski. *J. Exptl. Med.* 93, 451-8(1951).
- BB 93 Radioautography: A Brief Review of Various Aspects and Applications with Special Reference to Thyroid Neoplasms. M. Kannerstein. *J. Newark Beth Israel Hosp.* 3, 269(1952).
- BB 94 Radioautography in Cancer. P. J. Fitzgerald. *Cancer* 5, 166-94(1952).
- BB 95 Radioautography in Cytology. P. J. Fitzgerald. *Texas Repts. Biol. Med.* 11, 671-7(1953).
- BB 96 Radioautography: Theory, Technic, and Applications. P. J. Fitzgerald, E. Simmel, J. Weinstein and C. Martin. *Lab. Invest.* 2, 181-222(1953).
- BB 97 Radiogold Administration. D. L. Tabern. *Nucleonics* 12, No. 9, 57-8(1954).
- BB 98 Radioisotope Procedures with Farm Animals. S. L. Hansard, C. L. Comar, and M. P. Plumlee. *Nucleonics* 9, No. 1, 13-25 (1951); *Nucleonics* 9, No. 2, 38-45(1951).
- BB 99 Radioisotopes as Tracers in Cigarette Smoke. W. A. Wolff, E. G. Purdom, and J. A. Isenhower. *Federation Proc.* 13, No. 1, 324(1954).
- BB 100 Radiotracer Techniques in Embryological Research. J. N. Dent and E. L. Hunt. *J. Cellular Comp. Physiol.* 43, Suppl. 1, 77-101(1954).
- BB 101 A Rapid Radioautographic Technique for Combined Calcified and Soft Tissues. H. M. Myers, E. Jennings, and H. Becks. *J. Dental Research* 31, 416(1952).
- BB 102 Renewal of Phosphate in Bone Minerals. 2. Radioautographic Studies of the Renewal of Phosphate in Different Structures of Bone. B. Engfeldt, A. Engstrom and R. Zetterstrom. *Biochem. et. Biophys. Acta* 8, 375-80(1952).
- BB 103 The Separation of Sodium from Potassium in Human Blood Serum by Ion Exchange Chromatography. W. L. Arons and A. K. Solomon. *J. Clin. Invest.* 33, 995-1000(1954).
- BB 104 A Set of Parts for the Remote Handling of Radioactive Substances. A. B. Ritchie and W. T. Spragg. *J. Sci. Instr.* 28, 214-6(1951).

- BB 105 Simplified Autoradiography Exposure Calculation. W. W. Wainwright, E. C. Anderson, P. C. Hammer, and C. A. Lehman. *Nucleonics* 12, No. 1, 19-21(1954).
- BB 106 Simplified Method for Determining Thyroid Function with Radioiodine. J. W. Lewis. *Nucleonics* 12, No. 6, 59-60(1954).
- BB 107 Simplified Procedure for Determination of PBI-131 in Blood. T. Fields and E. Kaplan. *J. Lab. Clin. Med.* 43, 960-1(1954).
- BB 108 The Simultaneous Measurement of Exchangeable Body Sodium and Potassium Utilizing Ion Exchange Chromatography. W. L. Arons, R. J. Vanderlinde and A. K. Solomon. *J. Clin. Invest.* 33, 1001-7(1954).
- BB 109 Single Cell Autographs of Bone Marrow and Blood from Rats Using Radioactive Phosphorus. W. I. Morse. *Am. J. Med. Sci.* 220, 522-9(1950).
- BB 110 Single Dimension Chromatographic Separation of Thyroxine and Triiodothyronine. E. C. Albright, F. C. Larson, and W. P. Deiss. *Proc. Soc. Exptl. Biol. Med.* 84, 240-4(1953).
- BB 111 *In Situ* Measurement of Soil Bulk Density. J. A. Vomocil. *Agr. Eng.* 35, No. 9, 651-4(1954).
- BB 112 Standardized Co-60 Source Capsule for Teletherapy. M. Brucer. *Nucleonics* 12, No. 6, 58-9(1954).
- BB 113 Sulfonamide Separations Based on Ion-Exchange Chromatography in Combination with Radioactive Techniques. H. H. Hutchins and J. E. Christian. *J. Am. Pharm. Assoc. Sci. Ed.* 42, 310-4(1953).
- BB 114 A Technic for Measurement of Radioactive Iodine (I-131) Uptake by the Human Thyroid Gland. J. U. Hidalgo, S. B. Nadler, T. Bloch, and R. T. Nieset. *Proc. Soc. Exptl. Biol. Med.* 77, 764-6(1951).
- BB 115 Thyroglobulin Formation in the Thyroid Follicle Visualized by the Coated Autograph Technique. C. P. LeBlond and J. Gross. *Endocrinology* 43, 306-24(1948).
- BB 116 Thyroid Gland Weight Determination from Thyroid Scintigrams with Postmortem Verification. W. E. Goodwin, B. Cassen, and F. K. Bauer. *Radiology* 61, 88-92(1953).
- BB 117 Tissue Surface Measurements as a Method of Studying *in Vivo* the Concentration of Beta Ray Isotopes. Theoretical and Experimental Analysis with Radioactive Phosphorus. E. Strajman. *Univ. Calif. Publ. Physiol.* 8, 333-76(1951).
- BB 118 Tritium in Radioautography. P. J. Fitzgerald, M. L. Eidinoff, J. E. Knoll, and E. B. Simmel. *Science* 114, 494-8(1951).
- BB 119 Uptake of Radioiodine in Frozen Thyroid Carcinoma Tissues. W. N. Harsha and B. R. Harsha. *Am. J. Clin. Pathol.* 21, 842-5(1951).
- BB 120 Use of Colloidal Au 198 for Obtaining Scintigrams of the Liver. E. T. Yuhl, L. A. Stirrett and B. Cassen. *Nucleonics* 11, No. 4, 54-56(1953).
- BB 121 The Use of the Radioautograph for Studying the Relative Radioactivity of Dental Materials. R. F. Sognnaes and J. H. Shaw. *J. Dental Research* 27, 770(1948).
- BB 122 The Use of Ultraviolet-Microscopy, Roentgen-Ray-Absorption, and Radioautographic Techniques in the Study of Neoplastic Disease. A. Discussion of These Cytophysical Techniques. P. J. Fitzgerald and A. Engstrom. *Cancer* 5, 643-77(1952).
- BB 123 Zone Paper Electrophoresis Studies on Radioiodinated Human Serum Albumin. E. R. Gabrieli, D. Goulian, Jr., T. Kinersly, and R. Collet. *J. Clin. Invest.* 33, 136-41(1954).
- BB 124 Activation Analysis of Several Rare Earth Elements. A Comparison with Spectrophotometric Procedures. W. W. Meinke and R. E. Anderson. *Anal. Chem.* 26, 907(1954).
- BB 125 Activation Analysis Using Low Level Neutron Sources. W. W. Meinke and R. E. Anderson. *Anal. Chem.* 25, 778(1953).
- BB 126 Adsorption Studies on Clay Minerals. I. Chromatography on Clays. J. A. Faucher, Jr., R. W. Southworth, and H. C. Thomas. *J. Chem. Phys.* 20, 157-60(1952).
- BB 127 Age Measurements on African Micaceous by the Strontium-Rubidium Method. L. O. Nicolayson, L. T. Aldrich, and J. B. Douk. *Trans. Am. Geophys. Union* 34, 342-3(1953).
- BB 128 Amino Acids in Fossils. P. H. Abelson. *Science* 119, 576(1954).
- BB 129 Analysis of the Radiocardiogram in Heart Failure. A. Shipley, R. E. Clark, D. Liebowitz, and J. S. Krohmer. *Circulation Research* 1, 428(1953).
- BB 130 Analysis of Urine for Gross Radioactivity. F. P. Cowan and J. Weiss. *Nucleonics* 10, No. 2, 33-5(1952).
- BB 131 Applications of Radioactive Tracer Techniques. D. L. Tabern. *Univ. Mich. Teachers Seminar*, 133(1952).
- BB 132 Assay of Radioiron and Radiosilver in Biological Samples. L. Cheong, G. C. Perri and L. M. Sharpe. *Anal. Chem.* 26, 242-3(1954).
- BB 133 Automatic Fraction Collector for Column Chromatography. O. G. Lien, E. A. Peterson, and D. M. Greenberg. *Anal. Chem.* 25, 920(1952).
- BB 134 A Beta-Ray Microscope. W. Kerr and H. J. Gomberg. *Science* 119, 51-5(1954).
- BB 135 Biological Applications of Tritium. R. C. Tompson. *Nucleonics* 12, No. 9, 31-5(1954).
- BB 136 The Biosynthesis of Proteins and Peptides, including Isotopic Tracer Studies. H. Borsook. *Fortschr. Chem. Org. Naturstoffe* 9, 292-362(1952).

- BB 137 Blood Volume Determinations by Means of Radioisotope Labelled Red Cells. An Experiment in Biochemistry. F. Lionetti and B. H. Sweet. *J. Chem. Educ.* 30, 63-6(1953).
- BB 138 Calculation of I-131 Beta Radiation Dose to the Bone Marrow. J. S. Robertson and J. T. Godwin. *Brit. J. Radiol.* 27, 241-2 (1954).
- BB 139 Capsules for Oral Administration of Radioisotopes. R. L. Libby and M. Tubis. *Nucleonics* 10, No. 3, 63-4(1952).
- BB 140 Chromatographic Identification of Some Biologically Important Phosphate Esters. R. S. Bandurski and B. Axelrod. *J. Biol. Chem.* 193, 405-10(1951).
- BB 141 Clinical Applications of Hepatic Radioactivity Surveys. L. A. Stirrett, E. T. Yuhl, and B. Cassen. *Am. J. Gastroent.* 21, 310-17(1954).
- BB 142 Comparison of the Ages of Some Pre-Cambrian Rocks Measured by Different Radioactive Decay Schemes. L. T. Aldrich. *Bull. Geol. Soc. Amer.* 64, 1390(1953).
- BB 143 A Comparison of the Microtechnique and Macrotechnique for Blood Volume Determinations. W. E. Noel, E. R. King, R. B. Brown, and L. W. Brady. *Surg. Gynecol. & Obstet.* 99, 500-2(1954).
- BB 144 A Comparison of the Oxygen and 14-C Methods of Measuring Marine Photosynthesis. J. H. Ryther and R. F. Vaccaro. *J. conseil, Conseil permanent intern. exploration mer* 20, 25-34 (1954).
- BB 145 The Concentration, Distribution and Excretion of Radio-Ethionine (S-35) in the Rat on Stock and Protein-Depleted Diets—Determined by Radioactivity Counting and Radioautography. P. J. Fitzgerald, L. Hellman, J. Weinstein, and R. Schimmel. *Am. J. Pathol.* 30, 619-20 (1954).
- BB 146 The Conversion of Hydrogenic Materials to Hydrogen for Isotopic Analysis. J. Bigeleisen, M. L. Perlman, and H. C. Prosser. *Anal. Chem.* 24, 1356-7(1952).
- BB 147 The Density of the Rous Sarcoma Virus in Sucrose Solutions. H. Kahler, W. R. Bryan, B. J. Lloyd and J. Moloney. *J. Natl. Cancer Inst.* 15, 331(1954).
- BB 148 Detection of Adenine C-14 in DNA by Autoradiography. L. G. Lajtha. *Nature* 173, 587(1954).
- BB 149 The Detection of Thyroid Stimulating Hormone by I-131 Uptake in Chicks. C. J. Shellabarger. *Am. J. Physiol.* 6, 721(1954).
- BB 150 Determination of the Age of Lepidolites by the Method of Isotope Dilution. G. L. Davis and L. T. Aldrich. *Bull. Geol. Soc. Amer.* 64, 379-80(1953).
- BB 151 Determination of Dissociation Constants of Complex Ions by a Radioactive Indicator Method. F. A. Long and C. M. Cook, Jr. *J. Am. Chem. Soc.* 73, 4119(1951).
- BB 152 Determination of Plasma Thyroid Hormone Using I-131 and Anionic Resin. W. A. Reilly and K. G. Scott. *Am. J. Diseases Children* 88, 788-9(1954).
- BB 153 Determination of Polyglucose in Blood and Urine. F. M. Sinex and D. D. Van Slyke. *Proc. Soc. Exptl. Biol. Med.* 79, 163-9(1952).
- BB 154 Determination of Soil Moisture by Neutron Scattering. W. Gardner and D. Kirkham. *Soil Sci.* 73, 391-401(1952).
- BB 155 Dilution Methods for Determination of Amniotic Fluid Volume. E. D. Neslen, D. L. Hutchinson, R. L. Hallet, and A. A. Plentl. *Am. J. Obstet. Gynecol.* 3, 598-607(1954).
- BB 156 Disappearance Rates of Na-24, K-42, and I-131 from Cerebral Cortex and Muscle in the Dog. W. Lawrence and L. Hellman. *Surg. Forum Proc. 39th Cong. Am. Coll. Surgeons.* 593-8(1954).
- BB 157 Discussion of Biochemical Tracer Applications: Major Problems, Limitations, Perspective, and Future Objective. C. Heidelberger. *Proc. 2nd Natl. Cancer Conf.* 2, 1576-81(1954).
- BB 158 Double Labeling in Studies of Protein Metabolism. W. Friedberg and F. Haurowitz. *Abstr. 126th Meeting Am. Chem. Soc.*, 16C(1954).
- BB 159 Double Tracer Radioautographic Studies of Ca-45 and Ra-226 Bone Deposition. J. S. Arnold and W. S. S. Jee. *Radiation Res. Soc.* 1, No. 5(1954).
- BB 160 Effects of Source and Specimen Dimensions on Resolution in Gamma Radiography. A. J. Stevens. *Non-Destructive Testing* 11, No. 8, 13-5(1953).
- BB 161 Electroencephalographic Abnormalities in Endocrine Diseases. J. V. Condon, D. R. Becka, R. Gibbs, and F. A. Gibbs. *New Engl. J. Med.* 251, 638-41(1954).
- BB 162 Electroencephalographic Abnormalities in Hyperthyroidism. J. V. Condon, D. R. Becka, and F. A. Gibbs. *J. Clin. Endocrinol. and Metabolism* 14, 1511-18(1954).
- BB 163 Experimental Iontophoresis: Studies with Radio-Isotopes. E. P. O'Malley, Y. T. Oester, and E. G. Warnick. *Arch. Phys. Med. Rehabilitation* 35, 500-7(1954).
- BB 164 Electron-Track Autoradiography of Radioactive Frog Ova. F. Sperling. *Nature* 174, 749(1954).
- BB 165 Embedding and Sectioning Undecalcified Bone and Its Application to Radioautography. J. S. Arnold and W. S. S. Jee. *Stain Technol.* 29, 225-39(1954).
- BB 166 Empirical Formulae for the Estimation of Thyroid Weight. R. L. Libby. *J. Clin. Endocrinol. and Metabolism* 14, 1265-8(1954).
- BB 167 Endobronchial Geiger Counter Studies of Intrathoracic Malignancies Utilizing Radioactive Phosphorus. K. P. Klassen, N. C. Andrews, G. M. Curtis, and W. G. Myers.

- Surg. Forum Proc. 37th Congr. Am. Coll. Surgeons*, 19-25(1952).
- BB 168 Fluoroscope and Geiger Counter for Measuring Ultraviolet Absorption of Chromatograms. T. D. Price. *Anal. Chem.* 26, 1127(1954).
- BB 169 Gas Flow Counter for Scanning Paper Chromatograms and Paper Ionograms. H. L. Demorest and R. Baskin. *Anal. Chem.* 26, 1531(1954).
- BB 170 Geiger Counter Probe for Diagnosis and Localization of Posterior Intraocular Tumors. C. I. Thomas, S. Krohmer, and J. P. Storaasli. *Arch. Ophthalmol. (Chicago)* 52, 413(1954).
- BB 171 The Gradient Tissue Culture Method. E. E. Osgood and M. L. Krippachne. *Exptl. Cell Research*, Dec.(1954).
- BB 172 A Gun for Interstitial Implantation of Radioactive Gold Grains. W. K. Sinclair, H. J. Holt, and D. W. Smithers. *Brit. J. Radiology* 25, 419D(1952).
- BB 173 A High Efficiency Still for Pure Water. R. Ballentine. *Anal. Chem.* 26, 549(1954).
- BB 174 High Resolution Autoradiography. L. G. Lajtha. *J. Phot. Sci.* 2, 130(1954).
- BB 175 High Resolution Location of Radioisotopes—The Beta-Ray Microscope. W. Kerr and H. J. Gomberg. *1st Intern. Instr. Congr. and Exposition of the Instr. Soc. Am. Paper No. 54-13-3*, Sept.(1954).
- BB 176 Hydrogen Determination and Liquid Analysis with a Beta-Particle Absorption Apparatus. V. N. Smith and J. W. Otvos. *Anal. Chem.* 26, 359-66(1954).
- BB 177 An Improved Carbon 14 Wet Combustion Technique. J. H. Weisburger, K. K. Weisburger and H. P. Morris. *J. Am. Chem. Soc.* 74, 2399(1952).
- BB 178 Improvements in Outlining of Thyroid and Localization of Brain Tumors by the Application of Sodium Iodide Gamma-Ray Spectrometry Techniques. H. C. Allen, Jr., J. R. Risser, and J. A. Greene. *Proc. of 2nd Radioisotope Conf., Oxford, England I*, 76-96(1954).
- BB 179 The Influence of Blood Incompatibilities on the Measurement of Blood Volume by Cell-Tagging Methods. L. M. Sharpe, D. L. Nickerson, M. I. Gregersen and W. S. Rott. *Proc. Soc. Exptl. Biol. Med.* 75, 61-2(1950).
- BB 180 Intracavitary and Interstitial Administered Methods for Radioactive Colloidal Gold. J. E. Stapleton and W. J. Wingo. *Nucleonics* 11, No. 3, 60-2(1953).
- BB 181 *In Vitro* Ion Exchange of *In Vivo* Fixed Skeletal Ca-45. J. S. Arnold and W. S. S. Jee. *Federation Proc.* 12, 383(1953).
- BB 182 Ion-exchange Chromatography of the Products of the Non-enzymatic Sugar Amino Acid Reaction, and the Occurrence of the Reaction in Liver Extracts. A. Abrams and H. Borsook. *J. Am. Chem. Soc.* 75, 6299-300(1953).
- BB 183 Ion Exchange Mechanism and Isotherms from Deep Bed Performance. C. Merriam, Jr., R. W. Southworth, and H. C. Thomas. *J. Chem. Phys.* 20, 1842-6(1952).
- BB 184 Ion Exchange and Recrystallization in Fixation of Ca-45 in the Rabbit's Skeleton. J. S. Arnold and W. S. S. Jee. *Proc. Soc. Exptl. Biol. Med.* 85, 658-63(1954).
- BB 185 Iontophoresis with Dye Substances, Inorganic Compounds and Organic Drugs. Y. T. Oester and E. P. O'Malley. *Arch. Phys. Med. Rehabilitation*, 627-33(1953).
- BB 186 Isolation of Pyruvic and Alpha-Ketoglutaric Acids from Blood and Tissue in the Presence of Carbon 14 Acetate. E. Kyamme and L. Hellman. *Anal. Chem.* 26, 1995-7(1954).
- BB 187 Isotope Incorporation in *Paramecium aurelia* Studies with Radioautography and Chemical Analysis. L. D. Hamilton, P. J. Fitzgerald, G. B. Brown, and C. C. Stock. *J. Histochem. Cytochem.* 1, 378-9(1953).
- BB 188 Isotopenbestimmung mit der Goldabsorptionsmethode. M. Forro. *Zeitschrift fur Physik* 138, 441-8(1954). (In German.)
- BB 189 Isotopic Analysis of Some Gaseous Boron Hydrides. W. S. Koski, P. C. Maybury and J. J. Kaufman. *Anal. Chem.* 26, 1992(1954).
- BB 190 Isotopic Composition of Lead in Olivine Bombs. G. R. Tilton, C. C. Patterson, and G. L. Davis. *Bull. Geol. Soc. Amer.* 65, 1314(1954).
- BB 191 K-Capture Spectroscopy. H. K. Hughes and J. W. Wilczowski. *Anal. Chem.* 26, 1889-99(1954).
- BB 192 The Localization of P-32 in the Supranuclear Zone of the Columnar Absorbing Cell of the White Rat. P. M. Johnston. *J. Morphol.* 95, 77-94(1954).
- BB 193 Low-cost I-131 Thyroid Uptake Apparatus. E. Siegel. *Nucleonics* 11, No. 10, 64(1953).
- BB 194 Measurement of Flow in Straight Tubes by Means of the Dilution Technique. H. H. Rossi, S. R. Powers and B. Dwork. *Am. J. Physiol.* 173, 103(1953).
- BB 195 Measurement and Handling of Radioactive Materials for Therapeutic Use. W. K. Sinclair. *Nucleonics* 9, No. 6, 35(1951).
- BB 196 The Measurement of Radioactive Samples for Clinical Use. W. K. Sinclair. *Brit. J. Radiology* 27, 565(1954).
- BB 197 Measurement of Regional Circulation in the Brain by the Uptake of an Inert Gas. S. S. Kety, W. M. Landau, and W. H. Freygang. *Proc. 14th Intern. Physiol. Congr. (Montreal)*, 511(1953).
- BB 198 Measurement of Skin Penetration by Use of Subcutaneous Probe-Counter in Conjunction with Radioisotope Labelled Material. H. R. Gittes, E. R. Hart, and A. S. Marrazzi. *Federation Proc.* 10, 50(1951).

- BB 199 Measurement of Specific Disintegration Rates by Internal Gas Counting. M. L. Eidinoff. *Anal. Chem.* 23, 632-5(1951).
- BB 200 Measurements of Solvent Volume Changes in a Sugar Factory Using a Radioactive Tracer Technic. J. U. Hidalgo. *Phys. Rev.* 95, 306(1954).
- BB 201 Metabolism of Bone as Studied by Radioautographic Distribution of Calcium, Plutonium and Radium. J. S. Arnold. *Am. J. Physiol.* 167, 765(1951).
- BB 202 Method for Continuous Extraction with a Chelating Agent. W. W. Meinke and R. E. Anderson. *Anal. Chem.* 24, 708(1952).
- BB 203 Method for the Location of Deuterium Atoms Attached to Cyclohexane Rings. E. J. Corey, R. A. Sreen, M. G. Danaher, R. L. Young, and R. L. Rutledge. *Chemistry & Industry* 4, 1294(1954).
- BB 204 A Method for Simultaneous Determination of Carbon 14 and Total Carbon. D. L. Buchanan and A. Nakao. *J. Am. Chem. Soc.* 74, 2389-95(1952).
- BB 205 Microscopic Autoradiography as a Tool in Cancer Research. G. A. Boyd. *Texas Repts. Biol. and Med.* 8, No. 4(1950).
- BB 206 Mineral Age Measurement: Mass-Spectrometric Determinations of Rb 87 and Sr 87 in Lepidolites. L. T. Aldrich, J. B. Doak, and G. L. Davis. *Bull. Geol. Soc. Amer.* 63, 1230(1952).
- BB 207 Modified Electrophoresis Cell for Determination of Labeled Phosphoproteins. R. E. Hein and R. E. Clegg. *Nucleonics* 10, No. 10, 70(1952).
- BB 208 NaI Gamma-Ray Spectrometry Techniques Applied to the Outlining of Brain Tumors. J. R. Risser and H. C. Allen, Jr. *Bull. Am. Phys. Soc.* 29, No. 2, 14(1954).
- BB 209 New Method for Determination of Gall Bladder Function. L. A. Stirrett and E. T. Yuhl. *Arch. Surg.* 68, 417-21(1954).
- BB 210 Nicotinic Acid Metabolism. I. The Use of Paper Chromatography in the Study of Nicotinic Acid Metabolism. B. C. Johnson and Pei-Hsing Lin. *J. Am. Chem. Soc.* 75, 2971-4(1953).
- BB 211 Note on Interpretation of Autoradiographs. C. S. Brandt. *Soil Sci.* 78, 481-2(1954).
- BB 212 Observations on the Histochemical Reduction of Photographic Emulsion in Radioautography. N. B. Everett and B. S. Simmons. *Anal. Record* 117, 25-35(1953).
- BB 213 Paper Chromatography of the Systemic Insecticides Demeton and Schradan. R. B. March, R. L. Metcalf, and T. R. Fukuto. *Agr. Food Chem.* 2, 732-5(1954).
- BB 214 Phospholipide Metabolism in the Aorta of the Cholesterol Fed Rabbit. M. L. Shore, R. F. Ackerman, and D. B. Zilversmit. *Am. J. Physiol.* 171, 767(1952).
- BB 215 Physical Factors in the Use of Cobalt 60 in Interstitial and Intracavitary Therapy. G. H. Fletcher, P. Wooten, W. H. Storey, and R. J. Shalek. *Radiology* 71, 1021(1954).
- BB 216 Plasma Volume Determination in the Hypovolemic State Produced by Intraperitoneal Injection of a Non-electrolyte Solution. H. Krieger, C. A. Hubay, W. E. Abbott, and S. Levey. *Proc. Soc. Exptl. Biol. Med.* 81, 503(1952).
- BB 217 Preparation of Radioactive Plastic Microspheres. M. Tubis and H. I. Jacobs. *Nucleonics* 10, No. 9, 54(1952).
- BB 218 Preparation of Tagged Spherical Clay Particles. W. S. Ginell and G. P. Simon. *Nucleonics* 11, No. 3, 49-51(1953).
- BB 219 The Preparation of Wet Ashed Tissues for Liquid Counting. C. T. Bahner, D. B. Zilversmit and E. Macdonald. *Science* 115, 597-8(1952).
- BB 220 Preparing Bond Sections for Radioautography. J. S. Arnold and W. S. S. Jee. *Stain Technol.* 29, 49-54(1954).
- BB 221 Principles Which Should Govern Titrated, Regularly Spaced Radioactive Phosphorus or Spray X-Ray Therapy of the Leukemias. C. V. Moore. *Proc. 3rd Intern. Congr. Intern. Soc. Hematol. Cambridge, England*, 21-5(1950).
- BB 222 Procedure for Digestion and Radioassay of Animal Tissues. H. Cember, J. A. Watson and T. B. Grucci. *Nucleonics* 12, No. 8, 40-1(1954).
- BB 223 The Quantitative Determination of S-35-Labeled Compounds in Complex Mixtures. J. B. Melchior and A. H. Goldkamp. *Anal. Chem.* 25, 233-5(1954).
- BB 224 Radioactive Methods of Analysis. G. D. Calkins. *Ohio J. Sci.* 52, 151(1952).
- BB 225 A Radioactive Shadowing Technique. M. Simnad, L. Yang and G. M. Pound. *J. Appl. Phys.* 25, 268(1954).
- BB 226 Radioactive Tracer Technics in Teaching and Research. J. E. Christian. *Proc. Teachers Seminar on Pharmacol.* 2, 61(1951).
- BB 227 Radio Assay of Cobalt 60. R. Ballentine and D. Burford. *Anal. Chem.* 26, 1021(1954).
- BB 228 Radioautographic Visualization of S-35 in the Tissue of Patients Given Labeled Sulfur. R. G. Gottschalk. *Abstract, Proc. Am. Assoc. for Cancer Research* 1, April(1953).
- BB 229 Radiocardiography in Congenital Heart Disease. H. Rogers, D. Goldring, M. Ter-Pogossian, and W. B. Seaman. *J. Pediatrics* 44, 392(1954).
- BB 230 Radioisotope Procedures with Laboratory Animals. S. L. Hansard and C. L. Comar. *Nucleonics* 11, No. 7, 44-7(1953).
- BB 231 Rapid Determination of I-131 Excretion Curves for Human Beings. F. E. Hoecker and H. L. Hiebert. *Nucleonics* 10, No. 9, 56-8(1952).

- BB 232 Recovery and Estimation of Radioisotopes from Biologic Material. II. The Electroplating Apparatus. Procedures for Copper, Silver, Zinc, Mercury, Iron and Cobalt. R. W. Dunn. *J. Lab. Clin. Med.* 37, 644-52(1951).
- BB 233 A Remote Control Precision Injector for the Interstitial and Intracavitary Injection of Radio-Active Gold. S. Taplits. *Am. J. Roentgenol. Radium Therapy* 67, 655-7(1954).
- BB 234 Remote Pipette Control for Radioactive Liquids. E. J. Liljegren. *Nucleonics* 10, No. 7, 67-8(1952).
- BB 235 A Remote Valve for Dispensing Colloidal Au-198 Solutions. L. E. Preuss. *Brit. J. Sci. Instr.* 31, 1347(1954).
- BB 236 Respirator in Chronic Pulmonary Disease with Spondylitis and Fixation of Thorax. E. Kaplan, J. Detweiler, B. M. Kaplan, and L. A. Baker. *J. Am. Med. Assoc.* 156, 1499-1500(1954).
- BB 237 Role of Radioautographically Detected Bone Growth and Remodelling in Ca-45 Excretion and Redistribution. J. S. Arnold, W. S. S. Jee, and K. D. Johnson. *19th Intern. Physiol. Congr. (Montreal)*(1953).
- BB 238 A Self-Calibrating Pipette for Remote Transfer of Colloidal Au-198. L. E. Preuss. *Nucleonics* 11, No. 2, 66(1953).
- BB 239 Self-diffusion of Magnesium. P. Shewmon and F. N. Rhines. *J. Metals* 6, 1021-5(1954).
- BB 240 Separate Assay of Fe-57 and Fe-59 in Mixed Preparations. W. B. Stewart and H. H. Rossi. *Nucleonics* 11, No. 10, 66(1953).
- BB 241 Separation of dl-cis from dl-trans Labeled and Unlabeled Chrysanthemum Acids on Paper. F. Acree, Jr., and F. H. Babers. *Science* 120, 948-9(1954).
- BB 242 Separation and Determination of Ribonucleotides and Related Compounds by Iontophoresis on Filter Paper. W. C. Werkheiser and R. J. Winzler. *J. Biol. Chem.* 204, 971-81(1953).
- BB 243 A Simple Laboratory Setup for Rapid Measurement of β -Ray Dosages Above 1 rep/sec. J. S. Krohmer and W. A. McCarthy. *Science* 113, 360(1951).
- BB 244 Simple Pipetter. S. L. Hood. *Anal. Chem.* 24, 2020(1952).
- BB 245 Simple Robot Drive for Craig Countercurrent Distribution Apparatus. F. C. Hickey. *Anal. Chem.* 24, 1993-5(1952).
- BB 246 Simple Wet-Combustion Method Suitable for Routine Carbon 14 Analysis. N. Barker, H. Feinberg and R. Hill. *Anal. Chem.* 26, 1503(1954).
- BB 247 A Simplified Method for Determination of Lipide-C-14 in Liver. H. Baruch and I. L. Chaikoff. *Proc. Soc. Exptl. Biol. Med.* 86, 97-9(1954).
- BB 248 A Simplified Method of Determining Radioisotopes in Tissues. D. L. Tabern and T. N. Lahr. *Science* 119, 739(1954).
- BB 249 A Simplified Technique for Blood Volume Determinations Using I-131 HSA. T. Fields, E. Kaplan, and M. Terril. *J. Lab. Clin. Med.* 43, 332-4(1954).
- BB 250 Simultaneous Use of I-131 Albumin and Cr-51 Labeled Red Cells in Blood Volume Studies in the Goat. A. W. Klement, Jr., D. E. Ayer and D. R. McIntyre. *Proc. Soc. Exptl. Biol. Med.* 87, 81(1954).
- BB 251 Studies on the Reactions of the Krebs Citric Acid Cycle in Tumor, with Homogenates, Slices, and *In Vivo* Techniques. V. R. Potter. *Cancer Research* 11, 565-70(1951).
- BB 252 Studies of Rosin Sizing by Means of Autoradiography and Electron Microscopy. C. W. Hock. *Proc. Tech. Assoc. Pulp Paper Ind.* 37, 427-30(1954).
- BB 253 Surface Detail Autoradiography. L. E. Preuss. *Nucleonics* 12, No. 8, 30 2(1954).
- BB 254 Synthesis and Chromatographic Separation of Isotopically Labeled DL threonine and DL-allothreonine. A. T. Shulgin, O. G. Lien, E. M. Gal, and D. M. Greenberg. *J. Am. Chem. Soc.* 74, 2427-9(1952).
- BB 255 A Syringe Shield Used in Injecting Radioactive Gold. P. Getzoff, J. Hidalgo, and J. Meyer. *J. Am. Med. Assoc.* 152, 1431-2(1953).
- BB 256 A Technique for Evaluating the Effectiveness of Localization of Radioactive Colloidal Gold 198 after Direct Injection into Tumors. J. U. Hidalgo, E. Burns, and R. T. Neiset. *Am. J. Roentgenol. Radium Therapy* 62, 658-60(1954).
- BB 257 A Test for Red Cell Production. R. L. Huff, C. A. Tobias, and J. H. Lawrence. *Acta Haematol.* 7, No. 3, 129-43(1952).
- BB 258 A Test of Tritium as a Labeling Device in a Biological Study. W. G. Verly, J. R. Rachele, V. du Vigneaud, M. L. Eidenoff, and J. E. Knoll. *J. Am. Chem. Soc.* 74, 5941-3(1952).
- BB 259 Use of Anionic Exchange Resin for the Determination of Protein Bound I-131 in Human Plasma. W. A. Reilly and K. G. Scott. *Metabolism* 3, 506-9(1954).
- BB 260 Use of Chelating Agent for Accelerating Excretion of Radio-iron. H. Foreman, R. L. Huff, J. Oda, and J. Garcia. *Proc. Soc. Exptl. Biol. Med.* 79, 520-4(1952).
- BB 261 The Use of Ion-Exchange Columns in Mineral Analysis for Age Determination. L. T. Aldrich, J. B. Doak, and G. L. Davis. *Am. J. Sci.* 251, 377-87(1953).
- BB 262 Use of Radioactive Iodine in Microdetermination of Protein-Bound Blood Iodine. F. Nesh and W. C. Peacock. *Anal. Chem.* 22, 1573(1950).
- BB 263 The Use of the Radioautographic Technique in Pathology. P. J. Fitzgerald. *Bull. N. Y. Acad. Med.* 28, 680-3(1952).
- BB 264 Use of Silicones in Preparation of Samples for Radioactivity Measurement. W. J. Wingo,

- J. H. Gast, and F. L. Aldrich. *Science* 115, 714(1952).
- BB 265 Use of Sintered Glass Disc in the Preparation of Radioactive Precipitates. J. J. Pinatian and J. M. Cross. *Anal. Chem.* 23, 1056(1951).
- BB 266 Variations in Strontium Isotope Abundances in Minerals. Part I. Mass Spectrometric Analysis of Mineral Sources of Strontium. L. T. Aldrich, L. F. Herzog, J. B. Doak, and G. L. Davis. *Trans. Am. Geophys. Union* 34, 457-60(1953).
- BB 267 Apparatus for Automatically Scanning Two-Dimensional Paper Chromatograms for Radioactivity. W. J. Wingo. *Anal. Chem.* 26, 1527(1954).
- BB 268 Clinical and Laboratory Experience with Cation Exchange Resins. F. Hine and C. J. Hlad, Jr. *Trans. Am. Clin. and Climatological Assoc.* 63(1951).
- BB 269 A Device for the Decontamination of Bottles Which Have Held I-131 Containing Urine. W. J. Wingo. *Texas Repts. Biol. Med.* 10, 782-9(1952).
- BB 270 Effect of Ultraviolet Light on Steroids During Paper Chromatography. H. H. Wotiz, K. Savard, P. Marcus, and H. M. Lemon. *Abstr. Natl. Meeting Am. Chem. Soc.*, 6-11(1953).
- BB 271 Fractionnement des hématies selon leur âge. Centrifugation d'hématies marquées par le fer radioactif. J. C. Dreyfus, G. Schapria, et J. Kruh. *Compt. rend. soc. biol.* 144, 792(1950).
- BB 272 Methods for Intracavitary and Interstitial Administration of Radioactive Colloidal Gold. J. E. Stapleton and W. J. Wingo. *Nucleonics* 11, No. 3, 60-2(1953).
- BB 273 Methods of Isolating Corticosteroids from Blood. H. Levy and S. Kushinsky. *Recent Progr. in Hormones Research* 9, 357(1954).
- BB 274 Recherches sur la biochimie de l'hémoglobine à l'aide de fer radioactif. III—Fractionnement des hémoglobines de lapin adulte par chromatographie sur papier. J. Kruh, J. C. Dreyfus, et G. Schapira. *Bull. soc. chim. biol.* 34, 773(1952).
- BB 275 Recherches sur la biochimie de l'hémoglobine à l'aide de fer radioactif. IV—Fractionnement des hémoglobines de lapin adulte par chromatographie sur alumine. Comparaison avec les résultats obtenus par d'autres techniques. J. Kruh. *Bull. soc. chim. biol.* 34, 778(1952).
- BB 276 Radioisotopes in Biology and Agriculture: Principles and Practices. C. L. Comar. McGraw-Hill Book Co., Inc., N. Y., N. Y.
- BB 277 An Apparatus for the Wet Combustion of Organic Compound for C-14 Assay. B. Borgstrom. *Acta Chem. Scand.*, 1187(1951).
- BB 278 Autoradiographic Visualization of Ca-45 Intake by Normal and Pathological Cartilage in Vitro. L. F. Belanger. *Proc. Soc. Exptl. Biol. Med.* 88, 150-2(1955).
- BB 279 On the Behaviour of the "Sodium Pump" in Frog Skin at Various Concentrations of Na ions in the Solution on the Epithelial Side. H. Linderholm. *Acta Physiol. Scand.* 31, 36-61(1954).
- BB 280 A Beta-Ray Microscope. W. Kerr and H. J. Gombert. *Science* 119, No. 3080, 51-5(1954).
- BB 281 A Comparison of Intracardiac and Intravenous Injections for the Measurement of Cardiac Output by the Dilution Technique. H. C. Lawson, O. W. Shadle, E. S. Coleman, and D. E. Holtgrave. *Circulation Research* 2, 251-5(1954).
- BB 282 Decontaminable Surfaces for Millicurie-Level Laboratories. S. E. Eaton and R. J. Bowen. *Nucleonics* 8, No. 5, 27-37(1951).
- BB 283 Determination of the Gamma Isomer Content of Benzene Hexachloride by Chlorine-36 Isotope Dilution Method. J. T. Craig, P. F. Tryon and W. G. Brown. *Anal. Chem.* 25, 1661-63(1953).
- BB 284 Determination of Penicillin G Using C-13 Isotope as a Tracer. J. T. Craig, J. B. Tindall, and M. Senkus. *Anal. Chem.* 23, 332-33(1951).
- BB 285 Determination of Penicillin C by Isotope Dilution Using C-14 Isotope as a Tracer. J. T. Craig. *Master's Thesis, Indiana State Teachers College, Terre Haute, Ind.*, June(1953).
- BB 286 Depth-Dose Measurements of Beta-Ray Isotopes with Photographic Film. E. Tochilin and R. Golden. *Nucleonics* 11, No. 8, 26-8(1953).
- BB 287 The Determination of the Total and Specific Activity of Calcified Tissue in Tracer Experiments Using 32-P. Advantages of the Extraction of the Inorganic Phosphate with Help of a 10% Trichloroacetic Acid Solution. V. Claassen and B. S. J. Wostmann. *Biochim. et Biophys. Acta* 10, 632-33(1953).
- BB 288 The Effect of Added Carrier on the Distribution and Excretion of Soluble Be. J. K. Scott, W. F. Neuman, and R. Allen. *J. Biol. Chem.* 182, 291-8(1950).
- BB 289 The Electrical Potential Across Isolated Frog Skins and Its Dependence on the Permeability of the Skins to Chloride Ions. H. Linderholm. *Acta Physiol. Scand.* 28, 211-16(1953).
- BB 290 An Improved Method for Degradation of Tyrosine and Phenols in General in Connection with Isotope Studies. L. Reio and G. Ehrensvar. *Arkiv Kemi* 5, 301-11(1953).
- BB 291 Investigation on Lipid Separation Methods. Separation of Cholesterol Esters, Glycerides and Free Fatty Acids. B. Borgstrom. *Acta Physiol. Scand.*, 111(1952).
- BB 292 Investigation on Lipid Separation Methods. Separation of Phospholipids from Neutral Fat and Fatty Acids. B. Borgstrom. *Acta Physiol. Scand.*, No. 25, 101(1952).

- BB 293 Isolation of C 14 Labeled Coenzyme I and II by Paper Chromatography. I Boone and K. T. Woodward. *Science* 120, No. 3112, Aug.(1954).
- BB 294 Labeling and Tracing Rat Blood Platelets with Chromium-51. J. S. Robertson and W. L. Milne, et al. *Proc. 2nd. Radiotope Conf.* 205-9(1954).
- BB 295 Preparation, Extraction and Determination of Cholesterol Labeled with Deuterium or Carbon 14. L. Bugnard, F. Chevallier and J. Coursaget. *J. Physiol. (Paris)* 45, 463 9(1953).
- BB 296 Le Probleme de la Separation des Elements de Transition sur un Echangeur Cationique, et le Phenomene de Queue, au Cours de L'Elution. I. Kadomtzeff. *J. chim. phys.* 51, No. 4(1954).
- BB 297 Production of Acetate by Higher Plants, as Determined by the Isotope Dilution Technique. F. C. G. Hoskin, G. Krotkov, R. Y. Moir, and G. B. Reed. *Am. J. Botany* 40, 502(1953).
- BB 298 A Remote Valve for Dispensing Colloidal 198-Au Solutions. L. E. Preuss. *J. Sci. Instr.* 31, 29(1954).
- BB 299 Self-Calibrating Pipette for Remote Colloidal Au-198 Transfers. L. E. Preuss. *Nucleonics* 11, No. 2, 66(1953).
- BB 300 Separation of Beryllium from Biological Material. T. Y. Toribara and P. S. Chen. *Anal. Chem.* 24, 539(1952).
- BB 301 The Shay Rat as an Assay Animal for Anti-ulcer Factors: III. Paper Chromatography and Other Chemical Studies of Shay Rat Anti-ulcer Factors. H. L. Segal, L. L. Miller, R. P. Plosscowe, and L. M. Haroutumian. *Gastroenterology* 21, 551 55(1952).
- BB 302 A Simple Agitation Device for Highly Radioactive Volumetric Flasks. L. E. Preuss. *J. Sci. Instr.* 30, 252 3(1953).
- BB 303 Sources of Error in the Determination of Plasma Volume Using I 131 Labelled Human Serum Albumin and Liquid Gamma Counting. M. G. Crane and R. Adams. *Am. J. Med.* 17, 118(1954).
- BB 304 A Study of the Propagation Mode for Metallic Vapors in Shadow-Casting by Vacuum Evaporation of Au 198 and Cr 51. L. E. Preuss. *J. Appl. Phys.* 24, 1401 9(1953).
- BB 305 Trace Element Analysis by Isotope Dilution. M. G. Ingraham. *J. Phys. Chem.*, Jan(1954).
- BB 306 Use of a Gamma-Ray Pinhole Camera for *in Vivo* Studies. H. O. Anger. *Nature* 170, 200(1952).
- BB 307 A New Method of Estimation of Radioactive Iodine in Different Fractions of Hydrolysed Thyroid. K. P. Chakraborty. *Naturwissenschaften* 41, No. 7, 163(1954).
- BB 308 A Technique for the Treatment of Carcinoma of the Cervix Uteri with Cobalt-60. A. Bose, K. L. Bhattacharjee and P. De. *Indian J. Radiol.* 8, No. 4, 200(1954).

Applied Industrial Use

- CC 1 Absorption of Sulfur Dioxide in Cylinder Zone Oil Films in a Diesel Engine. F. A. M. Buck. *Ind. Eng. Chem.* 46, 1318(1954).
- CC 2 Activation Analysis Determines Sodium Content of Aluminum Alloys. R. C. Plumb and R. S. Silverman. *Nucleonics* 12, No. 12, 29-32 (1954).
- CC 3 Activity of Liquid Silver-Silicon Alloys. H. M. Schadel, G. Derge, and C. E. Birchenall. *Trans. Am. Inst. Met. Eng.* 188, 1282(1950).
- CC 4 Application of the Beta Gauge to Calendering Processes. G. B. Foster. *Proc. Am. Inst. Elec. Eng. Conf. on Rubber & Plastics*, April (1952).
- CC 5 Application of Cesium 137 to Industrial Radiography. J. W. Dutli and G. M. Taylor. *Non-Destructive Testing* 12, No. 2, 35-8(1954).
- CC 6 Applications of Isotopes in the Petroleum Industry. C. D. Wagner. *Can. Oil and Gas Ind.*, 47-50(1954).
- CC 7 The Application of Isotopes to the Examination of Industrial Materials. K. Fearnside. *Proc. Isotope Tech. Conf.* 2, Oxford(1951).
- CC 8 Application of Isotopic Sources to Food and Drug Sterilization. L. E. Crean, P. J. Isaacs, G. J. Weiss, and F. Fahnoe. *Nucleonics* 11, No. 12, 32-7(1953).
- CC 9 The Application of the Radioactive Tracer Technique to Metal Cleaning. J. C. Harris, R. E. Kamp, and W. H. Yauko. *ASTM Bull.* 158, May(1949).
- CC 10 Application of Radiometric Procedures to the Evaluation of Surface Cracking of Elastomers. J. L. Kalinsky and T. A. Werkenthin. *Rubber Age* 75, 375-84(1954).
- CC 11 The Appraisal of Detergency Through Radioactive Isotopes. C. P. McCord and R. L. Robertson. *Ind. Met. and Surg.* 19(1950).
- CC 12 Atomic Camera. R. M. Deutsch. *Steelways*, May, 27(1951).
- CC 13 Backscatter Thickness Gages. K. Fearnside, E. W. Jones and E. E. N. Shaw. *Applied Atomic Energy*, 140-2(1951).
- CC 14 Bacterial Cleanability of Various Types of Eating Surfaces. G. M. Ridenour and E. M. Arnbruster. *Am. J. Public Health* 42, 138-49 (1953).
- CC 15 The Beta Radiation Gauge, a Revolutionary Method of Continuous Process Control. G. B. Foster. *Proc. Soc. Plastics Industries*, Dec.(1951).
- CC 16 Beta Radiation Measurement Methods. G. B. Foster. *Radio-Television News*, April(1953).

- CC 17 The Best Performance from Beta Gages. L. R. Zumwalt. *Nucleonics* 12, No. 1, 55-8 (1954).
- CC 18 Beta Rays Slash H-2 Test Time. No Author. *Chem. Eng.* 61, 278-83(1954).
- CC 19 Better Case Depth Measurements with C-14. A. D. Kirshenbaum and H. C. Boynton. *Iron Age* 171, 138-140(1953).
- CC 20 The Catalytic Activity of Barium and Calcium Hydrides. I. An Exploratory Study. L. Wright and S. Weller. *J. Am. Chem. Soc.* 76, 5305(1954).
- CC 21 The Catalytic Activity of Barium and Calcium Hydrides. II. The Nature of the Catalyst. S. Weller and L. Wright. *J. Am. Chem. Soc.* 76, 5302(1954).
- CC 22 The Catalytic Activity of Barium and Calcium Hydrides. III. Hydrogen Exchange with Some C-4 Hydrocarbons. L. Wright and S. Weller. *J. Am. Chem. Soc.* 76, 5948(1954).
- CC 23 Catalytic Activity and Electrical Conductivity of Chromic Oxide Catalysts. S. E. Voltz and S. Weller. *J. Am. Chem. Soc.* 75, 5227 (1953).
- CC 24 Cesium Radio Isotope, New Tool for Parts Inspection. J. M. Thompson, Jr. and P. A. Glenn. *Iron Age*, Sept.(1953).
- CC 25 Cobalt 60 for Testing Castings. Editorial Staff. *Ry. Age*, 133, Sept. 76-7(1952).
- CC 26 Color Centers in Glass. R. K. Sheline, D. E. Sharp, and W. J. Arner. *J. Chem. Phys.* 19, 1422-3(1951).
- CC 27 Copper as an Acceptor Element in Germanium. C. S. Fuller and J. D. Struthers. *Phys. Rev.* 8, 526-7(1952).
- CC 28 Creep of Copper under Deuteron Bombardment. W. F. Witzig. *J. Appl. Phys.* 23, 1263(1952).
- CC 29 Cutting Costs Through Use of Radioisotopes. E. D. Cook. *2nd Ann. Conf.*(1953). *Natl. Ind. Conf. Board, Inc.*
- CC 30 Cutting Costs Through Use of Radioisotopes. H. S. Myers. *2nd Ann. Conf.*(1953). *Natl. Ind. Conf. Board, Inc.*
- CC 31 Design Considerations of Radioisotope Gauging Devices in the Steel Industry. G. B. Foster. *Proc. Galvanizers Committee, Am. Zinc. Inst.* April(1954).
- CC 32 Design Fission Irradiator to Break Trichinosis Cycle. H. J. Gomberg, S. E. Gould, J. V. Nehemias and L. E. Brownell. *Food Eng.*, 78-80, 154, 156(1954).
- CC 33 Detection of Scrapers in Pipe Lines. D. B. Scott. *Nucleonics* 9, No. 3, 68(1951).
- CC 34 Detergency Measurement. E. H. Armbruster and G. M. Ridenour. *Soap Sanit. Chemicals*, June(1952).
- CC 35 Determination of Oxygen in Metals and Metal Oxides by the Isotopic Method. A. D. Kirshenbaum and A. V. Grosse. *Trans. Am. Soc. Metals* 45, 758(1953).
- CC 36 Determination of Oxygen in Titanium and Zirconium by the Isotopic Method. A. D. Kirshenbaum, R. A. Mossman, and A. V. Grosse. *Trans. Am. Soc. Metals* 46, 525(1954).
- CC 37 Determination of Sulfate in Chromium Baths Using Radiobarium. S. L. Eisler. *Metal Finishing* 50, 71-4(1952).
- CC 38 Determination of Sulfur by Elementary Isotopic Analysis. A. D. Kirshenbaum and A. V. Grosse. *Anal. Chem.* 22, 613(1950).
- CC 39 Determination of the Self-Diffusion Coefficients of Gold by Autoradiography. H. C. Gatos and A. D. Kurtz. *J. Metals* 6, 616-9(1954).
- CC 40 Determination of Small Amounts of Zinc in Aluminum Alloys. K. Theurer and T. R. Sweet. *Anal. Chem.* 25, 119-21(1953).
- CC 41 Diffusion of Antimony in Silver. E. Sonder, L. Slifkin and C. T. Tomizuka. *Phys. Rev.* 93, 970-2(1954).
- CC 42 Diffusion of Co-60 in Some Ni-Al Alloys Containing Excess Vacancies. A. E. Berkowitz, F. E. Jaumot, Jr., and F. C. Nix. *Phys. Rev.* 94, 1407(1954).
- CC 43 Diffusion of Gold into Copper. A. B. Martin, R. D. Johnson, and F. Asaro. *J. Appl. Phys.* 25, 364-9(1954).
- CC 44 Diffusion of Indium into Gallium Near the Melting Point. R. E. Eckert and H. G. Drickamer. *J. Chem. Phys.* 20, 532(1952).
- CC 45 Diffusivity and Solubility of Copper in Germanium. C. S. Fuller, J. D. Struthers, J. A. Ditzenberger, and K. B. Wolfstirn. *Phys. Rev.* 93, 1182-9(1954).
- CC 46 Diffusion of Ions in Some Simple Glasses. J. R. Johnson, R. H. Bristow, and H. H. Blau. *J. Am. Ceram. Soc.* 34, 165-72(1951).
- CC 47 Diffusion of Tungsten in Nickel. H. W. Allison and G. E. Moore. *Phys. Rev.* 96, 840(1954).
- CC 48 Direct Determination of Oxygen in Rubber. A. D. Kirshenbaum and A. G. Streng. *Anal. Chem.* 25, 638(1953).
- CC 49 Distribution of the Mass Transported from a Collector into a Germanium Crystal by the Forming Process. M. W. Aarons, M. Pobere-skin, J. E. Gates, and E. B. Dale. *Phys. Rev.* 95, 1345(1954).
- CC 50 Distribution of Solute in Crystals Grown from the Melt Part II—Experimental. J. A. Burton, E. D. Kolb, W. P. Slichter, and J. D. Struthers. *J. Chem. Phys.* 21, 1991-6(1953).
- CC 51 Diffusion of Co-60 in Some Ni-Al Alloys Containing Excess Vacancies. A. E. Berkowitz, F. E. Jaumot, Jr., and F. C. Nix. *Phys. Rev.* 95, 1185(1954).
- CC 52 Does Irradiation Induce Radioactivity in Food? W. W. Meinke. *Nucleonics* 12, No. 10, 37-9(1954).
- CC 53 Economics of Pork Irradiation. H. J. Gomberg, S. E. Gould, J. V. Nehemias and L. E. Brownell. *Nucleonics* 12, No. 9, 66-70(1954).

- CC 54 The Effect on Diffusion Measurements of Some Beta-Ray Absorption Phenomena. A. E. Berkowitz. *Phys. Rev.* 94, 1407(1954).
- CC 55 Effect of Co-60 Gamma Radiation on Microorganisms. C. A. Lawrence, J. E. Brownell, and J. T. Graikoski. *Nucleonics* 11, No. 1, 9(1953).
- CC 56 Effect of Water on the Catalytic Activity of Chromic Oxide. S. F. Voltz and S. Weller. *J. Am. Chem. Soc.* 75, 5231(1953).
- CC 57 Electrostatic Neutralizer Discharge and Safety Characteristics. R. Beach. *Elec. Eng.* 71, April(1952).
- CC 58 Evaluation of Food Sterilization Efficiency. S. A. Goldblith and B. E. Proctor. *Nucleonics* 10, No. 9, 28(1952).
- CC 59 Equilibrium Thermochemistry of Solid and Liquid Alloys of Germanium and Silicon II—The Retrograde Solid Solubilities of Sb in Ge, Cu in Ge and Cu in Si. C. D. Thurmond and J. D. Struthers. *J. Phys. Chem.* 57, 831-4(1953).
- CC 60 Exchange of Iron between Liquid Metal and Iron Silicate Slag. G. Derge and C. E. Birchenall. *Trans. Am. Inst. Mining Met. Engrs.* 197, 1648(1953).
- CC 61 Experimental Evidence for the Vacancy Mechanism in Diffusion in Metals and Alloys. F. C. Nix and F. E. Jaumot, Jr. *Phys. Rev.* 83, 1275(1951).
- CC 62 An Experimental Study of Ink Film Thickness. D. N. Adams. *Sixth Ann. Rept. Tech. Assoc. Graphic Arts*, 194-206(1954).
- CC 63 Extension of Isotopic Method for Determining Oxygen in Metals to Copper Containing 0.01-0.1 Weight % of Copper. A. D. Kirshenbaum and A. V. Grosse. *Anal. Chem.* 26, 1955(1954).
- CC 64 Field Measurements of Soil Moisture and Density with Radioactive Materials. R. Horonjeff and I. Goldberg. *Proc. Highway Research Board, Natl. Research Council* 32, 500-7(1953).
- CC 65 Film Thickness Measurements for Infrared Spectrophotometry. J. H. Peterson and J. R. Downing. *J. Opt. Soc. Amer.* 41, 862(1951).
- CC 66 Further Study of Metal Transfer between Sliding Surfaces. J. T. Burwell and C. D. Strang. *Natl. Advisory Comm. Aeronaut.* 1-39(1951).
- CC 67 Gamma-Activation of Synthesis-Polymerization of Ethylene. J. G. Lewis, J. J. Martin and L. C. Anderson. *Chem. Eng. Progr.* 50, 249-55(1954).
- CC 68 Gamma Radiography. W. N. Blacklock. *Proc. Isotope Tech. Conf.* 2, Oxford(1951).
- CC 69 Gamma-Ray-Initiated Polymerization of Styrene and Methyl Methacrylate. D. S. Ballantine, P. Colombo, A. Glines, and B. Manowitz. *Chem. Eng. Progr. Symposium Ser.* 50, 267-70(1954).
- CC 70 Growth of Radioisotope Utilization in Industry and Engineering. P. C. Aebersold and C. E. Crompton. *Nuclear Eng. Part 3, Chem. Eng. Progr. Symposium Ser.* 50, No. 13, 105(1954). *Modern Lithography*, Oct.(1954).
- CC 71 How Radiation Affects Long-Chain Polymers. A. Charlesby. *Nucleonics* 12, No. 6, 18(1954).
- CC 72 How to Prepare and Use Radioactive Soils. J. M. Lambert, J. H. Roecker, J. J. Pescatore, G. Segura, Jr., and S. Stigman. *Nucleonics* 12, No. 2, 40-2(1954).
- CC 73 Improved Storage Quality of Potato Tubers After Exposure to Cobalt 60 Gammas. A. H. Sparrow and E. Christensen. *Nucleonics* 12, No. 8, 16(1954).
- CC 74 Improved Multiphase Flow Studies Employing Radioactive Tracers. V. A. Josendal, B. B. Sandiford, and J. W. Wilson. *Trans. Am. Inst. Mining Met. Engrs.* 195, 65-76(1952).
- CC 75 Improved Radioactive Tracer Carrier for Metal Cleaning Studies. J. C. Harris, R. E. Camp, and W. H. Yanko. *ASTM Bull.*, 308-9(1950).
- CC 76 Improving Product Quality with Use of Radioisotopes. J. C. Geniesse. *2nd. Ann. Conf.* (1953). *Natl. Ind. Conf. Board, Inc.*
- CC 77 Improving Product Quality with Use of Radioisotopes. E. W. Bratton. *2nd. Ann. Conf.* (1953). *Natl. Ind. Conf. Board, Inc.*
- CC 78 The Industrial Future of Radiation Chemistry. B. Manowitz. *Nucleonics* 11, No. 10, 18-20(1954).
- CC 79 Industrial Applications. C. Crompton. *Nucleonics* 12, No. 10, 72(1954).
- CC 80 Industrial Use of Radioactive Isotopes. D. M. McCutcheon. *Metal Progr.* 64, 105-6(1953).
- CC 81 Iridium 192 Used to Detect Blisters in Steel Tank. *Chem. Eng. News* 31, 2992(1953).
- CC 82 Isotope Inspection Controls Quality of Product. E. W. Bratton. *Tool Engr.*, July, 78(1954).
- CC 83 Instrumentation Radioactivity Plays an Important Role in Many Types of Industrial Instrumentation. B. W. Thomas. *Ind. Eng. Chem.* 45, 89A-91A(1953).
- CC 84 Inside a Coke Drum. C. E. Werstler, R. J. Niederstadt, and H. A. Lutz. *Oil Gas J.*, August(1954).
- CC 85 Isotopes and Interfaces. J. Kohl and R. L. Newacheck. *Petroleum Engr.*, March(1954).
- CC 86 Investigations Relating to the Possible Use of Atomic Fission Products for Food Sterilization. J. H. Hayner and B. E. Proctor. *Food Technol.* 7, 6-10(1953).
- CC 87 An Investigation of Xeroradiography of Uranium with High Energy Sources. R. E. Cofield. *Non-Destructive Testing* 12, No. 2, 39-43(1954).
- CC 88 Investigation of Wear of Metals by Radioactive Methods. M. Kerridge. *Proc. of the Isotope Tech. Conf.* 2, Oxford(1951).

- CC 89 Iridium 192 for Gamma Ray Radiography. No Author. *Non-Destructive Testing J.*, Summer(1951).
- CC 90 Leak Location by Radioactive Gases in Buried Pipes. A. Gemant, E. Hines, and E. L. Alexanderson. *J. Appl. Phys.* 22, 460-4(1951).
- CC 91 Lithographic Press Ink Distribution Studies by Radiotracer Techniques. J. R. Bradford. *Sixth Ann. Rept. Tech. Assoc. Graphic Arts*, 91-4(1954).
- CC 92 The Location of Sodium by Nuclear Activation in Glass-Corroded Tank Block Refractories. D. E. Emhiser, J. V. Fitzgerald, R. E. Jones, and K. M. Laing. *J. Am. Ceram. Soc.* 34, 380(1951).
- CC 93 The Luminescence of Organic Substances. E. J. Bowen. *Nucleonics* 10, No. 7, 14(1952).
- CC 94 Machining Technique for Radioactive Materials. M. Simnad and P. Shewmon. *Nucleonics* 12, No. 7, 69(1954).
- CC 95 Measuring Catalyst Flow Rates in Cat Crackers. D. E. Hull and R. R. Bowles. *Oil & Gas J.* 51, 295(1953).
- CC 96 Measurement of Wear of Cutting Tools by Tracer Techniques. M. E. Marchant. *Atomic Energy in Industry, Special Conf.*(1952). *Natl. Ind. Conf. Board, Inc.*
- CC 97 The Measurement of Soil Moisture and Density by Neutron and Gamma-Ray Scattering. D. J. Belcher, T. R. Cuykendall, and H. S. Sack. *Tech. Development Rept. No. 127*, 20(1950). *U. S. Civil Aeronautics Administration, Tech. Development and Evaluation Center, Indianapolis, Ind.*
- CC 98 Measuring the Time of Fall of a Labeled Plummet. A. J. Rogers, J. W. Heyd, W. L. Hood, and J. A. Williamson. *Nucleonics* 12, No. 6, 62(1954).
- CC 99 The Mechanism of Exchange between Radioactive Ions in Solution and Metal Surfaces. M. T. Simnad and R. C. Ruder. *J. Electrochem. Soc.* 98, 301-6(1951).
- CC 100 On the Mechanism and Kinetics of the Scaling of Iron. M. H. Davies, M. Simnad, and C. E. Birchenall. *Trans. Am. Inst. Mining Met. Engrs.* 919, 889(1951).
- CC 101 The Mechanism of Passivity in Chromate Solutions. M. Simnad. *Rev. Met.* 48, 1(1951).
- CC 102 Le Mechanisme de L'echange Entre les Ions Chrome en Solution et les Surfaces Metaliques. M. T. Simnad. *Rev. Met.* 48, No. 7(1951).
- CC 103 A Metal Cleaning Test Using Radioactive Stearic Acid as Soil. J. W. Hensley, H. A. Skinner, and H. R. Sutter. *Special Technical Publications No. 115, Am. Soc. Testing Materials*(1952).
- CC 104 A Method for Increasing the Electrical Resistivity of Insulators Under Ionizing Radiation. J. H. Coleman and D. Bohm. *J. Appl. Phys.* 24, 497-8(1953).
- CC 105 Mobility of Impurity Ions in Germanium and Silicon. J. C. Severiens and C. S. Fuller. *Phys. Rev.* 92, 1322-3(1953).
- CC 106 Neutron Logging of Drill Holes: The Neutron-Neutron Method. C. W. Tittle, H. Faul, and C. Goodman. *Geophysics* 16, 626-58(1951).
- CC 107 Neutron Well Logging. R. E. Fearon. *Nucleonics* 4, No. 6, 30(1949).
- CC 108 New Logging Technique Measures Density, Porosity. A. H. Flagg. *World Oil-Canadian Issue* 139, 142, 144, 156(1954).
- CC 109 A Note on a Simple Technique for Obtaining Absorption Coefficients of Metals and Alloys for Complex Radioactive Spectra. F. E. Jaumot, Jr., and F. C. Nix. *J. Appl. Phys.* 22, 1294(1951).
- CC 110 The Permeability of Different Elastomers to CO₂ Using Carbon 14. A. D. Kirshenbaum, A. G. Streng, and W. B. Duulap, Jr. *Rubber Age* 74, 903-8(1954).
- CC 111 The Physics of the Mechanical Removal of Ice from Aircraft. D. L. Loughborough. *Aeronaut. Eng. Rev.* 11, 29-34(1952).
- CC 112 The Possibilities of Using Separated Fission-Products for Production of Electrical Power. C. B. Amphlett. *Atomic Research Establishment Report AEREC/R 1388*, March(1954).
- CC 113 Preparation of a Tritiated Self-Luminescent Material. E. C. Farmer, I. A. Bernstein, W. Bennett, and M. Fields. *Nucleonics* 11, No. 2, 64(1953).
- CC 114 Prevention of Side Effects in Sterilization of Foods and Drugs by Ionizing Radiations. B. E. Proctor and S. A. Goldblith. *Nucleonics* 10, No. 4, 64(1952).
- CC 115 The Present Status of Nondestructive Test Methods for Inspection of Welded Joints in Ship Structures. J. Krieger, S. A. Wenk, and R. C. McMaster. *Non-Destructive Testing* 12, 27-33(1954).
- CC 116 Problem to Check Soundness of 2,000 Compressor Blades. Solution: Automatic Radiography with Co-60. J. L. Hile. *Materials and Methods* 40, 108-9(1954).
- CC 117 Progeny in Comminution. A. M. Gaudin, H. R. Spedder, and D. F. Kaufman. *Mining Eng.* 9, 69-70(1951).
- CC 118 Practical Applications of Radioisotopes in Protective Coatings. H. Gottlieb. *Paint, Oil & Chem. Rev. Oct.* 8(1953).
- CC 119 Radiation Chemistry and Sterilization of Biological Materials by Ionizing Radiations. J. P. O'Meara. *Nucleonics* 10, No. 2, 19(1952).
- CC 120 Radiation from Fission Materials for Food Preservation. L. E. Brownell. *Food Manuf.* 28, 383-86(1953).
- CC 121 Radiation Sterilization: II. The Effect of High Energy Gamma Radiation from Kilocurie Radioactive Sources on Steroid Hormones. B. Manowitz, R. V. Horrigan, J. Weiss, W.

- Tarpley, and M. Yudis. *Ind. Eng. Chem.* 46, 1458-64(1954).
- CC 122 Radioactive Control of Products Pipe Line Operation. D. E. Hull and B. A. Fries. *Proc. Am. Petroleum Inst.* 33, 90(1953).
- CC 123 Radioactive Cutting Tools for Rapid Tool-Life Testing. M. E. Merchant, H. Ernst, and E. J. Krabacher. *Trans Am. Soc. Mech. Engrs.*, May, 549-59(1953).
- CC 124 Radioactive Gages Signal Water Content of Snow Packs as Aid in Runoff Control. No Author. *Eng. News-Record* 151, 24-5(1953).
- CC 125 Radioactive Isotope Dilution Method for Determining Sulfate Concentration in Chromium Plating Baths. S. L. Eisler. *Plating* 39, 1019-43(1952).
- CC 126 Radioactive Isotopes in Timber Preservation Studies. No Author. *Bell Labs. Record* 28, June(1950).
- CC 127 Radioactive Snow Gage with Telemetering System. J. A. Doremus. *Motorola, Inc.* 6, 3-11(1950).
- CC 128 Radioactive Static Eliminators for the Textile Industry. P. S. H. Henry. *Proc. of the Isotope Tech. Conf.* 2, Oxford(1951).
- CC 129 Radioactive Tires Used in Test. W. L. Davidson and W. L. Wittig. *Rubber Age* 11, 28-34(1951).
- CC 130 A Radioactive Tracer Study of Silver Condensation on Substrates. L. Yang, M. Simnad, and G. M. Pound. *Acta Metallurgica* 21, 470(1954).
- CC 131 Radioactive Tracers to Mark Interfaces and Measure Intermixing in Pipe Lines. D. E. Hull and J. W. Kent. *Ind. Eng. Chem.* 44, 2745(1952).
- CC 132 Radiocobalt Level Gage Measures Contents of Closed Systems. S. L. Eisler. *Chem. Eng.* 59, 172-3(1952).
- CC 133 Radioactive Tracers in Flow Tests. R. S. Archibald. *J. Boston Soc. Civil Engrs.* 37, 49-116(1950).
- CC 134 Radioactive Tracers for Rapid Measurement of Cutting Tool Life. M. E. Merchant and E. J. Krabacher. *J. Appl. Phys.* 22, 1507-8(1951).
- CC 135 Radioactive Tracers Reveal Friction and Wear of Metals. J. T. Burwell and C. O. Strang. *Metal Progr.*, Sept., 69-74(1951).
- CC 136 Radioactive Tracers Speed Tool Life Study. E. J. Tangerman. *Am. Machinist* 95, 100-1(1951).
- CC 137 Radioactive Tracers for Tagging Special Steel Melts. D. L. Douglas. *Nucleonics* 12, No. 1, 16-8(1954).
- CC 138 Radioactive Tracers Track Metal Cleaner Effectiveness. J. W. Hensley. *Iron Age* 170, 151-4(1952).
- CC 139 Radioactivity in Pipe Line Flow Studies. D. E. Hull, J. W. Kent, and R. D. Lee. *World Oil* 129, May (1949).
- CC 140 Radiography with Cobalt 60. A. Morrison. *Nucleonics* 5, No. 6, 19(1949).
- CC 141 A Radioisotope Study of Cobalt in Porcelain Enamel. W. N. Harrison, J. C. Richmond, J. W. Pitts, and S. G. Benner. *J. Am. Ceram. Soc.* 35, 113-20(1952).
- CC 142 Radioisotope Tracer Successful in Products-Pipe-Line Application. G. Weber. *Oil Gas J.*, Nov., 115-20(1952).
- CC 143 Radioisotopes—A New and Important Tool in all Phases of Industry. B. F. Linz. *Oil Gas J.* 52, No. 19, 106, 108, 139(1953).
- CC 144 Radioisotopes in Process Instrumentation. J. Kohl. *Chem. Eng. Progr.* 48, 611-6(1952).
- CC 145 Radioisotopes in Industrial Control. G. D. Calkins and M. Pobereskin. *Chem. Eng. Progr. Symposium, Ser.* 50(1954).
- CC 146 Radioisotopes in the Study of Metal Surface Reactions. M. Simnad. *Monograph on Properties of Metallic Surfaces, British Institute of Metals*(1953)
- CC 147 Radioisotopic High-Potential, Low-Current Sources. J. H. Coleman. *Nucleonics* 11, No. 12, 42(1953).
- CC 148 Radioisotopes in Paint Technology. G. G. Manov and O. M. Bizzell. *Paint Technol.* 17, No. 198, June(1952).
- CC 149 Radioisotopic Tracers in the Pulp and Paper Industry. J. H. Rediske. *Southern Pulp Paper Mfr.*, Jan.(1953).
- CC 150 Radiometric Determination of the Efficiency of Water Displacement from Phosphated Surfaces. S. L. Eisler. *Organic Finishing, No.* 8, 19-21(1952).
- CC 151 Radiometric Evaluation of the Effectiveness of the Chromic Acid Rinse Treatment for Phosphated Work. S. L. Eisler and J. Doss. *Metal Finishing* 50, No. 12, 54-8(1952).
- CC 152 Radiometric Evaluation of the Efficiencies of Various Surfactants in Displacing Water from Steel. J. E. Smallwood and S. L. Eisler. *Soap Sanit. Chemicals* 29, No. 8, 48-51(1953).
- CC 153 Radiometric Evaluation of a New Stripping Solution for Phosphate Coatings. S. L. Eisler and J. Doss. *Metal Finishing* 51, No. 8, 58-63(1953).
- CC 154 Radiometric Study of the Adsorption Characteristics of a Calcium Sulfonate Rust Inhibitor. V. Hong, S. L. Eisler, D. Bootzin, and A. Harrison. *Corrosion* 10, 343-8(1954).
- CC 155 Radiometric Study of the Adsorption Characteristics of Stearic Acid. S. L. Eisler. *Corrosion* 9, No. 3, 91-4(1953).
- CC 156 Radiometric Study of the Chromium-Sulfate Complex Formed in Chromium Plating Baths. R. L. Sass and S. L. Eisler. *Plating* 41, 497-501(1954).
- CC 157 A Radiometric Study of the Iron Phosphating Process. S. L. Eisler and J. Doss. *Metal Finishing* 52, No. 3, 60-3(1954).

- CC 158 Radiometric Study of Phosphating Problems. S. L. Eisler and P. C. Chamberlain. *Metal Finishing* 50, No. 6, 113-6(1952).
- CC 159 Radiometric Study of Supplementary Chromate Coatings for Zinc and Cadmium Plating. S. L. Eisler, J. Doss, and M. Henderson. *Plating* 41, 147-54(1954).
- CC 160 Radiotracers in the Petroleum Industry. D. E. Hull. *Atomic Energy in Industry, Special Conf.*(1952). *Natl. Ind. Conf. Board, Inc.*
- CC 161 Ray-Sterilizing Food Wrappers. L. L. Kempe, J. T. Graikoski, and L. E. Brownell. *Food Eng.* 25, No. 11, 55-6, 174(1953).
- CC 162 Reduction of SrO by Methane. G. E. Moore, H. W. Allison, and K. B. Wolfstirn. *J. Chem. Phys.* 22, 726-32(1954).
- CC 163 Relative Importance of Various Sources of Defect-Producing Hydrogen Introduced into Steel During the Application of Porcelain Enamels. D. G. Moore, M. A. Mason, and W. N. Harrison. *J. Am. Ceram. Soc.* 35, 33-41(1952).
- CC 164 Retention of Chromium by Glass Following Treatment with Cleaning Solution. E. B. Butler and W. H. Johnston. *Science* 120, 543-4(1954).
- CC 165 Researchers Use Rays to Determine Soil Moisture and Density in Fields. No Author. *Eng. News-Record* 148, No. 13, 72(1952).
- CC 166 The Role of Cyanide Neutralization in the Surface Treatment of Steel. J. H. Peterson, G. M. Nichols and W. F. McDevit. *Metal Finishing* 52, No. 10, 62(1954).
- CC 167 Rules for Construction of Unfired Pressure Vessels Sub-Committee of Boiler Code. W. D. Kelley. *Am. Soc. Mech. Engrs. Boiler & Pressure Vessel Code Section VIII, UW-51, 56-7(1952).*
- CC 168 Self-Diffusion in Cobalt, F. C. Nix and F. E. Jaumot, Jr. *Phys. Rev.* 80, 119(1950): 82, 72(1951).
- CC 169 Self-Diffusion in Copper. A. Kuper, H. Letaw, Jr., L. Slifkin, E. Sonder, and C. T. Tomizuka. *Phys. Rev.* 96, 1224-5(1954).
- CC 170 Self-Diffusion of Iron in Iron Oxides. L. Himmel, R. F. Mehl, and C. E. Birchenall. *J. Metals* 5, 827(1953).
- CC 171 Self-Diffusion in Pure Polycrystalline Silver. L. Slifkin, D. Lazarus, and T. Tomizuka. *J. Appl. Phys.* 23, 1032-4(1952).
- CC 172 Self-Diffusion in Solid Sodium. I. N. H. Nachtrieb, E. Catalano and J. A. Weil. *J. Chem. Phys.* 20, 1185-8(1952).
- CC 173 Soil Moisture Determination by Neutron Scattering. A. H. Knight and T. W. Wright. *Proc. of the Radioisotope Conf.* 2, Oxford(1954).
- CC 174 Some Uses of Radioactive Tracers in Glass Technology. S. F. Cox and K. M. Laing. *Glass Ind.* 35, No. 4, 183(1954).
- CC 175 Some Unusual Radiographic Problems. M. D. Phillips, M. I. Rhoten and C. Kimmel. *Non-Destructive Testing* 12, No. 2, 17-20(1954).
- CC 176 A Study of the Method of Decrease in Surface Activity. R. C. Ruder and C. E. Birchenall. *J. Metals* 3, *Trans. Am. Inst. Met. Eng.* 191, 142-6(1951).
- CC 177 A Study of the Oxidation of Rubber by Means of the Isotopic Method. A. D. Kirshenbaum, A. G. Streng and A. H. Nellen. *Rubber Age*, 625-30(1953).
- CC 178 Studies on Radioisotope Removal by Water Treatment Processes. R. Eliassen. *J. Am. Water Works Assoc.* 43, 615-30(1951).
- CC 179 Surface Chemistry of Chromic Oxide. S. Weller and S. E. Voltz. *J. Am. Chem. Soc.* 76 4695(1954).
- CC 180 Telemetering System for Radio-Active Snow Gage. J. A. Doremus. *Natl. Electronics Conf.*, Chicago, Ill., Sept.(1950).
- CC 181 Tetramethylthiuram Disulfide Vulcanization of Extracted Rubber. II. Structure of Radioactive Tetramethylthiuram Disulfide. D. Craig, W. L. Davidson, A. E. Juve, and I. G. Geibr. *J. Polymer Sci.* 6, 1-5(1951).
- CC 182 Thickness Gaging by Radiation Absorption Methods. C. W. Clapp and S. Bernstein. *Gen. Elec. Rev.*, Nov.(1950).
- CC 183 Tiny Atomic Battery May Some Day Light Homes. No Author. *Science Digest* 35, No. 4, 19(1954).
- CC 184 Tracer Methods for Assessing Wear of Wire-Drawing Dies. J. C. E. Button, A. J. Davies and R. Turret. *Nucleonics* 9, No. 5, 34(1951).
- CC 185 Tracer Technique for Studying Gear Wear. V. N. Borsoff, D. L. Cook and J. W. Otvos. *Nucleonics* 10, No. 10, 67-9(1952).
- CC 186 Tracers in Metallurgy. J. J. Harwood. *Nucleonics* 2, No. 1, 57(1948).
- CC 187 Tracer Method for Sulfur Solubility and Diffusivity in Rubber. I. Auerbach and S. D. Gehman. *Anal. Chem.* 26, 685(1954).
- CC 188 Transmission of Co-60 Gamma Rays Through Thick Uranium. L. H. Lanzl, L. S. Skaggs, J. H. Pingel and J. E. Rose. *Rev. Sci. Instr.* 24, 394(1953).
- CC 189 Tube Wall Thickness Gage with Selection of Backscatter Gamma Radiations. J. L. Putman, S. Jefferson and J. F. Cameron. *Proc. of the Radioisotope Conf.* 2, Oxford(1954).
- CC 190 Use of Fission Products for Insect Control. C. C. Hasset and D. W. Jenkins. *Nucleonics* 10, No. 12, 42(1952).
- CC 191 The Use of Isotopes for Measuring Cleanliness of Surfaces. G. M. Ridenour. *Modern Sanitation* 4, No. 4(1952).
- CC 192 Use of Kilocurie Radiation Sources. B. Manowitz. *Nucleonics* 9, No. 9(1951).
- CC 193 The Use of Phosphorus 32 to Study the Movement of Wool Fibers During the Process of

- Drafting. D. S. Taylor. *Proc. of the Radioisotope Conf. 2*, Oxford(1954).
- CC 194 Use of Radioactive Iodine as a Tracer in Water-Flooding Operations. J. W. Watkins and E. S. Mardock. *J. Petroleum Technol.* 6, 117-24(1954).
- CC 195 Use of Radioactive Material to Measure Soil Moisture and Density in Symposium on the Use of Radioisotopes in Soil Mechanics. D. J. Belcher, R. C. Herner, T. R. Cuykendall, and H. S. Sack. *Special Tech. Publication, No. 137*, 10-22(1952). *Am. Soc. Testing Materials*.
- CC 196 The Use of Radioactive Isotopes in Industrial Radiography. G. H. Tenney. *Non-Destructive Testing 2*(1950).
- CC 197 The Use of Radioactive Isotopes to Overcome Electorstatic Dangers in Hospitals and Industry. A. Quinton. *Proc. of the Radioisotope Conf. 2*, Oxford(1954).
- CC 198 Use of Radioactive Isotopes in the Study of Vinyl Polymerization. F. C. Benington and H. W. Melville. *Proc. of the Radioisotope Conf. 2*, Oxford(1954).
- CC 199 The Use of Radioactive Materials for the Generation of High Voltage. E. G. Linder and S. M. Christian. *Vacuum 3*, No. 1, 65(1953).
- CC 200 Use of Radioactive Tracers in a Study of Displacement in a Model 5-Spot System. R. E. Wainerdi and R. F. Nielsen. *Producers Monthly 18*, No. 12, 16-20(1954).
- CC 201 Using Cobalt 60 and Fission Products in Pork Irradiation Experiments. H. J. Gomberg, S. E. Gould, J. V. Nehemias, and L. E. Brownell. *Nucleonics 12*, No. 5, 38(1954).
- CC 202 Using Radioactivity in the Refinery. G. C. Gester, R. D. Lee, and D. E. Hull. *Petroleum Processing 8*, 551(1953).
- CC 203 Utility of Isotopes in Metallurgy. H. C. Boynton and A. D. Kirshenbaum. *Steel*, Nov., 130-3(1953).
- CC 204 Vapor Pressure of Gold over Gold-Silver Alloys. C. L. McCabe, H. M. Schadel and C. E. Birchenall. *J. Metals 5*, 709(1953).
- CC 205 The Vapor Pressure of Gold and the Activities of Gold in Gold-Copper Solid Solutions. L. D. Hall, *J. Am. Chem. Soc.* 73, 757-60(1951).
- CC 206 Vapor Pressure of Silver. L. C. McCabe and C. E. Birchenall. *J. Metals 5*, 707(1953).
- CC 207 The Vapor Pressure of Silver. H. M. Schadel and C. E. Birchenall. *Trans. Am. Inst. Mining Met. Engrs.* 188, 1134(1950).
- CC 208 Variables Encountered in Tracer Experiments in Metallurgy. C. D. Starr, J. R. Lewis and T. J. Parmley. *Metal Progr.*, May, 673-80(1951).
- CC 209 Wanted: Better Materials for Nuclear Reactors. G. E. Evans. *Iron Age*, March(1952).
- CC 210 Weighing Bagasse and Sugar with Gamma Rays*. G. O. Burr and J. H. Payne. *Repts. Hawaiian Sugar Technol.*, 123-6(1954).
- CC 211 Will Atomic Batteries Change Present Methods of Electrical Generation? No Author. *Power 98*, 84-5(1954).
- CC 212 Determination of Soil Moisture by Neutron Scattering. W. Gardner and D. Kirkham. *Soil Sci.* 73, 391-401(1952).
- CC 213 Field Measurements of Soil Moisture and Density with Radioactive Materials. R. Horonjeff and I. Goldberg. *Proc., Highway Research Board, Natl. Research Council 32*, 500-7(1953).
- CC 214 Radioisotopes and Nuclear Reactions Applied to Soil Mechanics Problems. H. E. Hosticka. *Symposium on the Use of Radioisotopes in Soil Mechanics, Special Tech. Pub. No. 134, Philadelphia, Pa.: Am. Soc. Testing Materials 3-9*(1952).
- CC 215 A Portable Slow Neutron Flux Meter for Measuring Soil Moisture. N. Underwood, C. H. M. Van Bavel. *Soil Sci.* 77, 339-40(1954).
- CC 216 The Adsorption of S-35 Labelled Sodium Tetradecyl Sulphate at the Solution-Air Interface of Solutions Containing Sodium Tetradecyl Sulphate and Sodium Dodecyl Sulphate. O. Lamm and G. Nilsson. *Acta Chem. Scand.* 6, 1175-85(1952).
- CC 217 The Application of Radiochemical Techniques to the Study of the Interaction of Hair Fibers with Aqueous Solutions. P. B. Stam and H. J. White, Jr. *Textile Research J.* 24, 785-91(1954).
- CC 218 Atoms and Textiles. Editorial. *J. Textile Inst., Proc.* 45, No. 7, 301(1954),
- CC 219 Exchange of Isotope Ions in Cation Exchangers. T. Westermark. *Acta Chem. Scand.* 4, 968-69(1950).
- CC 220 High Resolution Autoradiography for Study of Grain Boundaries in Metals. H. J. Gomberg, et al. *Engineering Research Inst., Project 2029-1-F*, Feb.(1954).
- CC 221 Influence of Deuteron Bombardment and Stain Hardening on Notch Sensitivity of Mild Steel. R. A. Meyer. *J. Appl. Phys.* 25, 1369-74(1954).
- CC 222 Non-Destructive Testing by Means of Gamma Rays. O. Lamm. *Ing. Vetenskaps Akad.* 25, 170-1(1954).
- CC 223 Precision Measurement of Uniformity of Materials by Gamma-Ray Transmission. A. I. Berman and J. N. Harris. *Rev. Sci. Instr.* 25, No. 1, Jan.(1954).
- CC 224 Radioactive Tracers in Physical Metallurgy Research. M. B. Bever. *Modern Research Techniques in Physical Metallurgy*, 278-311(1952).
- CC 225 Radioactivity Helps Study of Silver Brighteners. S. E. Eaton, R. W. Fabian, and E. H. Newton. *Metal Finishing 50*, 63(1952).

- CC 226 Radioactivity Units and Radiography. A. I. Berman. *Non-Destructive Testing 9*, No. 2 (1950).
- CC 227 Some Applications of Beta Radiation. T. Westermark. *Trans., Instr. and Measurements Conf., Stockholm*, 308(1949).
- CC 228 Synthese einiger optisch aktiver α , α -Iminosäuren (Untersuchungen in Beziehung zu Eiweiss-Problemen I). F. Kogl, und J. de Flines unter Mitarbeit von D. H. W. den Boer. *Rec. Trav. Chim. Pays-Bas 72*, 1009-19(1953).
- CC 229 Techniques Used in Measuring Uniformity of Materials with Gamma Radiation. J. N. Harris and L. R. Megill. *Non-Destructive Testing 11*, No. 6, July(1953).
- CC 230 Ueber das Verhalten einiger α , α '-Iminosäuren als Substratkomponenten in biologischen Systemen (Untersuchungen in Beziehung zu Eiweiss-Problemen II). F. Kogl, und J. de Flines unter Mitarbeit von D. H. W. den Boer und C. A. Salemink. *Rec. Trav. Chim. Pays-Bas 72*, 1021-26(1953).
- CC 231 Use of Deuterium to Investigate Extent of Branching in Polystyrene. L. A. Wall and D. W. Brown. *J. Polymer Sci. 14*, 513(1954).

Entomology

- DD 1 The Fate of Radiophosphorus Ingested by *Habrobracon* Females. D. S. Grosch and R. L. Sullivan. *Biol. Bull. 105*, 296-307(1953).
- DD 2 A Gamma-Ray Source for Sterilizing Insects. E. B. Darden, Jr., E. Maeyens and R. C. Bushland. *Nucleonics 12*, No. 10, 60-2(1954).
- DD 3 The Moulting Fluid of the *Cecropia* Silkworm. J. V. Passonneau and C. M. Williams. *J. Exptl. Biol. 30*, 545-60(1953).
- DD 4 Parasitological Reviews. Advances in Medical Entomology Using Radioisotopes. D. W. Jenkins. *Exptl. Parasitol. 3*, 474-90(1954).
- DD 5 Radioactive Materials in Entomological Research. A. W. Lindquist. *J. Econ. Entomol. 45*, 264-70(1952).
- DD 6 Radioactive Tracers in Insecticide Research. II. P. A. Dahm. *Soap 29*, 148-53(1953).
- DD 7 Radioactive Tracers in Insecticide Research. III. P. A. Dahm. *Soap Sanit. Chemicals 29*, No. 11, 141-147, 165(1953).
- DD 8 Radiophosphorus and Radiostrontium in Mosquitoes. J. C. Bugher and M. Taylor. *Science 110*, 146-7(1949).
- DD 9 Radiotracers in Study of Systemic Insecticides. R. L. Metcalf, R. B. March, and T. R. Fukuto. *Agr. Chemicals (March)*(1954).
- DD 10 Sterilization of Screwworm Flies with X-Rays and Gamma-Rays. R. C. Bushland and D. E. Hopkins. *J. Econ. Entomol. 46*, 648-56(1953).
- DD 11 Studies with Radiophosphorus in *Drosophila*. II. The Turnover and Distribution of Phosphorus in Adult *Drosophila*. R. C. King. *J. Exptl. Zool. 125*, 331-52(1954).
- DD 12 Studies with Radiophosphorus in *Drosophila*. III. The Lethal Effect of P-32-Treatment Upon Developing Flies. R. C. King. *J. Exptl. Zool. 126*, 323-35(1954).
- DD 13 Study of Systemic Insecticides, Location and Amounts of Residue in Plant Tissues Determined with Aid of Radio-phosphorus Tracers. R. L. Metcalf, R. B. March, and T. R. Fukuto. *Calif. Agric. 8*, No. 6, 5-6(1954).
- DD 14 Transfer of Radioactivity from Worker to Drone Honey Bees after Ingestion of Radioactive Sucrose. E. Oertel, R. B. Emerson and H. E. Wheeler. *Ann. Entomol. Soc. Amer. 46*, 596-8(1953).
- DD 15 Uptake of P-32 by *Periplaneta americana*: Passage through the Fore, Mid, and Hindgut. C. C. Hassett. *Federation Proc. 13*, No. 1, 68(1954).
- DD 16 The Dispersal of *Aedes taeniorhynchus*. I. Preliminary Studies. M. W. Provost. *Mosquitoes News 12*, 174-90(1952).
- DD 17 Dispersal and Flight Range of Subarctic Mosquitoes—Marked with Radiophosphorus. D. W. Jenkins and C. C. Hassett. *Can. J. Zool. 29*, 178-87(1951).
- DD 18 Studies of the Flight Habits of Three Species of Flies Tagged with Radioactive Phosphorus. A. W. Lindquist, W. W. Yates, and R. A. Hoffman. *J. Econ. Entomol. 44*, 397-400(1951).
- DD 19 Absorption of DDT in House Flies over an Extended Period of Time. R. A. Hoffman, A. R. Roth, A. W. Lindquist, and J. S. Butts. *Science 115*, 312-3(1952).
- DD 20 Absorption of Radioactive DDT by Resistant and Nonresistant Mosquitoes. C. M. Gjullin, A. W. Lindquist, and J. S. Butts. *Mosquitoes News 12*, 202-5(1952).
- DD 21 Comparative Effectiveness of Five Radioisotopes as Tracers in Studying Dispersal of *Conothrachelus nenuphar*. R. W. Rings and G. W. Layne, Jr. *Ohio J. Sci. 54*, 231-6(1954).
- DD 22 The Copper Metabolism of *Drosophila*. D. F. Poulson, V. T. Bowen, R. M. Hilse, and A. C. Ribinson. *Proc. Natl. Acad. Sci. 38*, 912-21(1952).
- DD 23 DDT Detoxification Product in American Cockroaches. J. S. Butts., C. S. Chang, B. E. Christensen, and C. H. Wang. *Science 117*, 699-(1953).
- DD 24 Dispersal Habits of *Phormia regina* in Charleston, West Virginia. H. F. Schoof and G. A. Mail. *J. Econ. Entomol. 46*, 258-62(1953).
- DD 25 Effect of Temperature and the Activity of House Flies on Their Absorption of DDT.

- A. R. Roth, A. W. Lindquist, and L. C. Terriere. *J. Econ. Entomol.* 46, 127-30(1953).
- DD 26 Further Studies on Dispersion of Flies Tagged with Radioactive Phosphoric Acid. W. W. Yates, A. W. Lindquist, and J. S. Butts. *J. Econ. Entomol.* 45, 547-8(1952).
- DD 27 Fly Dispersal in a Rural Area Near Savannah, Georgia. K. D. Quaterman, J. W. Kilpatrick, and W. Mathis. *J. Econ. Entomol.* 47, 413-9(1954).
- DD 28 House Fly Dispersion Studies in Metropolitan Areas. H. F. Schoof, R. E. Siverly and J. A. Jensen. *J. Econ. Entomol.* 45, 675-83(1952).
- DD 29 An Investigation of Insect Fragment Production in Milling Using Radio-Active Rice Weevils. J. A. Shellenberger, P. A. Dahm, E. P. Farrell, R. E. Hein, R. H. McFarland, M. Milner and N. Lloyd. *Assoc. Operative Millers, Bull.* 2 (1953).
- DD 30 Multiple Release Studies on the Dispersion of *Musca domestica* at Phoenix, Arizona. H. F. Schoof and R. E. Siverly. *J. Econ. Entomol.* 47, 830-8(1954).
- DD 31 A New Method of Tagging Insects with P-32. A. R. Roth and R. A. Hoffman. *J. Econ. Entomol.* 45, 1090(1935).
- DD 32 The Occurrence and Movement of *Periplaneta americana* (L.) within an Urban Sewerage System. H. F. Schoof and R. E. Siverly. *Am. J. Trop. Med. Hyg.* 3, 367-71(1954).
- DD 33 Plant Physiological Aspects of the Use of Systemic Insecticides. R. T. Wedding. *J. Food Agric. Chem.* 1, 832-34(1953).
- DD 34 Phosphorus 32 Labelling of the Screw-Worm Fly. R. D. Radeleff, R. C. Bushland and D. E. Hopkins. *J. Econ. Entomol.* 45, 509-14(1952).
- DD 35 Radioactive Tracers in Insecticide Research. P. A. Dahm. *Soap Sanit. Chemicals* 29, No. 9, 136-7, 139, 161; No. 10, 148-9, 153, 163, 165; No. 11, 141, 143, 145, 147, 165; No. 12, 167-8, 175(1953).
- DD 36 Radioisotopes as Tracers in Plum Curculio Behavior Studies. R. W. Rings and G. W. Layne, Jr. *J. Econ. Entomol.* 46, 473-7(1953).
- DD 37 Relation of the Activation of Schradan in Plant Tissues to Its Toxicity to Insects and Mites. P. de Pietri-Touelli and R. B. Mareh. *J. Econ. Entomol.* 47, 902-8(1954).
- DD 38 Tagging Boll Weevils with Radioactive Cobalt. F. H. Babers, C. L. Roan and R. L. Walker. *J. Econ. Entomol.* 47, 928-9(1954).
- DD 39 Tissue Distribution, Excretion of C-14O₂, and Degradation of Radioactive Pyrethrins Administered to the American Cockroach. M. M. Zeid, P. A. Dahm, R. E. Hein and R. H. McFarland. *J. Econ. Entomol.* 46, 324-36(1953).
- DD 40 Translocation of Systemic Insecticides Measured by Radioactive Tracers. R. T. Wedding and R. L. Metcalf. *Calif. Citrograph* 38, 132-42(1953).
- DD 41 Urban Fly Dispersion Studies with Special Reference to Movement Pattern of *Musca domestica*. H. F. Schoof and R. E. Siverly. *Am. J. Trop. Med. Hyg.* 3, 539-47(1954).
- DD 42 The Copper Metabolism of *Drosophila*. D. F. Poulson and V. T. Bowen. *Science* 114, 486(1951).
- DD 43 The Copper Metabolism of *Drosophila*. D. F. Poulson, V. T. Bowen, R. M. Hilse and A. C. Rubinson. *Proc. Natl. Acad. Sci.* 38, 912-21 (1952).
- DD 44 Effects of Beta Rays and X-Rays on Mitotic Rate of Living Grasshopper Neuroblasts. M. E. Gaulden, M. Nix, and E. B. Darden, Jr. *J. Tenn. Acad. Sci.* 27, 211(1952).
- DD 45 Fragmentation of Chromosomes in Grasshopper Neuroblasts by Beta Rays and X-Rays. M. E. Gaulden, K. Loemker, and E. B. Darden, Jr. *J. Tenn. Acad. Sci.* 27, 211(1952).

APPENDIX VI

Abbreviations Used in This Bibliography

- Abstracts Fourth Intern. Cancer Research Cong.* Abstracts of the Fourth International Cancer Research Congress.
- Acta Physiol. Scand.* Acta Physiologica Scandinavica.
- Am. Foundryman.* American Foundryman.
- Am. Heart J.* American Heart Journal.
- Am. J. Botany.* American Journal of Botany.
- Am. J. Clin. Path.* American Journal of Clinical Pathology.
- Am. J. Hyg.* American Journal of Hygiene.
- Am. J. Med.* American Journal of Medicine.
- Am. J. Med. Sci.* American Journal of the Medical Sciences.
- Am. J. Obstet. Gynecol.* American Journal of Obstetrics and Gynecology.
- Am. J. Ophthalmol.* American Journal of Ophthalmology.
- Am. J. Path.* American Journal of Pathology.
- Am. J. Physiol.* American Journal of Physiology.
- Am. J. Psychiat.* American Journal of Psychiatry.
- Am. J. Roentgenol. Radium Therapy.* American Journal of Roentgenology and Radium Therapy.
- Am. J. Surg.* American Journal of Surgery.
- Am. Soc. Testing Materials, Proc.* American Society for Testing Materials, Proceedings.
- Anal. Chem.* Analytical Chemistry.
- Anat. Record.* Anatomical Record.
- Anesthesia & Analgesia.* Current Researches in Anesthesia & Analgesia.
- Anesthesiology.* Anesthesiology.
- Ann. Internal Med.* Annals of Internal Medicine.
- Ann. Rev. Plant Physiol.* Annual Review of Plant Physiology.
- Ann. Surg.* Annals of Surgery.
- Ann. Western Med. Surg.* Annals of Western Medicine and Surgery.
- Arch. Biochem.* Archives of Biochemistry.
- Arch. Ind. Hyg. Occupational Med.* Archives of Industrial Hygiene and Occupational Medicine.
- Arch. Internal Med.* Archives of Internal Medicine.
- Arch. Phys. Med.* Archives of Physical Medicine.
- Arch. Surg.* Archives of Surgery.
- Arkiv Kemi.* Arkiv for Kemi.
- ASTM Bull.* American Society for Testing Materials, Bulletin.
- Bell Lab. Record.* Bell Laboratories Record.
- Biochim. et Biophys. Acta.* Biochimica et Biophysica Acta.
- Biochem. J.* Biochemical Journal.
- Biol. Bull.* Biological Bulletin.
- Blood.* Blood (Journal of Hematology).
- Botan. Gaz.* Botanical Gazette.
- Botan. Rev.* Botanical Review.
- Bull. Am. Soc. Hosp. Pharm.* Bulletin of the American Society of Hospital Pharmacists.
- Bull. Johns Hopkins Hosp.* Bulletin of the Johns Hopkins Hospital.
- Bull. N. Y. Acad. Med.* Bulletin of the New York Academy of Medicine.
- Bull. soc. chim. biol.* Bulletin de la societe de chimie biologique.
- Bull. Torrey Botan. Club.* Bulletin of the Torrey Botanical Club.
- Calif. Citrograph.* California Citrograph.
- Cancer.* Cancer.
- Cancer Research.* Cancer Research.
- Can. J. Research.* Canadian Journal of Research.
- Can. Mining Met. Bull.* Canadian Mining and Metallurgical Bulletin.
- Cereal Chem.* Cereal Chemistry.
- Chem. Revs.* Chemical Reviews.
- Chicago Med. Soc. Bull.* Chicago Medical Society Bulletin.
- Circulation.* Circulation.
- Clin. Proc. Jewish Hosp.* Clinical Proceedings of Jewish Hospital.
- Cold Spring Harbor Symposia Quant. Biol.* Cold Spring Harbor Symposia on Quantitative Biology.
- Colo. Agric. Expt. Sta. Tech. Bull.* Colorado Agricultural Experiment Station Technical Bulletin.
- Conf. Liver Injury. Trans. 7th Meeting.* Conference on Liver Injury. Transactions of Seventh Meeting.
- Current Therapy.* Current Therapy.
- Dairy Science.* Dairy Science.
- Ecology.* Ecology.
- Elec. Eng.* Electrical Engineering.
- Elec. World.* Electrical World.
- Endocrinology.* Endocrinology.
- Euclides (Madrid).* Euclides (Madrid).
- Experientia.* Experientia.
- Exptl. Cell Research.* Experimental Cell Research.
- Farm Research.* Farm Research.
- Federation Proc.* Federation Proceedings.
- Gastroenterology.* Gastroenterology.
- Gen. Elec. Rev.* General Electric Review.
- Genetics.* Genetics.
- Glass Ind.* Glass Industry.
- Harper Hosp. Bull.* Harper Hospital Bulletin.
- Ind. Eng. Chem.* Industrial and Engineering Chemistry.
- India Rubber World.* India Rubber World.
- Ind. Med. Surg.* Industrial Medicine and Surgery.
- Iron Steel Engr.* Iron and Steel Engineer.
- J. Am. Ceram. Soc.* Journal of the American Ceramic Society.
- J. Am. Chem. Soc.* Journal of the American Chemical Society.

- J. Am. Dental Assoc.* Journal of the American Dental Association.
- J. Am. Med. Assoc.* Journal of the American Medical Association.
- J. Oil Chemists' Soc.* Journal of the American Oil Chemists' Society.
- J. Am. Pharm. Assoc., Sci. Ed.* Journal of the American Pharmaceutical Association, Scientific Edition.
- J. Am. Vet. Med. Assoc.* Journal of the American Veterinary Medical Association.
- J. Animal Sci.* Journal of Animal Science.
- J. Applied Phys.* Journal of Applied Physics.
- J. Applied Physiol.* Journal of Applied Physiology.
- J. Bact.* Journal of Bacteriology.
- J. Biol. Chem.* Journal of Biological Chemistry.
- J. Cellular Comp. Physiol.* Journal of Cellular and Comparative Physiology.
- J. Chem. Education.* Journal of Chemical Education.
- J. Chem. Phys.* Journal of Chemical Physics.
- J. Clin. Endocrinol.* Journal of Clinical Endocrinology.
- J. Clin. Invest.* Journal of Clinical Investigation.
- J. Dental Research.* Journal of Dental Research.
- J. Econ. Entomol.* Journal of Economic Entomology.
- J. Electrochem. Soc.* Journal of the Electrochemical Society.
- J. Elisha Mitchell Sci. Soc.* Journal of the Elisha Mitchell Scientific Society.
- J. Exptl. Botany.* Journal of Experimental Botany.
- J. Exptl. Med.* Journal of Experimental Medicine.
- J. Exptl. Zool.* Journal of Experimental Zoology.
- J. Franklin Inst.* Journal of the Franklin Institute.
- J. Gen. Physiol.* Journal of General Physiology.
- J. Immunol.* Journal of Immunology.
- J. Infectious Diseases.* Journal of Infectious Diseases.
- J. Intern. Coll. Surgeons.* Journal of the International College of Surgeons.
- J. Lab. Clin. Med.* Journal of Laboratory and Clinical Medicine.
- J. Med. Assoc. State Alabama.* Journal of the Medical Association of the State of Alabama.
- J. Metals. (N. Y.)* Journal of Metals (N. Y.).
- J. Natl. Cancer Inst.* Journal of the National Cancer Institute.
- J. Nutrition.* Journal of Nutrition.
- J. Omaha Mid-West Clin. Soc.* Journal of the Omaha Mid-West Clinical Society.
- J. Optical Soc. Am.* Journal of the Optical Society of America.
- J. Org. Chem.* Journal of Organic Chemistry.
- J. Pharmacol. Exptl. Therap.* Journal of Pharmacology and Experimental Therapeutics.
- J. Phys. & Colloid Chem.* Journal of Physical & Colloid Chemistry.
- J. Polymer Sci.* Journal of Polymer Science.
- J. Research Natl. Bur. Standards.* Journal of Research of the National Bureau of Standards.
- J. S. Carolina Med. Assoc.* Journal of the South Carolina Medical Association.
- J. suisse pharm.* Journal suisse de pharmacie.
- J. Tenn. Acad. Sci.* Journal of the Tennessee Academy of Science.
- J. Urol.* Journal of Urology.
- Mech. Eng.* Mechanical Engineering.
- Med. Clinics N. Amer.* Medical Clinics of North America.
- Metal Finishing.* Metal Finishing.
- Mining Eng.* Mining Engineering.
- Modern Hosp.* Modern Hospital.
- Nature.* Nature.
- New Engl. J. Med.* New England Journal of Medicine.
- New Orleans Med. Surg. J.* New Orleans Medical and Surgical Journal.
- Nucleonics.* Nucleonics.
- N. Y. J. Dentistry.* New York Journal of Dentistry.
- Ohio J. Sci.* Ohio Journal of Science.
- Oil Gas J.* Oil and Gas Journal.
- Pediatrics.* Pediatrics.
- Petroleum Engr.* Petroleum Engineer.
- Phys. Rev.* Physical Review.
- Phys. Today.* Physics Today.
- Physiol. Plantarum.* Physiologia Plantarum.
- Physiol. Revs.* Physiological Reviews.
- Plant Physiol.* Plant Physiology.
- Postgrad. Med.* Postgraduate Medicine.
- Poultry Sci.* Poultry Science.
- Practitioner.* Practitioner.
- Proc. Am. Electroplaters' Soc.* Proceedings of the Educational Sessions of the Annual Convention of the American Electroplaters' Society for Horticultural Science.
- Proc. Am. Soc. Hort. Sci.* Proceedings of the American Society for Horticultural Science.
- Proc. Inst. Radio Engrs.* Proceedings of the Institute of Radio Engineers.
- Proc. Natl. Acad. Sci., U. S.* Proceedings of the National Academy of Sciences of the United States of America.
- Proc. Natl. Sci. India.* Proceedings of the National Institute of Sciences of India.
- Proc. Roy. Soc. (London).* Proceedings of the Royal Society (London).
- Proc. Soc. Exptl. Biol. Med.* Proceedings of the Society for Experimental Biology and Medicine.
- Quart. J. Studies Alc.* Quarterly Journal of Studies on Alcohol.
- Radiology.* Radiology.
- Recent Progr. in Hormone Research.* Recent Progress in Hormone Research.
- Research Proc. Laurentian.* Proceedings of the Laurentian.
- Hormone Conf.* Hormone Conference.
- Research Revs.* Research Reviews.
- Rec. trav. chim.* Recueil des travaux chimiques des Pays-Bas.
- Rev. Sci. Instr.* Review of Scientific Instruments.
- Revs. Modern Phys.* Reviews of Modern Physics.
- S. A. E. Quart. Trans.* Society of Automotive Engineers, Quarterly Transactions.
- Science.* Science.
- Science Illus.* Science Illustrated.

- Sci. Monthly.* Science Monthly.
- Soap Sanit. Chemicals.* Soap and Sanitary Chemicals.
- Soc. Sci. Fennica Commentationes.* Societas Scientiarum Fennica.
- Phys.-Math.* Commentationes Physico-Mathematicae.
- Soil Sci.* Soil Science.
- Soil Sci. Soc. Am. Proc.* Soil Science Society of America, Proceedings.
- Southern Med. J. Stain Technol.* Southern Medical Journal Stain Technology.
- Surgery.* Surgery.
- Surg. Gynecol. Obstet.* Surgery, Gynecology and Obstetrics.
- Tappi.* Tappi (Technical association of the pulp and paper industry).
- Texas Repts. Biol. Med.* Texas Reports on Biology and Medicine.
- Texas State J. Med.* Texas State Journal of Medicine.
- Trans. Am. Geophys. Union.* Transactions of the American Geophysical Union.
- Trans. Am. Goiter Assoc.* Transactions of the American Goiter Association.
- Trans. Assoc. Am. Physicians.* Transactions of the Association of American Physicians.
- Trans. N. Y. Acad. Sci.* Transactions of the New York Academy of Sciences.
- Univ. Mich. Med. Bull.* University of Michigan Medical Bulletin.
- Vortex.* Vortex.
- Western J. Surg. Obstet. Gynecol.* Western Journal of Surgery, Obstetrics and Gynecology.
- World Oil.* World Oil.
- Yale J. Biol. Med.* Yale Journal of Biology and Medicine.

Author Index

A

- Aarons, M. W., CC49.
 Abbott, W. E., C15, C236, C241,
 C 259, C286, C327, BB216.
 Abdou, I. A., G327, Q354, Q355,
 Q356.
 Abeles, R., R316.
 Abell, L. L. G221.
 Abelson, A., C241.
 Abelson, P. H., L190, L191, Q523,
 R5, R289, R290, R291, BB128.
 Abood, L. G., D70, G128, J33.
 Abraham, S., G43, G481, O41, Q1,
 Q201, Q722, S13, S96, S117,
 R221.
 Abrahamsen, N. S. B., G342,
 Q672.
 Abramovitch, H., G236, Q578,
 Q672.
 Abrams, A., Q79.
 Abrams, J., B200, BB182.
 Abrams, R., V23, P77, Q227,
 Q619, Q718, Q749, R38, R136,
 R295, S100.
 Achor, L. B., H38, V68.
 Ackerman, R. F., J179, J365,
 BB214.
 Ackermann, P. G., D86.
 Acree, F., Jr., BB241.
 Adair, R. K., Y269, Y291, Y320,
 Y321, Y420, Y430.
 Adams, D. N., CC62.
 Adams, E. N., Y292.
 Adams, J. E., A115.
 Adams, J. G., J204.
 Adams, K. B., Y92, Y93.
 Adams, M. A., C393, E152.
 Adams, P. T., S10, S86, S95, V29.
 Adams, R., BB303.
 Adams, R. M., B162.
 Adams, S., J166, BB65.
 Adamson, A. W., U70, U71, U89,
 U151, U321, U341, U345, U351,
 U364, U365, U366, U367, U368.
 Adelberg, E. A., L50, Q283, R206.
 Adesman, J., C90, C293.
 Adler, T. K., D150, E94, E188,
 G297.
 Adlersberg, D., C317.
 Admur, I., X52, X57.
 Aebersold, P. C., AA1, AA3, AA12,
 AA13, AA20, AA22, AA33, AA35,
 AA36, AA43, AA52, AA53, AA55,
 AA57, AA62, AA67, AA84,
 AA129, AA131, CC70.
 Agnew, H. M., X152, Y21, Y449.
 Aeppli, H., J272.
 Agranoff, B. W., Q497, Q559.
 Aikawa, J-K., A3, A72, C26, C83,
 C84, C120, C121, C181, C245,
 C248, C249, D121, E2, E18,
 E127, F64, F72, F73, F78, J83.
 Aji, S. J., L65, L97, L99, L100,
 L101, L197, Q248, R4, R224.
 Ajzenberg, F., T70, X142, X172,
 X281, Y370.
 Aladjem, F., F2.
 Alanis, J., J94.
 Albaum, H., G179.
 Albaum, H. G., G123.
 Albenesius, E. L., U95, U290.
 Albert, A., C129, C131, D22, D27,
 D28, G94, G99, G118, G119,
 G130, G131, G135, G349, J1,
 J60, J74, J75, J77, J280, S46, V8.
 Albert, S., G96, G214, G322, G433,
 J221, Q116, R164.
 Alberts, A. A., S72.
 Albright, E. C., A29, B190, B191,
 C156, C157, C158, C188, C198,
 C296, C322, Q67, Q449, Q804,
 V24, V38, BB110.
 Alburger, D. E., W113, Y117.
 Alderman, J. O., Y8.
 Aldous, E., L166, R289, R290,
 R291.
 Aldrich, F. L., BB264.
 Aldrich, L. T., BB127, BB142,
 BB150, BB206, BB261, BB266.
 Alexander, G. L., B148.
 Alexander, G. V., H50.
 Alexander, L. T., P239.
 Alexander, N., R66.
 Alexanderson, E. L., CC90.
 Alfin-Slater, R. B., G100, R197.
 Alford, W. P., Y295.
 Alivisatos, S. G. A., Q191, Q277.
 Allen, A., C187, G270.
 Allen, A. J., X246.
 Allen, A. O., U360.
 Allen, C. R., E176.
 Allen, H. C., Jr., A104, C177, C218,
 E85, I29, J292, W75, W132,
 AA86, BB71, BB178, BB208.
 Allen, I., U304.
 Allen, J. S., Y421, Y436.
 Allen, L. P., L142.
 Allen, M. S., B174.
 Allen, R., I6, BB288.
 Allen, R. S., K17, K73.
 Allen, S. E., M18, M19, M57.
 Allen, T. H., J38, J40, J92, J199,
 J231, J232, J277.
 Allen, W. M., B5, B104, B214.
 Allfrey, V. G., Q715.
 Allison, B. A., X295, S296, X298,
 X300, X303.
 Allison, H. W., C149, X269, X273,
 CC47, CC162.
 Allison, J. B., G76, H23.
 Allison, R. K., O37, O57.
 Allred, J. C., X18, X70, X82, X83,
 X 85, Y146, Y450.
 Almeida, A. B., L205.
 Almlinger, P. J., C93.
 Almen, M. C., G284.
 Almy, G. M., Y217, Y442.
 Alpen, E. L., G383, G489, J474, P4,
 P259.
 Alper, T., C2, C28, C165.
 Alt, H. L., C335, C357, J306, J379,
 Q115.
 Altman, K. I., C1, D157, D162, G316,
 H8, I51, I52, J23, J122, P16,
 P70, P264, Q377, Q391, Q457,
 Q864, Q869, Q883, Q886, R24,
 R226, R277, R305.
 Alving, A. S., C99, C100.
 Ambler, E., Y329.
 Ambrus, C. M., J383.
 Ambrus, J. L., J383.
 Ames, D. P., Y453.
 Amphlett, C. B., CC112.
 Amy, R. L., P207.
 Ander, P., X113.
 Anderson, B., J203.
 Anderson, B. G., B183, J196.
 Anderson, C. E., G5, G449, R110,
 X311, X315, Y300, Y417.
 Anderson, E., X245.
 Andersone, E. C., B105, W102.
 Anderson, E. I., G178, G223, G295,
 R302.
 Anderson, E. P., Q36, Q105, Q634.
 Anderson, H. H., D150, E188.
 Anderson, J. A., G223, G524.
 Anderson, J. T., G176.
 Anderson, M. M., J120.
 Anderson, L. C., V58, CC67.
 Anderson, R. E., BB124, BB125,
 BB202.
 Anderson, R. C., Q250, S123, T5,
 U210, U219, U353, V33.
 Anderson, R. S., C373.
 Anderson, R. D., U333.

- Andjus, R., J422.
 Andresen, N., B85, BB35.
 Andrews, G. A., B16, B38, B39, B68, B69, B78, B89, B150, B187, C10, C41, C202, C253, C270, C301, E27, H30, J15, P71, P234, AA30, AA39, BB11.
 Andrews, H. L., AA143.
 Andrews, J. R., B3.
 Andrews, J. S., Jr., Q119.
 Andrews, N. C., B167.
 Anfinson, C. B., Q148, Q190, Q192, Q220, Q438, Q604, Q689, Q174, R245, R333.
 Anger, H., C135.
 Anger, H. O., P121, P161, W103, W110, W111, W127, W137, BB306.
 Angrist, A. A., J249.
 Aniansson, G., W57, W149, W153.
 Anigstein, L., F21, F26, F42, F67.
 Anker, H. S., D89, R189.
 Anker, R. M., S249.
 Anthony, D. S., R208.
 Appleyard, R. K., P120.
 Apt, L., C234, C370, C397, C409, W152.
 Aquist, S., Q889.
 Aqvist, S. E. G., Q96.
 Araki, M., G197.
 Archdeacon, J. W., H4, J10.
 Archibald, R. S., CC133.
 Arendt, K. A., P144, P232.
 Arfken, C. B., U381.
 Argo, H. V., X152, Y499.
 Argus, M. F., H44.
 Argyle, A. A., V41.
 Arison, B., T91.
 Armato, A., C91.
 Armbruster, E. H., L141, CC34.
 Armbruster, E. M., CC14.
 Armen, D. M., E140, E184, F40, F82, J318.
 Armstrong, A. H., X83, X85, Y146.
 Armstrong, G. T., T100.
 Armstrong, S. H., Jr., C141.
 Armstrong, W. D., E20, E69, G356, H64, J167, T32, BB74.
 Arner, B., A113.
 Arner, W. J., CC26.
 Arneson, A. N., B214.
 Arnett, L. M., S102.
 Arnheim, J., J325.
 Arnold, J. R., U74.
 Arnold, J. S., G453, G474, G482, G499, G506, J297, Q506, BB47, BB84, BB159, BB165, BB181, BB184, BB201, BB220, BB237.
 Arnold, R. D., T101.
 Arnold, W. R., X65, X158.
 Arnon, D. I., O6, O9.
 Aronoff, S., N23, N33, N34, O16, O17, O40, Q608, Q695.
 Aronow, L., I53.
 Arons, W. L., BB103, BB108.
 Arreguin, B., N51, Q533.
 Arroe, H., Y158.
 Arroyave, G., Q854.
 Artom, C., G157, I21, P80, Q131, Q179, Q231, Q389, Q390, Q486, R162, S37.
 Asaro, F., CC43.
 Asboe-Hansen, G., BB8, BB18.
 Aschenbrand, L. M., X182.
 Aschner, T. C., U305.
 Ashenbrucker, H., Q491.
 Asher, D. T., H45.
 Ashkenazy, M., A18, A40, A85, A127, A134.
 Ashley, M. M., C154, C392.
 Ashmore, J., D128, G137, Q305, Q664, Q665.
 Asling, C. W., G466, H10, J435, BB59.
 Astwood, E. B., B184, B267.
 Atchinson, G. J., T23.
 Aten, A. H. W., Jr., U1, U132.
 Aten, J. B. T., U132.
 Athens, J. W., C46, C136, C183, D4, E87, J294.
 Auerbach, I., U142, CC187.
 Auerbach, S. H., C268, J264, J290, J291, J330, J384.
 Auskaps, A. A., P69.
 Aust, J. B., A86, A90, B21, C168, C384, W154.
 Austern, N., Y7, Y226.
 Austing, M. E., P186.
 Austoni, M. E., BB12.
 Auth, W. J., Y205.
 Auty, R. P., Z11.
 Avery, E., X143.
 Avery, R., Y166.
 Aviado, D. M., Jr., H60, J94, J114, J225, P210.
 Avignon, P., W141, Y464.
 Awapara, J., Q289.
 Axel, P., Y311, Y313, Y337, Y353, Y355.
 Axelrod, B., N32, N78, R209, Q78, Q700, Q706, Q707, BB140.
 Axelrod, J., I53.
 Axelrod, L. R., Q854.
 Axelrod-Heller, D., BB59.
 Ayers, D. E., BB250.
 Azorlusa, J., U37, U38.
 Azulay, A., E7, E42.
- B**
- Baalen, J. V., R273.
 Babb, L. I., C15, C236, C286.
 Babers, F. H., BB241, DD38.
 Babson, A. L., G329.
 Bachhawat, B. K., R327.
 Bachman, G. S., BB32.
 Bachman, K. P., B108.
 Bacila, M., Q632.
 Back, A., G138, H24, H54, Q440.
 Back, N., J383.
 Backofen, E. W., X201.
 Baddiley, J., L214, L215.
 Baden, H., J105.
 Badenoeh, J., C117.
 Badger, S. J., R220.
 Badiu, E. J., O20.
 Badrick, F. E., E55.
 Baer, J. E., J465.
 Baggett, L. M., X282, X314, Y67, Y121, Z15.
 Bahner, C. T., G59, H51, H57, BB219.
 Baenziger, N. C., W46.
 Bailey, C. L., X166.
 Bailey, P. S., U58.
 Baily, N. A., N61, N124.
 Bainbridge, K. T., X274, Y144, Y160.
 Bair, J. K., Y267, Y319.
 Bakay, L., C185, D54, J241, J242.
 Baker, C., C333, J254, R311.
 Baker, C. F., D149, R243.
 Baker, G. O., M32.
 Baker, J., D80.
 Baker, L., C78, C341.
 Baker, L. A., C20, BB236.
 Baker, N., D65, D115, G16, G92, G160.
 Baker, P., Jr., X356, Y461.
 Baker, P. S., T110, T141, T142.
 Baker, R. S., Q707.
 Baker, W. H., A132, C155.
 Bakke, J. L., Q560, Q677, Q805, Q813.
 Baldes, E. J., A60, E1.
 Baldwin, R., R73.
 Baldwin, R. E., N66.
 Baldwin, R. R., J408, K70, K78, U76.
 Baldwin, W. H., S48.
 Bale, W. F., F52, F94, F95, G216, Q47, Q863, R210, R270.
 Balestrini, S. J., X151.
 Balfour, W. M., C88.
 Balis, A. K., Q243.
 Balis, M. E., C342, G521, L47, L82, L132, L133, L209, Q385, Q467, R151, R219.
 Ball, C. D., N29, R153.
 Ball, M. R., D9.
 Ballantine, D. S., X113, CC69.
 Ballentine, R., N73, N74, T76, U99, Y132, BB173, BB227.
 Ballou, J. E., G220, G379, G380.

- Balls, K., D11.
 Balls, K. F., A42, A110.
 Baltrush, H. A., Q373.
 Balzer, D. T., Q567, Q761.
 Bame, S. J., Jr., X282, X314, Y67, Y121, Y466, Z15.
 Baneroff, R. W., G7, G164.
 Bandtel, K. C., X17, X22, X105, X192, X206.
 Bandurski, R. S., N32, Q143, Q700, Q706, Q707, R129, R209, BB140.
 Banerjee, D. K., U204.
 Banerjee, S., G217.
 Banks, C. V., T135, T140.
 Banks, H. O., Jr., Y222.
 Banks, J., Q460.
 Banks, L. O., E104.
 Banks, W. C., B243.
 Banta, H. E., Y409.
 Barach, A. L., Q570.
 Barail, L. C., S17.
 Barban, S., Q248.
 Barbee, K. W., G280.
 Barbera, R. C., H50.
 Barclay, R. K., H16, H77, Q239.
 Barclay, W. R., C63, C386, I2, I63, I91, L220, L224.
 Barendregt, T. J., S145.
 Barger, A. C., J467.
 Barhydt, K. H., B30.
 Barker, G. R., S135.
 Barker, H. A., L5, L33, L40, L103, L104, L105, L115, L155, L164, L165, L169, L183, Q85, Q153, Q249, R21, R82, R83, R341.
 Barker, N., BB246.
 Barker, P., G126, P179.
 Barker, S. B., G309, G459, J47, J124.
 Barker, W. F., R102.
 Barltrop, J. A., O55, U254.
 Barnard, L., B86.
 Barner, H. D., L200.
 Barnes, A. C., B52, B71, B197.
 Barnes, F. W., Jr., F6, Q292, Q293, T80.
 Barnes, L. L., K8.
 Barnes, R. F., Y437.
 Barnes, R. G., Y201, Y297.
 Barnes, S. S., B74.
 Barnes, W., F21, F67.
 Barnett, M. K., T114.
 Barnum, C. P., E20, J432, P61, Q252, Q474, R267.
 Barr, D., C230.
 Barr, T. A., X103.
 Barrett, J. L., C163, C400.
 Barrett, T. F., A41, A74, A103.
 Barron, E. S. G., G75, P177, Q544.
 Barrows, C., Jr., G158.
 Barrows, L., G61.
 Barry, C. N., C175.
 Barry, J. M., G362, K12.
 Barry, M. C., A108, G148, Q755.
 Barry, S. R., BB54.
 Barsehall, H. H., X154, X355, Y321, Y344, Y361, Y430.
 Barsh, K., U362.
 Bartell, F. O., Y99.
 Bartelstone, H. J., E81, E114, E117, G337.
 Bartholomew, W. V., AA187.
 Bartlett, F. D., M48.
 Bartlett, G., G37, G186.
 Bartlett, G. R., D40, D41, Q46.
 Bartlett, P. D., U168.
 Barton, A. D., B29, G259, G509, Q163.
 Barton, M. Q., X184.
 Baruch, H., Q732, BB247.
 Barzelatto, J., B77.
 Bases, R., C294.
 Bashford, M., R344.
 Bashkin, S., X141, Y223.
 Baskin, R., BB169.
 Bass, A., B172.
 Bass, A. C., G71, J26, J97, J307.
 Bass, A. D., G324.
 Bass, J. A., AA56.
 Bassett, S. H., D77.
 Bassham, J. A., O1, O13, O19, O21, O23, O33, O35, O45, O50, O58, S53.
 Bassin, M., P40.
 Batchelor, W. H., F23.
 Bates, C. J., P173, P209, P240.
 Bates, H. H., D116.
 Bates, J. C., G120, Q122.
 Bates, M. W., G147.
 Bateson, W. O., U173, X334.
 Battat, M. E., Y113.
 Batts, A. A., J140.
 Batzel, R. E., X63.
 Bauer, E. C., BB69.
 Bauer, F. K., A25, A41, A74, A76, A97, A103, A129, B1, B162, C9, C115, C122, C354, C378, D5, E189, BB116.
 Bauer, R. E., C359.
 Baum, P. B., U319.
 Bauman, A., C17.
 Baumann, E. J., E121.
 Baumeister, C. F., A98, A114.
 Baxter, C. F., Q44, Q895.
 Bayer, D. I., A126, C29.
 Bayles, T. B., C91.
 Beach, G., G103.
 Beach, L. A., X179, X325.
 Beach, R., CC57.
 Beal, J. M., B64, BB23.
 Beam, A. S., C116.
 Beamer, W. H., T23.
 Bean, R. C., Q26, R212.
 Bear, F. E., M17, M41, N14.
 Beard, B. H., P204.
 Beard, C. I., Z31.
 Bearu, A. G., E61, Q348.
 Beath, O. A., G68.
 Beattie, J. W., BB41.
 Beck, J. V., L150.
 Becka, D. R., BB162, BB163.
 Becker, B., C55.
 Becker, D. V., C74, C318, P135, Q310.
 Becker, R. A., X335, Y304, Y327, Y363, Y399.
 Becker, R. L., Y323, Y420.
 Becker, R. R., G22.
 Beckman, C. H., X89, X99, N100, N112.
 Becks, H., BB101.
 Bedford, D. R., B139.
 Beek, O., T109, U279.
 Beer, C., Q762.
 Beer, C. T., D82.
 Beers, Y., T97.
 Beeson, W. M., K40, K62.
 Beevers, H., X11, N38, Q797.
 Beghian, L. F., Y141.
 Behrens, C. F., B138.
 Beierwaltes, W. H., B65, B242, C219, C237, C257, C262, C263, C298, C307, C365, E60.
 Beinert, A. H., R9.
 Beinert, H., Q141.
 Beischer, D. E., U179, W2, X280, X289, X319.
 Belanger, L. F., K5, BB278.
 Belavady, B., G217.
 Belcastro, P. F., P74.
 Belcher, D. J., CC97, CC195.
 Belcher, E. H., P258, Q895.
 Belford, R. L., V71, V72, V91.
 Belisle, J., S32.
 Bell, E. E., T84, Z26.
 Bell, M., E76, H47.
 Bell, M. J., P103.
 Bell, P. R., W40, W49, X250, Y73, Y345.
 Bell, R. M., Y73.
 Bellin, J., D68, D160.
 Belman, S., F34.
 Benda, C. E., D165.
 Benda, P., E173.
 Bendel, W. L., Y304, Y327, Y363, Y399.
 Bender, M. A., B198, B273.
 Bender, M. L., T158, U159, U160.
 Bendich, A., D119, G121, G514, I30, Q199.
 Benditt, E. P., F92.
 Benedict, J. D., C278, C324, E172, Q747.

- Benedict, W. S., T104, T105, N32.
 Beneson, R. E., X293.
 Benjamin, B. M., U212, U214, Y207.
 Benner, P. L., BB51.
 Benner, S. G., CC141.
 Bennett, D., J217.
 Bennett, D. R., G271, I22.
 Bennett, E. L., H29, P73, S70, V29.
 Bennett, L. L., G456, R91.
 Bennett, L. L. Jr., E138, E156, G198, G374, J180, Q128, Q217, Q325, S97.
 Bennett, G. A., AA16.
 Bennett, W., U338, CC113.
 Benson, A. A., O1, O10, O13, O19, O21, O22, O23, O24, O35, O36, O45, O50, O58, Q144, U194, BB30.
 Benson, J., A112, J252.
 Benson, R. H., I29, J292.
 Benson, S. W., U225, U330, U369.
 Bentley, M., Q619, R38.
 Bentley, R., R178, U265.
 Benua, R. S., C131, C305, C369.
 Berbee, J. G., N89, N99.
 Berenbom, M., Q678, Q746.
 Berg, D., Q359.
 Berg, H. F., A68, E62, J163.
 Berg, M., A112, C201, J252, P183.
 Berg, O., J259, J433.
 Berg, P., Q443, Q593, R265.
 Bergelson, V. D., B247.
 Bergh, H., G512, G515, G516, N104, N105.
 Bergen, J. R., G359.
 Bergenstal, D., C227, C372.
 Berger, J. M., Y60.
 Berger, M. J., X351, X352.
 Bergstrom, I., Y426.
 Bergstrom, S., J455, J457, S143.
 Berk, S., L184, L185, P197, P225.
 Berkowitz, A. E., A133, A157, CC51, CC54.
 Berkowitz, D., A133, A157.
 Berky, J., R50.
 Berlin, J., A35, E19.
 Berlin, N. I., B27, B40, B79, B213, C18, C22, C25, C38, C125, C244, C250, C252, C325, C329, C348, C366, D7, D96, D97, D137, E8, E11, E64, E65, E96, E122, E123, E169, E171, G207, G338, I41, J158, J159, J165, J311, J345, Q623.
 Berlin, D. L., G143.
 Berman, A. I., Y326, CC223, CC226.
 Berman, M. D., J183, J184.
 Berman, H. J., P235.
 Bern, H. A., J246, Q542.
 Bernard, J., C381, C399.
 Bernard, L. J., F70, H40.
 Berne, E., W8.
 Bernhart, F. W., L10.
 Bernstein, A., B15.
 Bernstein, H. J., T150.
 Bernstein, I. A., Q176, Q778, R194, R275, R334, V46, W20, W21, CC113.
 Bernstein, L., J328.
 Bernstein, M., P53.
 Bernstein, R. B., S18, T35, T44, T94, T95, U62.
 Bernstein, S., X130, CC182.
 Bernstein, T. C., C273, C323.
 Bernstein, W., W24, W99, X67, Y58, Y132, Y231, Y368.
 Berry, C. E., T53.
 Berry, K. L., U237.
 Berry, M. M., G479.
 Berson, S. A., A21, A136, B57, C17, C54, C267, C273, C323, C332, C347, D20, D21, D44, D106, D114, E7, E42, E111, AA81.
 Berstein, I. A., W20, W21.
 Bertcher, R., C23.
 Bessman, S. P., Q200.
 Bethard, W., A8, A141, J29.
 Bethard, W. F., C27, C89, G70, G126, P64, P218, BB67.
 Bethell, F. H., P21, P51, AA80.
 Bethrong, M., C261.
 Bettman, J. W., A92.
 Best, W. R., C291.
 Buechner, W. M., Y403.
 Butcher, E., C100.
 Bevelander, G., G26, G395.
 Bever, M. B., CC224.
 Beyl, G. E., P15.
 Bezem, J. J., K94, K96.
 Bhattacharjee, K. L., BB308.
 Bhattacharjee, S. K., X93.
 Bhattacharya, K. L., A168, A169, C407, G530.
 Bianco, D. R., Z31.
 Bibliographies, AA181, AA182.
 Biddle, A., A124, C353.
 Biddulph, C., P184.
 Bickerman, H. A., Q570.
 Biddulph, O., M33, N4, N13.
 Bidinost, L. E., Q372.
 Bieber, S., Q94.
 Bien, E. J., C324, E172, Q747.
 Bierly, J. N., C295.
 Biesele, J. J., Q15, BB90.
 Bigeleisen, J., T28, U55, U56, V107, U162, U261, U272, U273, U340, U354, U374, BB146.
 Bigelow, J. D., J441.
 Bigelow, R. R., B68, C320, J207, P234, P266.
 Biggs, W. M., E150, E160, G274, G302, J176, J360, Q571, Q692, Q727, R96, V2.
 Billings, B. H., X183.
 Billington, H. B., X153.
 Bills, C. W., S19.
 Binford, C., V47.
 Binford, F. T., AA34.
 Bingeman, C. W., M45.
 Birchard, J. R., G236, Q603.
 Birchenall, C. E., CC3, CC60, CC100, CC170, CC176, CC204, C206, CC207.
 Bird, H. R., K28, K45, K57.
 Birkhill, F. R., C130.
 Birkhoff, R. D., X240.
 Birnbaum, G., Z6.
 Birnbaum, W., X176.
 Bishop, D. W., K54.
 Bishop, G. R., Y141.
 Bishop, W. N., U120, U209.
 Bizzell, O. M., X181, AA31, AA69, AA70, CC148.
 Bjornerstedt, R., J463.
 Black, A. L., K3, K9, K10, K15, K38, K41, K43, K66, K72, Q44.
 Black, B. M., B194.
 Black, C. A., M55, U259, U317, AA118.
 Black, S., Q645.
 Blackburn, C. M., B194.
 Blackburn, D. L., J166.
 Blacklock, W. N., CC68.
 Blackwell, M. E., R61.
 Blahd, W. H., C9, C354, C378, D5, D77, E189.
 Blair, B. O., N56, N111.
 Blair, J. M., X69.
 Blair, J. S., X225.
 Blair, K. W., Y229, Y445.
 Blair, S. M., J246.
 Blais, R. S., B44, E40.
 Blanchard, C. H., Y166.
 Blanco, R. E., U170.
 Blank, H., F76, L138.
 Blatt, J. M., Y16.
 Blau, H. H., CC46.
 Blau, M., D169, U64, U82, W53, Y64, Y82.
 Blecher, M., R28, R106.
 Blineoe, C., K59.
 Blind, G. R., R262.
 Bliss, T. L., C149.
 Bloch, E., Q712.
 Bloch, H. S., G62.
 Bloch, K., D89, Q313, Q328, R11, R69, R114, R128, R138, R177, R250, R285, R288, R293, R298.
 Bloch, T., A88, B48, BB114.
 Block, M., A8, A141, C12, C13, C27.

- Block, M. M., X204.
 Block, R. J., K51.
 Blocker, T. G., Jr., C226.
 Blom, P. S., C101.
 Blondal, H., B272.
 Bloodworth, J. M. B., Jr., H1.
 Bloom, A. L., X224.
 Bloom, B., D113, G28, G133,
 G194, G308, G311, G328, G450,
 Q342, Q723.
 Bloom, W., G47.
 Bloor, R. J., B279.
 Blout, E. R., T111, T125, T126,
 T129, T139.
 Bludman, S. A., X118, X119.
 Blue, R. W., U260, U277.
 Blume, A. S., E166.
 Blume, J. M., M7, M44, M58,
 P108, P148, U117, U258, U371,
 V73
 Blumel, J., P3
 Blumenthal, H. J., L88, L163,
 L179, Q162.
 Blumgart, H. L., B175, B227,
 B262, B263, E68.
 Bly, C. G., G253, Q457, Q863,
 R210.
 Boatman, J. B., J21, J22, J53, J82,
 J91, J149, J206, J226, P188.
 Boche, R. D., P247.
 Bock, F. G., I20
 Bockelman, C. K., X125, X309,
 X310, X355, Y105, Y321, Y361
 Bocklage, B. C., Q463, Q513, Q546,
 Q607, Q739, S62.
 Bodansky, O., J214.
 Boehm, F., P196, X131, Y388.
 Boehne, J. W., J295.
 Boehne, J. W., III, S49.
 Bogardus, G., C247.
 Bogdanove, E. M., J137, J251,
 J448.
 Bogner, R. L., J9.
 Bogoroch, R., J376, J380, BB83.
 Bohm, D., CC104.
 Boison, M., C381.
 Bokman, A. H., N84, Q336.
 Boley, F. I., Y301.
 Bolgiano, P., Y44.
 Boling, E. A., J467.
 Bollinger, H. M., W19.
 Bollinger, L. M., Y174.
 Bollman, J. L., A96, J111, Q120.
 Bolomey, R. A., R17.
 Bolton, E. T., L110, L111, L112,
 L181, L188, L191, L203, Q536,
 Q801, R179, R289, R290, R291.
 Bomstein, R. A. Q280.
 Bondelid, R. O., X85.
 Bondurant, J., D42.
 Bondy, P. K., E34.
 Bonebrake, M., B5, B104, B113
 Bonino, J. J., AA135
 Bonner, D. M., Q724, Q754
 Bonner, F., U207, U222
 Bonner, J., N18, N51, N95, N102,
 Q143, Q514, Q533, Q700, R65
 Bonner, O. D., U57, U267, U284,
 U285, U342.
 Bonner, T. W., X169, X278, X342,
 Y102, Y285.
 Bonner, W. A., U60, U93, U94,
 U97, U147, U215
 Bonnet, J. A., M1.
 Bonte, F. J., B199.
 Boone, I. U., R174, BB293.
 Boos, R. N. U69.
 Booth, E., P233.
 Bootzin, D., CC154.
 Boozer, C. E., U96, U255, U291.
 Borell, U., G6.
 Borgstrom, B., J453, J455, J457,
 J458, J459, J460, Q184, Q848,
 Q882, BB277, BB291, BB292.
 Borland, J. W., T63, T112.
 Bornstein, J., Q247.
 Boroughs, H., N18.
 Borrman, B. B., W95.
 Borsoff, V. N., CC185.
 Borsook, H., Q79, Q235, Q635,
 Q636, R170, BB136, BB182.
 Boscardin, B., U243.
 Bose, A., A168, A169, C407, G530,
 BB308.
 Bostrom, H., Q875, Q893, BB82.
 Bothner-By, A. A., S123, T5, U54,
 U175, U176, U272.
 Bothwell, T. H., C2, C28, C165.
 Botkin, A. L., J67, J469, J470,
 J475, P186.
 Bots, J. P. L., S144.
 Botsford, T. W., B62, B152.
 Bouldin, D. R., U317, AA118.
 Boulanger, P., Q836, Q837.
 Bouroncle, B. A., B181.
 Bourque, L., J303.
 Bouthillier, L. P., Q295.
 Boutwell, R. K., G11, G509, BB29.
 Bowe, J. C., Y311, Y355.
 Bowen, E. J., CC93.
 Bowen, R. J., BB282.
 Bowen, V. T., G428, J364, L122,
 P29, P30, P78, Q694, DD22,
 DD42, DD43.
 Bowers, J. Z., P29, P30, P78, X42.
 Bowie, E. J., G120, Q122.
 Bowles, R. R., CC95.
 Bowman, H. S., B238.
 Bowman, W. E., G192.
 Box, H. C., Q40.
 Boxer, G. E., G384, S36, V30.
 Boyarsky, L. I., J39.
 Boyce, K. C., C382.
 Boyd, A. W., T133.
 Boyd, E. S., Q339, Q455.
 Boyd, G. A., E76, H2, J81, K4,
 T71, BB11, BB69, BB205.
 Boyd, G. E., T8, T9, U89, U193,
 U285, X218, Y118, Y289.
 Boyd, H. B., A155.
 Boyd, H. K., Q363.
 Boyd, J. D., E141, E166.
 Boyd, L. J., D55, D102, D158,
 E57, E105.
 Boyd, T. F., T145, BB31.
 Boyer, H. K., Q363.
 Boyer, K., W35, X287, X294.
 Boyer, P. D., Q278, Q345.
 Boyer, W. M., S18.
 Boyle, D., J398.
 Boyle, E., Q806.
 Boynton, H. C., CC19, CC203.
 Bozman, W. R., Z1.
 Brabant, J. M., Y62, Y331.
 Brace, K. C., J344.
 Brachman, P., C91.
 Brackney, E. L., C168, C384, I20,
 W154.
 Bradfield, R., M14, M25, M75.
 Bradford, J. R., CC91.
 Bradley, D. F., O23, O49.
 Bradley, S. E., C339, E124, E132,
 E181.
 Bradley, W. O., G331, H42.
 Bradlow, H. L., C90, C293, D49,
 D123, D146, G30, J322, Q762,
 Q857, S13, S126, S127.
 Brady, L. W., B158, E9, BB143.
 Brady, R. O., Q497, Q559, R35,
 R57, R62, R144, R272, R273,
 R274.
 Braestrup, C. B., B26.
 Brandenburger, E. A., K45, K46.
 Brandt, C. S., Q612, BB211.
 Brandt, E. I., G125, H34.
 Branson, H., E104, G487, G500,
 J248, U115.
 Brantley, M., P213.
 Branyan, C. E., Y4, Y248.
 Brass, P. D., U4.
 Bratton, E. W., CC77, CC82.
 Braud, J., I49, Y360, Y365.
 Brauer, R. W., G261, H59, Q850,
 Q876.
 Brausch, C. C., C369.
 Bray, P. J., Y201, Y297.
 Bray, R. H., U204.
 Brayer, F. T., J113.
 Breckenridge, B., G34.
 Breese, S., D4.
 Bregar, I. A., V39.
 Bregoff, H. M., L198.
 Breslow, A., F92.

- Bretsoher, M. M., X262, Y8.
 Bretton, R. H., U297.
 Brewster, K. C., L217.
 Brice, M. K., Y176, Y190, Y191,
 Y227, Y245, Y246, Y249, Y250.
 Bricker, N. S., C173, C340.
 Brickley, B. A., J107.
 Brickwedde, F. G., T100.
 Briggs, F. N., G132, G203, G261,
 J150.
 Briggs, G. M., K18.
 Briggs, W. S., U184.
 Brin, M., G244, G246, R198.
 Bristow, R. H., CC46.
 Britt, C. I., A167.
 Britten, R., L191, L203.
 Brobeck, J. R., D145.
 Broberg, P. L., R72.
 Brockett, T. W., Jr., AA152.
 Brodie, B. B., I53.
 Brodie, S. S., J249.
 Brody, J. K., V85.
 Brofman, B. L., C51.
 Brogden, J., Q806.
 Broida, H. P., T65, T66, T90,
 X223, X338, X349.
 Brolley, J. E., Jr., X216, X357.
 Bromley, D. A., X24, X25, Y130.
 Bronner, F., D30, D31, D165,
 D166.
 Brooks, L., C77, D8, D9, D10,
 J467.
 Brooks, S. C., J185, N35.
 Brooksbank, W. A., Jr., W66.
 Broquist, H. P., L17.
 Brosi, A. R., Y115, Y129.
 Brower, D., Y398, Y401.
 Brown, A. E., O34.
 Brown, A. H., O15, O38.
 Brown, C. L., S7, S105.
 Brown, D. E., X76.
 Brown, D. W., U359, CC231.
 Brown, E., C16, C344.
 Brown, E. A., Q105.
 Brown, E. V., G151, U210, U219,
 U353.
 Brown, F. E., V81.
 Brown, G. B., G175, G504, G521,
 I35, L47, L82, L132, L133,
 Q199, Q499, Q537, Q681, R48,
 R49, R151, R219, R229, R296,
 BB187.
 Brown, G. W., Jr., G46, G457, Q5,
 Q6, Q488, R2.
 Brown, H. B., C283, C299.
 Brown, H. N., X335, Y23, Y27,
 Y28, Y304, Y327, Y363, Y399.
 Brown, I. W., Jr., J8.
 Brown, J. W., N125.
 Brown, K. L., X288, Y326.
 Brown, M. A., K3, K41, Q44.
 Brown, R. B., BB143.
 Brown, R. J. S., X81.
 Brown, R. W., G108, G109.
 Brown, S. A., Q329.
 Brown, T. L., S18, T35.
 Brown, W. E., U199.
 Brown, W. G., S140, BB283.
 Browne, C. I., U350.
 Browne, C. P., X125, X209, X291,
 X309, X310, Y105, AA161.
 Brownell, G. L., A49, A50, A62,
 B77, B94, C8, C59, G148, V19,
 W10, Y134.
 Brownell, L. E., P35, P41, P194,
 X331, AA10, AA104, CC32,
 CC53, CC55, CC120, CC161,
 CC201.
 Broyles, C. D., Y162, Y169.
 Bruer, M., B34, B66, B92, B150,
 C10, C195, C202, E39, G59, H19,
 H30, H71, J10, J81, J340, P234,
 T71, X232, X234, AA4, AA39,
 AA48, AA74, AA163, AA168,
 AA169, BB11, BB21, BB112.
 Brucher, M., J15.
 Brueckner, K. A., Y80.
 Brues, A. M., P79, P189, Q519,
 V62, AA132.
 Brummitt, H., J49, P249.
 Brummond, D. O., N110, Q374.
 Bruner, H. D., B92, B150, C195,
 C202, E46, G238, H9, H20, H30,
 H46, J224, S120, S129, V34,
 W13, BB21, BB78, BB79.
 Bruner, J. A., X24, X25, Y108.
 Brunish, R., G173, Q19.
 Brunnekreeft, F., K94, K96.
 Brunschwig, A., D127.
 Brush, M. K., BB29.
 Brust, M., J39.
 Bryan, W. R., BB147.
 Bryant, J. R., A68, J163.
 Bryce, W. A., T52.
 Bryson, M. J., G351, Q251.
 Buchanan, D. L., D38, G64, G388,
 H6, J71, J267, J270, L35, P198,
 P200, Q320, T54, T118, V76,
 BB204.
 Buchanan, G. D., J79.
 Buchanan, J. G., O23, O24, O25.
 Buchanan, J. M., Q209, R54, R74,
 R75, R76, R77, R78, R230.
 Bucher, N. L. R., Q203, Q224,
 Q610, Q789, R137.
 Buchner, B., L114.
 Buck, F. A. M., CC1.
 Buckaloo, G. W., Z117, C15, E109,
 P117.
 Budd, R. G., F20.
 Budenstein, Z., Q61.
 Budy, A. M., J44, J450, P226,
 P247.
 Bueche, F., U123.
 Buechner, W. W., X5, X125, X144,
 X146, X147, X148, X309, X310,
 Y87, Y90, Y105, Y106, Y204,
 Y263, Y371, Y389, Y403, Y446.
 Bugher, J. C., DD8.
 Bugnard, L., G529, BB295.
 Bukantz, S. C., F19, J115, P63.
 Bulgozdy, E. L., S31.
 Bulkley, G. J., H82, H83, H84.
 Bulle, P. H., J94, J114.
 Bullock, W. H., P51.
 Bulman, N., F28, F74.
 Bunim, J. J., C321.
 Bunker, M. E., Y79, Y230, Y270,
 Y453, Y456.
 Bunner, A. E., AA56.
 Burbridge, T. N., E192, G385.
 Burch, G. E., C31, C81, C108,
 C200, E6, E12, E13, E17, E90,
 E116.
 Burch, H. B., G22, H58, Q763.
 Burdette, W. J., D46.
 Burford, D. D., T76, BB227.
 Burg, A. B., T69, Z52.
 Burgess, G. F., C213.
 Burgess, J. S., Z20.
 Burgus, W. H., U20, X66, Y235.
 Burke, B. F., Y193, Y198.
 Burke, J. D., K68.
 Burke, K. A., J229.
 Burke, W. H., Jr., W108, X23,
 X259.
 Burnett, W. T., Jr., E3, J125, J202,
 J203, J207, P20, P147, P202,
 P266, Q167, X181.
 Burnett, C. H., E133.
 Burns, E., B111, BB256.
 Burns, F. J., B182, E78.
 Burns, J. J., G83, H58, Q24, Q763,
 S122, U246.
 Burns, K., Y92, Y93.
 Burr, G. O., N69, N113, O52, O53,
 CC210.
 Burr, J. G., Jr., S1, S55, T27, T77,
 U33, U58, U187, U213, U248,
 U314, U315, U325, U329, U339.
 Burr, W. W., Jr., Q59, Q539.
 Burris, R. H., N75, N94, N97,
 N110, O28, O43, O51, Q117,
 Q374, Q481, R86, R213.
 Burrows, B. A., A163, B42, B282,
 B287, C154, C211, C387, C392,
 C402, C403, D168, E133, W152,
 BB61.
 Burrus, C. A., Z28.
 Bursell, S., E195.

- Burson, S. B., Y229, Y236, Y445.
 Burstone, M. S., P59, P106, P107, P136, P156, P171, P174.
 Burt, A. S., P6.
 Burtle, J. G., S68.
 Burton, G. W., M63.
 Burton, J. A., CC50.
 Burton, M., U25, U274, U322, U323, U333, U334, V36, V37, W96.
 Burton, R. M., Q331.
 Burton, V. L., V39.
 Burt, B. P., V60, V64.
 Burwell, E. L., J107.
 Burwell, J. T., CC66, CC135.
 Burwell, R. L., Jr., U184, U247.
 Busch, H., G166, G381, G392, Q373, Q540.
 Bush, S., W139.
 Bushland, R. C., DD2, DD10, DD34.
 Buso, R., E67.
 Bussard, A., Q841.
 Buswell, A. M., U240.
 Butler, C. H., C110, J120.
 Butler, E. B., C164.
 Butler, G. C., R239.
 Butler, J. W., X169, X321.
 Butler, W. A., X217.
 Butler, W. O., K6.
 Butt, B. D., C50.
 Button, J. C. E., CC184.
 Butts, J. S., N48, N49, N50, DD19, DD20, DD23, DD26.
 Buzzell, A., V18.
 Buu-Hoi, S141, S142.
 Byerrum, R. U., N29, N42, Q329, R153.
 Byers, S. O., E150, Q692, Q727, R96.
 Byrne, E. A., F34.
 Byrne, J. T., T30, U51, V31.
 Byrne, P. J., Jr., S72.
- C
- Cadigan, J. B., A116.
 Calandruccio, R. A., A155.
 Caldecott, R. S., P204.
 Caldwell, E. F., U34.
 Caldwell, R. L., W98.
 Calhoun, D., G357.
 Cali, P. J., T17, V105.
 Calkins, G. D., BB224, CC145.
 Callender, S. T., C117.
 Callendine, G. W., Jr., B55, B71, B100, B197, B231, BB33.
 Calvin, L. B., P150.
 Calvin, M., O1, O13, O18, O19, O20, O21, O22, O23, O24, O33, O35, O44, O45, O46, O49, O56, O58, Q48, Q144, S53, U194, U252, U254, U288, U306, V29, V49, V52, V69, BB80.
 Cambosos, N. M., D132.
 Cameron, J. F., CC189.
 Cameron, M. L., M15.
 Cameron, W. C., U63.
 Camilli, A., Y140.
 Camp, R. E., CC75.
 Campbell, D. H., F28, F43, F47, F74, F84.
 Campbell, D. J., Q56, Q330.
 Campbell, D. O., U103.
 Campbell, E. C., Y148.
 Campbell, J. E., Q529.
 Campbell, J. L., B264.
 Campbell, L. L., L167.
 Campbell, P. C., B278.
 Canada, R., Y94, Y206, Y230.
 Candlin, F. T., P192.
 Canellakis, E. S., G266, Q142, R21, R249.
 Cannon, R. O., C116.
 Cantarow, A., G243, J69, J70, J127, J138, J142, J327, J329, J335, J398, J400, Q50, Q415, Q416, Q626, Q641, Q768, Q815.
 Cantoni, G. L., R232.
 Cantrell, W., F137, G106, J36.
 Cantrell, W. F., J166.
 Cantril, S. T., B9, E75.
 Cargill, W. H., G238.
 Carleton, F. J., S67.
 Carlile, T., B284, B285.
 Carlin, H., J260.
 Carlo, P. E., Q102, Q218, Q561, Q629, Q748, Q788, R158.
 Carlsmith, L. A., U192.
 Carlson, J. G., P129.
 Carlsten, A., J457.
 Carlstrom, D., Q434.
 Carnall, W. T., U64.
 Carnes, W. H., B281.
 Caro, J. H., M42.
 Carothers, E. L., B75, C116, C207, H40, J49, J366, P31, P187, P249.
 Carr, J. S., T3.
 Carr, M. J., Q251.
 Carr, R. T., W143, X304.
 Carritt, O. E., AA144.
 Carroll, C. C., X3.
 Carroll, W. W., A124, C353.
 Carson, S. F., L51, L52, L109, L218, L219, Q87, Q181, Q260, Q450, R30, R104, R180, R208, R231, R342, U245.
 Carss, W. L., Y15.
 Carter, C. E., Q95, Q369, R159, R160.
 Carter, M. W., V42.
 Carter, R. L., M63.
 Carttar, M. S., P168, P169, P176, Cartwright, G. E., G370, G372, G373, J385, J395, K47, Q491
 Cary, A., C94.
 Case, J. D., Q207.
 Cashin, W. M., U123.
 Caskey, F. E., U231.
 Caspi, E., G45.
 Cassen, B., A25, A74, A103, A129, A159, C122, C177, W34, W129, W133, BB116, BB120, BB141.
 Cassidy, C. E., C147.
 Cassidy, J. M., W40, X250, Y73.
 Casson, H., Y374.
 Castelfranco, P. A., Q319, Q336.
 Casten, G. G., G430, Q793.
 Castle, W. B., AA80.
 Caswell, R., C34.
 Caswell, R. S., X30, Y62, Y331.
 Catalano, E., U171, CC172.
 Catecott, E. J., K65, K89.
 Cathey, W. J., Q109.
 Catlin, B. W., L92, L93.
 Caton, W. L., C34.
 Catz, B., B185, J5, J133.
 Caudill, C. M., B21.
 Cavenagh, J. B., B15.
 Cavallo, L., W3, W74, Y392.
 Cavert, H. M., G397, H56, J151, J152, J187.
 Cayer, D., A2, A72, C169, C221, E97.
 Cebul, F., C201, C241.
 Cedars, N., A167.
 Cefola, M., R188.
 Cember, H., BB81, BB222.
 Century, B., H15.
 Cerecedo, L. R., G151.
 Cerfontain, H., U153.
 Cerletti, A., J94.
 Cerwonka, E., U210, U219, U353.
 Chagnon, P. R., W27.
 Chaikoff, I. L., D113, G2, G16, G28, G29, G30, G31, G32, G33, G35, G43, G44, G46, G92, G132, G144, G156, G161, G163, G177, G188, G189, G194, G203, G218, G260, G261, G293, G305, G308, G311, G328, G355, G421, G425, G426, G450, G456, G457, G477, G481, H37, H80, I48, J24, J106, J150, J171, J172, J173, J174, J198, P17, P25, P116, P134, Q1, Q5, Q6, Q57, Q75, Q201, Q245, Q282, Q409, Q488, Q575, Q587, Q643, Q651, Q713, Q722, Q723, Q732, Q744, Q790, Q791, R1, R2, R91, R92, R93, R94, R147, S13, S96, S127, BB66, BB247.
 Chaimov, A. L., P152.
 Chakraborty, K. P., A169, C407, G530, BB307.

- Chamberlain, O., X84, X197, X224.
 Chamberlain, P. C., CC158.
 Chamberlain, R. H., AA40, AA41, AA121.
 Chambers, E. L., J2, J185.
 Chamovitz, D. L., B29, C58, D103
 Chandler, B., G300.
 Chandler, J. P., G517.
 Chang, C. S., DD23.
 Chang, C. H., W105, W106.
 Channick, B., C56.
 Chao, F. C., G25, Q39.
 Chapin, S. J., G180.
 Chapman, A. O., P87.
 Chapman, D. D., G46, G457, Q6, Q488, R1.
 Chapman, E. M., B56, B140, B154, B192.
 Chapman, J. B., E76, H47, P103.
 Chapman-Andresen, C., BB15, BB35.
 Chappelle, E. W., H52, J155.
 Charalampous, F. C., Q274, Q657, R260.
 Charlesby, A., CC71.
 Charpak, G., Y316.
 Chase, M. S., G370, G371, G372, G373, K47.
 Chase, R. L., W109.
 Chatillon, J. Y., J168.
 Cheldelin, V. H., L21, L87, L128, Q317, Q548, Q549, Q697, R37, R207, R317.
 Chemla, M., U372, U373.
 Chen, P. S., BB300.
 Chen, R. W., G30, R1.
 Cheng, L. S., J283, Y71, Y257, Y346.
 Cheong, L., BB132.
 Cherkes, A., Q438, Q878.
 Chernick, S. S., G426, Q643, Q651, Q663, Q701, Q735, Q744, Q791.
 Chernick, W., J383.
 Chernigoy, F., R64.
 Chester, J., B25.
 Chetham-Strode, A., Jr., Y159.
 Cheutin, A., S141, S142.
 Chevallier, F., G529, BB295.
 Chew, G. H., X180, X242.
 Chiang, R., G11.
 Chiang, R. S. H., U269.
 Chichester, C. O., N72, U172, U253.
 Chien, J. C. W., U286, V67.
 Child, C. G., III., C230.
 Childs, W. J., Y4.
 Chin, C. H., R186.
 Chin, S., G196, G197.
 Chinn, A. B., A117, C15, C286.
 Chipman, W. A., J283.
 Cho, M., G396.
 Chodos, R. B., A132, C3, C233, C234, C251, C285, C370, C393, C409, E152, E153.
 Choppin, A. R., T146.
 Chorney, W., R73.
 Chou, S. N., A63, A64, A86, A90, B21, C168, C384, W154.
 Chow, B. F., C55, G42, G61, G77, G158, J177, L123, Q93, Q327, Q362, Q501.
 Christensen, B. E., L21, L87, L128, N116, Q317, Q548, Q549, Q697, R37, R99, R207, R317, S30, DD23.
 Christensen, C. W., AA45.
 Christensen, E., N54, P89, P110, P244, P252, P254, CC73.
 Christensen, J., Q468.
 Christian, D., W7.
 Christian, J. E., G39, G404, J108, J247, J250, P74, S67, S72, AA101, AA150, BB113, BB226.
 Christian, R. M., J456.
 Christian, P. S., X87.
 Christian, S. M., CC199.
 Christie, J. H., C246, F14, J253, P12, P183.
 Christman, D. R., Q520.
 Christophersen, W. M., A68, J163.
 Christy, R. F., Y46.
 Chu, K. Y., X54.
 Chu, T. C., Y428.
 Chute, R. N., BB5.
 Ciereszko, L. S., S14, U213, U314, U315.
 Ciotti, M. M., Q368.
 Cizek, L. J., J199.
 Claassen, V., G431, G528, J446, J477, J480, Q866, Q873, Q894, BB287.
 Clapp, C. W., CC182.
 Clappison, J. W., S57.
 Claridge, C. A., L156.
 Clark, A., U156.
 Clark, C. T., J465, Q884.
 Clark, D. E., B19, B35, B53, B54, B240, J161.
 Clark, F. E., L84, P101, U7, U251.
 Clark, F. M., L7.
 Clark, I., Q166, Q294.
 Clark, J. W., P163, P241, Q556.
 Clark, L. B., S100, W118.
 Clark, L. C., Q313.
 Clark, M. T., U60.
 Clark, R., C176.
 Clark, R. E., A38, A84, A130, C277, W50, BB129.
 Clark, R. K., W73.
 Clark, R. T., Jr., Q856.
 Clark, W. F., H52, J155, P45.
 Clarke, D. H., L125, L126.
 Clarke, E., Q281.
 Clarke, J. T., T11.
 Clarke, T. H., B50, B105, F48, I25.
 Class, C. M., X9, Y182.
 Claus, C. J., S24, S26.
 Clay, R. C., A6, C19.
 Claycomb, C. K., G416, G417, Q109.
 Clayton, C. W., C261.
 Clayton, R., C224, E125.
 Cleave, C. D. V., I5.
 Clegg, R. E., G320, BB207.
 Cleland, M. R., X324, Y366.
 Cleland, S., G524.
 Cleland, W. W., Q477.
 Clemedson, C. J., J463.
 Clement, J., Y24, Y338.
 Clendenin, W. W., Y375.
 Clendenning, K. A., N26.
 Cleveland, F. F., T94, T95.
 Clever, J. E., P151.
 Cline, J. F., N2.
 Cloke, J. B., S25.
 Clough, D. M., B206.
 Clute, O. L., R112.
 Cobble, J. W., T8, T9, U193, U345, U366, X218.
 Cobey, F. A., Q13, Q23.
 Cochran, L. W., Y331.
 Cochran, R. G., X12.
 Cochrane, V. W., L59, L60, L61, Q175, R196.
 Cockburn, R. M., Q110.
 Cockrell, M. C., C93.
 Code, C. F., D134, E1.
 Cofield, R. E., CC87.
 Cofrin, D. A., B54.
 Cogswell, H. D., B114.
 Cohan, M. S., G322, N7, N39, N123.
 Cohen, A. I., G48.
 Cohen, B. B., BB2.
 Cohen, J. A., D48.
 Cohen, L., X9.
 Cohen, M., T10.
 Cohen, P. P., Q142, Q152, R86.
 Cohen, S., F11, F66, Q49.
 Cohen, S. S., L77, L96, L131, L196, L200, L207, Q287.
 Cohen, V. W., T57, X318, X350, Y193, Y198.
 Cohn, C., G438.
 Cohn, D. V., D155.
 Cohn, M., Q447, U125.
 Cohn, S. H., C405, C407, H35, P62, P267.
 Colasito, D. J., L187.
 Colburn, C., E133.
 Cole, L. J., K29.
 Cole, L. L., J73, J210.
 Cole, R. D., J91.

- Cole, R. H., Z11.
 Cole, V. V., G71.
 Cole, W. S., B215.
 Coleman, E. S., AA10, BB65, BB281.
 Coleman, E. W., AA10, AA104.
 Coleman, G. H., X63.
 Coleman, J. H., X214, CC104, CC147.
 Coleman, M. D., B152.
 Coleman, R. J., R188.
 Colgan, J., P269.
 Colgate, S. A., Y213.
 Collet, R., BB123.
 Collier, P. A., M36.
 Collins, C. J., S3, S55, T98, U14, U93, U94, U97, U147, U211, U212, U213, U214, U215.
 Collins, R. A., G443.
 Collins, V. P., C254.
 Collison, J. A., Y406.
 Colman, D., E160.
 Collozos, C., D100.
 Colmery, B. H., Jr., B107, B110.
 Colodzin, M., E9, Q497, Q559.
 Colombo, P., CC69.
 Colowick, S. P., Q244, Q368.
 Colton, A. F., R217.
 Colvin, T. H., X31.
 Comar, C. L., G9, G82, G247, G250, G335, J17, J434, K2, K4, K5, K6, K7, K11, K13, K14, K19, K20, K22, K23, K24, K31, K36, K40, K50, K74, K85, K86, M34, M35, P122, P123, Q167, R301, W59, BB98, BB230, BB276.
 Common, R. H., BB42.
 Condon, F. E., S87, T36.
 Condon, G. P., Q327.
 Condon, J. V., BB161, BB162.
 Coniglio, J. G., G5, G449, G451, Q4, R110.
 Conklin, G. L., Y119, Y126, Y234.
 Conklin, S. D., B120.
 Conley, C. L., C107.
 Conn, E. E., Q157.
 Connell, T. H., Jr., C160.
 Conner, J. P., X278, X330, Y39, Y285.
 Connick, R. E., T121, T127.
 Considine, W. J., Q256.
 Conte, F. P., Q418.
 Contopoulos, A. N., E142, E147, J197, J293, J321, J352, J377, Q624.
 Contopoulou, R., Q319.
 Controulis, J., P41.
 Conzelman, G. M., Jr., P85, Q660, R167.
 Cook, C. D., A144.
 Cook, C. F., X342, Y48, Y102.
 Cook, C. M., Jr., BB151.
 Cook, C. S., W25, W77, W105, W106, W121, W122, Y76, Y339, Y358, Y395, Y456.
 Cook, E. D., CC29.
 Cook, H. L., Jr., AA111.
 Cook, O. L., CC185.
 Cook, M., Q71, R101.
 Cook, S. F., J72.
 Cook, T. B., Y419.
 Cooke, R., D156, G107.
 Coolbaugh, C. C., BB1.
 Coon, J. H., X355, Y452.
 Coon, J. M., H15.
 Coon, M. J., G342, Q662, R39, R228, R314, R327, R330.
 Coon, R. W., D93.
 Cooper, B. M., E176, I38.
 Cooper, C., R55.
 Cooper, D. I., Z23.
 Cooper, D. Y., E9.
 Cooper, F. W., C199.
 Cooper, F. W., Jr., D32.
 Cooper, H. G., X222.
 Cooper, J. A. D., A124, C337, C353, C355, C356, C357, G101, G462, H13, H82, H83, H84, J306, J379, Q115.
 Cooper, J. R., J465, Q852, R119.
 Coopey, R. W., AA142.
 Copeland, M. M., A36, B12.
 Copher, G. H., B37, C57.
 Copp, D. H., E50, E51, G275, G278, G334, G466, H10.
 Copp, H. D., AA19.
 Coppinger, G. M., U316.
 Corady, G. R., U336.
 Coraor, G. R., U336.
 Corbella, J. M., U238.
 Corbett, B. D., C66, D23.
 Corbin, E. A., K97.
 Corcoran, A. C., J368.
 Corey, E. J., BB203.
 Corey, G., M32.
 Cori, G. T., U125, W25.
 Cori, O., Q151.
 Cork, J. M., Y4, Y125, Y176, Y184, Y190, Y191, Y227, Y236, Y245, Y246, Y248, Y249, Y250, Y387.
 Cornatzer, W. E., A2, C221, D75, G318, I21, Q347, Q382, Q403.
 Cornforth, J. W., R26.
 Cornman, I., E145.
 Cornwall, R. L., J73.
 Correa, J., B77.
 Corrigan, K. E., A17, A27, A30, A31, A45, C130, L127.
 Corrsin, L., T156.
 Corsa, L., Jr., A144.
 Corson, M., U47.
 Corson, M. H., C37, G277.
 Cortazr, J., B77.
 Corwin, J. F., U79.
 Coryell, C. D., U53, U263, U264, AA63.
 Cospers, H. R., M62.
 Costello, D. P., P84.
 Costolow, W. E., AA9.
 Cotlove, E., V53.
 Coty, V., L204.
 Cotzias, G. C., B36, C156.
 Couch, O. A., Jr., B109.
 Coulon, A., Q360.
 Coulson, D. M., C156, V38.
 Coursaget, J., F93, F96, G529, BB295.
 Courtney, D., G473, G475.
 Cova, D. R., Z49.
 Cowan, F. P., P104, BB130.
 Cowan, G. A., X66.
 Cowan, I. I., B283, C213.
 Cowan, K. M., F88.
 Cowie, D. B., L110, L111, L112, L191, L202, L203, R179, Y273.
 Cowing, R. F., W14, W56, AA117, AA147, AA165.
 Cox, G. E., Q104.
 Cox, J. T., Y207.
 Cox, L. A., X150.
 Cox, R. S., Jr., P176.
 Cox, S. F., CC174.
 Crabtree, H. N., B13.
 Crafts, A. S., N65, N87.
 Craig, D., U30, CC181.
 Craig, D. S., X90, X291, AA161.
 Craig, J., D65.
 Craig, J. T., R73, BB283, BB284, BB285.
 Craig, R. P., U318, U350.
 Craigmile, T., A102.
 Craine, E. M., Q650.
 Crampton, C. F., F9, F12, F25, F41.
 Crampton, J. H., B285.
 Crandall, D. I., Q146.
 Crandall, W. E., X120, X176.
 Crane, H. R., X101.
 Crane, J. T., G170.
 Crane, M. G., BB303.
 Crane, R. K., Q101, Q381.
 Crassa, N., N73.
 Craver, L. F., B126, B127.
 Crawford, H. D., Z32.
 Crawley, J. W., A127.
 Crean, L. E., P7, CC8.
 Creaser, C. W., J259.
 Creech, O., D130.
 Cress, E. A., H32.
 Crews, R. W., X152, Y462.
 Crigler, C. M., B278.

- Crigler, J. F., Jr., G87.
 Crile, G. Jr., B166, B170, B208
 C361.
 Crispell, K. R., A89, A109, B73.
 Cristol, S. J., U139.
 Crompton, C. E., AA68, AA98,
 AA175, CC70, CC79.
 Cron, R. S., C213.
 Crosby, W. H., C124.
 Cross, J. M., U152, BB265.
 Cross, N., G517.
 Crossley, M. L., H23.
 Crouthamel, C. E., U201.
 Crowder, M., Q231, S37.
 Crowley, L. G., D33.
 Cuddeback, R. B., Z43, Z46, Z47.
 Cuffey, W. H., X56, Y94.
 Culbreth, G. G., J373.
 Cullen, R., C88.
 Culp, D., B164, B178.
 Culpepper, S. V., Y392.
 Cunningham, G. L., T133.
 Cunningham, L., H34.
 Cunningham, M., G187.
 Cupery, H. E., S124.
 Curran, G. L., L217, Q858, R112,
 R113, R227, R286.
 Currie, J. W., G252.
 Curtin, D. Y., T31.
 Curtis, G. M., A54, B28, E56,
 BB167.
 Curtis, H. J., J212, J213, Q784.
 Curtis, L. R., W34, W129, W133.
 Curtis, M. L., Y133, Y390.
 Curtis, W., L45.
 Curtiss, L. F., Y131.
 Cutinelli, C., L211, L212, L213,
 L225.
 Cutler, J. L., P22.
 Cutuly, E., J392.
 Cuykendall, T. R., CC97, CC195.
 Czechowski, J., W53.
 Czerny, E. W., B114.
 Czerwonka, O. R., J469.
- D**
- Daane, A. H., T55.
 Dabagian, H. J., V79.
 Dabbs, J. W. T., X130.
 Dahi, M., G513.
 Dahl, L. K., B36, C288, C316.
 Dahm, P. A., DD6, DD7, DD29,
 DD35, DD39.
 Dailey, M. E., B49, B59, B148,
 B179.
 Daitch, P. B., X121.
 Dale, A. D., B259.
 Dale, B. M., Y75.
 Dale, E. B., Y120, CC49.
 Dale, J. K., R73.
 Dallemagne, M. J., G333.
 Daly, M. M., Q715.
 Damast, B., J373.
 Dammin, G. J., F19, J115, P63.
 Damon, P. E., W38, W150, X347.
 Danaher, M. G., BB203.
 Dancis, J., C342, Q385.
 Dandl, R. A., Y115.
 D'Angelo, S. A., J69, J70, J127,
 J282, J329, J335, J382, Q626,
 Q641.
 Danhof, I., J31.
 Daniel, E. E., J193.
 Daniel, G. E., P242.
 Daniel, J. W., Jr., L80.
 Daniels, F., U13, U196, X60.
 Danishefsky, I., Q683.
 Dankmeyer, J., C398, J466.
 Darby, H. H., Q670.
 Darby, W. J., C116, J289, J290,
 J291, J313, J330, J384.
 Dardel, G. V., X68.
 Darden, E. B., Jr., P23, DD2,
 DD44, DD45.
 Darden, S. E., Y322.
 Das Gupta, N. N., A168, A169,
 C407, G530.
 Daskalakis, E. G., G222, D301.
 Data, J. B., G39.
 Dauben, H. J., Jr., G222, G301.
 Dauben, W. G., G2, G28, G29,
 G30, G44, G293, G308, G311,
 G400, G457, Q1, Q6, Q409,
 Q723, Q790, Q862, R2, S13,
 S126, S127, U29, U137, U311,
 U352.
 Daudel, P., S141, S142, U243.
 Daughaday, W. H., B83.
 Daugherty, W. H., B119.
 Daus, L. L., O23, U164, BB80.
 Dausset, J., Q838.
 Davenport, D. E., X57.
 Davidson, C. S., D91.
 Davidson, H. M., Q183.
 Davidson, J. D., H78, AA145.
 Davidson, N., U318, U350.
 Davidson, W. L., U30, CC129,
 CC181.
 Davies, A. J., CC184.
 Davies, D. F., C191.
 Davies, M. H., CC100.
 Davin, J. C., J109.
 Davis, A. K., J26, J97, J307, J339,
 P259.
 Davis, B. D., Q41.
 Davis, C. B., Jr., Q330.
 Davis, D. E., M3, M35.
 Davis, D. M., X4.
 Davis, F. E., B185.
 Davis, G. K., G314, G319, G452,
 G468, J314, K1, K13, K19, K23,
 K26, K53, K61, K68, K71, K74,
 K75, K76, K84, K87, K93.
 Davis, G. L., BB150, BB190,
 BB206, BB261, BB266.
 Davis, H. W., U15, U250.
 Davis, J., E4.
 Davis, J. W., Q697, R207.
 Davis, K. J., J425.
 Davis, L., A24, A40, A85, A102,
 A134, A147, B159.
 Davis, M., U87.
 Davis, M. E., C372.
 Davis, R. L., G42, G77, K18, L123,
 Q501.
 Davis, R. T., Jr., T103, Y435.
 Davis, S., G77.
 Davis, S. P., Y208, Y332, Y438.
 Davis, T. W., U124, U174.
 Davis, W., Jr., W1.
 Davis, W. E., I18, Q264.
 Davis, W. M., J441, J474.
 Davison, N. C., Q671.
 Davison, J. P., Q347, Q382, Q403.
 Davison, K. B., C172.
 Davison, S., P173, P209, P240,
 U333, U334.
 Davoll, J., I35, Q499.
 Dawson, C. R., U31.
 Dawson, G. Q., T113.
 Dawson, R. F., Q520.
 Dawson, R. M. C., G435.
 Day, A. R., U135.
 Day, P. L., G182, Q111, Q579.
 Day, R. B., X108, Y384.
 Dayton, J. C., U308, U310.
 Dayton, S., R202.
 De, P., BB308.
 De Albuquerque, D., C56.
 De Amicis, E., W14, W56, AA117,
 AA165.
 De Angeli, E., J367.
 De Benedetti, S., X117.
 Dean, L. A., M23, M43, M51, M59,
 M65, M69.
 Deane, N., C69.
 Deasy, C. L., Q635, Q636, R170.
 Deatherage, F. E., S60.
 De Backer, J., E119.
 De Bakey, M. E., D130.
 Debye, P., U123.
 Decius, J. C., T99.
 Deck, C. F., U328.
 De Fiebre, C. W., L71.
 De Haas, B. W., S69.
 Dehm, J. E., M74.
 Dehmelt, H. G., Y200.
 Deichmiller, M., F27.
 Deichmiller, M. P., E47, J121.
 Deiss, W. P., C157, C158, C198,
 C296, C322, Q67, Q254, Q449,
 V24, BB110.

- De Juren, J. A., X71, X210, X211.
 De Kay, H. G., P74.
 Delabarre, Y., T5, V33.
 Delacio, A. M., P188.
 De Laney, R., C358.
 Del Campillo, A., R32.
 Del Castillo, E., A50.
 Delfel, N. E., Q653.
 Dell, E., B287.
 Delluva, A. M., L57, R235.
 De Long, C. W., J186, J369, J370.
 Delwiche, C. C., F87, M56, N67, N101, Q39.
 Delwiche, E. A., L109, L219, Q450.
 Demorest, H. L., A13, BB169.
 De Moss, R. D., L31, L55, L95, L172, Q22.
 Dempster, G., L114.
 de Flines, J., CC228, CC230.
 De Muylder, E., C217.
 den Boer, D. H. W., Q890, Q891, CC228, CC230.
 Denko, C. W., J299, J334.
 Dennis, E. W., C199.
 Dennison, D. M., Z22.
 Denny, D., J42.
 Densen, P. M., C116.
 Dent, J. N., G204, J342, J362, J403, J443, P20, P207, BB100.
 Denton, C. A., K45, K46, K57, Q803.
 Denton, J., C251, C387.
 Denzler, G. L., I45.
 Deodhar, S., R67.
 De Pangher, J., X167.
 De Pasquali, G., X72, Y426.
 De Pietri-Tanelli, P., DD37.
 Derge, G., CC3, CC60.
 Dern, R. J., C99, C100.
 Deschamps, Y., Y464.
 Despopoulos, A., A156.
 Detweiler, J., BB236.
 Deuel, H. J., Jr., G100, R197.
 Deutsch, M., W35, Y84, Y150, Y408.
 Deutsch, R. M., CC12.
 Devane, E. H., M63.
 De Visscher, M., B17, G415.
 de Wael, J., V106.
 Dewey, L. J., N29.
 Dewey, V. C., L130, Q60.
 Dewhurst, H. A., W96.
 De Wire, J. W., X78.
 Dewitt, S., Jr., C278, C315, C324, D145, E175, E180, Q674, Q728, Q729, Q747, Q795, R318.
 Diamond, H. D., B126, B127, AA108, AA148.
 Di Angelo, S. A., J400.
 Dibeler, V. H., S18, U17.
 Dickensheets, J., C295.
 Dickey, F. P., Z7.
 Dickinson, R. W., X53.
 Dickman, S., P177.
 Diezfalusy, E., G6.
 Dieckert, J. W., Q887.
 Dienes, G. J., U216, X113, X286.
 Diermeier, H. F., G324, Q263.
 Dietrich, H. J., A58.
 Dietzler, F. K., E1.
 Di Ferrante, N., P16.
 Dill, W. A., H11.
 Di Luzio, N. R., A153, G413, G461, G503, J54, Q515, Q640, Q777, Q812.
 Dimant, E., R182.
 Dimond, A. E., N19, N117.
 Dinning, J. S., G182, G490, Q111.
 Dinsmore, R. S., B217, AA171.
 Dintzis, R. Z., Q100.
 Dion, H. G., M72, M74.
 Di Salvo, N. A., C271.
 Dische, R., G496.
 Diserens, H. W., BB62.
 Di Stefano, H. S., Q263, Q740.
 Di Stefano, V., G408, Q45.
 Dituri, E., A95.
 Dituri, F., R185.
 Ditzenberger, J. A., CC45.
 Diven, B. C., X64, Y86, Y442.
 Dixon, F. J., E47, F7, F19, F24, F27, F39, J115, J121, P63, P137.
 Dixon, J. A., S91, T108, U61.
 Dixon, J. K., U181, V41.
 Dixon, W. R., B95, X37.
 Djao, E. H., N59.
 Doak, J. B., BB127, BB206, BB261, BB266.
 Doan, C. A., C184.
 Dobriner, K., C406, D49, D62, D82, D99, D109, D123, D146, G148, J322, Q762.
 Dobson, E. L., B213, C346, D98, D117, E14, E63, E120, E126, E154, E155, J198, J439.
 Dobyus, B. M., B56, B151, C59, C150, C305, C369, J223, P86, BB54.
 Dodson, R. W., U110, U271, U294, U335.
 Doeden, D., C123.
 Doering, R. F., Y222.
 Doering, W. V. E., U136, U305.
 Doernbach, C., P76.
 Doerschuk, A. P., G361, Q288, R204, R222, S41, U155.
 Doherty, J. G., U233, U356, U357.
 Doisy, E. A., G136, G137, G224, Q2, Q462, Q463, Q464, Q513, Q607, Q664, Q739, S62.
 Doisy, E. A., Jr., G136, G137, G225, Q2, Q298, Q462, Q463, Q464, Q513, Q546, Q607, Q739, Q775, S62.
 Dolch, M. E., J318.
 Dole, M., U80.
 Dole, V. P., B36.
 Dollinger, E. J., P248.
 Dominguez, R., G354, J471.
 Domotor, P., W97.
 Donahue, B. A., N8.
 Donahue, D. J., X90, X291, X292.
 Donaldson, K. O., Q266, Q504.
 Donaven, T. W., X177.
 Donavan, J., C233.
 Doorn-Wittkampff, H. von, W. von, C2.
 Dorans, J. F., J303.
 Doremus, J. A., CC127, CC180.
 Dorfman, A., R40, R41, R42, R313, R315, R316.
 Dorfman, E., U136.
 Dorfman, L. M., U66, Z17.
 Dorfman, R. I., C229, D6, P256, Q7, Q8, Q29, Q222, Q307, Q712, Q818, Q820, Q830, Q831, Q833, R304, R339.
 Dorrance, W. R., J59.
 Dorough, G. D., O48.
 Dorward, D. L., S101.
 Dos Remedios, L. V., A131.
 Doss, J., CC151, CC153, CC157, CC159.
 Doudoroff, M., L42, L72, L78, R187.
 Douglas, D. L., W41, CC137.
 Douglas, J. E., T154, U348, AA73.
 Douglas, G., C238.
 Douglas, J. F., G239, G288, Q72.
 Dow, E., AA166.
 Dowben, R. M., W107.
 Dowda, F. W., B198, B273.
 Dowdy, A. H., X266.
 Downing, J. R., CC65.
 Downus, J., T136.
 Doyle, B., Q123, V27.
 Drabkin, D. L., D18, Q510, R171.
 Dragstedt, L. R., J65, P146.
 Dratz, A. F., G348.
 Dreeben, A., T74.
 Dreisler, K. K., A116.
 Drenick, E. J., E182.
 Dreyfus, J. C., C379, C381, D152, D153, E187, G21, J429, Q838, Q839, Q840, Q841, Q842, Q843, Q844, Q845, Q846, BB271, BB274.
 Drickamer, H. G., U40, U41, U42, U43, U231, W91, W125, X284, Z27, Z40, Z41, Z42, Z43, Z44, Z45, Z46, Z47, Z48, Z49, Z50, Z51, CC44.

- Driggers, J. C., K1, K26, K75, K76, K87.
 Drochmans, P., G175.
 Drummy, W. W., Jr., A119.
 Drungis, A., P222.
 Drury, D. R., C5, C92, G7, G8, G79, G93, G155, G164, G181, G191, G227, G265, Q118.
 Drysdale, G. R., G346, Q172.
 Dubach, R., A146, D1, D2, D69.
 Dubbs, C. A., T19.
 Dubnoff, J. W., Q799.
 Du Bois, K. G., Q310.
 Du Bois, K. P., R56.
 Duckworth, J., J239.
 Dudley, H. C., A111, B158, C144, E73, E106, G313, H49, H61, H85.
 Dudley, R. A., W114.
 Duff, I. F., C257.
 Duffield, R. B., W91, W125.
 Duffy, B. J., C364.
 Duffy, B. J., Jr., A142, B137, B176, B246, B286, C159, C256, C371, D71, E29.
 Dugger, W. M., Jr., N86, N90, N98, N103, N120, BB15.
 Du Mond, J. W. M., X122, X123, X199, Y116, Y354, Y388.
 Dunavan, S., Y301.
 Dunbar, D. N. F., X96, X239.
 Dunbar, H. S., A61.
 Duncan, F. R., T141, T142.
 Duncan, H., B202.
 Duncan, J. A., B9.
 Dunham, E. T., D34.
 Dunham, H. H., B174.
 Dunkelberg, C., Q59, Q539.
 Dunlap, W. B., Jr., CC110.
 Dunn, A., J200.
 Dunn, C. E., G387.
 Dunn, D. F., Q444.
 Dunn, K. M., K19.
 Dunn, M. S., R15, BB3.
 Dunn, R. W., J284, AA126, AA167, BB232.
 Dunning, W. W., W7.
 Dunphy, E. B., A33, A116, E178.
 Dunshee, B. R., J167.
 Du Preez, M. L., C2, C28.
 Du Quesne, G. K., Y307.
 Durbin, G. T., L10.
 Durbin, P. W., D154, H94, J449.
 Durbin, R., Y2.
 Durham, W. F., I23.
 Durkin, P. J., A263.
 Dute, H. L., C50.
 Dutli, J. W., CC5.
 Dutoit, C. H., C312.
 Dutt Chowdhury, R., A168.
 Duval, J. E., Y257.
 Du Vigneaud, V., G517, R115, R203, R251, BB258.
 Dwork, B., BB194.
 Dyke, D. C. V., B27.
 Dziwiatkowski, D. D., B36, G114, G332, G406, G407, G444, G445, J305, R176, R299, BB92.
- E**
- Eades, C. H., Jr., L143.
 Eadie, G. S., J8.
 Eagle, H., L11, L12.
 Earing, M. H., S25.
 Earl, C. J., E157.
 Earle, T. T., N55.
 Easterday, H. T., Y51.
 Eastham, J. F., G28, G30, U29, U311.
 Eaton, N. R., L70, L171, L177.
 Eaton, S. E., BB282, CC225.
 Ebaugh, F. G., D85.
 Ebaugh, F. G., Jr., C220, C260, C321, E113.
 Ebel, A., D29.
 Eberhard, T. P., C295, J398.
 Ebert, J. D., G353.
 Ebert, R. H., C63, C386, I2, L63, L91, L220, L224.
 Ebert, R. V., E23, E38.
 Eby, F. S., X261, X263, X340, Y377.
 Eckel, R. E., E32.
 Eckert, B., S141.
 Eckert, E., D39.
 Eckert, R. E., U41, Z41, CC44.
 Eckstein, R. W., E24.
 Edelman, I. S., C77, C128, D8, D10, D17, E44, J105, U198, BB60.
 Edelman, J., S114.
 Edelmann, A., J9, P243.
 Eder, H. A., Q806.
 Edick, M., K15, K44.
 Editorial, B23, B112, V48, W51, AA38, AA46, BB46, CC18, CC25, CC81, CC89, CC124, CC126, CC165, CC183, CC211, CC218.
 Edmonds, M., L57, Q205, Q509.
 Edwards, G., P198.
 Edwards, J. W., C256.
 Edwards, R. R., Q579, X347, AA24.
 Edwards, T., G222, G301.
 Eggert, R., M61.
 Ehrenberg, L., N17.
 Ehrensverd, G., L2, L211, L212, L213, L214, L215, L216, L225, Q849, Q851, Q867, Q868, Q889, R343, R344, BB290.
 Eichel, H. J., G343, G393.
 Eichlberger, J. F., X268.
 Eidinoff, M. L., D24, D61, D62, D82, D127, G148, J325, J393, Q257, Q359, Q762, R70, R145, S16, U266, U295, U349, W117, BB49, BB118, BB199, BB258.
 Eidson, M., Q325.
 Eieland, G512.
 Eilar, K. R., U77.
 Eiler, J. J., Q420, Q421.
 Einheber, A., J287.
 Eisen, H. N., F34, F56.
 Eisenberg, B., C84, D121.
 Eisenberg, F., Jr., R36, R89, R312, U257.
 Eisenberg, I. J., A120.
 Eisenberg, S., C70, C272.
 Eisenminger, W. J., C266.
 Eisler, L., G179, Q208, AA145.
 Eisler, S. L., CC37, CC125, CC132, CC150, CC151, CC152, CC153, CC154, CC155, CC156, CC157, CC158, CC159.
 Eisner, H. J., Q90.
 Ekins, R. P., D84.
 Ekstein, D. M., H89, H90, H93, H96, P54.
 Eldjarn, L., G492, Q76.
 Eldridge, J. S., D13, I38.
 Elgee, N. J., C62, C192, G478, J25, Q558, Q639, Q642.
 Elias, C., P53.
 Eliasoph, J., B200.
 Eliassen, R., P175, CC178.
 Elion, G. B., C294, L47, L82, L132, L133, L209, Q94, Q300.
 Eliel, L. P., C279, C289, C331.
 Elkin, D. C., C199.
 Elkind, M. M., X94, Y103, Y372.
 Elkins, H. B., B164, B178.
 Ellenburg, J. Y., T85.
 Ellinwood, L. E., H15.
 Elliot, J. O., X97.
 Elliott, G. V., J355.
 Elliott, H. F., G430, Q793.
 Elliott, H. W., D150, D151, E188, E193, G358, H14, J413.
 Elliott, N., U55.
 Elliott, R. R., C373.
 Elliott, S. R., II, A6, C19.
 Elliott, W. H., D128, G136, G137, G224, Q2, Q298, Q462, Q463, Q464, Q513, Q607, Q665, Q739, Q775, Q776, S62.
 Ellis, G. H., Q612.
 Ellis, F., Q631, Q794.
 Ellis, R. H., Jr., W9, AA88, AA90.
 Ellis, S., E142, G183, J377.
 Ellison, E. H., A167.
 Elmlinger, P. J., B87, C118, C119, C135, C306, E131, J298, J332.
 Elmore, G. V., S118.

- Elrod, P., Q784.
 Elwyn, A., Y8.
 Elwyn, D., Q53, Q609, Q731,
 R276, R332, S88.
 Ely, R. E., K19.
 Emerick, R. W., A31.
 Emerson, C. P., C220, C260, E113.
 Emerson, G. A. Q212.
 Emerson, R. B. DD14.
 Emerson, R. J. Q335.
 Emery, A. H., Z50.
 Emery, E. W., W23.
 Emhiser, D. E., BB32, CC92.
 Emmelot, P., Q890, Q891.
 Emmerich, W. S., Y69, Y128, Y205,
 Y238, Y244.
 Emmett, P. H., U22, U78, U138,
 U221, U280, W38, AA50.
 Emmons, A. H. W39, AA83,
 AA173.
 Endt, P. M., Y106, Y204, Y412.
 Enge, H. A., X144, Y87, Y204,
 Y404.
 Engel, F. L., B193.
 Engelkemeir, D., Y14, Y333.
 Engelman, E. P., E30.
 Engelman, M., G171, Q21.
 Engelstad, R. B., A138.
 Engfeldt, B., J440, J463, Q434,
 Q875, BB102.
 Engle, H. B., N16.
 Engle, R. R., Q351.
 Engstrom, A., J463, Q434, Q875,
 BB102, BB122.
 Ennis, M. E., X235.
 Ennor, A. H., Q230.
 Enns, T., Q292, Q293, T80.
 Entenman, C., G156, G305, G355,
 P68, P124, P143, Q84, Q723,
 Q790.
 Entner, N., L42.
 Epstein, D., A158, J142.
 Epstein, E., N76, N91, N92, N93,
 N119.
 Epstein, H. T., J257.
 Erf, L. A., B60, B93, AA77, AA99.
 Erickson, A. E., U39.
 Erickson, J. O. E140, E184, F40,
 F82, J318.
 Erickson, J. R., D52.
 Ernst, E., W92, W93.
 Ernst, H., CC123.
 Ernster, L., L20.
 Ernsting, M. J. E., K96.
 Errera, M., J131, J132.
 Ervin, D. M., J456.
 Erwall, L. G., AA60.
 Eskelson, C. D., J447, J470.
 Estrens, S., B213.
 Etheridge, J., D42.
 Eto, M., G255.
 Ettinger, R. H., C153.
 Eubank, H. P., X323.
 Evans, E. A., T75, U292.
 Evans, E. A., Jr., L14, L15, Q33,
 Q35, Q367.
 Evans, F. G. BB1.
 Evans, F. R., G403.
 Evans, G. E., CC209.
 Evans, H. M., E142, E147, J99,
 J128, J231, J333, J352, J377,
 Q624.
 Evans, R. D., B192, Y132.
 Evans, T. C., BB62.
 Everett, N. B., G63, J51, J350,
 J351, J374, J389, BB212.
 Evertsbusch, V., G60.
 Eya, M., C257.
 Ezmirlian, R. C., H50.
- F
- Fabian, R. W., CC225.
 Fadem, R. S., C273, C323, E19.
 Fagan, J. F., Jr., X215.
 Fager, E. W., O5, O12, O14, O26,
 O27, Q352.
 Fager, J., G127, I36, J27, J104.
 Fahnoe, F., P7, CC8.
 Failla, G., P208, AA114.
 Fairley, J. L., U164.
 Fairstein, E., Y129.
 Falcone, A. B., Q345.
 Falk, C. E., X98, X217.
 Falkenheim, M., G27.
 Falterman, C. S., U369.
 Famularo, K. F., X2, X81.
 Fan, Chang-Yun, Y209.
 Fang, S. C., N48, N49, N66.
 Fansah, N. O., G457, Q488.
 Farabee, L. B., P104.
 Farber, E., G519, H86, Q478.
 Paris, J. P., U217.
 Farkas, A., U63.
 Farmer, E. C., V46, W20, W21,
 CC113.
 Farmer, T. W., C224.
 Farnham, N. G., P138.
 Farr, L. E., A139, B80, C68, AA170.
 Farren, A. L., R88, U28.
 Farrell, E. P., DD29.
 Fashena, G., D116.
 Fassel, V. A., T135.
 Fast, U260.
 Faucher, J. A., Jr., BB126.
 Faul, H., CC106.
 Faust, W. R., X97, X179, X269,
 X273, X295, X296, X298, X300,
 X301, X302, X303, X305, X325.
 Favour, C. B., C91.
 Fawcett, D. M., R281.
 Fax, B. J., T156.
 Fearnside, K., CC13.
 Fearon, R. E., CC107.
 Feaster, J. P., G319, J314, K1,
 K61, K75, K84.
 Featherstone, E. G., H88.
 Featherstone, R. M., C264, C376.
 Fechter, H. R., X306.
 Feder, H. M., U90.
 Feifer, E., C339.
 Feigelman, H., R68.
 Feigelson, P., Q418.
 Feinberg, H., BB246.
 Feinberg, R., F10.
 Feinstein, A. R., C89, BB67.
 Feinstein, M., Q829.
 Feitelberg, S., B261.
 Feitknecht, W., U363.
 Feld, B. T., X188, Y215.
 Feld, E. A., G340.
 Feldman, I., Q410, T88.
 Feldman, L., Y18, Y26, Y151,
 Y256.
 Feldman, M. H., U216.
 Feldott, G., Q296.
 Feller, D. D., C247, D12, G163,
 P17, Q301, Q774.
 Fellows, V., A92.
 Felsing, B., Q404, R142.
 Felts, J. H., C26, C245.
 Felts, J. H., Jr., A3, C83, C121.
 Felts, J. M., G188, G189, G421,
 Q245.
 Fenn, W. O., Q856.
 Ferguson, B., C251.
 Ferguson, J. H., J15.
 Ferguson, R. E., S38.
 Ferrebee, J. W., R172.
 Ferrel, C. B., J7, J20, P5.
 Feshbach, H., X190, Y34.
 Feuvrais, M. L., Y364.
 Fieq, A., J131, J132.
 Fieber, M. H., A4, A5.
 Fiedler, H., Q659.
 Field, N. S., D149.
 Fields, Max, C9, D5, F49.
 Fields, M., N30, N125, S12, S73,
 S76, S79, CC113.
 Fields, R. E., Y323, Y420.
 Fields, T., A85, A134, B269, W4,
 W80, AA112, BB107, BB249.
 Figen, J., G142.
 Fina, L. R., L7, U240.
 Finch, C. A., D125, G49, G206,
 J107, J220, Q160, Q370, Q379.
 Finch, S., D125.
 Fine, F., BB268.
 Fine, J., E163.
 Fineberg, R. A., R236.
 Fink, K., C133, C319.
 Fink, R. M., C133, C319.

- Fink, R. W., Y302, Y308, Y309, Y423, Y427, Y429.
- Finkel, A. J., I7, I31.
- Finkel, M. P., I24, P166.
- Finlay, J. B., T45, U289.
- Finnegan, C., J200.
- Finney, C. R., D98, E14, E155.
- Fireman, D. L., Y310.
- Firestone, R. F., W31.
- Firschein, H. E., J447, J470.
- Fisch, S., G231.
- Fischer, A., Q658, Q849.
- Fischer, C. S., H48, H70, Q615.
- Fischer, G., Q658, Q849.
- Fischer, G. L., J355.
- Fischer, R. G., Q347.
- Fischer, R. H., C146.
- Fish, C. A., R244.
- Fish, F., B95.
- Fish, W. A., E78, G248, H31, J260.
- Fisher, D. A., G168, G169, J423, J451, J452.
- Fisher, E. R., B222, P82.
- Fisher, G., A158.
- Fisher, H. F., Q157, Q158, Q214.
- Fisherman, R. A., D120.
- Fishman, J., B41.
- Fishman, S., G513.
- Fiskell, J. G. A., V22.
- Fitch, F. W., P179.
- Fitting, C., L78, R215.
- Fitzgerald, J. V., BB32, CC92.
- Fitzgerald, P. J., C166, C364, D71, E91, I11, J162, BB45, BB49, BB90, BB94, BB95, BB96, BB118, BB122, BB145, BB187, BB263.
- Fitzgibbon, G. C., T89.
- Fix, D. D., U139.
- Flagg, A. H., CC108.
- Flaks, J. G., Q209.
- Flavin, M., Q21, Q192, R111, R287, R294.
- Fleischmann, K., J406.
- Fleischmann, W., J406.
- Flemion, F., N10.
- Fletcher, G. H., B34, B90, B278, X134, BB215.
- Flexner, L. B., J353.
- Flickinger, R. A., J276.
- Flipse, R. J., K80, Q197.
- Flock, E. V., Q120.
- Flocks, R. H., B164, B165, B178.
- Flon, M., S141, S142.
- Florsheim, W. H., P13, P76.
- Flournoy, J. M., U308.
- Fluharty, R. G., C34, D125.
- Flynn, J. E., D93.
- Flynn, J. H., U195.
- Foa, P. P., G321.
- Foege, W. H., AA51.
- Fogelman, M. J., J144, J315, J338.
- Folk, G. E., Jr., J255.
- Folley, S. J., R150.
- Fones, W. S., Q555, Q556, Q557, Q605, Q764.
- Fontaine, M., J414, J418, J427, J428.
- Fontaine, Y. A., J430.
- Foot, F. W., B220.
- Foot, F. W., Jr., BB45.
- Foot, H. L., Jr., Y277.
- Foot, R. S., X228.
- Forbes, G. B., B171, D16, D42, D43.
- Forchheimer, O. L., U236.
- Ford, A. B., C197.
- Ford, E., D27, G119, J77.
- Ford, M. R., AA11.
- Ford, W. B., B124.
- Foreman, H., D64, E108, E179, G240, H75, BB260.
- Foreman, N., B148.
- Foreman, R. C., C259.
- Forker, L. L., G156, G305, G425, J24.
- Forro, F., Jr., P112, V18.
- Forro, M., X157, BB188.
- Forsham, P. H., C72, C278.
- Foster, C. E., C69.
- Foster, C. G., A139, B80, B108, B186, C68, C69.
- Foster, C. H., B204.
- Foster, G. B., CC4, CC15, CC16, CC31.
- Foster, J. M., Q719.
- Foster, J. W., L116, L218, Q181, R208, R342.
- Foster, R. F., I39, AA89.
- Foster, W. C., J56, J84, J258.
- Fowler, C. M., W78, W97, Y373, Y447.
- Fowler, E. B., L9, L94.
- Fowler, E. E., R12.
- Fowler, J. L., X216, X357.
- Fowler, W. A., Y153, BB41.
- Fowles, G. R., Y396.
- Fox, B. W., P44, BB41.
- Fox, C. L., Jr., C6, J216.
- Fox, M. S., V16.
- Fraenkel, G., V91.
- Francis, G. E., F32.
- Francis, M. D., R248.
- Francis, N. C., X79, X191, X243.
- Franck, J., O3, O31.
- Frank, H., C53, C179, C182.
- Frank, P., I55.
- Frank, R. M., X126.
- Frank, W. J., X17, X22, X105, X192, X206.
- Franke, F. R., J53, J82.
- Frankel, D. R., E194, J334, Q452.
- Frankel, S., Q495, Q525, X316.
- Frantz, I. D., Jr., G312, J273, Q127, Q224, Q454, Q703, Q789, R68.
- Frantz, V. K., B47.
- Franzen, W., X135, X172.
- Fraser, D., L135, R21.
- Frauenfelder, H., X72, X275, Y414.
- Frazier, H. S., J195, J265.
- Fred, M. S., V85, Y437.
- Fredrickson, D. S., C72, J34, Q190.
- Freed, V. H., N66, N115.
- Freedberg, A. S., A32, B29, B41, B175, B189, B227, B262, B263, C58, C64, C75, C85, C98, D67, D103, E68, E70, E101, G69, J301.
- Freedberg, F., L153.
- Freedman, A. J., BB34.
- Freedman, M. S., Y340.
- Freeman, B., H78.
- Freeman, S., C337, J76.
- Freemantle, R. G., X129.
- Freier, G., X166, Y455.
- Freinkel, N., C45, C46, C136, C183, D4, E87, J294.
- Freis, E. D., D143, D144.
- Fremont-Smith, K., C215, C216.
- French, D., Q11, Q767, Q786, U32.
- French, J. B., X121.
- French, L. A., A11, A64.
- French, R., C231, C240, C242, C243, C333.
- Frerichs, J. B., E31.
- Fresco, J. R., R47.
- Freund, A. J., D14.
- Freund, J., E36, E128.
- Freyberg, R. H., C382.
- Freygang, W. H., BB197.
- Friberg, U., Q893, BB82.
- Fried, C. A., AA180.
- Fried, M., M29, M30, M43, M52, M53, AA130.
- Fried, S., Y136.
- Friedberg, C. K., A81.
- Friedberg, F., G20, J358, L153, L160, Q97, Q309, Q399, Q400, Q564, Q565, Q566, Q675, Q725, Q742, Q743, Q807, Q816, R87, R263.
- Friedberg, W., Q780, BB158.
- Friedel, R. A., S5, U158.
- Friedell, H., H252.
- Friedell, H. L., A19, A20, B33, B45, B70, B199, B276, C223, C225, C284, D3, E24, E58, E109, G91, J253, P117, P183, P212.
- Friedell, M. T., B118, B132, B276, C40, C380, E186, J100, J424.
- Frieden, E. H., Q135, Q489.

Friedkin, M., Q155, Q156, Q161, Q332, Q779, Q798, R125, R306.
 Friedland, S. S., W18.
 Friedlander, G., Y53, Y117, Y170.
 Friedlander, H. D., J256, Q784.
 Friedler, G., J142, J400.
 Friedman, A. S., T26.
 Friedman, F. L., Y11.
 Friedman, J. J., C239.
 Friedman, L., T20, T49, T50, T51, T92, U162, U272, Y132.
 Friedman, M., E150, Q692, Q727.
 Friedmann, B., G263, G398, G401, G402, Q655.
 Frier, G., Y145.
 Frierson, W. J., G335.
 Fries, B. A., U3, CC122.
 Fries, E. D., A132.
 Friis-Hansen, B. J., C128, D17, BB60.
 Frisch, D. H., Y215, Z23.
 Frisell, W. R., Q401.
 Frohman, C. E., G212, Q480, BB43.
 Froman, D., Y42, Y450.
 Fromm, H. J., G66, Q500.
 Frost, R. C., G154, J118, J323, J324.
 Frush, H. L., R108, S39, S85, S133, S136, S196.
 Fry, A., U252, U283, U288, U306, U358, V49, V52, V69.
 Frye, G. M., Jr., Y38, Y451.
 Fryers, G. R., J64, J165, J311.
 Fuhrman, F. A., J141.
 Fujimoto, G. I., S90.
 Fukushima, D. K., C90, C293, D49, D99, D109, D127, D146, Q484, Q750, Q755, Q762, Q785, Q857, U99, U220, U266, U376.
 Fukuto, T. R., U287, BB213, DD9, DD13.
 Fulbright, H. W., X24, X25, Y25
 Fuller, C. S., CC27, CC45, CC105.
 Fuller, R. C., Q144.
 Fuller, W. H., M39, M40, M47, M66, M67, M70, N56, N111.
 Fulton, G., B87.
 Fulton, G. P., P144, P232, P235, P253.
 Fultz, S. C., Y239, Y261.
 Funkhouser, R. K., C196.
 Furst, N. J., B173, E25, AA85.
 Furst, S. S., R229.
 Furth, J., C320, E3, G12, J85, J125, J126, J157, J160, J178, J202, J203, J230, J237, P2, P20, P26, P27, P71, P95, P131, P140, P147, P202.
 Fuson, N., T157, T159.
 Futter, I., Q208.

G

Gabourel, J. D., G134.
 Gabrieli, E. R., E77, J28, J43, J134, J240, J279, P22, P69, BB123.
 Gabrilove, J. L., J59.
 Gabrio, B. W., J220, Q160, Q370, Q379.
 Gaden, E. L., Jr., Q502.
 Gadsden, E. L., E3, J85, J86, J126, J202, J203, P2, P20, P147.
 Gaffney, G. W., P16.
 Gaffron, H., O12, O14.
 Gailar, N., T104, T105, X32.
 Gaillard, P. J., J442.
 Gal, E. M., G226, S11, S74, S94, S111, BB254.
 Galan, M., T145, BB31.
 Galbraith, T. W., Q335.
 Galkowski, T. T., S133.
 Gallagher, T. F., C90, C293, C317, C406, D49, D61, D62, D82, D99, D109, D123, D127, D146, G148, J322, Q256, Q484, Q755, Q762, Q785, Q857, R95, U99, U220, U266, U376.
 Gallimore, J. C., H2, BB69.
 Gallimore, J. C., Jr., BB11.
 Gallo, D. G., G318, Q347, Q382, Q403.
 Gallup, A. H., N5.
 Gambino, S. R., J50.
 Gamble, D., B237.
 Gamble, F. N., J157.
 Gamble, J. L., Jr., H76, J88, W60.
 Gammel, J. L., X87, X126.
 Gander, J. G., Q345.
 Gandia, H., G357, H5.
 Ganguli, N. C., R345.
 Ganong, W. F., J34.
 Ganz, A., G141, H5, R58.
 Garcia, J. F., B27, C93, E108, E146, E147, E179, J128, J332, J352, P64, BB260.
 Gardella, J. W., R172.
 Gardner, C. O., P204.
 Gardner, F. H., E112.
 Gardner, L. I., G87.
 Gardner, W., BB154, CC212.
 Garfinkel, E., Q239.
 Gargill, S. L., B189.
 Garland, C. W., T39.
 Garner, C. S., U150.
 Garner, H. R., L204.
 Garrett, J. T., W15.
 Garrett, W. E., J350.
 Garrison, W. M., J435, U194, V3, V4, V5, V13, V14, V107, X38, X39, X40, X41, X42, X43, X44, X45, X46, X47, X48, X49, X50, X205.

Garrity, R. W., A150.
 Garstens, M. A., Y402, Y434.
 Gartland, J., C348, E8.
 Garvey, J. S., F43, F47, F84.
 Gasster, M., E182, Q261.
 Gast, J. H., J112, BB264.
 Gastel, R., L41.
 Gasvoda, J., P49.
 Gates, E., P269.
 Gates, J. E., CC49.
 Gatos, H. C., CC39.
 Gauch, H. A., N86, N90, N98, N103.
 Gaudin, A. M., T3, CC117.
 Gaudino, M., C404.
 Gaulden, M. E., P129, DD44, DD45.
 Gautschi, M. L., J200.
 Gavosto, F., J131, J132.
 Gee, M., R2.
 Geffen, A., E100.
 Geger, J. H., C184.
 Gehman, S. D., V55, CC187.
 Geibr, I. G., CC181.
 Geiger, E., J5, J133.
 Geiling, E. M. K., C145, C174, C193, G60, G141, G325, G513, H38, R8, R43, R44, R45, R52, R56, R58, V68.
 Geissman, T. A., G56.
 Geist, R. M., AA136.
 Gelinias, R. W., X145, Y182.
 Gelles, E., U106.
 Gellin, G. A., D102, E105.
 Gemant, A., CC90.
 Gemmill, C. L., D36, D118.
 Gemzell, C. A., J333.
 Genevese, F., X14.
 Geniesse, J. C., CC76.
 Gennaro, J. F., J443.
 Gennaro, J. F., Jr., J403, J443, J464, P261.
 George, R. S., B124, J53, J82, P188.
 Gerard, R. W., D70, G128, J33, J39, Q346.
 Gerarde, H. W., Q453, R201, R218.
 Gerhart, J. B., Y107.
 Gersten, J., B96.
 Gertler, M. M., C208.
 Geschickter, C. F., G15, G72.
 Geschwind, I. I., J99.
 Gest, H., L64, L66, L149, L198, Q169, Q174, AA159.
 Gester, G. C., CC202.
 Getchell, G., C9.
 Getzoff, P., BB255.
 Geyer, B. S., BB5.
 Geyer, R. P., G120, G152, G153, G187, G303, Q122, Q242.
 Geyer, S. V., A133, A157, J371, W94.

- Ghiorso, A., Y5.
 Ghormley, J. A., V6, Y220.
 Ghosh, B. N., J201.
 Ghosh, S. N., T56.
 Giacomello, G., E72.
 Gibbs, F. A., BB161, BB162.
 Gibbs, J. A., S73.
 Gibbs, M., L28, L31, L41, L44, L55, L59, L172, N11, N38, O4, O32, Q22, Q175, Q284, Q285, R910, S123, U54, U130.
 Gibbs, R., BB161.
 Gibbs, W., BB7.
 Gibson, J. G., II, C34.
 Gibson, W. M., X129.
 Gidez, L. I., G159, Q304, Q617, S58.
 Gierlach, Z. S., G172, J268, J469.
 Gieseking, J. E., U24.
 Gilbert, W. S., Y59.
 Gilder, H., C230.
 Gile, J. D., V4, V5, V92, V93, V94, V95, V96, V97, V98, V99, V100, V101, V102, V103, V104, X40, X43, X45, X46, X47, X48, X50.
 Gile-Melchert, J., V13.
 Gilfillan, E. W., Q212.
 Gilkey, C., G145.
 Gill, P. S., Y50.
 Giller, E. B., W91, W125.
 Gillespie, D. C., L140.
 Gillespie, H. B., G171.
 Gilley, L. W., Z33.
 Gillis, M. B., G443.
 Gilmore, R. C., Jr., A83, BB58.
 Gilvarg, C., L129, Q151, R285, R293.
 Ginell, W. S., BB218.
 Ginger, R. D., T158, U159.
 Ginsburg, J., J302.
 Ginsburg, V., S114.
 Ginski, J. M., G255.
 Giorgio, J. D., G13, G339.
 Girardot, P. R., U100.
 Gitlin, D., F23, J444, J473.
 Gitterman, C. O., L18.
 Gittes, H. R., BB198.
 Gjullin, C. M., DD20.
 Gladner, J. A., Q209.
 Glantz, R. R., U105.
 Glascock, R. F., R150, V12.
 Glass, G. B. J., D55, D102, D158, D164, E57, E105.
 Glasser, O., A121, AA16, AA95, AA136, AA156.
 Glazko, A. J., H11.
 Gleason, G. I., B4, H32, H69, W72.
 Glendenin, L. E., Y136.
 Glenn, P. A., CC24.
 Gleysteen, D., C55.
 Gleysteen, D. M., Q93.
 Glines, A., CC69.
 Glockler, G., S38.
 Glover, D. M., A112, C201, C360, J252.
 Glover, J., L102, L174.
 Gloyna, E. F., AA137, AA138, AA144, AA178.
 Gluck, L., G513.
 Gluckstern, R. L., Y224.
 Goates, D. T., J61.
 Gobeil, E., Q829.
 Godfrey, C., X206.
 Godfrey, J. M., BB87.
 Godwin, J. T., C159, D71, E29, E91, I11, I396, J162, J396, W79, BB138.
 Godycki, L. E., T140.
 Godzesky, C., R50.
 Goeckermann, R. H., Y12.
 Goeddel, W. V., U216.
 Goetsch, A. T., E144.
 Goetsch, C., D7.
 Goff, O. E., K36, K86.
 Gofman, J. W., C186, C309, E160, J286.
 Gold, A., C151.
 Gold, G. L., D56.
 Gold, N., C71.
 Goldberg, E., X95, Y165.
 Goldberg, E. D., G440, G502, J3, J271.
 Goldberg, I., CC64, CC213.
 Goldberg, R. C., H37, J170, J171, P25, P116, P134.
 Goldblith, S. A., P173, P209, P240, U47, CC55, CC114.
 Golden, R., BB286.
 Golden, R. K., X316.
 Goldenberg, I. S., E190, E191.
 Goldenthal, E. I., H25, Q781.
 Goldfarb, A. R., G321, W65.
 Goldfeder, A., G179, G344, P99.
 Goldgerg, E. D., G480.
 Goldhaber, M., X73, Y144, Y154, Y188.
 Goldhaber, S., U59, U268.
 Goldie, E. A. G., C143.
 Goldie, H., A135, C110, G167, J120, P28, P37, P45, P60, P98, P114, P125, P150, P213, P217, Q394, Q475.
 Goldinger, J. M., R136, R295.
 Goldkamp, A. H., Q232, Q792, BB223.
 Goldman, D. S., Q5, R2.
 Goldman, L. M., B180, X24.
 Goldring, D., BB229.
 Goldschmidt, E. P., L88, L152, L178, L179, Q797.
 Goldsmith, R. E., B277, C87, D148.
 Goldstein, J. H., Z18.
 Goldstein, S. L., A24, B159.
 Goldsworthy, P. D., C216, C238.
 Goldthwait, D. A., G121, I30, Q99, Q196.
 Goldthwaite, J., C91.
 Goldwasser, E., Q216, Q591, Q616.
 Goldwater, W. H., Q84.
 Golodetz, A., G251.
 Gomberg, H. J., P21, P39, P48, P194, BB134, BB175, BB280, CC32, CC53, CC201, CC220.
 Gomez, C. G., R262.
 Gong, J. K., C405, C407, H35, P62.
 Gongaware, M. S., Q242.
 Good, M. L., A123, Y19.
 Good, W. M., Y265, Y369, Y394.
 Goode, J. V., D138.
 Goodgall, S., AA144.
 Goodman, C., X13, Y81, Y262, CC106.
 Goodman, L. S., Y374.
 Goodman, M., O23, O49.
 Goodner, C. J., P78.
 Goodrich, M., W104, W119, X36, X132, X267, X279, X312, Y124, Y240.
 Goodwin, J. F., A118.
 Goodwin, L. D., B146.
 Goodwin, W. E., A25, A73, A74, A97, A103, A104, A129, B1, B237, C212, BB116.
 Goossen, E., G110, G174.
 Gopalakrishnan, K., Y45.
 Gora, E. K., W62.
 Gorbman, A., G414, J217, J238, J259, J285, J363, J427, K34, K37, P97, P191, P243.
 Gordon, A. H., Q879.
 Gordon, A. S., U124, U166, U167, U174.
 Gordon, E. L., C89.
 Gordon, E. S., B191.
 Gordon, G. B., G215.
 Gordon, L., V60, V64.
 Gordon, M., R51.
 Gordon, Myron, J236.
 Gordon, R. B., G325.
 Gordon, S., U81, U322, U323, W32.
 Gordus, A. A., T44, T95.
 Gordy, W., T56, Y207, Z28, Z52.
 Gorham, P. R., N26.
 Goring, C. A. I., L84, P101.
 Gosselin, R. E., G134.
 Gossen, W., U216.
 Gottlieb, H., S119, CC118.
 Gottlieb, L., B83, B119.
 Gottschalk, R. G., C218, E85, BB218.
 Gould, R. G., C4, C227, G424, G523, G525, Q56, Q330, Q505, W37.

- Gould, S. E., P21, P39, P48, P194, CC32, CC53, CC201.
- Goulian, D., Jr., BB89, BB123.
- Gourley, D. R. H., D36, D51, D73, D92, D118, D126, D131, D141, D142, E33, E52, J336, J354, J381, Q98, Q711, Q810.
- Govaerts, J., C82, G333.
- Gove, H. E., W35, X21, X260, X287, X294, Y88.
- Grady, H. J., Q463.
- Graf, W. L., W59.
- Graff, A. M., G171.
- Graff, J., G427.
- Graff, S., G171, R287, R294.
- Graff, W. S., P109.
- Graham, A. F., L114.
- Graham, D., B287.
- Graikoski, J. T., P35, CC55, CC161.
- Granhall, I., N17.
- Grant, P., G67, G315.
- Grau, C. R., G314, K16.
- Grauer, R. C., J392.
- Gray, F. V., K27, K39.
- Gray, I., G272, R27, BB30.
- Gray, J., C10, C195, E46, H46.†
- Gray, M. J., C374.
- Gray, P. R., U217.
- Gray, R. A., G40.
- Gray, S. J., C53, C179, C182, C203.
- Greathouse, G. A., R22, R308, R309, R324.
- Green, C. D., J119.
- Green, D. T., B26.
- Green, H., Q465.
- Green, J. A., H39.
- Green, J. W., P65.
- Green, R. B., C167.
- Green, T. W., E30.
- Greenberg, D. M., G65, G129, G226, G242, G419, G476, G485, G510, G518, G519, Q39, Q54, Q255, Q361, Q437, Q478, Q479, Q572, Q589, Q590, Q627, Q637, Q649, Q687, Q734, Q745, Q772, R66, R161, R165, R236, R246, S74, S94, BB25, BB133, BB254.
- Greenberg, G. R., Q70, Q485, R107, R139, R195.
- Greenberg, J., B8, C109, C385, C390, C395, D26, H91, H92, P262.
- Greene, G. S., G342.
- Greene, H. B., T141, T142.
- Greene, J. A., BB71, BB178.
- Greenfield, M. A., X53, X266, X336.
- Greenspan, F. S., C408, E196, J454.
- Greenspan, J., A162, G113.
- Greep, R. O., J170.
- Greer, M. A., A145, B184, B267, C287, C343, E129, E133, E134, E135, G300, J227, J361, J386, J390, J399.
- Gregersen, M. I., B267, J38, J92, J199, J231, J232, J277, BB179.
- Gregor, H. P., U343.
- Greig, M. E., G587, Q432.
- Greiner, C. M., N32, Q143, R129.
- Grevior, J. S., J200.
- Gribetz, D., A144.
- Griedler, G., J69.
- Griess, J. C., Jr., T30.
- Griffin, A. C., G125, H21, H34, I18, Q264, Q653.
- Griffin, D. R., AA44.
- Griffiths, M., G195.
- Grilly, E. R., T16, T102.
- Grimmett, L. G., B34.
- Grindlay, J. H., A96.
- Grinstein, M., Q535.
- Grisolia, S., R86, R213.
- Grobbelaar, N., BB76.
- Grobstein, C., J399.
- Groetzing, G., X270, X320, X351, X352, X353.
- Grollman, A., C275, C375, D138, E43, E118, J208.
- Gros, P., F93, F96.
- Grosch, D. S., P42, DD1.
- Gross, E. G., C264, C376, H88.
- Gross, J., G290, Q865, Q870, Q879, Q888, Q892, BB115.
- Gross, L., Y295.
- Gross, R. T., B280, B281.
- Grosse, A. V., T46, T116, BB14, CC35, CC36, CC38, CC63.
- Grossman, C. M., C104, Q136, Q207, Q551.
- Grossman, J. J., U364.
- Grossman, L., Q219.
- Grossman, M. I., P44.
- Grossman, M. S., G116.
- Grottdal, T., W52.
- Groth, D. P., G273, Q528.
- Grovenstein, E., Jr., U15.
- Grover, J. W., Q203, Q710.
- Groves, M. T., C363.
- Grucci, T. B., BB81, BB222.
- Gruenstein, M., J68, Q655.
- Grune, W. N., P175.
- Grunlund, J. M., U341.
- Gryder, J. W., H44, U110, U335.
- Gubler, C. J., G370, G371, G372, G373, J385, J395, K47.
- Gude, W. D., P130.
- Guderjahn, C. A., Z7.
- Guenther, K., S119.
- Guerra, S. L., C326.
- Guggenheim, K., G389.
- Guha, B. C., R345.
- Guinn, V. P., V43.
- Gum, J. R., Y15.
- Gump, W. S., S2, S63.
- Gunckel, J. E., P252, P254.
- Gunning, B., Q692.
- Gunsalus, I. C., L44, L139, L140, L151, L192, R186.
- Gurg, A. B., U307.
- Gurin, S., Q64, R29, R35, R36, R57, R89, R106, R144, R185, R272, R273, R274, R278, R312, R319.
- Gurman, S. I., B200.
- Gurnee, E. F., U128.
- Guss, D., Y336.
- Gustafson, F. G., N5.
- Gustafson, G. E., P34, P126.
- Gustin, S. T., Q137.
- Gut, M., R340, S32.
- Gutentag, J., C201.
- Guth, E., X185.
- Gutman, A. B., E172, Q747.
- Gutmann, H. R., G81, G230, G520, H68, Q10, R200, V26.
- Gutowsky, H. S., Y284, Y439.
- Guyton, R. A., J228.
- Guzman-Barron, E. S., C351, Q632.
- Gwinn, W. D., T132, T133, T149.

H

- Haagen-Smit, A. J., Q635, Q636, R170.
- Haas, V. A., L169.
- Hackel, D. B., G146.
- Hackerman, N., U227.
- Hackett, J. W., E78.
- Hadler, H. I., G219.
- Hadley, J. W., X66.
- Haffner, J. W., Y412.
- Hagen, C. E., N27, N77, N83, N92, P108.
- Hagerman, D. D., Q132, Q133, Q582, Q583, Q584.
- Hahn, B., X307.
- Hahn, P. F., B75, C33, C116, C207, C268, C373, D124, F70, G167, H12, H40, H52, H74, J49, J120, J155, J264, J366, P28, P31, P37, P60, P108, P114, P125, P150, P187, P217, P249, V44, V84, AA107.
- Haig, C. P., A71, C189, X116.
- Haigler, M. L., G292, J35.
- Haines, S. F., A99, C162.
- Halban, H., Y141.
- Halberstadt, J., S145.
- Haldeman, R. G., T21.
- Hale, D. B., P90, P92, P93, P94.

- Hale, W. M., F16, F17, F71, F77, P36, P224, P230.
 Haley, E. E., Q466, Q469.
 Haley, H. B., C139.
 Haley, T. J., P40, P58.
 Halikis, M. N., Q233.
 Halkerston, J. M., E55.
 Halkett J., C233, C234, Q872.
 Hall, A. G., O21.
 Hall, L. D., CC205.
 Hall, L. G., T53.
 Hall, N. F., T87, U67, Y136.
 Hall, N. S., M7.
 Hall, O., BB63.
 Hall, R. H., I55.
 Hall, T., X332.
 Hallam, M. J., AA187.
 Hallett, R. L., BB155.
 Halmann, M., U191.
 Halmi, N. S., J124, J137, J251, J437, J438, J448, P130, Q473.
 Halperin, J., U157.
 Halpern, J., X135, X189, X326, X327, Y214, Y216.
 Halpert, B., J112.
 Halsted, J. A., C86, E182, Q261.
 Halvorson, H., L193.
 Hamermesh, B., Y178, Y212, Y324, Y347.
 Hamill, R. L., R153.
 Hamill, W. H., U21.
 Hamilton, C. F., S46.
 Hamilton, D. R., X34, Y295.
 Hamilton, H., B157, C95, C97, C103.
 Hamilton, H. B., B43, B156.
 Hamilton, J. G., D154, H10, H94, H95, I50, I54, J435, J449, U194, V3, V4, V5, V14, X38, X39, X40, X41, X42, X43, X44, X45, X46, X47, X48, X49, X50, X205, BB59.
 Hamilton, L., C138, C294, D147, Q802, R49.
 Hamilton, L. D., BB187.
 Hamilton, M. G., Q393.
 Hammarsten, J. F., E23, E38.
 Hammer, J. M., I127.
 Hanmer, P. C., BB105.
 Hammond, W. R., Y3.
 Hamolsky, M. W., C85 E70, E101, G172, J268, J469.
 Hampton, J. K., Jr., J41, J269, J394, J478, J479.
 Hanahan, D. J., G222, G301, G365, R34, R205.
 Hanbury, E. M., Jr., A137.
 Hancock, T., G111.
 Handler, P., D155, D167, G348, Q13, Q23, Q279, Q412, Q881, Q885, U375.
 Handley, T. H., X163.
 Handye, R. D., Q394, Q475.
 Hane, S., H21.
 Haney, D. F., G201.
 Hanke, M. E., Q91.
 Hankes, L. V., S14.
 Hanna, S. S., X9, X26, X27, X55, X91, X145, X170, Y182.
 Hansard, S. L., G82, G467, J13, J17, K2, K6, K11, K13, K22, K23, K31, K40, K61, K74, AA110, BB98, BB230.
 Hansborough, L. A., J11, J42, J143.
 Hansen, E., N116, R99.
 Hansen, G. E., Z22.
 Hansen, R. G., Q650.
 Hanson, A. O., X184, Y443.
 Hanson, J. B., N13, N102.
 Harary, I., Q313, R33.
 Harbottle, G., V1, X200, Y137.
 Hardin, R. L., T12.
 Hardy, J. D., A42, A55, A110, D18, E49.
 Hardy, W. A., Y198.
 Harkness, D. R., J246.
 Harmer, D. E., V58, X6, X331.
 Harms, W. S., Q620.
 Harold, F. M., G29.
 Harper, E. O., J295, J296, J407.
 Harper, P. V., Jr., B235, G4, G213, P216.
 Harrell, G. T., C83, C84, D121, E2, F64, F78.
 Harrell, G. T., Jr., A3, C26, C121, I21.
 Harrick, N. J., Y201.
 Harrington, H., P50.
 Harrington, N. G., P129.
 Harrington, R. V., J408, K78, U76.
 Harris, A. Z., 019.
 Harris, C., B36.
 Harris, G. M., U165.
 Harris, H. C., M34, M35, N15.
 Harris, J. C., CC9, CC75.
 Harris, J. N., CC223, CC229.
 Harris, J. O., I76.
 Harris, M., R22.
 Harris, R. S., D30, D31, D156, D165, D166, G107.
 Harris, S. C., Q649.
 Harris, S. P., Y174.
 Harris, W. D., A73.
 Harrison, A., L61, CC154.
 Harrison, C., BB70.
 Harrison, H. C., G394.
 Harrison, H. E., G394.
 Harrison, J. W. E., J383.
 Harrison, W. H., Q278, Q345.
 Harrison, W. N., CC141, CC163.
 Harriss, E. B., P258, Q895.
 Harsha, B. R., BB119.
 Harsha, W. N., A34, B207, C222, BB119.
 Harshman, S., Q351.
 Hart, E. J., U81, U133, U146, U154, W35, W32.
 Hart, E. R., BB198.
 Hart, H., Q318.
 Hart, H. E., B8, C385, C390, C394, C395, D26, H91, H92.
 Hart, J. C., X4.
 Hartt, C. E., N113, O52, O53.
 Harting, J., Q27, Q483.
 Harvath, S. M., E139.
 Harvey, J. A., W35, Y88, Y422.
 Harvey, R. A., AA28.
 Harvey, S. C., H55, J193.
 Harvill, E. K., G123.
 Harwood, J. J., CC186.
 Haskin, H. H., G432, G434.
 Haskin, J. F., S18.
 Haskins, D. D125.
 Haskins, J. R., Y66, Y257.
 Hassan, M. U., G65.
 Hassett, C. C., R20, CC190, DD15, DD17.
 Hassid, W. Z., G43, L33, O41, Q26, Q451, R212, S42, BB55.
 Hassinen, J. B., L10.
 Hasterlik, R. J., BB26.
 Hastings, A. B., D88, G97, G241, G367, G369, G455, G469, H36, Q32, Q100, Q195, Q305, Q306, Q427, Q611, Q667, Q668, Q669.
 Hastings, J. M., X136, Y391.
 Hatch, T. F., BB81.
 Hatchett, C. S., B136.
 Haugaard, E. S., G341, Q425, Q545.
 Haugaard, N., G330, Q9, Q422.
 Hauptfuehrer, J. D., C50.
 Hauptmann, H., S40, S86.
 Haurowitz, F., F9, F12, F25, F41, F46, T12, BB158.
 Hausberger, F. X., G162, Q238.
 Hauschildt, J. D., C104, P143, Q136, Q207, Q551.
 Hauser, G., R199.
 Hausinger, A., D160.
 Hausner, E. L., C37.
 Havens, W. P., Jr., C295.
 Havens, W. W., Jr., X204.
 Havill, J. R., Q410, T88.
 Havinga, E., O42, S144.
 Hawkins, N. J., T57.
 Hay, D. C., U30.
 Hayaishi, O., Q494.
 Hayano, M., Q831.
 Hayden, H. S., A17, A27, A30, A45, C130, L127.
 Hayes, F. N., W37, X140.
 Hayes, J. E., Jr., Q27, Q705.
 Hayes, M. A., E190, E191.

- Hayes, P., O22, O23.
 Hayes, R. L., H9, H20, S120, S129, V34.
 Haymond, H. R., V3, V13, V14, V108, X38, X39, X41, X42, X44, X45, X49.
 Hayner, J. H., CC86.
 Haynes, R., Q7, Q8, Q818, R304.
 Haynes, S. K., W123, W134, Y161, Y162, Y169, Y419.
 Hays, P. M., U254.
 Hays, R. A., B51, B216, B222, P82.
 Hayward, B., C57.
 Hayward, E., X88, X290.
 Hayward, J. C., U297.
 Hayward, R. W., W92, W93, Y341, Y348.
 Hazan, S. J., Q126.
 Hazard, J. B., B222, P82.
 Heagy, F. C., Q114.
 Heard, R. D. H., S89.
 Heath, E. C., L152, L195.
 Heath, R. L., W67.
 Hecht, H. H., D66.
 Hechter, O., G45, Q417, Q819, Q821, Q822, Q823, Q825, Q827, Q828, Q829, Q834, R280.
 Heckelsburg, U260.
 Heckrotte, W., X61, X193.
 Heden, C. G., R344.
 Hedge, A. N., C311.
 Heglin, J., P40, P58.
 Hegness, J. R., U47.
 Hegsted, D. M., D100, D125, G13, G73, G206, G339.
 Heidelberger, C., E54, G166, G219, G267, G273, G289, G447, H26, I15, I16, I17, I26, Q69, Q229, Q322, Q435, R155, R156, R173, S61, BB29, BB157.
 Heiks, J. R., T114.
 Heimberg, M., Q773, R254.
 Heimbürger, G., O6.
 Hein, R. E., G320, L76, S130, X62, BB207, DD29, DD39.
 Heinle, R. W., E92, J228, AA80
 Heinrich, M. A., Jr., I42.
 Heinrich, M. R., L130, Q60.
 Heinz, E., Q259, Q647.
 Heips, J. R., T114.
 Heisler, C., P117.
 Heitman, H., Jr., K15.
 Heller, B. I., E23, E38.
 Heller, D. A., H10.
 Heller, J. H., J62.
 Heller, R. B., Y31.
 Hellman, L., C90, C279, C293, C317, D24, D61, D62, D109, D127, D146, Q256, Q359, Q484, Q762, Q785, R70, R95, BB145, BB156, BB186.
 Helwig, H. L., Q361, Q437.
 Hemmendinger, A., X227, X235, Y449.
 Hemmig, P. B., Y318.
 Hempelmann, L. H., P16, P257, P264, P265.
 Hemphill, R. E., C189, E55.
 Henderson, L. M., Q550, Q824.
 Henderson, M., CC159.
 Henderson, R. W., Q550.
 Hendler, R. W., Q220, Q734, Q745, R333.
 Hendley, E. C., S4.
 Hendricks, C. H., B71, B231, C49.
 Hendricks, S. B., M59, M65, N27.
 Henkel, R. L., Y344.
 Henle, W. J., F76.
 Henley, C., P84.
 Hennessy, T. G., C348, E37, G207, J375, AA120.
 Hemy, G. C., B224, B248, P223, P251.
 Henrich, L. R., X193.
 Henry, G., B224.
 Henry, P. S. H., CC128.
 Henry, S. S., F6, Q292.
 Henschke, U. K., B22, B131, B244.
 Henze, H. R., H65.
 Heplar, J. Q., N44.
 Heppel, L. A., Q273, Q349.
 Herber, R. H., U101, U293.
 Herbert, G., Y432.
 Hereford, F. L., X16.
 Herman, G. L., J340.
 Herman, R. C., T33.
 Hernandez, H. H., G2, J106, Q1.
 Herner, R. C., CC195.
 Herranen, A., Q228.
 Hers, H. G., S114.
 Hersey, D. F., R4.
 Hershey, A. D., L64.
 Herve, A., C82.
 Hervey, R. J., M28.
 Herzog, L. F., BB266.
 Heslep, J. M., U259.
 Hesling, J., A137.
 Hess, D. N., S29, S55, U33, U211, U325.
 Hess, W., X66.
 Hevesy, G., P8.
 Hewitt, C., Q623.
 Heyd, J. W., CC98.
 Heydenburg, N. P., X277, Y273, Y356.
 Henenberger, R. F., Y460.
 Heymann, W., F37, G145, G146.
 Heyn, C. B., C398, G352.
 Heyndricks, A., BB72.
 Hiatt, C. W., D4.
 Hibdon, C. T., Y174.
 Hickey, F. C., B182, E78, G248, H31, J260, W28, W62, BB245.
 Hickman, G. D., Y176, Y227.
 Hicks, D. A., X120.
 Hidalgo, J., A88, B48, B111, B145, N55, W131, BB200, BB255, BB256.
 Hiebert, H. L., B139, AA7, AA122, BB231.
 Hiebert, R. D., W26.
 Hift, H., Q258.
 Higgins, C. E., S48.
 Higgins, T. F., D143.
 Hightower, B. M., G472, G473, G475, G484.
 Hightower, N. C., Jr., E1.
 Hiken, L., B12.
 Hile, J. L., CC116.
 Hill, M. R., Jr., BB23.
 Hill, R., B176, E29, G16, J239, Q201, Q282, BB246.
 Hill, R. F., W55.
 Hill, R. D., X263, Y72, Y78, Y188, Y189, Y255, Y293, Y350, Y359, Y426.
 Hill, R. F., W55.
 Hill, R. J., Q202.
 Hill, W. L., M42, T112.
 Hillger, R. E., Z4.
 Hilliard, G. W., P187.
 Hillyard, N., R61.
 Hilmoe, R. J., Q273, Q349.
 Hilse, R. M., DD22, DD43.
 Hilton, M. A., Q292, T80.
 Himmel, L., CC170.
 Hindin, S. G., U19, U44.
 Hine, C. H., G385.
 Hine, F., BB268.
 Hine, G. J., C401, C403, W55, W142, W143, W152, X31, X112, X304.
 Hine, J., U104, U182, U183.
 Hines, E., CC90.
 Hines, H. M., J89.
 Hinkelman, B. T., Q127, Q454.
 Hinman, F., Jr., B130.
 Hinman, G., Y398, Y400, Y401.
 Hinshaw, R. A., X213.
 Hinsvark, O. N., N3, N31.
 Hirlbert, R. B., Q493.
 Hirs, C. H. W., Q769.
 Hirsch, E. A., C369.
 Hirsch, G. M., I24.
 Hirsch, H. E., O21.
 Hirsch, P. F., Q722, Q732.
 Hiskey, C. F., U52.
 Hitch, J. W., W68, AA65.
 Hitchcock, C. R., G62.
 Hitchcock, W. J., X183.
 Hitchings, G. H., L47, L82, L132, L133, Q94, Q300.

- Hjertquist, S. O., J440.
 Hlad, C. J., Jr., C173, C340, D47, E48, BB268.
 Hlavacek, G. R., G4, G213.
 Hoagland, H., G359.
 Hoan, W., S141.
 Hobbs, C. S., J13, K6, K31.
 Hobbs, L. M., V55.
 Hobbs, T. G., B115.
 Hoberman, H. D., G427, Q832.
 Hochanadel, C. J., U49, V6.
 Hock, C. W., BB252.
 Hockenhull, D. J. D., R279.
 Hocker, A. F., B220.
 Hodge, E. B., R73.
 Hodge, H. C., G27, G231, G310, I55.
 Hodgens, E., C270.
 Hoecker, F. E., B139, W112, AA7, AA122, BB231.
 Hoepflich, P. D., C46.
 Hoerger, E., Q862.
 Hoff, R. W., Y177, Y424.
 Hoffman, C. W., BB14.
 Hoffman, D. C., V15.
 Hoffman, H., E148, G185.
 Hoffman, J. E., W123.
 Hoffman, J. G., P257, P265.
 Hoffman, M. C., S50.
 Hoffman, P. F., L173.
 Hoffman, R. A., I4, DD18, DD19, DD31.
 Hofstadter, R., X306, X307.
 Hogan, G. L., O37, O57.
 Hogben, C. A. M., G211, J111, J288, J326.
 Hoge, H. J., T13, T101.
 Hogness, D. S., G277.
 Hogness, J. R., C192, G84, G478, I32, J25, J55, J93, J281, Q569, Q646, U47.
 Hogstrom, G., L213, Q874.
 Hokin, L. E., R225.
 Hokin, M. R., R225.
 Holden, F. R., X359.
 Holden, J. T., Q679.
 Holden, W. D., C223, C225, C259, D3, G111.
 Hollaender, A., P127.
 Holland, W. C., G387.
 Hollander, J. M., Y343.
 Holley, R. W., N47.
 Holloway, B. W., Q321.
 Holloway, R. J., Q850, Q853.
 Holly, L. E., A31.
 Holm, D. M., Y454.
 Holm, V. C. F., U260, U277.
 Holmes, A. V., B148.
 Holmes, J. H., D47.
 Holmes, J. R., Y157.
 Holmes, S. G., P128.
 Holmes, W. L., A79, R255.
 Holmgren, H., J240, Y145.
 Holmgren, H. D., X69, X81.
 Holt, H. J., BB172.
 Holt, M. W., P119, P167, BB10, BB44, BB64, BB75, BB88.
 Holt, N. B., S116, S133, S136.
 Holter, H., BB35.
 Holtgrave, D. E., BB281.
 Holtzman, R. B., Y209.
 Homburger, F., B220.
 Homma, J. Y., E74.
 Hong, V., CC154.
 Honour, A. J., C66, C79, C178, D23.
 Hood, S. L., G247, G335, M34, R301, BB36, BB244.
 Hood, W. L., CC98.
 Hopkins, D. E., DD10, DD34.
 Hopkins, J. G., J283.
 Hopper, J., Jr., C16, C344.
 Hoppes, D. D., W92, W93, Y341.
 Horecker, B. L., Q178, Q187, Q284, Q285, Q314, Q343, Q782, R190.
 Horn, R. C., Jr., B14.
 Hornbeck, G. A., T33.
 Horner, W. H., J243.
 Hornig, D. F., U122.
 Hornig, J. F., T78, V65.
 Horning, M. G., Q148, Q190, R333.
 Horonjeff, R., CC64, CC213.
 Horowitz, A., B215.
 Horowitz, H. H., R103, R141, R204.
 Horowitz, M. G., Q183.
 Horowitz, R. M., H22.
 Horrigan, D. L., C171.
 Horrigan, R. V., P149, CC121.
 Horrocks, D. L., Y138.
 Horvath, S. M., J123, J391.
 Horwitz, A., B215.
 Horwitz, L., N43.
 Hoshiko, T., J357.
 Hoskin, F. C. G., BB297.
 Hosoya, S., E74.
 Hosticka, H. E., N106, X337, CC214.
 Hotta, S., G30, Q282, R94, S13.
 Hotz, H. P., Y294.
 House, R. A., Y290.
 Housewright, R. D., R262.
 Howard, R. B., C88.
 Howard, R. R., C208.
 Hower, J., W36.
 Howland, J. J., Jr., Y170.
 Howland, J. W., B137, B246, B286, C371.
 Howland, P. R., X111.
 Howton, D. R., Q308, S106.
 Hoyt, H. C., X199, Y116, Y354.
 Hrostowski, H. J., T124.
 Hsia, R. S., Q775.
 Hsu, B., G223, G295, G442.
 Hsu, P. T., Q498, R180.
 Hu, F. N., P128.
 Huang, R. L., Q328.
 Hubay, C. A., C241, C327, D3, G111, BB216.
 Huble, J., G183.
 Huddleston, C. M., Y127.
 Huddleston, B., G438.
 Hudgens, J. E., V63, V105.
 Hudgens, J. E., Jr., T2, T17, V79.
 Hudis, J., U111.
 Hudson, A. M., X83, Y450.
 Hudson, G. W., G451, Q4.
 Hudson, P. B., Q208, AA145.
 Hudson, R. P., Y329.
 Hudspeth, E. L., Y356, Y375, Y376, Y385.
 Huff, A. L., C118.
 Huff, E., Q507.
 Huff, J. W., L16.
 Huff, P. B., J148.
 Huff, R. L., B79, C93, C135, C247, C306, D12, E37, E108, E131, E146, E147, E179, G207, J298, J332, J352, J375, P64, P121, P231, AA149, BB257, BB260.
 Huffman, C. F., K19.
 Huffman, E. H., U8, U10.
 Huffman, E. D., S118.
 Hugher, D. J., Y378.
 Hughes, A. L., X324.
 Hughes, A. M., V29.
 Hughes, C. R., AA136.
 Hughes, D. M., S54.
 Hughes, F. J., Y232, Y299, Y325.
 Hughes, H. E., W6.
 Hughes, H. K., BB191.
 Hughes, M. E., B221.
 Hughes, W. F., Jr., P11.
 Hulbert, W. C., AA160.
 Hulburt, H. M., U195.
 Hull, D. E., CC95, CC122, CC131, CC139, CC160, CC202.
 Hull, W., G117.
 Hum, R. F., H37.
 Hume, D. M., J34.
 Humm, F. D., F46.
 Hummel, J. P., S57, S78, S99.
 Hummel, V., Y178, Y347.
 Hummon, I. F., B132, C40, P132.
 Humphrey, W., Jr., X353.
 Humphreys, T. E., N84, Q319.
 Humphries, M. L., S110.
 Hungate, F. P., L113, P182.
 Hunt, E. L., G204, J148, J342, BB100.
 Hunt, H. B., B20, B136, B143, E84.
 Hunt, J. P., U72.
 Hunter, C. B., D135.

Hunter, D. C., Jr., B13.
 Hunter, G. D., R26.
 Hunter, S. W., A11.
 Hurlburt, R. B., G17, G18, G19,
 G166, G410, Q323, Q324.
 Hurd, C. D., U37, U38.
 Hurley, J. P., X265, Y386.
 Hurley, P. D., J337.
 Hursh, J. B., H33, I8.
 Hurst, G. S., X103, X104.
 Hurst, W. W., E88, E107.
 Huseby, R. A., J327, J432, Q474,
 P61.
 Hussey, A. S., U247.
 Huston, J. L., S101, T75, U2, U101,
 U102, U180, U292.
 Hutchens, T. T., G210, G416, G417,
 G491, Q109, Q110, Q262, Q652.
 Hutchins, H. H., BB113.
 Hutchinson, D. L., C52, C235,
 C303, D105, BB155.
 Hutchinson, D. R., X219.
 Hutchinson, F., Q92.
 Hutchinson, L. A. C301.
 Hutchinson, R. H., AA140.
 Hutchison, D. A., U81.
 Hutson, W. F., B122.
 Hutton, C. E., M60.
 Hutton, G. L., AA37.
 Huus, T., X108, Y384.
 Hyde, G. E., U122.
 Hyde, G. M., C18, C22, C25, C244,
 C366, D7, E11, E96, E122, E123,
 E160.
 Hyde, P. M., D128, G224, J110,
 Q2, Q462, Q464, Q665, Q739.
 Hyman, C., J135, J261.
 Hyman, G. A., C254, C313, C349.

I

Iacono, J. M., G279.
 Iddings, G. M., U10.
 Ilavsky, J., P149.
 Imagi, S., G196.
 Imanaga, H. G396.
 Imig, C. J., J89.
 Inamine, E., L134, R337.
 Incefy, G., D65, D115, G160.
 Indovina, I., G441, I3.
 Ingbar, S. H., B42, C45, C46, C300,
 C345, J63, J215.
 Inghram, M. G., BB305.
 Ingle, D. J., G88, Q728.
 Inglis, D. R., X26, X244.
 Ingols, R. S., P43.
 Ingraham, J. L. Q107.
 Ingraham, J. S., F4, F13, S98.
 Ingraham, S. C., AA47.
 Ingraham, S. C., II, AA54.
 Inkley, S. R., E21.
 Intoccia, A., G200.

Ireland, C., B172.
 Irsa, A. P., T20, U186.
 Irsa, P., U207, U223, U226.
 Irvin, J. W., X203.
 Irvine, J. W., Jr., AA63.
 Isaacs, A. M., A68
 Isaacs, P. J., P7, CC8.
 Isaeff, E., Q651.
 Isard, H. J., B247
 Isbell, H. S., R108, R331, S39, S85,
 S116, S133, S136, T18, W58,
 W88.
 Isenhower, J. A., J275, BB99.
 Isikow, A. M., S63.
 Israel, H. I., Y241.
 Itantani, M. K., F69, J87.
 Itoiz, J., A50.
 Ittner, W. B., III, B144, W126,
 W128.
 Iversen, K., D86.
 Ivy, A. C., P44.
 Iwersen, E., X252.
 Izant, R., C241.

J

Jablonski, J. R., Q198.
 Jackson, A. H., C373, H74.
 Jackson, G. L., A52.
 Jackson, J. T., G411, K45, K46,
 K55, K92.
 Jackson, M. A., B108, P114, P125.
 Jackson, P. C., N77.
 Jackson, S. M., V89.
 Jackson, W. M., V45, V82, V86,
 V87.
 Jacob, W. C., M69.
 Jacobs, H. I., BB217.
 Jacobs, H. S., M50, S109.
 Jacobs, M. E., W95.
 Jacobson, A. S., C273, C323.
 Jacobson, D. R., K98.
 Jacobson, L., N60.
 Jacobson, L. O., A8, A141, C12,
 C13, P64, P218.
 Jacobson, N. L., K17, K73.
 Jacobson, W. E., D33.
 Jacox, R. F., D108.
 Jaffe, B., A114, B142, B219, J262.
 Jaffe, H. L., B31, B134, B230,
 B245, B252, B265, B266.
 Jaffey, A. H., Y136.
 James, A. G., B22, B99, B131,
 B196, B244.
 James, A. H., D8, D10, J105.
 Jamieson, J. R., S89.
 Jamison, R. M., J45.
 Janes, R. G., G53.
 Janeway, C. A., F23, J444, J473.
 Jang, R., N32, Q243.
 Jansen, E. F., Q243.
 Japha, E. M., B195.

Jaques, W. E., B62.
 Jarabak, J. R., BB91.
 Jarrett, S. R., A41.
 Jarietski, A., III, B47.
 Jarvis, G. A., X227.
 Jastram, P. S., X256, X257, X265,
 Y342, Y366, Y386.
 Jauch, J. M., X250.
 Jaumot, F. E., Jr., CC42, CC51,
 CC61, CC109, CC168.
 Javan, A., Y281.
 Javid, M., B94, B234.
 Jawley, P., J255.
 Jaworski, E. C., N50.
 Jayko, M. E., G293.
 Jeanes, J. K., S27, S107.
 Jedeikin, L., Q234, Q426.
 Jee, W. S. S., G474, G482, G499,
 G506, BB84, BB159, BB165,
 BB181, BB184, BB220, BB237.
 Jeener, R., Q378.
 Jefferies, W. M., A128, C310, D90.
 Jefferson, S., CC189.
 Jefferson, W. C., F70.
 Jefferson, W. E., L116, Q181, R208.
 Jeffries, B. R., A135, C110, G167,
 P45, P60.
 Jeffries, C. D., V18, Y192, Y197,
 Y280, Y315.
 Jeffries, Q. R., Z40, Z44.
 Jehl, J. A., C362.
 Jenkins, D. W., CC190, DD4,
 DD17.
 Jenkins, F. A., Y332, Y438.
 Jenkins, W. A., U112.
 Jenks, G. H., Y220.
 Jennings, B., X246.
 Jennings, E., BB101.
 Jennings, R. B., BB86.
 Jensen, D., H80, I48.
 Jensen, E. F., Q243
 Jensen, E. N., Y20, Y24, Y70,
 Y111, Y232, Y299, Y305, Y312,
 Y325, Y338.
 Jensen, H., J67, J268, J447, J470,
 P186.
 Jensen, J. A. I23, S75, S92, S113,
 S139, DD28.
 Jensen, J. M., J161.
 Jensen, M. L., X348.
 Jensen, P. K., BB35.
 Jensen, W. N., Q491.
 Jentschke, W., X72, X263, X322,
 X339, X340, Y377, Y414.
 Jentzer, A., J218.
 Jepson, R. P., J223.
 Jeter, M. A., K84.
 Jodrey, L. H., G390, G391.
 Jofter, D. I., P253.
 Johansson, R., L214.
 John, E. R., D76.

- John, G., Y128, Y346.
 Johns, D. H., T87.
 Johnson, A. E., P184.
 Johnson, B. B., R172.
 Johnson, B. C., G279, G280, G298,
 G458, G470, G497, G498, J229,
 Q684, R335, BB210.
 Johnson, C. H., Y291, Y319, Y320,
 Y357, Y361.
 Johnson, E. R., U324.
 Johnson, G. C., J383.
 Johnson, H. R., T60.
 Johnson, H. W., G135, V8.
 Johnson, J., E170.
 Johnson, J. A., G397, H56, H64,
 J154, J187.
 Johnson, J. B., B172.
 Johnson, J. R., CC46.
 Johnson, K. D., BB237.
 Johnson, K. E., BB84.
 Johnson, L. V., J359.
 Johnson, M. J., L74, L80, L90,
 Q280, Q477.
 Johnson, M. K., D108.
 Johnson, O., C37.
 Johnson, P. C., C219, C262, C263,
 D19.
 Johnson, R., H70.
 Johnson, R. D., CC43.
 Johnson, R. E., T134, T136, U2,
 U180.
 Johnson, R. J., J374.
 Johnson, R. L., AA26.
 Johnson, R. M., G96, G214, G322,
 G433, J221, Q31, Q116, Q487,
 R164.
 Johnson, R. R., N22, N107.
 Johnson, W. T. M., U303.
 Johnston, H. L., T11, T26, T48.
 Johnston, J., N95.
 Johnston, J. R., M28.
 Johnston, M. E., D98, E14, E63,
 E155.
 Johnston, P. M., J346, BB77,
 BB192.
 Johnston, R. B., R128.
 Johnston, W. B., BB19.
 Johnston, W. H., U74, U84, CC164.
 Joiner, E. E., C334, E96.
 Joistad, A. H., Jr., A31.
 Joklik, W. K., Q593.
 Joliot, M., W141, W146.
 Jonas, H., J101, M6, Q98, Q211,
 Q326, Q711.
 Jones, A. M., A135.
 Jones, A. R., S56, S83, U211, W33.
 Jones, A. V., T83.
 Jones, B. L., Y461.
 Jones, C. K., G180.
 Jones, D. C., G278.
 Jones, E. A., T157.
 Jones, E. G., J181.
 Jones, E. W., CC13.
 Jones, H. B., E120, E126, E136,
 E159, E160, G103, J439, P17,
 P118, R152.
 Jones, J., D79.
 Jones, J. H., J367.
 Jones, J. R., C257, C298.
 Jones, K. W., X90, X292.
 Jones, L. H., T34, T41.
 Jones, L. V., T114.
 Jones, M., Q453, R201, R218.
 Jones, R. E., BB32, CC92.
 Jones, S. E., J191.
 Jones, S. S., AA18.
 Jones, V. V., N27, N83.
 Jones, W. M., W30.
 Jonte, J. H., U249.
 Jordan, D. C., P241.
 Jordan, D. L., P163, Q586.
 Jordan, G., H12.
 Jordan, J., M32, S109.
 Jordan, J. V., M46, M49, M50,
 M70.
 Jordan, K. C., X268.
 Jordan, W. C., Y236.
 Jorgenson, E. C., S53.
 Joselow, M. M., Q606, U31.
 Josendal, V. A., CC74.
 Joseph, L., G284, G304.
 Josien, M. L., T157, T159.
 Judson, C. M., U181, V41.
 Julian, L. M., K29, K48.
 Juni, E., Q291.
 Jura, G., T39.
 Juve, A. E., U30, CC181.
 Juve, R. L., M46.
- K**
- Kaae, S., B188.
 Kabat, E. A., Q359.
 Kadomtzeff, I., BB296.
 Kahler, H., BB147.
 Kahn, B., W135, Y54, Y55.
 Kahn, J. B., C320, J102, J394, P95.
 Kahn, J. B., Jr., J479, P140.
 Kahn, M., U65, U108, U205, V32,
 BB34.
 Kahn, R. L., P51.
 Kahn, S. G., R335.
 Kai, S., Y150.
 Kalil, F., X240.
 Kalinsky, J. L., S108, S131, CC10.
 Kalnitsky, G., Q149, Q150, Q154,
 Q530, Q487.
 Kalser, S. C., G134.
 Kalstein, M. I., X133.
 Kaltenbach, J. P., Q149, Q150.
 Kamen, M. D., L64, L65, L100,
 L101, L102, L174, L197, L198,
 L199, Q535, Q625, R134, AA87,
 AA159.
 Kamin, H., Q412, Q881, Q885.
 Kamins, M. M., BB91.
 Kammer, H., B121, B241, B271,
 B275.
 Kamp, R. E., CC9.
 Kan, B., P173, P209, P240.
 Kane, W. R., X223.
 Kaneda, B., L138.
 Kannerstein, M., BB93.
 Kant, A., U374.
 Kaplan, B. M., BB236.
 Kaplan, E., C20, BB107, BB236,
 BB249.
 Kaplan, E. H., E4, G256.
 Kaplan, G., B82.
 Kaplan, L., U86, V10, V59, V74.
 Kaplan, N. O., Q244, Q368.
 Kapp, L. C., M28.
 Kappas, A., C406.
 Karabinos, J. V., R331, S133, W58,
 W88.
 Kardos, L. T., M61.
 Karel, M., P173, P209, P240.
 Karioris, F. G., B283, C213.
 Kark, R. M., C113, D39.
 Karlsson, J. L., L46.
 Karnofsky, D. A., H16, H77.
 Karnovsky, M. L., G159, Q304,
 Q306, Q617, Q669, R199, S58.
 Kash, S. W., X155.
 Kass, I., L107.
 Katcoff, S., Y391.
 Katsura, T., E74.
 Katz, B., C279, G438.
 Katz, J., G35, L5, L40, P138, Q85,
 Q201.
 Katz, R., W138, Y303, Y441.
 Katzenellenbogen, E. R., D123.
 Katzenstein, H. S., W18.
 Katzman, R., J19, J52.
 Katznelson, H., L73, Q193.
 Kauder, L. N., U75.
 Kaufman, D. F., CC117.
 Kaufman, J. J., BB189.
 Kaufman, S., Q151, C201, Q277,
 R32.
 Kaufman, W. J., AA146.
 Kaufmann, S. G., X95.
 Kaunitz, P. E., B261.
 Kawaguchi, S., O21, O22, O58.
 Kawin, B., G281.
 Kay, L. D., O19.
 Kaylor, C. T., H28, I5.
 Kazdan, P., A121.
 Keane, K. W., B122, G443.
 Kearns, J. E., B122.
 Keating, F. R., Jr., A99, C80, C129,
 C131, C161, C162, G131, G349.
 Keating, R. P., A154, P33.

- Keck, J., X186.
 Keegan, P., C4.
 Keenan, T. K., U18.
 Keener, H. A., K70, K78.
 Kehres, P. W., T135.
 Keighley, G., Q635, Q636, R170
 Keim, C. P., Z12, AA15, AA75,
 AA92, AA93, AA125.
 Keister, G. L., Y36, Y274.
 Keitel, H. G., A144.
 Kellem, D. B., T31.
 Keller, E. B., G423, Q376, Q392,
 Q527.
 Keller, F. L., T42.
 Keller, H. B., Y125, Y229, Y387.
 Keller, K. K., X124.
 Kelley, B., Q579, Q581.
 Kelley, G. G., Y73.
 Kelley, J. P., W12.
 Kelley, V. C., C123.
 Kelley, W. D., CC167.
 Kellogg, W. L., K46.
 Kells, M. C., X57.
 Kelly, E. K., J248.
 Kelly, F. B., Jr., Q330.
 Kelly, F. J., D130, E86, E102,
 BB71.
 Kelly, H. B., J222.
 Kelly, L., P47, P73.
 Kelly, L. S., E136, E177, G103,
 G104, P68, P118, R152.
 Kelly, L. W., Jr., D90.
 Kelly, S., N61, N124.
 Kelly, W. H., Y122.
 Kelsey, F. E., C193, E167, G141,
 G513, I42, R8, R43, R44, R58,
 AA25, AA42.
 Kelsey, M. P., C162.
 Kemp, K. C., U159.
 Kemp, N. E., Q633.
 Kempe, L. L., CC161.
 Kendall, F. E., G221, R202.
 Kennedy, E. P., Q215, Q236, Q334,
 Q338, Q430, R82, R266, R268,
 R269.
 Kennedy, J., G89, J415, R109.
 Kennedy, J. W., L64, U20, U298,
 U344, U346.
 Kennedy, M. H., Q610.
 Kennedy, R. J., A121, X28, X58,
 X178.
 Kenney, J., Y42.
 Kent, E. M., B124, B125.
 Kent, J. W., CC131, CC139.
 Kereiakes, J., W139.
 Kerekes, E., E16.
 Kerman, H. D., B34, B68, B69,
 B76, C41, X234.
 Kerr, E. C., T11, T61.
 Kerr, F., C290.
 Kerr, H. D., B164, B178.
 Kerr, R. J., W123, W134.
 Kerr, S. E., R64, R296.
 Kerr, W., BB134, BB175, BB280.
 Kerridge, M., CC88.
 Kerwin, J. F., S2.
 Keshishian, B., Y373, Y447.
 Kessler, K. G., Y199, Y397, Y448.
 Keston, A. S., E80, J162, J244.
 Kettle, B. H., Y17, Y115, Y129.
 Kety, S. S., C292, D11, D58, D81,
 BB197.
 Key, J. A., J58.
 Keyser, G. M., Y268.
 Khan, M. M., J143, Q266, Q504.
 Khilnani, M., B200.
 Khym, J. X., R233.
 Kidd, E. C., C382, W104.
 Kidder, G. W., L130, Q60.
 Kiefer, M., G142.
 Kiehn, C. L., A112, C201, C360,
 J252.
 Kierstead, H. A., X99.
 Kiessling, K. H., Q859.
 Killion, L., Y336.
 Kilpatrick, J. W., DD27.
 Kilpatrick, M. L., U103.
 Kimball, A. W., J207, P245.
 Kimball, A. W., Jr., P123.
 Kimball, C., Y202.
 Kimball, R. F., P115.
 Kimmel, C., CC175.
 Kimura, K., E74.
 Kinch, D. M., M20.
 Kinderman, E. M., Y139.
 Kinersly, T., BB123.
 King, C. G., G22, G239, G288, H58,
 Q72, Q502, Q763, R103, R141,
 R204, R336, S122, U246.
 King, D. P., B199.
 King, E. R., B158, B198, B215,
 B273, C144, E9, E46, G59, H30,
 H46, H62, H71, BB143.
 King, J. S., Y9.
 King, K. W., Q481.
 King, R. C., P14, P100, P133, P178,
 DD11, DD12.
 King, T. E., Q317.
 Kingsland, N., G495.
 Kingston, J. D., Y267.
 Kingston, R., Q203, Q610.
 Kink, R. W., Y298.
 Kinney, J. M., R115, R203.
 Kinney, T. D., D125.
 Kinnory, D., Q255.
 Kinoshita, R., J318.
 Kinsell, L., C333, C358.
 Kinsell, L. W., J254.
 Kip, A. F., Y85.
 Kirby, H. W., V78, Y135.
 Kirk, M. R., G274, K42, V2, V29,
 BB73.
 Kirk, P. L., Q363.
 Kirkham, D., BB154, CC212.
 Kirkland, R. H., B63.
 Kirkwood, S., R281.
 Kirn, F. S., X28, X178.
 Kirschner, L., E29, G127, J90.
 Kirshenbaum, A. D., T46, T116,
 T117, BB14, CC19, CC35,
 CC36, CC38, CC48, CC63,
 CC110, CC177, CC203.
 Kisielecki, W. E., G78, I24, P162,
 BB39.
 Kisliuk, R. L., R116, R237.
 Kistiakowsky, G. B., Y284.
 Kistiakowsky, V., Y444.
 Kit, S., C351, G75, G419, G519,
 Q478, Q479, Q496, Q522, Q547,
 Q589, Q590, Q632, R161.
 Kittel, C., Y85.
 Kittinger, G. W., Q183, R183.
 Kittle, C. F., G59, H71.
 Kiyasu, J. Y., D113, G28, G328,
 G450.
 Kizer, E. O., Y459.
 Klassen, K. P., BB167.
 Kleiber, M., K3, K9, K10, K15,
 K25, K32, K33, K38, K41, K43,
 K44, K52, K58, K64, K67, K69,
 K72, K77, K79, K82, K90, K91,
 K99, Q44.
 Klein, D. J., X199.
 Klein, E., L215.
 Klein, G., AA146.
 Klein, H., C170, E168.
 Klein, H. P., L70, L171, L177, L194,
 Q380, Q751, R224.
 Klein, J. A., T58.
 Klein, J. R., H73.
 Klein, P. D., Q31, Q487.
 Klein, R., U129, U158.
 Klema, E. D., X107, Y345, Y379,
 Y380, Y381.
 Klement, A. W., Jr., W60, BB250.
 Klemperer, W., T119.
 Klenow, H., Q187, Q284, Q406.
 Klioze, O., R140.
 Klitgaard, H. M., G202, G309,
 G459, J14.
 Kloeppe, R. M., X11.
 Klopp, C. T., B215.
 Klotz, I. M., R140.
 Klotz, R. J., Y373, Y447.
 Knapp, D. W., E139.
 Knauss, H. J., N1, N25, P220,
 P228.
 Knight, A. H., CC173.
 Knight, R., M32.
 Knight, S. G., L18, L71.
 Kniseley, R. M., B16, B38, B69,
 B78, B89, B120, B166, C301,
 E27, P235, AA39, BB7.

- Knoll, J. E., J325, Q257, R70, R145, S16, U266, U295, W117, BB49, BB118, BB258.
- Knookvizen, M. M., C320.
- Knorpp, C. T., C257, C298, C307, E60.
- Knowlton, K., Q33.
- Knudsen, A. W., X307.
- Kobayashi, Y., Q154, Q419, Q530, Q826, Q847.
- Koch, A. L., Q35, Q36, Q364, Q367.
- Koch, H. J., Jr., P53.
- Koch, H. W., X228.
- Kochakian, C. D., G522.
- Koch-Weser, D., L63, L91, L224.
- Koehler, J. S., X222.
- Koehler, W. C., X164, X272, Y40, Y278.
- Koeller, R. C., Z47, Z48, Z51.
- Koeppe, R. E., Q202, Q817.
- Koester, L. J., X95.
- Koffler, H., L88, L152, L163, L178, L179, L182, L187, L195, L204, Q797.
- Kogl, F., Q890, Q891, S145, CC228, CC230.
- Kohl, J., CC85, CC144.
- Kohler, G. D., R147.
- Kohler, R. D., B221.
- Kohli, J. D., H15.
- Kohman, T. P., Y219.
- Kolb, E. D., CC50.
- Koler, R. D., B221.
- Koletsy, S., C246, F14, P12, P34, P126.
- Kolff, W. J., J368.
- Kolinsky, M., G438.
- Kolsky, H. G., Y61, Y202.
- Kolthoff, I. M., U23.
- Koneff, A. A., P121.
- Konneker, W. R., X324, Y366.
- Konnerth, A., J149.
- Konopinski, E. J., Y98.
- Koon, M. A., Q412, Q881, Q885.
- Koontz, R., D108.
- Konzak, C. F., N118.
- Koppelman, R., Q91.
- Korey, S. R., Q3, R33.
- Korff, S. A., W18.
- Korkes, S., R32.
- Kornberg, A., Q58, Q145, Q213, Q594, Q595, Q596, Q597, Q598, Q599, Q600, R120, R122, R124.
- Kornberg, H. A. J186, J370.
- Kornberg, S. R., Q213.
- Korngold, L., E143, F29, F35, F36, F37, F53, F65, F80, F81, F83, F89, F91.
- Kortschak, H. P., O53.
- Kory, R. C., B117, C268, J264.
- Korzenovsky, M., Q413.
- Koshland, D. E., Jr., Q61, Q81, Q159, Q267, Q281.
- Koshland, M. E., F31.
- Koski, W. S., T25, T57, U109, U370, X252, X318, Y193, BB189.
- Koster, B., A7.
- Kowald, J., BB53.
- Kozloff, L. M., L14, Q33, Q34.
- Krabacher, E. J., CC123, CC134.
- Krahl, M. E., J129, R148.
- Kraintz, F. W., J84, J331, J378.
- Kraintz, L., G127, H39, J46, J80, J90, Q210.
- Krakusin, J. S., BB86.
- Krall, A. R., O43.
- Kramer, P. J., N28, N57.
- Krampitz, L. O., L3, L4, L68, L69, L149, Q169.
- Krasna, A. I., C302, L186, Q214, Q271, R292.
- Kratz, P. M., X266, X336.
- Kraus, A. A., Jr., X110.
- Kraus, E. J., N126.
- Kraus, K. A., U9.
- Krause, H. W., W78.
- Kraushaar, J. J., X73, X274.
- Krebs, A., W139.
- Kregans, J. R., A154.
- Kreger, W. E., X111, Y456, Y458.
- Kreiter, V. P., U309.
- Kremen, A. J., G62.
- Kretschmer, A. E., N14, N36.
- Krevans, J. R., C107.
- Krieger, H., C223, C225, C236, C259, C286, C327, D3, E58, G111, BB216.
- Krieger, H. L., AA153.
- Krieger, J., CC115.
- Krieger, K. A., U135, U303.
- Krimsky, I., Q194, Q340.
- Krippachne, M. L., BB171.
- Krishman, P. S., H73.
- Kriss, J. P., A162, B280, B281, B288, C408, E196, J454.
- Kristjanson, A. M., M72.
- Kritchevsky, D., E160, G274, G302, J176, K16, K42, Q571, R27, R221, V2, BB30, BB73.
- Kritchevsky, T. H., D123, D146, D149, Q762, Q857.
- Krohmer, J., A84, C284.
- Krohmer, J. S., A19, A20, A130, B33, B45, B91, BB129, BB170, BB243.
- Krohn, V. E., Y352, Y374, Y415.
- Kroll, G., C113, D39.
- Krone, R. W., W45, X114, X115.
- Krotkov, G., G437, BB297.
- Krueckel, B., P73, U164.
- Krueckel, B. J., E149, H29, K16.
- Kruger, P., V75.
- Kruger, P. G., X247, X322, X340, Y377.
- Kruger, S., C20, C78, C341.
- Kruh, J., C381, C399, D152, D153, E187, G21, J429, Q838, Q839, Q840, Q841, BB271, BB274, BB275.
- Krumholz, L. A., P139.
- Krupp, M. A., E30, E146.
- Kruse, H. W., Y373, Y447.
- Kruse, U. E., Y82, Y218.
- Kuamme, E., BB186.
- Kuchinskas, E. J., Q257, U295.
- Kuenne, D. J., U27.
- Kuga, M., G196, G197.
- Kuh, E., H23.
- Kuhl, W. J., Jr., C7.
- Kuhn, U. S. G., III, G250, P236, P246.
- Kuiken, K. A., Q251.
- Kukral, J., C141.
- Kulp, J. L., C90, C293, Y457.
- Kulwich, R., G86, G411, K13, K35.
- Kumar, S., K95, K97, K98, K100.
- Kumin, S., R191.
- Kummer, J. T., U22, U78, U138, U221, U280.
- Kundu, D. N., X177, Y3, Y35, Y252, Y290.
- Kung, H. C., Q502.
- Kunkel, H. G., E61, Q348.
- Kunkel, R., M70.
- Kuntz, W. E., N89, N96, N99, N100, N112, Y265, Y369, Y394.
- Kuper, A., CC169.
- Kuper, J. B. H., W87, W109.
- Kupke, D. W., H34.
- Kurahashi, K., Q269, Q270, Q366, Q405, U126.
- Kurbatov, J. D., U92, X345, Y66, Y69, Y75, Y120, Y128, Y205, Y238, Y244, Y257, Y334, Y335, Y346, Y351.
- Kurbatov, M. H., U92, U326, U361, V54, V80, V83, W85, W86.
- Kurita, I., G396.
- Kurland, G. S., B29, B41, B175, B262, B263, C64, C75, C85, C98, D67, D103, E68, E70, E101.
- Kushinsky, S., BB273.
- Kurtz, A. D., CC39.
- Kurtz, L. T., L210.
- Kusch, P., Y276.
- Kutz, E. R., B124.
- Kuyper, A. C., Q168.
- Kvamme, E., BB186.
- Kyker, G. C., E5, H32, AA185.

L

- Labaw, L. W., L67, L175, L176.
 Labes, M. M., U309.
 Labbe, R. F., L87, L128.
 Laberrigue-Frolow, J., Y364.
 Laby, M. R., Q135.
 Lachiver, F., J422.
 Lack, L., R97.
 Lacy, W. J., W135, AA82, AA151, AA154.
 Laden, E. L., E140, E184.
 LaFaye, J. M., G228.
 Lafferty, A. W., X74.
 Lagemann, R. T., Z14, Z33.
 Lagerborg, D., Q82.
 Lahey, M. E., G370, G371, J385, K47.
 Lahr, T. H., H69.
 Lahr, T. N., BB248.
 Laidler, K. J., U143, U144, U145, U296, U313.
 Laing, K. M., AA135, BB32, CC92, CC174.
 Lajtha, L. G., Q631, Q794, Q800, BB57, BB148, BB174.
 Lakshmanan, S., K95, L97, K98, K100.
 Lambert, J. M., CC72.
 Lamberton, I. F., P258, Q895.
 Lambiotte-Escoffier, C., D110.
 Lambooy, J. P., Q466, Q469.
 Lamm, O., W149, CC216, CC222.
 Lampe, H. W., T24.
 Lampen, J. O., L63, L75, L106, Q174.
 Lampson, G. P., S28.
 Lamson, B. G., J6, J30.
 Lance, M., Q569.
 Landau, B. R., Q306, Q669.
 Landdau, W. M., BB197.
 Landefeld, M. O., G527, R271.
 Landing, B. H., P6.
 Landon, E. J., G129.
 Landon, H. H., X208, Y277.
 Landshurz, C., Q849.
 Lane, G. A., U80.
 Lane, G. W., Jr., DD36.
 Lane, J. J., P67, P227, P229, Q796.
 Lang, C. A., C55, G158, J177, Q93.
 Lang, D. A., P173, P240.
 Lang, F. R., E99.
 Lang, G., Y398, Y400.
 Langdon, R. G., R69, R114, R298.
 Lange, J., C358.
 Langer, A., A16.
 Langer, A. W., Jr., T6.
 Langer, L. M., X251, Y22, Y33, Y63, Y64, Y112, Y114, Y453.
 Langerquist, U., Q851.
 Langham, W., C37, S146.
 Langham, W. H., J180, U47.
 Langston, R., N122.
 Lankeau, A. H., G86, K35, K92.
 Lanning, M. C., Q287.
 Lanz, H., C224, I54.
 Lanzl, I. H., CC188.
 LaPlace, R., G299, Q691.
 Lardy, H. A., G346, G486, Q172, Q296, Q661, R121, R182, S28.
 Lark, C. T., Q467.
 Larnier, J., R3.
 Larsen, H., O30.
 Larsen, S., M38.
 Larson, F. C., C156, C157, C158, C198, C296, C322, Q67, Q449, Q804, V24, V38, BB110.
 Larson, L. L., U150.
 Larson, N. R., T150, T152.
 Larson, P. S., G271, I22.
 Larson, R. F., K72.
 Larson, W. E., M62.
 Larson, W. G., B47.
 Lasche, E. M., A151.
 Lashof, J., C60, C61.
 Lashof, J. C., E34.
 Lasker, S. E., C6, J216.
 Laskin, S., I55.
 Laslett, L. J., W11, Y70, Y111, Y232, Y312.
 Lassiter, J. W., T13.
 Last, J. H., C78.
 Laszlo, D., B8, C109, C385, C389, C390, C394, D26, D68, D159, D160, D169, H89, H90, H91, H92, H93, P54, P262, Q318.
 Latham, M. E., G358, I46.
 Latta, H., F22, F23.
 Latta, J. S., E22, P87, P105.
 Lau, F. Y. K., C231, C240, C242, C243.
 Lauderdale, R. A., W39, AA83, AA172.
 Lauer, W. M., U149.
 Laughlin, J. S., BB41.
 Lauritsen, C. C., Y153.
 Lauritsen, T., Z16.
 Lavik, P. S., A117, C15, C286, E109, P50, P117, Q226.
 Law, L. W., E138, Q129, Q217.
 Lawrence, B. J., V7.
 Lawrence, C. A., P35, P41, CC55.
 Lawrence, J. H., B40, B79, B87, B213, B255, B256, B258, C22, C25, C42, C93, C118, C125, C244, C250, C306, C325, C329, C366, D96, D137, E8, E37, E96, E119, E123, E142, E144, E169, E171, J197, J293, J311, J321, J375, J377, P64, P109, P161, Q624, AA64, AA105, AA106, AA109, AA120, BB257.
 Lawrence, N., Q560, Q677, Q807, Q813.
 Lawrence, W., BB156.
 Lawrence, N., Q560, Q677.
 Lawson, H. C., J166, BB65, BB281.
 Lawson, J. R., T157.
 Lawson, J. S., Jr., X72, X275, Y411, Y414.
 Lax, M., X190.
 Layne, G. W., Jr., DD21.
 Layton, L. L., E194, J299, J334, L123, Q83, Q452, Q517, Q526, Q573, Q574, Q721.
 Lazar, N. H., Y63, Y64.
 Lazarus, D., Z38, CC171.
 Lazarus, M., J158.
 Lazerson, R., A139, B10, B211, C68.
 Lazo, R. M., W96.
 Leaf, A., J168.
 Leaffer, M. A., S76.
 Leahy, W. V. C., J192.
 Leak, J. C., S132, U189.
 Leamer, R., Y398, Y401.
 Leaver, F. W., J356, L39, L145, L154, L157, L170, L206, Q164, R135, V25.
 Leavitt, D., E82, E164.
 LeBlanc, J. M., Y190, Y191, Y245, Y246, Y248, Y249, Y250.
 LeBlond, C. P., G150, G290, BB115.
 Lebow, I. L., X188, Y215.
 Lebow, M., BB1.
 Leby, H. B., L23, L24.
 Leddicotte, G. W., T62, T85.
 Leder, I. G., D167.
 Leder, L. B., X351.
 Lederer, M., W148.
 Lee, C. C., H66, T14, U148, U337.
 Lee, C. O., G404.
 Lee, H. C., C125, C325, E64.
 Lee, H. H., L53, L222.
 Lee, J. M., G366.
 Lee, K. H., Q420, Q421.
 Lee, K. S., J139.
 Lee, M. R., W138, Y259, Y303.
 Lee, N. D., C62, C192, G102, G176, G350, G478, I13, J93, J190, Q253, Q365, Q576, Q716, Q733.
 Lee, R. D., CC139, CC202.
 Lee, W., P4.
 Leeds, N. S., Q857.
 Leeper, L. C., Q309, Q742.
 Leggett, J. E., N119.
 Lehman, C. A., BB105.
 Lehman, J. S., W94.
 Lehman, W. L., B241, B271, B275.
 Lehniger, A. L., Q161, Q334, Q350, Q352.
 Leicester, H. M., H87, I45, J263.

- Leiderman, P. H., J19, J52.
 Leifer, E., E132, G277.
 Leiter, H., X232.
 Leitner, R. G., B4.
 Leland, W. T., X152, Y449.
 Leloup, J., J409, J414, J418, J419,
 J420, J421, J426, J427, J428,
 J433.
 Lemley, J. M., J48.
 Lemm, J., G145.
 Lemmon, R. M., J360, Q571, V29.
 Lemoine, F. A., D87.
 Lemon, H. M., BB37, BB270.
 Lemonick, A., X34, Y211.
 Lengemann, F., J434.
 Lennox, E. S., X11.
 Lenormant, H., T111, T126, T129,
 T139.
 Lenz, A. L., S112.
 Leo, A., T7.
 Leonard, C. D., N37, N68.
 Leonards, J. R., P117.
 Leong, G. F., Q853, Q876.
 Leopold, A. C., N121, N122.
 Leopold, I. H., A120.
 LePage, G. A., E54, E115, G166,
 G273, G447, I34, Q205, Q229,
 Q509, Q528, R155, R156.
 LePore, J. V., X193.
 Leprat, C399.
 Lerch, P., B25.
 Lerew, A. A., U181.
 Lerner, S. R., P124.
 Lerohl, J. K., Y290.
 LeRoy, G. B., B50, C280.
 LeRoy, G. V., A85, A94, A134, B50,
 C4, C63, C99, C145, C174, C227,
 C280, C372, Q371, Q543, W4.
 Lesses, M. F., B189.
 Lester, R. I., Q809.
 Letaw, H., CC169.
 LeVan, W. I., T133.
 Leveille, G., Q295.
 Lever, J., K94, K96.
 Levey, G., T78, U206, U282.
 Levey, H. A., H53.
 Levey, S., C236, C259, C286, C327,
 W36, BB216.
 Levi, C., Q137.
 Levi, H., BB35.
 Levin, D. H., C342, L82, L132,
 L133, R151.
 Levin, E., G214.
 Levin, W. C., A1, C226.
 Levine, B., C44.
 Levine, L., F79, F88.
 Levine, M., Q108, Q428, Q767.
 Levine, M. H., B7, P192.
 Levine, R., G438.
 Levine, S., L69.
 Levinger, J. S., X36, X267.
 Levinsky, W. J., Q113.
 Levinson, L. J., B173, E25, AA85.
 Levinson, L. M., C205.
 Levitt, J., N79.
 Levitz, M., R261.
 Levy, H., BB273.
 Levy, H. R., Q364.
 Levy, I. M., A22, A156.
 Levy, L., C376, H88, R39, R228,
 R314, R330.
 Levy, M., Q395, Q396, X221.
 Levy, R. A., Y85.
 Levy, R. P., A128, D90.
 Levy, S., C259, BB216.
 Lewin, R., B8, C385, C389, C390,
 D26, H89, H90, H91, H92, H93,
 H96, P54.
 Lewis, E. S., U96, U255, U291,
 U316.
 Lewis, G. C., M46, M49.
 Lewis, H. W., X180.
 Lewis, J. G., X6, CC67.
 Lewis, J. R., CC208.
 Lewis, J. W., BB106.
 Lewis, K. F., Q25, Q162, R247.
 Lewis, S. R., C226.
 Lewis, W. E., Y20.
 Leyshon, W. E., Y431.
 Li, C. H., G122, G466, G508, J99,
 Q134, R118.
 Li, C. W., X198, X362, Y49.
 Li, J. G., C172.
 Liang-Li, Q776.
 Libby, R. L., A14, A25, A41, A46,
 A78, A97, A103, A129, A161,
 C86, C177, C354, C378, E10,
 E189, F40, F49, F82, W34, W54,
 BB139, BB166.
 Libby, W. F., V11, V16, X133, Y1,
 Y172.
 Libet, B., J39.
 Lichtenstein, I., B252.
 Lidofsky, L., Y29.
 Lieberman, I., L5, L40, L162,
 L165, L183, Q594, Q595, Q596,
 Q597, Q598, R122, R124.
 Lieberman, J., BB3.
 Lieberman, M., F2.
 Lieberman, S., R223, S112.
 Liebhold-Schueck, R., E35.
 Liebowitz, D., A84, A130, BB129.
 Lien, O. G., Jr., Q627, S74, BB25,
 BB133, BB254.
 Liener, I. E., L35.
 Lienke, R. I., H64.
 Lifson, N., G215, G397, H56, J187.
 Likins, R. C., J308, J309, J310.
 Likoff, W., A157.
 Lilienfield, L. S., D144.
 Liljegren, E. J., AA91, AA100,
 BB234.
 Liljestrand, A., J476.
 Lillie, A. B., X278, X283, X330.
 Lilly, R. C., U8, U10.
 Limarzi, L. R., C291.
 Lin, I., R230.
 Lin, Pei-Hsing, G298, G470, G498,
 BB210.
 Lin, S. C., Q590.
 Lin, T. P., J3.
 Lindahl, P. E., Q859.
 Lindberg, O., L20.
 Linden, B. R., W47.
 Linden, I., E140, E184.
 Lindenbaum, A., Q436, Q756, Q757,
 Q759.
 Linder, E. G., CC199.
 Linder, P. J., N46.
 Linderholm, H., J436, BB279,
 BB289.
 Lindgren, F. T., E160.
 Lindner, M., X237, Y37.
 Lindquist, A. W., I4, DD5, DD18,
 DD19, DD20, DD25, DD26.
 Lindquist, B., G115.
 Lindquist, T., X175.
 Lindsay, S., B59.
 Lindsay, W. L., M5.
 Lindsey, M. H., X76.
 Lindstrom, G., Y109.
 Lindvig, P. E., Q432.
 Ling, C. T., G61.
 Ling, G., J117.
 Linsley, S. G., T125.
 Linz, B. F., CC143.
 Lionette, F., BB137.
 Lipmann, F., Q62, Q101, Q380,
 Q381, R187, R224.
 Lipner, H. J., G124, G309, G459,
 J47, J137, J251, J401, W70.
 Lippincott, E. R., U355.
 Lipscomb, A., A152, D107.
 Lipton, M. M., R71.
 Liscoe, H., P257.
 Lissitzky, S., G414, K34, K37.
 Litovitz, T. A., G15, G72.
 Littauer, R. M., X186.
 Little, J. N., S137.
 Little, R. C., J222.
 Little, R. N., Jr., X196.
 Littlefield, J. W., Q258, Q431.
 Littlejohn, J. M., Q126.
 Littleton, J. T., B206.
 Littman, A., P44, BB41.
 Litz, L. M., U63.
 Liu, O., L138.
 Liu, O. C., F76.
 Liu, T., Z45.
 Liu, Y. C., S82.
 Livingston, D. A., M15.
 Livingston, M. S., W35.

- Livingston, R., U12, U26, Y194,
 Y207, Y432, Z3, AA189.
 Lloyd, B. J., BB147.
 Lloyd, N., DD29.
 Loar, H., Y2.
 Locke, B. B., P96.
 Locke, L. A., R329.
 Lockhart, H. S., W10.
 Lockhart, J. A., N30.
 Locksley, H. B., B80, B257, D50,
 W136, AA166.
 Loeb, H. G., G524.
 Loeb, V., Jr., A146.
 Loeffler, R. K., C254, E45.
 Loehr, W. M., BB22.
 Loeliger, H., Y197.
 Loemker, K., DD45.
 Loevinger, R., A16, E100, X75,
 AA174.
 Loewus, F. A., Q158, Q411, R127.
 Lofgreen, G. P., K25, K32, K33,
 K64.
 Loffland, H. B., Q486.
 Loftfield, R. B., G307, G448, Q392,
 Q710, Q752, U5.
 Logan, A. V., N115, S35, S101.
 Logan, J. E., Q114.
 Lohman, C., Y156.
 Lonabaugh, E. E., C400.
 Lonberg-Holm, K., C362.
 London, I. M., C314, C352, D136,
 E158, E165, F1, F62, Q531,
 Q552, Q554, Q696, Q709, AA80.
 Long, A. O., U190.
 Long, C. N. H., D145.
 Long, F. A., T49, T50, U68, BB151.
 Long, J. K., X177, Y254.
 Long, W. G., N79.
 Longabaugh, E. R., C163.
 Longley, H. J., X196.
 Longmire, C., Y210.
 Loomis, W. D., Q16.
 Looney, F. S., T154, U208.
 Looney, W. B., V53.
 Loosli, J. K., K8, K51.
 Lorber, V., G232, G397, R100,
 R101.
 Lord, R. C., S9, S128, T82, T122,
 T123, T147, T148, T155, T156,
 U355, Z24, Z35.
 Lorenz, N., D28, G94, G119, J1,
 J74.
 Loring, J. M., Q602.
 Losli, M., J343.
 Lossing, F. P., T52.
 Lotz, C., D97, J159, J345, Q623.
 Lotz, W. E., G9, K4, K5, K20,
 K24, AA176, BB77.
 Loughborough, D. L., CC111.
 Loughridge, R. H., W36.
 Louis, J., C291.
 Louie, B. J., BB59.
 Louisell, W. H., X101.
 Love, R. A., C288, P104.
 Love, W. D., E12, E17, E116.
 Lovberg, R. H., Y10.
 Lovelace, F. E., G3.
 Lovelace, J. R., E49.
 Lovell, C. H., S43.
 Lovington, J. A., Y266.
 Low, F. E., Y143.
 Low-Beer, B. V. A., B44, B130,
 C167, E40, AA21.
 Lowe, C. U., R267.
 Lowrance, P. B., C339.
 Lowry, J. R., J408, U76.
 Lowy, B. A., I35, Q499.
 Lowy, P., Q553, Q769.
 Lowy, P. H., Q635, Q636, R170.
 Lu, D. C., Y122.
 Lu, K. H., Q423, R46.
 Lucas, A. C., W12.
 Lucas, F. V., G180, G326.
 Lucas, H. L., Q119.
 Lucas, J. L., D67.
 Lucas, V., I36, J104, J303.
 Lucht, C. M., T1.
 Luck, J. M., Q19, Q66.
 Ludowieg, J., R40, R41, R42,
 R313, R315, R316.
 Luft, R., A113.
 Luick, J., Q44.
 Luick, J. R., K33, K72.
 Luisada, A. A., W65.
 Lukens, F. D. W., R144, R274.
 Lumry, R., U105.
 Lund, P. K., B9.
 Lundy, H. W., M4.
 Lupfer, H., F6.
 Luchbaugh, C. C., P90, P91, P92,
 P93, P94, P260, P263.
 Lutwak, L., E191, R216.
 Lutz, B. R., P144, P232, P235,
 P253.
 Lutz, H. A., CC84.
 Lux, R. E., J250.
 Lynch, D. L., L210.
 Lynch, V., O1, O21, O23, O24, O39,
 O42, O45, O58, Q48.
 Lyon, I., G144, G152, J172.
 Lyon, T. P., E160.
 Lyon, W. S., Y54, Y55, Y56, Y65,
 Y175, Y253.
 Lyons, H., X160.
- M**
- Maaloe, O., L85, L86, N71.
 Maas, E. A., L74, L90.
 Maas, W. K., Q276.
 Mabee, D., G400.
 Mabis, A. J., T24.
 MacBryde, C., B83.
 MacCanon, D. M., E139, J123,
 J391.
 MacDonald, E., H51, BB219.
 MacDonald, J. C., G386, I19.
 MacDonald, N. S., H50, H81.
 MacGregor, A. G., A118.
 MacGregor, M. H., X249.
 Macheboeuf, M., F93, F96.
 Machlin, L. J., K45, K46, K55,
 K57, K81, K92, Q803, R300.
 MacIntire, W. H., M34, M35.
 MacIntyre, F. H., D35.
 MacIntyre, W. J., C47, C51, C223,
 E21, E24, E58, W61, X156.
 Mack, R., C48.
 Mack, R. C., Y95, Y251.
 Mack, R. E., A66, B201.
 Mack, J. F., H7.
 Mackal, R. P., Q34.
 MacKay, E. M., C92, G7, G155,
 G164, G181.
 MacKay, I. R., C216, C238.
 Mackenzie, A. J., M29, T63, T112.
 Mackenzie, C. G., G85, G517, Q401.
 Mackey, H. E., B284.
 Mackie, R. W., P108.
 Mackin, R. J., Jr., Y123.
 MacKinney, G., N72, U172, U253.
 MacKinnon, J., P53.
 Macklin, P., Y29.
 Macklin, R. L., Y409.
 MacMartin, M. P., C215, C216,
 C238.
 MacMillan, J., C71.
 MacMullen, J., G97.
 MacRae, N. M., Q576.
 Madansky, L., W27, X8, X59,
 X195, Y41, Y44, Y243, Y328.
 Madden, R. E., G424.
 Maddock, A. G., X200.
 Madey, R., X17, X22, X105,
 X192, X206.
 Madison, W. L., J247.
 Maeyens, E., DD2.
 Magasanik, B., L49.
 Magee, J. L., U128.
 Magee, M., G240.
 Magee, P. S. U151, U351.
 Magee, W. L., Q206.
 Maggs, R., C189.
 Magri, G., W65.
 Mahler, H. R., S80, S125.
 Mahmoud, H. M., Y98.
 Mail, G. A., DD24.
 Maisterrena, J., B77, B154.
 Major, J. K., W89, W90, X360,
 X361, X363, X366.
 Malenka, B. J., Y82, Y218.
 Maletskos, C. J., C34, D30, D165,
 D166, X201, Y134.

- Maley, G. F., Q661.
 Malkin, H. M., R328.
 Mallmann, W. L., L127.
 Malm, R. E., X5, Y446.
 Maloney, J. O., W6.
 Maloney, M., M18, M19, M57, S125.
 Maloof, F., B56, B140, B151, B154, P86.
 Man, E. B., C69, C61, E34.
 Mandel, H. G., D132, G383, G399, G489, I37, P85, Q102, Q138, Q218, Q561, Q629, Q634, Q660, Q748, Q788, R158, R167, S7, S105.
 Mandeles, S., Q91.
 Mandeville, C. E., Y50, Y68, Y119, Y126, Y181, Y228, Y234.
 Mangold, R., D11.
 Mankin, H., D145.
 Mann, A. K., X189.
 Mann, J. D., J266.
 Mann, K. M., S64.
 Mann, L. G., Y337, Y353.
 Mann, W. B., W120, Y341.
 Mannell, T. J., L113, P182.
 Manning, T. E., X315.
 Manov, G. G., Y131, CC148.
 Manowitz, B., P 149, CC69, CC78, CC121, CC192.
 Manson, L. A., L58.
 Manthei, R. W., C63, C386, G54, I2, L220, R8.
 Marano, B. J., J325, R70.
 March, C. H., H14, J413.
 March, R. B., N70, BB213, DD9, DD13, DD37.
 Marchant, M. E., CC96.
 Marcus, P., BB37, BB270.
 Marcus, R. A., U118, U119.
 Mardock, E. S., CC194.
 Margen, S., C358.
 Margolin, H. N., B200.
 Marinelli, L. D., B176, W55.
 Marinello, Z., AA141.
 Mark, H., X13, Y81.
 Markert, C. L., Q658.
 Markham, M. C., U144, U145.
 Markovitz, A., Q751.
 Markowitz, L., T145.
 Marks, P. A., E124.
 Marlow, A. A., D40, D41.
 Marmier, P. E., Y354, Y388.
 Marquez, L., Y425.
 Marr, A. G., L34, L36.
 Marrazzi, A. S., BB198.
 Marrian, D. H., G175, G521, R145, R219.
 Marsh, J. B., G430, Q510, Q793.
 Marsh, W. H., R53.
 Marshak, A., R47.
 Marshak, R. E., X79.
 Marshall, C., C65.
 Marshall, J. F., X185.
 Marshall, J. H., X139, X226.
 Marshall, L., X226.
 Marshall, L. D., Q242.
 Marshall, L. M., G20, J358, L153, Q97, Q266, Q399, Q400, Q504, Q565, Q725, Q742, Q743, Q807, Q816, R87.
 Marshall, R. O., L37.
 Marshall, R. T., J76.
 Marston, H. R., G36.
 Martell, E. A., Y172.
 Martignoni, P., Q534, R23.
 Martin, A., P83.
 Martin, A., Jr., P165.
 Martin, A. B., CC43.
 Martin, A. S., Q489.
 Martin, A. W., T115.
 Martin, C., BB96.
 Martin, D. S., Jr., U201, U249, V15, W7, X354, Y96, Y232, Y299, Y325.
 Martin, D. W., Y190, Y248, Y250.
 Martin, E., R50.
 Martin, F. L., P127.
 Martin, H. C., X64, Y86.
 Martin, J., A40, A85, A134.
 Martin, J. A., AA189.
 Martin, J. J., V58, X6, CC67.
 Martin, J. L., Q568.
 Martin, J. M., B154.
 Martin, M., C116.
 Martin, N. D., J37.
 Martin, R. G., I1.
 Martin, S., C357.
 Martin, S. M., L120.
 Martin, W. J., Y194.
 Martin, W. P., M45, M54, U256.
 Martindale, W. E., G511.
 Marucci, A. A., F79.
 Marucci, H., J371.
 Marvin, J. F., A63, B21, C168, C384, J416, W154.
 Marx, J. W., X222.
 Marx, W., Q137.
 Maryott, A. A., Z6.
 Mason, G. W., U217.
 Mason, M. A., CC163.
 Mason, M. W., C144.
 Mason, W. P., T67.
 Masoro, E. J., G48, G236, 437, Q578, Q603, Q651, Q672.
 Masouredis, S. P., C126, C336, F5, F15, F18, F54, H3, J16.
 Masri, M. S., G144, J172.
 Massini, P., O47, O50.
 Masters, B. J., U320.
 Mather, K. B., X207.
 Mateosian, E. D., X344, Y154.
 Mathe, C399.
 Matheson, H. R., Q5, Q6.
 Mathieson, D. R., B147.
 Mathis, W., DD27.
 Matlack, G., S38.
 Matschiner, J. T., D126, J381, Q298.
 Matthews, L. W., A150, G145, G146, V53.
 Matthews, R. W., E109.
 Matthias, B. T., T67.
 Mattis, P. A., J295, J296, J407.
 Mattraw, H. C., U66, Z17.
 Mattson, R. P., B12.
 Maurer, P. H., E47, F24, F27, F30, F39, J121.
 Maury, L. G., U247.
 Maw, W. A., BB42.
 Max, R. A., S60.
 Maxfield, J. G. S., B236, C43.
 Maxfield, J. R., Jr., B236, C43, C328.
 Maxwell, C. R., X285.
 Maxwell, E. S., G38, Y288.
 Maxwell, M. C., G167, J120.
 Maxwell, R. D., P33, X38, X39, X40, X41.
 May, S. C., Jr., Q397, Q398.
 Maybury, P. C., U109, U370, BB189.
 Mayer, J., B200, E82, G147, G389.
 Mayer, M. M., F79, F88.
 Mayer, S. W., T127.
 Mayerson, H. S., J445, J461, J462, J468, R131.
 Maynard, E. A., I55.
 Maynard, F. W., P253.
 Mayor, R. H., T98, U211.
 Mayr, G., BB21.
 Mazia, D., J188, Q690, Q740.
 Mazur, R. H., U347.
 McAdams, G. B., B17, B270, C255, G415.
 McAuliffe, C., M25, M75, M78.
 McBlair, W., J271.
 McBryde, C. M., B119.
 McCabe, C. L., CC204, CC206.
 McCall, D. W., Y439.
 McCall, J. T., G319, J314, K1, K26, K61, K75, K76, K84, K87.
 McCall, M. S., C224, C363.
 McCall, R. C., X112.
 McCallan, S. E. A., L1, L32, L83, L89, L98, L147.
 McCane, D. I., S8.
 McCarter, J. A., M15, S33.
 McCarthy, J. A., Y272.
 McCarthy, J. D., BB67.
 McCarthy, P. T., G151.
 McCarthy, W. A., BB243.
 McClary, J. E., Q495.

- McClellan, G. S., C116.
 McClelland, C. L., Y81.
 McClenathan, J. E., E9.
 McClure, C. C., Jr., P31.
 McClure, G. W., Y271.
 McClure, J. N., D32.
 McClure, L. E., Q521, R15.
 McClure, R. D., C160.
 McClure, T. J., J308, J309, J310.
 McColgan, S. P., C146.
 McConahey, W. M., C80, C161.
 McConnell, K. P., F67, I1, I14,
 J18, J146, P55.
 McCord, C. P., CC11.
 McCorkle, H. J., B49.
 McCormack, B. R. S., F69.
 McCormick, J. B., D52, H72, J262.
 McCoy, T. A., Q521.
 McCready, R. M., Q78.
 McCue, J. J. G., Y262, Y266.
 McCullagh, E. P., B51, B98, B123,
 B141, B170, B216, C147, C151,
 AA103.
 McCulloch, E., P58.
 McCutcheon, D., CC80.
 McDevit, W. F., CC166.
 McDonald, J. E., P11.
 McDonald, L., D84.
 McDonell, W. R., U154, X99.
 McEllistrem, M. T., X292.
 McFarland, C. E., X149.
 McFarland, R. H., L76, S130, X62,
 DD29, DD39.
 McFarlane, W. V., J103.
 McGarry, W. I., X97.
 McGeer, J. P., U6.
 McGinn, W. E., Jr., BB62.
 McGinnis, C. L., Y258.
 McGovern, N. H., Q610.
 McGowan, F. K., X10, X107, Y148,
 Y149, Y168, Y345, Y379, Y380,
 Y381, Y407.
 McGrath, H., G13.
 McGruer, J. N., Y89.
 McHenry, E. W., U34.
 McIntosh, J. S., Y224.
 McIntyre, D. R., BB250.
 McIntyre, J. A., X306, X307.
 McKay, B. P., W76.
 McKay, F. F., W115.
 McKeague, G., J65.
 McKee, F. W., J6.
 McKee, R. W., C362.
 McKendry, J. B. R., C151, D53.
 McKeown, M., Y293.
 McKinley, W. P., BB42.
 McKnight, J. T., U309.
 McLean, F. C., J450, P226.
 McLellan, W. M., B107.
 McLeod, K., C141.
 McLeroy, E. G., Z33.
 McMahan, R. E., U113, U338.
 McManaway, G. W., Y459.
 McManus, I. R., L108, L168, R80.
 McManus, R. G., A9.
 McMaster, R., BB9.
 McMaster, R. C., CC115.
 McMaster, W. H., X16.
 McMurry, H. L., T36.
 McMurtrey, J. E., N16.
 McNally, J. R., Jr., Y159, Y405,
 Z37.
 McNamara, J. E., U98.
 McNeill, K. A., X329.
 McNeill, K. G., Y262.
 McNesby, J. R., U124, U166, U167,
 U174.
 McNickle, T. F., J192.
 McNulty, W. P., Jr., Q92.
 McPherson, J. C., Q539.
 McQuarrie, I., C123.
 McQuillen, K., R284.
 McReynolds, A. W., X168, X245.
 Meacham, G. C., E92.
 Mead, J. F., Q308, R322, R323.
 Meader, A., Jr., U3.
 Meadows, J. W., Y100.
 Meadows, M. F., Q242.
 Means, R. G., B96.
 Meckstroth, C. V., A54, B28.
 Medes, G., G269, J175, Q441, R130.
 Meech, L. A., Q401.
 Mefford, R. B., Jr., R326.
 Meggers, W. F., Y397, Z1, Z2.
 Megill, L. R., CC229.
 Mehl, R. F., CC170.
 Mehler, A. H., G209, O15, O38,
 Q494.
 Mehrhof, N. R., K1, K76.
 Mei, J. Y., X173, Y127.
 Meier, J. R., G30, G32.
 Meier, R. C., G345.
 Meigs, J. V., C71, C217.
 Meikle, R. W., G301.
 Meinke, M., BB80.
 Meinke, W. W., T64, T137, W48,
 W116, X264, X331, Y393, AA10,
 AA104, AA173, BB124, BB125,
 BB202, CC52.
 Meinschein, W. G., W108.
 Meisel, D., H27.
 Meislich, H., H63.
 Meister, A., Q516, Q592, Q753,
 Q783, S103.
 Meister, A. G., T94.
 Meites, J., J95.
 Meland, O. N., AA9.
 Melcher, L. R., F5, F15, F18, F54,
 H3, J16.
 Melchior, J. B., Q232, Q233, Q792,
 R140, BB223.
 Mellor, G. P., W78, Y447.
 Melon, J., G333.
 Melsted, S. W., L146, U204.
 Meltzer, H. L., Q225, Q459, Q680.
 Meltzer, J., E124.
 Melville, D. B., J243.
 Melville, H. W., CC198.
 Memmendinger, A. H., X152.
 Mendelsohn, M. L., B80.
 Mendenhall, R. I., Y119, Y126,
 Y234.
 Meneely, G. R., B117, C33, C268,
 J48, J212, J213, J264, J289, J290,
 J291, J313, J330, J384, Q784,
 W123, W134.
 Mentser, M., U129.
 Menzel, R. G., M8, M23, AA160.
 Merchant, M. E., CC123, CC134.
 Mericle, L. W., N12, P24.
 Merriam, C., Jr., BB183.
 Merrill, N., D79.
 Merrill, P., J90.
 Mersheimer, W. L., C6.
 Meschan, I., B101, B102, E16, P19,
 X74.
 Mesrobian, R. B., X113.
 Messinger, H. B., C144.
 Meszaros, J., B224, B248, B254,
 P223, P251, Q113.
 Metcalf, R. L., N58, N70, U287,
 BB213, DD9, DD13, DD40.
 Metz, C. B., G427.
 Metzger, F. R., Y74, Y167, Y173,
 Y189, Y350.
 Meyer, D. K., J234, J235.
 Meyer, J., BB255.
 Meyer, L. M., C23, C140, E11,
 E67, J158.
 Meyer, O. O., B169.
 Meyer, R. A., CC221.
 Meyer, W., G221.
 Meyerhof, O., Q465.
 Michaels, G., C333.
 Michaels, G. D., J254.
 Michalowicz, P. A., W148, X364,
 X365.
 Michel, O., K34, K37.
 Michel, R., G414, K34, K37.
 Michelson, C., Q16.
 Migeon, C. J., G87.
 Migicovsky, B. B., Q572.
 Migliarese, J. F., G76, H23.
 Mikaelson, K., P237, P238.
 Mihelich, J. W., Y91.
 Milch, L. J., R310.
 Mileikowsky, C., X212, Y264.
 Millburn, G. P., X120, X176.
 Miller, A. C., R59.
 Miller, A. M., Q307.
 Miller, C. A., H11.
 Miller, C. S., L16, R282.
 Miller, D., L15.

- Miller, D. W., Y321, Y357.
 Miller, E. C., G267, G386, I19, I27.
 Miller, E. E., B179.
 Miller, E. R., B49, B59, B148, B149, B168.
 Miller, H., A118, D57.
 Miller, I. K., U23.
 Miller, I. L., Q283.
 Miller, J. A., G267, G386, I19, I27, Q312.
 Miller, J. W., E193.
 Miller, L. I., J30.
 Miller, L. L., G216, G253, G258, G264, P269, Q47, Q80, Q265, Q391, Q457, Q863, R210, R226, R270, BB301.
 Miller, L. P., L1, L32, L83, L89, L98, L147, N10.
 Miller, M., D65, D115.
 Miller, M. M., X229, Y101.
 Miller, O. N., G245, Q303.
 Miller, P., C126, F5, R50.
 Miller, P. E., AA150.
 Miller, R., G84, G176.
 Miller, R. G., P1.
 Miller, R. H., Y83.
 Miller, S. L., Y281.
 Miller, W. B., C199.
 Miller, W. C., X93, X187.
 Miller, W. N., B204.
 Miller, W. W., Y132.
 Millerd, A., Q514, Q700.
 Milles, G., H72, J262.
 Millican, R. C., J156, J397, J402.
 Millington, R. H., C187, G268, G270, G501, Q333, Q693, Q771, R157.
 Mills, G. A., U19, U44, U83.
 Mills, G. C., G262, Q476, R214.
 Mills, H., E146.
 Mills, R., U344.
 Mills, T. H., Y222.
 Mills, W. A., X104.
 Mills, W. B., D124.
 Milne, W. L., BB294.
 Milner, M., DD29.
 Milstein, S. W., G162, Q238, Q387.
 Milton, J. C. D., Y25.
 Minor, F. W., R22, R324.
 Mirsky, A. E., Q715.
 Miskel, J. A., Y186, Y330.
 Mitchell, A. C. G., X175, Y127, Y206.
 Mitchell, J., M72, M74.
 Mitchell, J. H., Jr., E145, G198, G374, P219, Q325.
 Mitchell, J. J., U224.
 Mitchell, J. U., N86.
 Mitchell, J. W., N46, N90.
 Mitchell, M. C., Q179.
 Mitchell, M. L., A53.
 Mithoefer, J. C., R172.
 Mitoma, C., R246.
 Mittelman, P. S., Y57, Y233.
 Mix, I. S., K56.
 Miyazaki, Y., E74.
 Mize, J. P., Y79, Y465.
 Mizuhara, S., U375.
 Moak, C. D., Y265, Y286, Y317, Y369, Y394.
 Moe, G., G357.
 Moe, O. A., U77.
 Moeller, D. W., AA54.
 Moeller, T., T113, T143, T144.
 Moffat, R. D., Y22, Y114.
 Moffat, R. J. D., Y33, Y63, Y64.
 Moffatt, T. W., B74.
 Moffitt, H. C., C329.
 Moir, R. Y., BB297.
 Moir, T. W., C197, E21.
 Moldave, K., Q77, Q82, Q124, Q322, R169, R173.
 Molinari, E., U85.
 Moloney, J., BB147.
 Money, W. L., E80, E162, G127, I11, I28, I36, J27, J78, J90, J104, J162, J164, J214, J244, J303, J348.
 Monor, F. W., R308.
 Monroe, R. A., K7, K11, K14, K21, K36, K50, K86, P181, P227, Q167, R301, AA176.
 Montenegro, A., B232.
 Montermoso, J. C., R65.
 Montgomery, C. E., B174.
 Montgomery, P. O'B., J144, J169.
 Moomaw, D., C355.
 Mooney, R. T., B218.
 Moore, B. H., Q495.
 Moore, C. V., A146, D1, D2, D69, Q535, BB221.
 Moore, D. B., D110.
 Moore, D. G., CC163.
 Moore, D. J., C51.
 Moore, F. D., C77, C128, D8, D9, D10, D17, J105, BB60.
 Moore, F. L., T62, T85.
 Moore, G. E., A11, A51, A63, A64, A86, A90, A165, B21, C168, C384, I20, U9, W154, CC47, CC162.
 Moore, J. P., P46.
 Moore, R. C., B136.
 Moore, S., C57.
 Moore, V., B237.
 Moore, W. J., T72.
 Moorefield, J. C., U284.
 Mooring, F. P., X95.
 Moran, W. T., N106.
 Moorehead, F. F., Jr., X60.
 Moorehead, J., J49.
 Morehouse, M. G., P72, Q170.
 Moreland, D. E., BB15.
 Moreland, F. B., J112.
 Morgan, C., C224.
 Morgan, C., Q128.
 Morgan, E. R., B284.
 Morgan, G. H., T65.
 Morgan, I. L., Y385.
 Morgan, K. Z., X4, AA11.
 Morgenthau, J. L., Jr., S24.
 Mori, H. D., G126.
 Morita, H., U188.
 Morita, T. N., G304.
 Morley, E. H., G88, Q728.
 Morowitz, H. J., D143, D144, T66, X338.
 Morris, H. P., G112, G124, G139, G205, G382, J119, J205, J401, P153, Q171, Q189, Q580, Q686, V17, BB177.
 Morrison, A., B95, CC140.
 Morrison, D. C., S47, U185, U194, V13, V14.
 Morrison, H. L., Y30, Y410.
 Morrison, L. F., B129.
 Morrow, I. B., P252, P254.
 Morse, W. I., BB109.
 Mortensen, J. L., U256.
 Mortimer, R., C135.
 Morton, J. L., B55, B71, B99, B100, B196, B197, BB33.
 Morton, M. E., A70, B24, C210, J135, J261, P13, P76, R238.
 Morton, R. J., AA27, AA59.
 Morton, T. L., C49.
 Mosbach, E. H., G83, G221, Q24, Q87, R30, R104, R202, R231, R336, U245, U246.
 Moscoso, I., D100.
 Mosen, L. A., A162.
 Moser, H. W., D74.
 Moses, A. J., X354, Y96.
 Moses, C., A105, B124, B125, J21, J22, J82, J91, J149, J206, J226, P188.
 Moses, F. E., R40, R41, R42, R313, R315, R316.
 Moses, J., C285.
 Moses, M. J., P206.
 Mosher, W. A., G178.
 Moshman, J., J230, J237.
 Mosiman, W. D., C341.
 Moss, I. H., C359.
 Mossman, R. A., CC36.
 Motulsky, A. G., C124.
 Motz, H. T., Y13.
 Moulder, J. W., F69, J87.
 Moulton, M. J., E157.
 Moyer, B. J., X17, X22, X105.
 Moyer, C. A., J144.
 Moyer, J. D., W88.
 Moyer, J. W., T90, X349.

- Mudge, G. H., D78, Q139, Q358, Q621.
 Muehlhause, C. O., W63, Y174.
 Mueller, C. B., D88, J58, J355, Q195.
 Mueller, G. C., Q185, Q186, Q228, Q312, R154, R260.
 Mueller, H., U240.
 Mueller, J. F., J182, J236.
 Mueller, J. H., L48.
 Mueller, R., C369.
 Mufson, M., A15, A48.
 Muirhead, E. E., C363.
 Mulder, A. G., G255.
 Mulholland, G. I., Y219.
 Mulholland, J. H., D37, D80.
 Muller, D. E., X199.
 Muller, J. H., B81, J272.
 Muller, R. H., X'28.
 Mulligan, W., F32.
 Mullins, L. J., G405, J372.
 Mulry, W. C., A111.
 Mulryan, B. J., G408, G409, Q456.
 Mumma, C. S., B177.
 Munn, J. L., E106.
 Munoz, C. M., P222.
 Murakawa, K., Z13.
 Murphree, R. L., P67, P88.
 Murphy, B. M., E55.
 Murphy, J. C., L171.
 Murphy, R. A., D32.
 Murray, A., III., S19, S21, S23, S81, S146.
 Murray, J., S35.
 Murray, J. J., Y354.
 Murray, R. L., U121, AA189.
 Murray, T. E., AA29.
 Mustacchi, P., C30.
 Muxart, R., S141, S142, U243.
 Myant, N. B., C66, C79, C132, C143, C178, D23.
 Myers, H., X171.
 Myers, H. M., BB101.
 Myers, H. S., CC30.
 Myers, J. W., C184.
 Myers, L. S., Jr., U89.
 Myers, O. E., U298.
 Myers, R. J., T132, T133.
 Myers, W., C184.
 Myers, W. G., B6, B22, B55, B100, B107, B110, B131, B181, B239, B244, U196, BB167.
 Myerson, A. L., S71, U196.
 Myrden, J. A., D9.
- N
- Nachimson, H., H39, J292.
 Nachimson, H. I., I29.
 Nachtrieb, N. H., U171, CC172.
 Nadelhaft, J., C76.
 Nadkarni, M. V., H25, Q781.
 Nadler, N. J., BB83.
 Nadler, S. B., A88, B48, B145, W131, BB114.
 Naeslund, G., E195.
 Naeslund, J., E195, J472.
 Nagasaki, F., G344.
 Nagle, D., X226.
 Nakada, H. I., G376, G401, Q688, Q699.
 Nakao, A., G23, G64, G388, H6, J71, J267, P198, Q320, T54, T118, V76, BB204.
 Nakao, K., J29.
 Nall, D., G522.
 Nance, O. A., T146.
 Narahara, H. T., Q628.
 Nardi, G. L., A91, G57, G58, Q508.
 Nash, H., P150.
 Nash, J. B., H4, H30, H65.
 Nathans, R., Y382, Y383.
 Nathanson, I. T., C155.
 Nauss, S. F., G147.
 Nauta, W. T., K96.
 Nay, J., G13.
 Nay, L. B., Jr., J170.
 Neal, L., D79.
 Neal, W., C12, C13.
 Neal, W. B., Jr., G4, G213, J65.
 Neatrour, R., Q111.
 Nechaj, J. F., A105, X246.
 Neering, J. C., B222, P82.
 Necheles, T. F., E168, Q371.
 Nehemias, J. V., P194, X6, X331, AA10, AA104, AA173, CC32, CC53, CC201.
 Nehls, J. W., T93, U169, V88, W69, X346.
 Neil, C. M., J274.
 Neil, R. H., J181, AA9.
 Nellen, A. H., CC177.
 Neller, J. R., M4, M11, M48.
 Nelson, C. D., G437.
 Nelson, C. M., T8, T9.
 Nelson, J. L., L146.
 Nelson, J. W., X74.
 Nelson, L. B., M62.
 Nelson, L. C., V63.
 Nelson, L. G., Q104.
 Nelson, R. B., B15.
 Nelson, T. S., B240.
 Nemeth, M., B156, B157, C97.
 Nervik, W. E., X231.
 Nesbett, F. B., G367, G369, Q305, Q306, Q427, Q669.
 Nesbitt, L. B., Y155, Y287, Z29.
 Nesh, F., BB262.
 Neslen, E. D., D135, BB155.
 Nester, W. H., Y190, Y191, Y245, Y246, Y249, Y250.
 Nethercot, A. H., Jr., T58.
 Nettleship, A., E16, P19.
 Neu, J. T., T149.
 Neuberger, H. W., Q621.
 Neuendorffer, J. A., X26.
 Neuer, J. J., Y95, Y251.
 Neuman, M. W., G294.
 Neuman, R. E., Q521.
 Neuman, W. F., G294, G408, G409, I6, Q45, Q410, Q455, Q456, BB288.
 Neumann, H. H., C271.
 Nevenzee, S106.
 Neville, O. K., S4, T81, U14, U15, U35.
 Newacheck, R. L., CC85.
 Newburgh, R. W., L79, Q117.
 Newcomb, E. H., N20, Q336.
 Newcomb, E. H., N84, N85, N108, Q241.
 Newell, J. F., A164, AA451.
 Newell, R. R., AA183, AA184, AA186, AA188, AA190, AA191.
 Newerly, K., C54, D20, D44.
 Newman, L. H., Q266, Q504.
 Newmark, P., F87.
 Newton, E. H., CC225.
 Newton, J. W., L19, L36.
 Newton, M. A., Q112, Q325.
 Newton, R. A., B62.
 Nichol, C. A., Q221.
 Nicholas, H. J., Q607, S62.
 Nicholaysen, L. O., BB127.
 Nicholl, W., C224.
 Nichols, C. W., Q575, Q587, Q713.
 Nichols, G. M., CC166.
 Nichols, R. T., Y24, Y299, Y305, Y325, Y338.
 Nickel, J. F., C339, E132.
 Nickell, W. E., X254.
 Nickerson, D. L., BB179.
 Nickerson, J. L., J233.
 Nickerson, M., H22, J32.
 Niday, J. B., Y260.
 Niden, A. H., J114.
 Niederstadt, R. J., CC84.
 Niedner, J. B., X124.
 Nielsen, A. H., T37, T42, Z14.
 Nielsen, E., Z35.
 Nielsen, J. M., U345.
 Nielsen, K. F., M54.
 Nielson, R. F., CC200.
 Nier, A. O., Y132.
 Neiset, R. T., A88, B48, B111, B145, L180, W131, BB114, BB256.
 Nightingale, R. E., T107.
 Nikawitz, E. J., S2.
 Nilsson, G., CC216.
 Nims, I. F., N40.
 Nine, H., Y176.
 Nirenburg, M., K87.

- Nisbet, A. A., B250.
 Nisonoff, A., Q293.
 Nitowsky, H. M., A75.
 Nix, F. C., CC42, CC51, CC61,
 CC109, CC168.
 Nix, M., DD44.
 Nodine, J. H., C56.
 Noel, W. E., B198, B273, BB143.
 Noggle, G. R., M37, R17, R18,
 R19.
 Nolan, C., Q112.
 Nolan, J. F., J181.
 Noland, J. L., G364.
 Noland, W. E., U149.
 Noller, R. M., V29.
 Nomof, N., C16, C344.
 Noonan, T. R., H8.
 Norberg, E., G476, Q767.
 Nordin, P., Q767.
 Nord, F. F., R188.
 Norman, A., X266, X336.
 Norris, L. T., O23, O42.
 Norris, T. H., U2, U101, U180,
 U270, U275, U292, U293, U299,
 U300, U320, W29.
 Norris, W. P., G78, I24, V7, BB39.
 Novak, A., G74.
 Novak, P. J., C256.
 Novelli, G. D., L149, Q62, Q169.
 Novey, T. B., X100, X258.
 Noyes, J. C., X187.
 Noyes, R. M., U114, U116, U134,
 U140.
 Nozaki, N., G396.
 Nickolls, R. G., X160.
 Numerof, P., R51, BB53.
 Nurnberger, C. E., A152, D107.
 Nusbaum, R. E., H50.
 Nutley, M. L., Q628.
 Nutting, L. A., L51, L52, Q260.
 Nyden, S. J., J136.
 Nystrom, R. F., J229, S15, S64,
 S132, U189, V50.
- O**
- Oaks, B. D., U104.
 Oarc, H. C., B108.
 Oberhelman, H. A., Jr., P146.
 Oberle, E. M., P240.
 Oblad, A. G., U44.
 Oborn, E. T., N106.
 O'Brien, J. M., J209, BB38.
 O'Brien, M. C., C393, E152.
 O'Campo, J., Z24.
 Ochoa, S., O8, Q151, R33, R126.
 Ochs, S., G128.
 O'Connor, D., Q879.
 O'Connor, V. J., H82, H83, H84.
 Oda, J., BB260.
 Oda, J. M., C93, E108, E131,
 E179, J298, J332.
 O'Dea, A. E., G326.
 Odeblad, E., C204, P180, Q893,
 BB17, BB82.
 Odell, A. D., S44.
 Odell, R. T., J58, N115.
 Odell, T. T., Jr., J157, J160.
 Odencrantz, F. K., X248.
 Odian, A., X171.
 Oertel, E., DD14.
 Oesper, P., Q268.
 Oestev, Y. T., BB163, BB185.
 Oetjen, R. A., T84, Z25, Z26.
 Oettingen, W. F. V., G38.
 Oettinger, L., Jr., D124.
 Ofner, P., Q158.
 O'Friel, Z., Y147.
 Ogg, R. A., Jr., U163.
 Oginsky, E. L., L30, L124.
 Ohlrogge, A. J., M20, M30.
 O'Kane, D. J., L144.
 Okazaki, A., Y269, Y322, Y323.
 O'Kelley, J. C., N63.
 Okey, R., G110, G174, G347.
 Okita, G., C4, E26.
 Okita, G. T., C193, C227, C265,
 G325, R43.
 Oliver, R., Q631, Q794.
 Oliver, W. F., BB42.
 Olivercrona, H., A113.
 Olivereau, M., J410, J411, J414,
 J417, J418, J422, J426, J427.
 Olmsted, L. W., C365.
 Olney, J. M., D8, D9, D10.
 Olsen, N. S., G511, J404, J405,
 Q482.
 Olsen, S. R., M62, M70, T131.
 Olson, M. E., Q637.
 Olson, P. A., Jr., I39.
 Olson, R., H69.
 Olson, R. E., G244, G245, G246,
 G306, Q106, Q198, Q302, Q303,
 R198.
 Olson, R. H., K17, K73.
 Olynyk, P., G145.
 Omachi, A., G255, G397.
 O'Malley, E. P., BB163, BB185.
 O'Meara, J. P., CC119.
 O'Neill, G. K., X186.
 Orban, E., T114.
 Orchin, M., S5.
 Ordal, E. J., L45.
 Orlin, J. J., W52.
 Orr, L. M., B264.
 Orr, S. R., X268.
 Orr, W. C., Y53.
 Orten, J. M., G212, Q480, BB43.
 Orvis, A. L., W95.
 Osawa, E., C333, J254.
 Osawa, S., Q715.
 Osborn, M. J., G188, G189, G421,
 Q245.
 Osborne, L. S., X188, Y215.
 Osborne, M. P., B67.
 Osborne, R. N., X237.
 Oser, A., Y360, Y365.
 Oser, A. W., Jr., Y237.
 Osgood, E. E., B167, B221, C172,
 C269, C335, D129, BB171.
 O'Shea, C. J., U84.
 Osler, A. G., F88.
 Osteux, R., Q836, Q837.
 Ostwald, R., S54, S95, V29.
 Otken, C. C., J243.
 Ottke, R. C., R177.
 Ottoman, R. E., C210.
 Otvos, J. W., S66, T109, T120,
 U279, U281, BB176, CC185.
 Ouellet, C., O1, O45.
 Ouellet, L., Q258.
 Ousler, A. G., F88.
 Outler, J. C., K84.
 Ovadia, J., Y313, Y337.
 Ovens, J. M., B160.
 Overman, R. R., G171, J7, J20, J26,
 J97, J300, J307, J339, P5.
 Overstreet, R., N60.
 Owen, C. A., Jr., A96, E28, E53.
 Owen, G. E., U79, W27, X220.
 Owen, P. H., W121, W122.
 Owens, R. D., G452, G468, K71.
 Owings, A. F., X359.
 Ozarow, V., X236.
- P**
- Paabo, K., S143.
 Pace, N., D98, E14, E63, E151,
 G195.
 Pachucki, C. F., Z17.
 Pack, D. E., H29.
 Packer, G. L., C123, C319.
 Packham, M. A., R239.
 Packman, E. W., J383.
 Paeye, L. M., Q175.
 Page, I. H., C283, C299, J368.
 Palevsky, H., Y378, Y443.
 Palik, E. D., Z7.
 Palm, L., L15.
 Palmer, W. G., A128.
 Pan, S. C., R51.
 Pankin, D., G123.
 Pannell, J. H., B84.
 Pappas, P., F67.
 Papper, S., B42.
 Pake, G. E., Y284.
 Park, H. D., P242.
 Parker, G. W., T9, Y198.
 Parker, L. W., Y157.
 Parker, M. W., R65.
 Parker, R. P., H23.

- Parkinson, J. D., Jr., I38, W13, BB78, BB79.
 Parkinson, W. C., Y9.
 Parks, G. H., B126.
 Parks, J. R., X268.
 Parmeter, J. R., N96.
 Parmley, T. J., CC208.
 Parnell, J. P., P261.
 Parr, W., W139.
 Parravano, G., U85.
 Parrott, M. W., D154, H94, J449.
 Parry, R. W., U100.
 Parson, W., A109, B73.
 Parsons, M. A., Q571.
 Parsons, R. J., C18, C22, C25, C38, C244, C366, D7, E11, E96, E122, E123.
 Partenope, E. A., D144.
 Partridge, C. W. H., Q724.
 Partridge, R., H23.
 Paschkis, K. E., A158, G243, J69, J70, J127, J138, J142, J327, J329, J335, J398, J400, Q50, Q415, Q416, Q626, Q641, Q768, Q815.
 Paskin, A., Y111.
 Passman, S., X204.
 Passonneau, J. V., DD3.
 Pate, B. D., T22.
 Patrick, H., K30, K36, K60, K83, K86, Q55.
 Patrick, W. N., V36, V37.
 Patterson, C. C., BB190.
 Patterson, W. A., C373.
 Patton, H. S., P1.
 Patton, S., Q197.
 Patwardhan, M. V., Q311.
 Paulson, P. F., D130.
 Paul, W. D., S57.
 Pavlovsky, A., B163.
 Payne, A., E136, P47.
 Payne, A. H., G103, G104, R152.
 Payne, J. H., CC210.
 Payne, L. D., G490.
 Payne, W., P68, R152, X36, Y124.
 Payne, W. B., X132, X267, X312.
 Payne, W. H., U267.
 Paysinger, J. R., P67, Q796.
 Pazur, J. H., L118, Q11, Q767, Q786.
 Peabody, R. A., Q12, Q196.
 Peacock, C. L., Y237, Y360, Y365.
 Peacock, W. C., B72, B176, B204, B228, C69, C74, D61, D62, D156, E29, G107, H16, H77, BB262.
 Peanasky, R., G486.
 Pearce, G. W., I23, S75, S92, S113, S139.
 Pearlman, M. R. J., D45.
 Pearlman, W. H., D45.
 Pearson, H. E., F51, F60, F85, F86, L29, L137, Q77, Q82, Q130, R169.
 Pearson, I. A., L127.
 Pearson, O. H., C279, C289, C331, C367, G116.
 Pearson, P. B., G86, G411, K35, K55, K57, K92, P9, Q803.
 Pearson, R. W., M68.
 Pease, R. L., Y34.
 Peck, H., A41.
 Peck, H. D., Jr., L60, L61.
 Peck, R. A., Jr., X323.
 Pederson, E. S., B136
 Peech, M., M14.
 Peek, R. C., Jr., U104.
 Peiffer, V. G., P11.
 Peineke, E. P., 780.
 Pellegrini, J. P., Jr., R59.
 Pendergast, J., G187, G303.
 Pendleton, R. C., G403.
 Penneman, R. A., T34.
 Pennoyer, M. M., D16.
 Penshansky, S. J., B180.
 Peppard, D. F., U217.
 Pepper, E. M., W101.
 Percival, G. P., K70.
 Perez-Mendez, V., Y23, Y27, Y28.
 Perczek, L., C56.
 Perinetti, H., A50.
 Perkins, J. F., Y161.
 Perkinson, J. D., Jr., E46, H9, H20, H30, H46, H62, I38, J266, P43, Q503, Q577, U170, W13, BB78, BB79.
 Perley, A. M., B171, D16, D43.
 Perlin, A. S., U200.
 Perlman, I., Y425.
 Perlman, M., U55.
 Perlman, M. L., Y231, Y330, BB146.
 Perlmutter, M., A15, A48, C36, E98.
 Perloff, W. H., A22, A39, A151, A156, C56.
 Perri, G. C., J325, BB132.
 Perrin, P. N., W140.
 Perry, A. M., X186.
 Perry, H. M., Jr., C191.
 Perry, J. E., Y466.
 Perry, M. F. C., L121.
 Perry, R., Jr., U177.
 Perry, T. W., K62.
 Perry, W. F., C106.
 Person, W. B., T43.
 Pescatore, J. J., S17, CC72.
 Pesek, J. T., Jr., M71, M76.
 Pessotti, R. L., I49.
 Petenyi, C. W., F33.
 Peterjohn, H. R., L106.
 Petermann, M. L., C30, C148, Q140, Q393, Q471.
 Peters, J. H., G230, H68, Q10, V26.
 Peters, T., D168, Q714.
 Peters, T., Jr., Q165.
 Petersen, J. W., Q862.
 Petersen, O., B188.
 Peterson, C. F., G404.
 Peterson, D. C., X285, AA71.
 Peterson, D. W., G2.
 Peterson, E. M., G510.
 Peterson, E. A., Q54, Q516, Q605, Q753, S103, S115, BB133.
 Peterson, J. C., C116.
 Peterson, J. H., Q107, S102, U237, CC65, CC166.
 Peterson, R. E., A80, C153, C210, C321, C326, J266, T86, Y430.
 Peterson, R. E., Q563.
 Peterson, R. H., P184.
 Peterson, S. W., Q432.
 Peterson, W. E., K56.
 Petit, D. W., A26, A107, B185, C205.
 Petrakis, N. L., C126.
 Petree, B., Y291, Y320, Y357.
 Petry, R. C., V40.
 Pettinga, C. W., Q246.
 Peyser, P., R292.
 Peyton, W. T., A11, A64, A86, A90.
 Phares, E. F., L109, Q87, Q181, Q450, R30, R104, R208, R231, T15, U245.
 Phillips, C. E., G251.
 Phillips, D. D., X18.
 Phillips, G. C., X2, X23, X317, Y273.
 Phillips, J. A., X65.
 Phillips, J. M., A42, A110.
 Phillips, M. D., CC175.
 Phillips, W. D., S9.
 Phipps, T. E., Jr., Y61, Y202.
 Pickering, D. E., G168, G169, G170, J423, J451, J452.
 Pidd, R. W., X101.
 Pieper, G. F., Y185.
 Pieper, G. R., H55.
 Pierce, F. T., J360, Q571.
 Pierog, S., L158.
 Pietro, A. S., D101, Q458, R252.
 Pihl, A., A140, D89.
 Pilgeram, L. O., G226, G518, Q772.
 Pilgrim, A. F., K27, K39.
 Pimentel, G. C., T39, T43, T119, T124.
 Pinajian, J. J., U152, BB265.
 Pincus, G., P256, Q712, Q819, Q822, Q827, Q828, Q830, Q833, R280.

- Pine, L., 115, L169.
 Pingel, J. H., CC188.
 Pinson, E. A., D112.
 Pinto, H. B., G69, J301.
 Pipkin, F. M., X34, Y211.
 Pircio, A., R45.
 Pitkanen, P. H., Y30.
 Pittinger, C. B., C264, C376, H88.
 Pitt-Rivers, R. V., Q865, Q870,
 Q879, Q888, Q892.
 Pitts, J. W., CC141.
 Pizzolato, P., H59.
 Placak, O. R., AA27, AA59, AA152.
 Plager, J. E., D66, R256.
 Plain, G. J., X248, Y30, Y410.
 Plassmann, E., X137.
 Plaut, G. W. E., G346, Q42, Q337,
 R63, R72, R121, R192, R320.
 Plaut, K. A., Q337.
 Plazin, J., V9.
 Plentl, A. A., C52, C235, C303,
 C374, D105, D135, BB155.
 Plescica, A. M., G267, G386, I19.
 Pletcher, D. W., X76.
 Plosscowe, R. P., BB301.
 Plotnikoff, N., H17.
 Plotnikoff, N. P., D151, I47.
 Plotz, J. E., C372.
 Plumb, R. C., CC2.
 Plumlee, M. P., G82, G467, J13,
 K2, K22, K31, K40, K62, BB98.
 Plyler, E. K., T104, T105, X32.
 Plzak, L., J29.
 Pobereskin, M., CC49, CC145.
 Pobirs, F. W., B134.
 Pochin, E. C., C79.
 Pochin, E. E., C66, C114, C132,
 C143, D23.
 Podgurski, H. H., U138.
 Podoliak, H. A., G3.
 Podolsky, R. J., L81.
 Pohm, A. V., Y20, Y24.
 Polestra, F. M., U229.
 Pollard, E., L25, L26, P112, U87,
 V18.
 Pollard, W. G., X232.
 Pollycove, M., C234, C370, C397,
 C409, W152.
 Polo, S. R., T40.
 Polonouski, M., C379.
 Pomerat, C. M., P128.
 Pomeroy, L. R., G432, G434.
 Ponder, E., Q65.
 Ponder, R. V., Q65.
 Pontarelli, D. A., T94.
 Pontecorvo, L., Q359, U161.
 Pool, M. L., X177, X213, Y3, Y15,
 Y35, Y71, Y95, Y239, Y251,
 Y252, Y254, Y261, Y290.
 Popjak, G., Q37, Q461, R26, R150.
 Poppel, H. F., C367.
 Porporis, A. A., C175, J355.
 Port, S., C18, C22, C244, C366,
 E82, E123, E164.
 Porter, F. T., W77, Y294, Y336,
 Y339, Y358, Y395.
 Porter, G. B., U330.
 Porter, J. W., L56, N1, N25,
 P220, P228, R168.
 Portis, A. M., Y85.
 Portman, O. W., F67, J18, J146.
 Portmann, V. V., B51.
 Posener, D. W., T59, Z5.
 Posey, F. A., U127.
 Post, B., U52.
 Post, J., C267, D20, D106.
 Potter, R. M., X83.
 Potter, V. R., C304, G17, G18, G19,
 G166, G392, G410, Q323, Q324,
 Q540, BB251.
 Potts, A. M., B70, J359.
 Poulson, D. F., J364, Q694, DD22,
 DD42, DD43.
 Pound, G. M., BB225, CC130.
 Poutasse, E., D6.
 Powell, C. C., AA100, AA143,
 AA157.
 Powell, J. E., T55.
 Power, M. H., A99, C80, D22, E28,
 E53, S46, V8.
 Powers, E. L., P190.
 Powers, R. A., U227.
 Powers, S. R., W101, BB194.
 Powsner, H., W136.
 Powsner, H. J., AA166.
 Prager, J., S90.
 Pranker, T. A. J., C1, D162,
 G316, Q864.
 Pratt, M., C233.
 Pratt, P. F., M54, M64.
 Pratt, W. W., X19, X92, Y232.
 Praytor, E. H., P186.
 Preiss, J., D161.
 Premer, M. L., G356, H64.
 Prentice, R. J., B266.
 Prentice, T. C., B40, C38, C334,
 C366, E96.
 Prescott, D. M., J188, Q690.
 Pressman, D., E143, F29, F35, F36,
 F37, F38, F44, F45, F53, F55,
 F56, F57, F58, F59, F61, F63,
 F80, F82, F83, F89, F90, F91,
 X332.
 Preston, W. M., Y110, Y262, Y266.
 Prestwich, G. D., X31.
 Prestwood, R. J., Y270.
 Preuss, L. E., C160, C163, C400,
 W84, W124, W130, W511, X241,
 BB13, BB70, BB235, BB238,
 BB253, BB298, BB299, BB302,
 BB304.
 Price, C. C., U188.
 Price, H. C., Jr., Y22, Y114.
 Price, H. L., J467.
 Price, L., AA51.
 Price, T. D., Q208, AA145, AA162,
 BB168.
 Pricer, W. E., Jr., Q145, Q599,
 Q600, R120.
 Primakoff, H., X220.
 Prince, A. B., M26.
 Pritchard, W., E24, E58.
 Pritchard, W. H., C47, C51, C196,
 C197, E21.
 Proctor, B. E., P173, P209, P240,
 U47, CC58, CC 86, CC114.
 Proctor, W. G., Y195.
 Promislow, A. L., V50, V51, V70.
 Prosser, H. C., BB146.
 Provost, M. W., DD16.
 Prowse, D. J., X129.
 Prudden, J. F., Q310.
 Pruitt, J. S., X91, X170.
 Prusoff, W. H., A79, E92, R255.
 Puck, T., A75, L53, L54, L136,
 L221, L222, L223.
 Puestow, R. C., C20, C78.
 Pugh, A. E., A108.
 Pullin, A. D. E., T150.
 Puntriano, G., J95.
 Purdom, E. G., J275, BB99.
 Putman, E. W., O41, Q451, R212,
 R215, BB55.
 Putman, F. W., L14, L15, Q33,
 Q35, Q367.
 Putman, J. L., CC189.
- ### Q
- Quackenbush, F. W., Q741.
 Qualls, G., J212, J213.
 Quayle, J. R., Q144.
 Quilter, A. R. J., R279.
 Quimby, E. H., A148, A149, B146,
 P158, AA14, AA49.
 Quimby, O. T., T24, T151.
 Quinn, J., Y360, Y365.
 Quinn, J. F., Y237.
 Quinton, A., CC197.
 Quinty, G. H., T143, T144.
- ### R
- Raaen, V. F., T68, U45, U46, U60,
 U218, V21.
 Rabideau, G. S., N12.
 Rabinovitch, B. S., T150, T152,
 T154, U208, U348, AA73.
 Rabinovitz, M., Q637, R165.
 Rabinowitz, J. C., L164, Q249.
 Rabinowitz, J., R273.
 Rabinowitz, J. L., R29, R60, R319.
 Raboy, S., Y352, Y415.
 Rabwin, M. H., B252.

- Racah, G., Y283.
 Rachele, J. R., G517, Q257, R203, R251, U295, BB258.
 Racker, E., Q194, Q340.
 Racusen, D. W., N23, N33, N95, O17, O40, Q608, Q695.
 Radeleff, R. D., DD34.
 Radin, N. S., Q153, Q738.
 Rafelson, M., Q849.
 Rafelson, M. E., F85, F86.
 Rafelson, M. E., Jr., F51, I29, L137, Q77, Q82, Q130.
 Raffauf, R. F., R88, U28.
 Raiman, R. J., B240.
 Rakoff, A. E., D45.
 Rall, J. E., A137, A139, B10, B72, B203, B204, B205, B211, B228, B268, C30, C68, C69, C74, C148, C232, C318, C330, C367, C368, D22, E161, H41, J78, P135, Q140, Q439, Q471, V8,
 Rall, W., X329.
 Rakston, N. P., K38, K43, K58, K82.
 Rambach, W. A., C355, J379, Q115.
 Ramsey, N. F., Y61, Y82, Y201, Y202, Y218, Y296, Y297, Z30.
 Rand, C. G., I13.
 Randall, B. F., J89.
 Randall, R. V., J74, J75.
 Rank, D. H., Z34.
 Rankin, D., X81.
 Rankin, M., AA189.
 Ranney, H. M., F1, F62.
 Ranney, R. E., G355, J198.
 Ranson, S. L., L65, L101.
 Rao, K. P., G440.
 Rapaport, S. I., J135, J261.
 Rapoport, H., S40, S43.
 Rapp, B., C274, I12.
 Rapp, H. J., F79.
 Rappaport, P., X89, X161.
 Rappoport, D. A., L33, L155, S42.
 Rapport, R. L., A54.
 Rasetti, F., X59, X252, Y44, Y243.
 Rashkoff, I. A., C21, E82, AA66.
 Rasmussen, J. O., Jr., Y5, Y177, Y424.
 Rasmussen, T., P216.
 Rath, C. E., D125.
 Rathkamp, W. R., T110.
 Rausa, G. J., X106.
 Ravdin, I. S., B14.
 Ravdin, R. G., Q146.
 Ravel, J. M., Q404, R142.
 Ravie, H. A., E163.
 Rawi, I. E., J5, J133.
 Rawson, R. W., A139, B10, B72, B176, B204, B205, B211, B228, B268, C68, C74, C152, C159, C318, C330, C367, C368, D71, E80, E161, G127, G460, H41, I11, I36, J27, J78, J90, J104, J164, J348, P135, AA123.
 Ray, B. S., A61.
 Ray, C. T., C31, C81, C108, C200, E6, E13, E90.
 Ray, F. E., H44, S137.
 Rayford, C. R., Q675.
 Read, R. C., E112.
 Reale, A., A157.
 Reardon, W. A., W45.
 Reas, W. H., T121.
 Reavis, J. C., E110.
 Recant, L., C209.
 Reckseidler, A. L., Y324.
 Reder, M. C., V53.
 Rediske, J. H., N4, N6, N114, CC149.
 Redmond, R. F., R310.
 Redo, S. F., C230.
 Reed, C. W., W34, W129.
 Reed, G. B., G437, BB297.
 Rees, R. M., C237.
 Reeve, E. B., J38, J40, J92, J233, J277.
 Regan, C. M., S52, U302, U304.
 Regener, V. H., Y42.
 Regier, R. B., U260.
 Regnier, G., X74.
 Rehbock, D. J., C10.
 Reichard, P., Q851, Q889.
 Reichenthal, J., G83.
 Reid, A. F., A83, C282, D42, D116, D133, D138, F20, J31, J191, J315, J319, W16, W22, W44, W81, W82, BB58.
 Reid, D. E., C34.
 Reid, J. A., U278.
 Reid, J. C., G527, H18, R271.
 Reid, M. R., O37, O57.
 Reif, A. E., C304.
 Reiffel, L., V77, X202.
 Reilly, H. C., R145.
 Reilly, W. A., A100, A126, C29, C32, C105, C231, C240, C242, C243, E31, BB152, BB259.
 Reimer, C. C., V64.
 Reiner, J. M., Q445, Q446.
 Reinhard, E. H., B223.
 Reinhard, J. J., Jr., A95.
 Reinhardt, W. O., D113, G28, G33, G122, G194, G308, G311, G450, G466, G508, J24, Q356, Q723.
 Reinhart, J. H., N30.
 Reinsch, A. J., X284.
 Reio, L., L2, L211, L212, L213, L214, L215, L216, Q867, Q868, BB290.
 Reiser, R., G51, G351, Q251, Q887.
 Reiss, J. M., A71, C189, E55.
 Reiss, M., A71, C189, E55.
 Reiss, O., Q313.
 Reithel, F. J., Q183, R183.
 Reitz, H. C., L187, S67.
 Reitz, L., P79.
 Reller, H. H., F12, F41.
 Relman, A. S., C11, D60, D63, E133.
 Remley, M. E., X322, X340, Y377.
 Renard, G. A., Y307.
 Renkin, E. M., J189.
 Rennick, B., G357.
 Rennie, D. A., M73.
 Renold, A. E., G367, G369, G455, G469, Q32, Q305.
 Repplinger, E., G343, J56, J258, Q125.
 Resnick, I., X27.
 Resnick, R., X244.
 Ressler, C., R203, R251.
 Reveno, W. S., AA17.
 Reynafarje, C., D137, E169.
 Reynard, A. M., Q801.
 Reynell, P. C., E124.
 Reynolds, C. A., Y155, Y156, Y287, Z29.
 Reynolds, H. K., X96, X239.
 Reynolds, J. H., Y418.
 Reynolds, L., A17, A30.
 Reynolds, S. A., W66.
 Rhett, V., U57.
 Rhines, F. N., BB239.
 Rhoades, E. L., E127, F73.
 Rhodes, K. B., Y89.
 Rhodes, L., B116.
 Rhoten, M. L., CC175.
 Ribe, F. L., X194, X270, X320, X351, X352, X353, Y113.
 Ribinson, A. C., DD22.
 Rice, C. N., Q246.
 Rice, F. O., U230, U312.
 Rice, L. I., R197.
 Rice, W. E., V66.
 Rich, R. L., U239.
 Richards, E. E., B51.
 Richards, H. T., X209, X292, Y223.
 Richards, R. K., G286, H45, J109, J304.
 Richardson, A. D., C359.
 Richardson, J. E., B34, X234, X308.
 Richardson, R. L., U225.
 Richings, H. J., X117.
 Richmond, J. C., CC141.
 Richmond, J. E., P70, Q377, Q391, Q855, Q883, R226, R277.
 Richter, R., Q298.
 Rickard, J. A., Y375, Y376.
 Rickards, J. C., G384, S36, V30.
 Ridenour, G. M., L141, CC14, CC34, CC191.

- Ridgway, S. L., X33, Y45.
 Riebel, F. A., X3, X77.
 Rieber, C. W., B61.
 Rieder, S. V., R31.
 Riegel, B., S82.
 Riegel, C., A55.
 Riegel, I. L., Q185, Q186.
 Rieke, H. S., S61.
 Rieman, W., III, U199.
 Riera, A., M1.
 Riesebos, P. C., U1.
 Riess, K., N55.
 Rietz, L., P189.
 Rifkin, E. B., T11.
 Rigdon, R. H., J18, J146.
 Riggs, D. S., A50, C209.
 Riker, A. J., N89, N99, N100.
 Ring, H., Z52.
 Ringertz, N., Q434, Q893.
 Rings, R. W., DD21, DD36.
 Ripley, S. H., Q321.
 Ririe, D., M17, M22.
 Riser, W. H., Jr., E76.
 Risser, J. R., W75, W132, X23, X259, X299, BB178, BB208.
 Ritchie, A. B., BB104.
 Rittenberg, D., C302, D101, G496, L186, Q166, Q214, Q271, Q294, Q297, Q359, Q685, Q696, Q709, Q738, Q769, R227, R252, U161, U265, AA162.
 Rivero-Fontan, J., J127, J138, J329, Q626.
 Roan, C. L., DD38.
 Robb, L. L. U40.
 Robbins, J., A139, B10, B205, B211, C68, C148, C232, C297, C318, C330, C367, C368, H41, P135, Q140, Q393, Q439, Q470, Q471.
 Robbins, G. P., J306.
 Robbins, M. C., A83, F20, W82, BB58.
 Robbins, R., B224, B248, C258, P223, P251, Q113.
 Robert, T., K62.
 Roberts, A., M18, X52.
 Roberts, A. M., S110, S125.
 Roberts, B. M., P64.
 Roberts, D., Q155, Q156, Q779, R306.
 Roberts, E., Q525.
 Roberts, I. Z., L189, L208.
 Roberts, J., J215.
 Roberts, J. D., S52, T14, U113, U141, U148, U153, U191, U192, U301, U302, U304, U331, U336, U337, U338, U347.
 Roberts, J. H., X153.
 Roberts, L. D., X130.
 Roberts, R. B., L166, L180, L188, L190, R117, R284.
 Roberts, S., E148, E174, G173, G184, G185, H53, Q638.
 Robertson, J. S., B80, C214, H76, J194, W79, BB138, BB294.
 Robertson, O. H., V62.
 Robertson, R. L., CC11.
 Robertson, W. K., M12, M20, M48, M60.
 Robinson, B. L., X8, X195, Y41, Y328.
 Robinson, C., A69.
 Robinson, C. S., G5, G449, R110.
 Robinson, C. V., E173, U198, V43, W71.
 Robinson, E. S., X83.
 Robinson, J. D., V32.
 Robinson, J. E., Y76, Y342.
 Robinson, R. R., K15.
 Robinson, W. G., R327.
 Robinson, W. H., X339.
 Robinson, W. O., C257.
 Robson, M. J., G70.
 Roby, C. C., C34.
 Roby, T. O., Q107.
 Roche, J., G414, K34, K37.
 Roche, M., C278, C324.
 Rockland, L. B., BB3
 Rodda, H. J., K39.
 Rodeback, G. W., Y421.
 Rodgers, A., Q30.
 Rodgers, C. E., E63.
 Rodnan, G. P., Q663.
 Rodriguez-Soto, J., B77.
 Rodwell, V. W., G399.
 Roe, A., S120, S129, T45, U95, U289, U290, V34.
 Roe, C. P., U4.
 Roecker, J. H., CC72.
 Rogers, A., Q30.
 Rogers, A. J., CC98.
 Rogers, B., X140.
 Rogers, E. B., W60.
 Rogers, F. T., Jr., Y30, Y410, Z9, Z21.
 Rogers, G. R., J65.
 Rogers, H., BB229.
 Rogers, L. B., T30, U51.
 Rogers, M., X248.
 Rogers, R. N., M39, M66, M67.
 Rogosa, G. L., Y171.
 Rohan, J., N125.
 Rohdenburg, E. L., Q188.
 Rohn, R. J., B181.
 Roholt, O. A., L134.
 Roholt, O. A., Jr., R337.
 Rohrer, R. H., C199.
 Roll, P. M., G283, Q204, Q537, Q630, Q681.
 Rollefson, G. K., V107.
 Rollman, H., A107.
 Romney, E. M., M16, M21, BB27.
 Ronzio, A. R., S6, S19, S20, S21, S22, S23, S81.
 Rooney, C. S., T6
 Root, S. W., B38, B68, B69, B78, C10, C41, C195, C270, E27, P234.
 Root, W. S., J231.
 Ropp, G. A., T68, T81, U35, U45, U46, U60, U218, V21.
 Rorem, E. S., L201.
 Rosa, R. J. D., Q886, R24, V21.
 Rose, A. S., C354, C378, E189.
 Rose, D., Y398, Y400.
 Rose, D. K., C175.
 Rose, G., W23.
 Rose, H. M., F33.
 Rose, I. A., Q369, Q405, R149.
 Rose, J. E., CC188.
 Rose, M. E., Y6.
 Rose, R. G., B67, P142.
 Rose, W. B., Y356.
 Rose, W. C., Q817.
 Roseborough, W. D., Y262.
 Roseman, S., R40, R41, R42, R313, R315, R316, R325.
 Rosen, F. D., W1.
 Rosen, L., X18, X82, X83, X85, X154, Y146, Y450, Y451, Y455.
 Rosenbaum, P. J., E191.
 Rosenberg, H., Q230.
 Rosenberg, H. R., Q188.
 Rosenberg, J. L., O5, O12.
 Rosenberg, M., D163.
 Rosenberg, S., G91, P212.
 Rosenblum, C., J177, Q89, Q212, Q327, R98, S36, U69, V28, V30.
 Rosenblum, I., B17, B85.
 Rosenfeld, G., P256, Q830, Q833.
 Rosenfeld, I., G55, G68, J284.
 Rosenfeld, M. H., B134.
 Rosenfeld, R. R., C317, D61, D62, D109, D127.
 Rosenfeld, R. S., Q256, Q484, Q750, Q785, R70, R95.
 Rosengren, J. W., Y59.
 Rosenman, R. H., Q727.
 Rosenkrantz, H., R240.
 Rosenkrantz, J. A., A35.
 Rosenlof, R. C., E22.
 Rosenthal, D. J., W103.
 Rosenthal, L., J416.
 Rosenwasser, H., X71, X210, X211, X212, X213, X214, X215, X216, X217, X218, X219, X220, X221, X222, X223, X224, X225, X226, X227, X228, X229, X230, X231, X232, X233, X234, X235, X236, X237, X238, X239, X240, X241, X242, X243, X244, X245, X246, X247, X248, X249, X250, X251, X252, X253, X254, X255, X256, X257, X258, X259, X260, X261, X262, X263, X264, X265, X266, X267, X268, X269, X270, X271, X272, X273, X274, X275, X276, X277, X278, X279, X280, X281, X282, X283, X284, X285, X286, X287, X288, X289, X290, X291, X292, X293, X294, X295, X296, X297, X298, X299, X300, X301, X302, X303, X304, X305, X306, X307, X308, X309, X310, X311, X312, X313, X314, X315, X316, X317, X318, X319, X320, X321, X322, X323, X324, X325, X326, X327, X328, X329, X330, X331, X332, X333, X334, X335, X336, X337, X338, X339, X340, X341, X342, X343, X344, X345, X346, X347, X348, X349, X350, X351, X352, X353, X354, X355, X356, X357, X358, X359, X360, X361, X362, X363, X364, X365, X366, X367, X368, X369, X370, X371, X372, X373, X374, X375, X376, X377, X378, X379, X380, X381, X382, X383, X384, X385, X386, X387, X388, X389, X390, X391, X392, X393, X394, X395, X396, X397, X398, X399, X400, X401, X402, X403, X404, X405, X406, X407, X408, X409, X410, X411, X412, X413, X414, X415, X416, X417, X418, X419, X420, X421, X422, X423, X424, X425, X426, X427, X428, X429, X430, X431, X432, X433, X434, X435, X436, X437, X438, X439, X440, X441, X442, X443, X444, X445, X446, X447, X448, X449, X450, X451, X452, X453, X454, X455, X456, X457, X458, X459, X460, X461, X462, X463, X464, X465, X466, X467, X468, X469, X470, X471, X472, X473, X474, X475, X476, X477, X478, X479, X480, X481, X482, X483, X484, X485, X486, X487, X488, X489, X490, X491, X492, X493, X494, X495, X496, X497, X498, X499, X500, X501, X502, X503, X504, X505, X506, X507, X508, X509, X510, X511, X512, X513, X514, X515, X516, X517, X518, X519, X520, X521, X522, X523, X524, X525, X526, X527, X528, X529, X530, X531, X532, X533, X534, X535, X536, X537, X538, X539, X540, X541, X542, X543, X544, X545, X546, X547, X548, X549, X550, X551, X552, X553, X554, X555, X556, X557, X558, X559, X560, X561, X562, X563, X564, X565, X566, X567, X568, X569, X570, X571, X572, X573, X574, X575, X576, X577, X578, X579, X580, X581, X582, X583, X584, X585, X586, X587, X588, X589, X590, X591, X592, X593, X594, X595, X596, X597, X598, X599, X600, X601, X602, X603, X604, X605, X606, X607, X608, X609, X610, X611, X612, X613, X614, X615, X616, X617, X618, X619, X620, X621, X622, X623, X624, X625, X626, X627, X628, X629, X630, X631, X632, X633, X634, X635, X636, X637, X638, X639, X640, X641, X642, X643, X644, X645, X646, X647, X648, X649, X650, X651, X652, X653, X654, X655, X656, X657, X658, X659, X660, X661, X662, X663, X664, X665, X666, X667, X668, X669, X670, X671, X672, X673, X674, X675, X676, X677, X678, X679, X680, X681, X682, X683, X684, X685, X686, X687, X688, X689, X690, X691, X692, X693, X694, X695, X696, X697, X698, X699, X700, X701, X702, X703, X704, X705, X706, X707, X708, X709, X710, X711, X712, X713, X714, X715, X716, X717, X718, X719, X720, X721, X722, X723, X724, X725, X726, X727, X728, X729, X730, X731, X732, X733, X734, X735, X736, X737, X738, X739, X740, X741, X742, X743, X744, X745, X746, X747, X748, X749, X750, X751, X752, X753, X754, X755, X756, X757, X758, X759, X760, X761, X762, X763, X764, X765, X766, X767, X768, X769, X770, X771, X772, X773, X774, X775, X776, X777, X778, X779, X780, X781, X782, X783, X784, X785, X786, X787, X788, X789, X790, X791, X792, X793, X794, X795, X796, X797, X798, X799, X800, X801, X802, X803, X804, X805, X806, X807, X808, X809, X810, X811, X812, X813, X814, X815, X816, X817, X818, X819, X820, X821, X822, X823, X824, X825, X826, X827, X828, X829, X830, X831, X832, X833, X834, X835, X836, X837, X838, X839, X840, X841, X842, X843, X844, X845, X846, X847, X848, X849, X850, X851, X852, X853, X854, X855, X856, X857, X858, X859, X860, X861, X862, X863, X864, X865, X866, X867, X868, X869, X870, X871, X872, X873, X874, X875, X876, X877, X878, X879, X880, X881, X882, X883, X884, X885, X886, X887, X888, X889, X890, X891, X892, X893, X894, X895, X896, X897, X898, X899, X900, X901, X902, X903, X904, X905, X906, X907, X908, X909, X910, X911, X912, X913, X914, X915, X916, X917, X918, X919, X920, X921, X922, X923, X924, X925, X926, X927, X928, X929, X930, X931, X932, X933, X934, X935, X936, X937, X938, X939, X940, X941, X942, X943, X944, X945, X946, X947, X948, X949, X950, X951, X952, X953, X954, X955, X956, X957, X958, X959, X960, X961, X962, X963, X964, X965, X966, X967, X968, X969, X970, X971, X972, X973, X974, X975, X976, X977, X978, X979, X980, X981, X982, X983, X984, X985, X986, X987, X988, X989, X990, X991, X992, X993, X994, X995, X996, X997, X998, X999, X1000, Y1, Y2, Y3, Y4, Y5, Y6, Y7, Y8, Y9, Y10, Y11, Y12, Y13, Y14, Y15, Y16, Y17, Y18, Y19, Y20, Y21, Y22, Y23, Y24, Y25, Y26, Y27, Y28, Y29, Y30, Y31, Y32, Y33, Y34, Y35, Y36, Y37, Y38, Y39, Y40, Y41, Y42, Y43, Y44, Y45, Y46, Y47, Y48, Y49, Y50, Y51, Y52, Y53, Y54, Y55, Y56, Y57, Y58, Y59, Y60, Y61, Y62, Y63, Y64, Y65, Y66, Y67, Y68, Y69, Y70, Y71, Y72, Y73, Y74, Y75, Y76, Y77, Y78, Y79, Y80, Y81, Y82, Y83, Y84, Y85, Y86, Y87, Y88, Y89, Y90, Y91, Y92, Y93, Y94, Y95, Y96, Y97, Y98, Y99, Y100, Z1, Z2, Z3, Z4, Z5, Z6, Z7, Z8, Z9, Z10, Z11, Z12, Z13, Z14, Z15, Z16, Z17, Z18, Z19, Z20, Z21, Z22, Z23, Z24, Z25, Z26, Z27, Z28, Z29, Z30, Z31, Z32, Z33, Z34, Z35, Z36, Z37, Z38, Z39, Z40, Z41, Z42, Z43, Z44, Z45, Z46, Z47, Z48, Z49, Z50, Z51, Z52, Z53, Z54, Z55, Z56, Z57, Z58, Z59, Z60, Z61, Z62, Z63, Z64, Z65, Z66, Z67, Z68, Z69, Z70, Z71, Z72, Z73, Z74, Z75, Z76, Z77, Z78, Z79, Z80, Z81, Z82, Z83, Z84, Z85, Z86, Z87, Z88, Z89, Z90, Z91, Z92, Z93, Z94, Z95, Z96, Z97, Z98, Z99, Z100.

- Ross, R. S., J467.
 Rossi, H. H., P208, W9, W101, AA88, AA90, AA114, AA164, BB194, BB240.
 Rossier, P. H., B81.
 Rossiter, R. J., Q206, R163.
 Rostenbach, R. E., AA89.
 Roswit, B., A21, A35, A136, B82, B161, C35, E7, E42.
 Rotblat, J. X129.
 Roth, A. R., I4, DD19, DD25, DD31.
 Roth, J. L. A., D59.
 Roth, J. S., G393, J130, P65, Q387, Q388.
 Roth, L., L77.
 Roth, L. J., C63, C386, G54, G277, I2, L220.
 Rothchild, L., Q682.
 Rotenberg, M. A., G340.
 Rothfels, K. H., P170.
 Rothschild, S., S12, S76, S79.
 Rothschild, W. G., V46.
 Rothstein, A., G345.
 Rothstein, M., G193, G253, G258, G264, Q80, Q265, S26, S59.
 Rott, W. S., BB179.
 Rottenberg, M., J455, J457, S143.
 Rounds, D. E., H50.
 Rouser, G., J49, V44, V84.
 Routh, J. I., S57.
 Rowlands, E. N., C178.
 Rowles, D. F., C18, C244.
 Roy, S. C., R345.
 Royce, R., C175.
 Rubenstein, J. H., B152.
 Rubin, B. A., L43, L121, P141.
 Rubin, B. L., Q29.
 Rubin, M. I., G72.
 Rubin, S., U300.
 Rubins, E. J., M27.
 Rubinson, A. C., L122, DD43.
 Rubinson, W., W24, Y368.
 Ruch, J. W., Y17.
 Ruder, R. C., CC99, CC176.
 Ruderman, I. W., W53.
 Rudney, H., Q315, Q507, R258, R259, R264.
 Rudolph, G. G., J312, J404, J405, Q482, Q544, Q787.
 Ruegamer, W. R., E59, J328, Q736.
 Rueger, L. J., X160.
 Ruff, R. L., AA120.
 Rugh, R., P66, P111, P132, P155, P157, P185, P201, P233.
 Rule, J. H., B53, B54.
 Rulfs, C. L., T64, T137.
 Rumsey, E. W., C361.
 Rundle, R. E., T140, U36.
 Runge, R. J., X80.
 Rupp, A. F., AA34, AA52.
 Rusch, H. P., G509.
 Rusehe, C., B265, B266.
 Rushton, J. G., A60.
 Russ, C., J21, J91, J149.
 Russell, C. S., R7.
 Russell, E. R., J23.
 Russell, K. P., C14.
 Russell, L. A., U238.
 Russell, P. J., Jr., D119, Q199.
 Rust, J. H., K21, K24, K88, P18, P40, P58, P67, P88, P122, P123, P139, P181, P203, P205, P226, P227, P229, P236, P245, P247, P250, P255, AA76, AA97, AA119, AA176, AA177.
 Rutenberg, A. C., U73, U157.
 Rutledge, R. L., BB203.
 Rutman, J., Q835.
 Rutman, R. J., G162, G243, Q50, Q238, Q415, Q416, Q768, Q815, Q835.
 Ryan, E. B., D133, F20, J191.
 Ryan, M. A., G153.
 Ryder, C. S., G116.
- S
- Saba, N., Q823.
 Sabater, J., E67.
 Sabella, G., C352, Q554.
 Saburo, I., BB30.
 Sachs, M., C107.
 Sack, H. S., CC97, CC195.
 Sack, S., Y224.
 Sacks, J., G14, G98, G190, G317, G463, I9, J337, J373.
 Saffian, R., W65.
 Sagers, R. D., L150.
 Sagik, B., L136.
 Saier, E., J392.
 Sailor, V. L., Y277.
 Saito, N., E74.
 Sakami, W., G228, R67, R116, R237.
 Sakamoto, A., C113.
 Saksena, B. D., Z34.
 Salehar, M., G145.
 Salemink, C. A., CC230.
 Salerno, P. R., P183.
 Salhanick, H., D79.
 Sallach, H. J., Q817, S65.
 Salley, D. J., U181, V41.
 Salomon, K., H8, I51, I52, J23, J122, P70, Q855, Q869, Q883, Q886, R24, R277.
 Salomon, L. L., G22, S122.
 Salpeter, E. E., Y143, Y163.
 Salter, W. T., B17, B30, B85, C255, G415, AA80.
 Saltman, P., N88, Q707, R209.
 Salvador, R. A., Q671.
 Saluste, E., I2, L211, L212, L214, L215, L216, R344.
 Salutsky, M. L., V78, Y135.
 Salzberg, D. A., H21.
 Sampson, M. B., W5, X12, Y152.
 Sampson, P. C., C18.
 Samuels, A. J., J39.
 Samuels, L. T., D66, R256.
 Sanadi, D. R., G242, Q258, Q431.
 Sand, H. F., D140, Q407.
 Sandberg, A. A., C39.
 Sanders, N., X35.
 Sandhaus, S., A13.
 Sandiford, B. B., CC74.
 Sands, M., X162.
 Sands, M. K., L110, L111, L202, R117.
 Saneger, E. L., B277.
 Sanford, J. K., U153.
 Sangren, W. C., J300.
 Santamaria, L., G321.
 Santer, M., L97.
 Saraf, B. L., X127.
 Sarkes, L. A., W152.
 Suss, R. L., C156.
 Sassaman, H. L., Q30.
 Sassenrath, E. N., G226, Q687.
 Sato, T. R., BB39.
 Sauberlich, H. E., J17, R301.
 Sauchelli, V., M31.
 Saul, A. M., J135, J261.
 Saunders, D. F., X60.
 Saunders, W. H., U337.
 Saunders, W. W., E110.
 Saur, A. J., Y337.
 Sausen, R. E., BB74.
 Savage, D. V., C165.
 Savage, H. W., Z12.
 Savard, K., D6, Q7, Q8, Q818, Q820, R304, R339, BB37, BB270.
 Savoie, E., C236.
 Sawyer, G. A., X65.
 Sax, M., C94.
 Saxton, R. L., Z42.
 Sayers, G., G108, G109, J201.
 Saylor, L., G49.
 Sayre, J. D., M2, M9, M13, N45.
 Saz, H. J., I68.
 Scapa, S., E194, J334.
 Scarf, H., X232.
 Schabel, F. M., Jr., E156.
 Schade, A. L., L23, L24.
 Schadel, H. M., Jr., CC3, CC204, CC207.
 Schaefer, A. E., Q30.
 Schaefer, I. E., E95.
 Schaefer, O. A., X136, Y391.
 Schaffer, N. K., Q351, Q397, Q398.
 Schaffer, R., U91, U332.
 Schaffner, F., B132, C40.
 Schairer, L. A., P10.

- Schall, L. A., A58.
 Schamberger, R. D., X159.
 Schambye, P., Q37, Q461.
 Schapira, G., C379, C381, D152, D153, E185, E187, G21, J429, Q838, Q839, Q840, Q841, Q842, Q843, Q844, Q845, Q846, BB271, BB274.
 Schardt, A. W., Y91, Y170.
 Scharf, V., E92.
 Scharff, T. G., G345.
 Scharff-Goldhaber, G., Y104, Y154, Y293.
 Scharles, F., A26.
 Schayer, R. W., G89, G209, G229, G256, G257, G282, G446, J412, J415, J425, J431, Q28, Q419, Q429, Q430, Q550, Q824, Q826, R10, R109, S77, S84, S93, S121, S134.
 Schecter, L., X15, X61, X120, X176.
 Schelber, A. D., X12.
 Schelitin, M., Y431.
 Schemm, E88, E107.
 Schenek, J., W67.
 Schenk, W. G., Q40.
 Scherrer, V. E., X269, X273, X295, X296, X298, X300, X301, X302, X303, X305.
 Schick, A., B279.
 Schieler, L., R15.
 Schiessler, R. W., S91, T103, T108, U61.
 Schilberg, L. E., Z9, Z21.
 Schilling, A., D159.
 Schilling, R. F., C112, Q254.
 Schilling, R. R. C137.
 Schillinger, W80.
 Schimmel, R., BB145.
 Schissler, D. O., S104, U207, U226.
 Schjeide, O. A. Q765.
 Schlacks, L. K., X216.
 Schlenk, F., L119, Q272, Q622, Q877, R134.
 Schlenk, H., S69.
 Schlesinger, E. B., A43.
 Schlincht, R. C., T6.
 Schloerb, P. R., C128, D17, BB60.
 Schmehl, W. R., M14, M70.
 Schmid, L. C., Y176, Y227.
 Schmid, R., G142.
 Schmidt, C., B146.
 Schmidt, C. E., C76.
 Schmidt, C. F., J94, J114, J225, P210.
 Schmidt, F. H., Y36, Y274.
 Schmidt, W. C., C51, G354, J471.
 Schmitt, J. A. U13, U196.
 Schmitz, H., G17, G18, G19, Q324.
 Schneckloth, R. E., C75, C98.
 Schneeberg, N. G., A22, A39, A151.
 Schneider, H. S., Q454.
 Schoenberger, J. A., C113, C190, D39.
 Schoenewaldt, E. F., E66, G414, H27.
 Scholer, J. F., D134, E1.
 Scholnick, G. L., B64.
 Schoof, H. F., DD24, DD28, DD30, DD32, DD41.
 Schoof, W. W., Y359.
 Schooler, J. C., P227.
 Schott, G. L., X264.
 Schotz, M. C., G100.
 Schou, L., O1.
 Schou, S., O45.
 Schrader, C. D., X7.
 Schreiber, S., B57, C17, C267, D106, E7, E42.
 Schreier, K., P16, P264.
 Schreiner, G. E., C136, C183, C194, D4, E87, J294.
 Schrek, R., F48, I25.
 Schrodt, A. G., V11.
 Schuber, W. M., T152.
 Schubert, J., G10, I7, I33, Q436, Q756, Q757, Q758, Q759, U241, V75.
 Schuch, R. L., W102.
 Schuette, O. F., Jr., Z36.
 Schulenberg, S., G83, Q24.
 Schuler, R. H., V40.
 Schulman, M. P., R74, R75, R76, R220.
 Schulte, J. W., B130.
 Schultz, A. L., A12, A13, D33, E23.
 Schumacher, M. E., R17.
 Schuman, R. P., Y140.
 Schusdek, A., G92.
 Schwager, J. E., X150.
 Schwartz, A. M., R22.
 Schwartz, H., C314.
 Schwartz, H., X347.
 Schwartz, H. G., A67, B144, C290.
 Schwartz, J. R., R238.
 Schwartz, L., E164.
 Schwartz, M., R193.
 Schwartz, R. B., Y225, Y231.
 Schwartz, S., G142, R211.
 Schwartz, W. B., C11, D60, D63.
 Schwarz, A. W., J249.
 Schwarz, G., Y171.
 Schwarz, K., Q663.
 Schwarzer, D., Y310.
 Schwarzschild, A., Y279.
 Schwebel, A., S133, W58, W64, W88, Y62.
 Schweet, R. S., Q720.
 Schweet, R. W., Q235, Q679.
 Schweigert, B. S., R149.
 Schweitzer, G. K., K30, K60, K83, Q55, T93, U120, U169, U209, U319, V45, V82, V86, V87, V88, V89, V90, W15, W42, W69, X346.
 Schwenk, E., D149, R25, R217, R240, R241, R242, R243, R244, R311, S32.
 Scofield, N. E., B44, E40.
 Scott, C. O., M70.
 Scott, D. B., CC33.
 Scott, F. R., X137.
 Scott, H. W., Jr., A6, C19.
 Scott, J. K., I6, J23, BB288.
 Scott, K. G., C16, C105, C231, C240, C242, C243, C344, E31, E110, G80, G169, G422, H95, I50, J245, J423, J435, J452, P29, P30, P109, BB152, BB259.
 Scott, M. W., D3.
 Scott, R. B., T100, U247.
 Scott, W. E., X152.
 Scott, W. G., B37, B83, C57.
 Scott, W. S., B119.
 Scoville, C. L., Y239.
 Scow, R. O., E130, E183, G50, G95, G205, J205, J399, P57, P159.
 Scribner, B. F., Z1, Z2.
 Schubert, I. J., Q436.
 Schully, N. S., R73.
 Scudder, J., E45.
 Seager, L. D., G490.
 Seagondollar, L. W., X114, X115.
 Seagrave, J. D., X194.
 Seale, R. L., Y179.
 Seaman, A. J., B167, C172, C335.
 Seaman, G. R., L148.
 Seaman, W. B., A67, B83, B113, B144, C290, BB229.
 Sear, H., J38, J92, J232, J233, J277.
 Searcy, R. L., P72.
 Searle, G. L., G161, G163, G477.
 Searle, N. E., S124.
 Seorle, N. Z., E121.
 Seay, H., J11.
 Sebek, O. K., R16.
 Seed, L., A114, B142, B219, B260, B269, D52, H72.
 Seed, L., J262.
 Seeger, D. R., H23.
 Seegmiller, C. G., N78, Q78.
 Segal, H. L., BB301.
 Segall, G., X51.
 Segre, E., X197, Y91.
 Segura, G., Jr., CC72.
 Seidlin, S. M., B11, B135, B212, B226, E121.
 Seigal, E., B26.
 Seitzer, W. H., Y12.
 Selders, A. A., N6, N114.
 Seldin, D. W., E43, J208, W44.
 Selgin, M., T66.
 Seliff, R. E., S10.

- Seliger, H. H., W3, W64, W74, W100, W120, X255, X341, Y392.
 Seligman, A. M., E163.
 Selove, W., Y183.
 Selverstone, B., A33, A37, A59, A69, A143, C155, C350, D54, E157, E173, E175, E178.
 Semon, W. L., U30.
 Semple, R., D84.
 Sen, S. P., N121.
 Senkus, M., BB284.
 Seraidarian, K., R296.
 Serber, W., A39, A151, B247.
 Serin, B., Y155, Y156, Y287, Z29.
 Setlow, J., L25.
 Setlow, R. B., Q123, U88, V27.
 Severiens, J. C., CC105.
 Sexton, D. L., C48.
 Shadle, O. W., BB281.
 Shafer, C. L., C37.
 Shafer, I. E., Jr., B3.
 Shafiroff, B. G. P., D37, D80.
 Shafroth, S. M., X55.
 Shalek, R. J., B90, X134, BB215.
 Shanes, A. M., J183, J184, J316, J388.
 Shanklin, D. R., Q51.
 Shapiro, A. J., J249.
 Shapiro, A. P., C275, C375, E118.
 Shapiro, B., R126.
 Shapiro, E., Y50, Y119, Y126, Y234.
 Shapiro, P., X20, X273.
 Shapiro, S. K., R193.
 Sharney, L., E164.
 Sharp, D. E., CC26.
 Sharpe, L. M., D156, G107, H73, X332, BB132, BB179.
 Sharpless, M. E., X285.
 Sharpless, R. V., R59.
 Shaw, E., M10, M23, CC13.
 Shaw, J. C., K97, K98.
 Shaw, J. E., J166.
 Shaw, J. H., D94, J376, J380, AA58, BB121.
 Shaw, W. M., M34, M35.
 Shay, H., J68, Q655.
 Shea, P. C., C199.
 Shefner, D., P190.
 Sheldon, B. B., BB60.
 Sheline, G. E., B35, B148, B149.
 Sheline, R. K., Y209, CC26.
 Shellabarger, C. J., J98, J396, J449, BB149.
 Shellenberger, J. A., DD29.
 Shelton, A. V., X120.
 Shemano, I., J32.
 Shemin, D., Q286, Q290, Q696, Q709, Q738, R7, R97, R191.
 Shen, F. N. H., G225, Q739.
 Shen, N. H., G136, Q546.
 Sheppard, C. W., C116, G296, H12, J207, J278, J300, P15, P23, P26, P27, P266.
 Sheppard, H., Q409, R92, R93.
 Sheppard, J. C., U327.
 Sher, I., Q517.
 Sher, R., X189, X327, Y216.
 Sherk, P. M., Y72.
 Sherman, A. I., B5, B58, B104, B113, B214, C127, C308.
 Sherman, B., E143, F36, F57, F58, F90, F91.
 Sherman, F. G., L205, P75.
 Sherman, R. H., T94, U62.
 Sherman, R. L., Q103.
 Sherr, R., X362, Y83, Y107.
 Sherrill, J. W., P56.
 Sherrod, T. R., J204.
 Shershin, P. H., B108.
 Sherwin, C. W., X102, X253.
 Sherwood, H. K., J287.
 Shewmon, P., BB239, CC94.
 Shigeura, H., Q41, R321.
 Shimada, N., G196, G197.
 Shimkin, M. B., F15, F18, H3.
 Shimoda, F., G100.
 Shiner, V. J., Jr., U50, U202.
 Shipley, A., BB129.
 Shipley, R. A., A38, A84, A130, B70, C277, D35, D65, D115, H7, W50.
 Shirk, H. G., R22, R308, R324.
 Shirley, R. L., G319, G452, G468, K26, K68, K71, K75, K76, K84, K87.
 Shive, W., Q404, R142.
 Shockman, G. D., L38, L62, L159.
 Shoden, A., J220, Q370, Q379.
 Shoemaker, W. C., J371.
 Sholtz, K. J., G153.
 Shook, D. F., C216.
 Shoop, L., C122.
 Shore, F. J., Y327, Y363, Y399.
 Shore, M. L., G461, G507, H79, J54, J179, J365, BB214.
 Short, W. A., O37, O57.
 Shrek, P. M., Y72.
 Shreeve, W. W., D65, D115, Q74, V25.
 Shuford, C. H., Jr., U250.
 Shulgin, A. T., S11, S74, S111, BB254.
 Shull, C. G., X164, X271, Y40.
 Shull, E. R., Z34.
 Shull, F. B., X124, X149, X262, Y8.
 Shull, T., X66.
 Shulman, M. H., P144, P232, P235.
 Shulman, N. R., E41, E93, I43, I44, Q717.
 Shultz, C. G., BB34.
 Shuman, C. R., A47, C258, Q113.
 Shuman, H. L., G495.
 Sibbett, D. J., U114, U116, U140.
 Sicular, A., J195, J265.
 Siddioi, M. S. H., L14.
 Siegbahn, K., Y77.
 Siegel, A. N., J127, J329, Q626.
 Siegel, E., B11, B212, B226, C205, E25, E121, AA85, BB193.
 Siegel, E. I., B259.
 Siegel, I., R100, V25.
 Siegel, J. J., U39.
 Siegel, J. M., L65, L199, O54, Q353.
 Siegel, M., F45, F63, X332.
 Siekevitz, P., Q402, Q490, Q808.
 Siemienski, J. S., C298.
 Silber, R. H., J177.
 Silberberg, M., J12, P137.
 Silberberg, R., J12.
 Siler, E. T., B174.
 Silsbee, H. B., Y61, Y202.
 Silver, S., A4, A5, B61, B261.
 Silverman, A., X78.
 Silverman, J., U271.
 Silverman, L. B., X53.
 Silverman, R. S., CC2.
 Silverman, S. H., C164.
 Silvey, G., Y198.
 Simcox, S. J., A54.
 Sime, J. T., G458, Q684.
 Simeone, F. A., J223.
 Simkins, C., M32.
 Simkins, S., B229.
 Simmel, E., E91, BB96.
 Simmel, E. B., BB49, BB90, BB118.
 Simmons, B. E., X69.
 Simmons, B. S., G63, J350, J351, J389, BB212.
 Simmons, H. E., Jr., U192.
 Simmons, J. W., Z18.
 Simmons, R. O., Q741.
 Simms, E. S., Q594, Q595, Q596, R122.
 Simnad, M., BB225.
 Simnad, M. T., CC94, CC99, CC100, CC101, CC102, CC130, CC146.
 Simon, G. P., BB218.
 Simon, N., B200, BB85.
 Simon, U., B261.
 Simon, W. J., BB74.
 Simon, W. S., E69.
 Simons, C. S., P122, P123.
 Simons, L., Y52.
 Simonton, J. A., C309.
 Simpson, J. L., Q527.
 Simpson, L., Q112, Q325.
 Simpson, M., P213.

- Simpson, M. E., E142, E147, G183, J128, J293, J321, J352, J377 P121, Q624.
- Simpson, M. V., H86, Q383, R13, R253.
- Simpson, S. A., Q52.
- Sims, V. A., T152.
- Sinclair, R. M., X109.
- Sinclair, W. K., B210, B225, B272, B274, N80, P32, P214, W83, BB172, BB195, BB196.
- Sinex, F. M., G97, G98, G190, I9, Q408, Q611, Q668, BB153.
- Sinex, M., Q427.
- Singal, S. A., Q126.
- Singer, K., C124.
- Singer, L., G356, H64, J167, Q356, T32.
- Singer, S. E., Y244.
- Singleton, W. R., P38, P193, P211.
- Siperstein, M. D., G28, G29, G30, G31, G32, G33, G293, J106, Q575, Q587, Q713, Q744.
- Siplet, H., J68.
- Siri, W., C38, C334, G338, AA120.
- Siri, W. E., D122, E37, E96, J375.
- Sirvetz, M. H., T106.
- Sisson, J. H., B42, C154, C392, BB61.
- Siverly, R. E., DD28, DD30, DD32, DD41.
- Sixma, F. L. J., U153.
- Sjoerdma, A., H48, H70, Q615.
- Sjogren, B., A113.
- Skaggs, L. S., CC188.
- Skang, O. E., A87.
- Skeggs, H. R., L16.
- Skillern, P. G., B216.
- Skinner, K. G. B., T48.
- Skinner, H. A., CC103.
- Skipper, F. H., K61.
- Skipper, H. E., E76, E138, E145, E156, G198, G199, G374, H40, H47, J147, J180, O37, O57, P102, P103, P219, Q112, Q128, Q217, Q325, Q386, BB24, BB48.
- Skipski, W., Q170.
- Skirmont, E., P218.
- Sklaroff, D. M., A120, B229, C134.
- Skok, J., R73.
- Skolinik, W., X226.
- Skow, R. K., P267.
- Skraba, W. J., S56, S83, U33, U325.
- Skutch, E. T., L23, L24.
- Slater, F. S., J37.
- Slater, R. J., C266.
- Slater, S., E98.
- Slautterback, M. C., BB90.
- Sleeper, B. P., L8.
- Slichter, W. P., CC50.
- Slifkin, L., Z38, Z39, CC41, CC169, CC171.
- Sloan, H. J., K18.
- Slobodian, E., Q395, Q396.
- Slocum, H. C., E176.
- Slopodkin, M., C96.
- Slye, R. M., X196.
- Smales, A. A., T22.
- Smaller, B., X143, Y221, Y433.
- Smallwood, J. E., CC152.
- Smiley, R. L., G89, G256, G257, J412, J415, J425, J431, Q28, Q419, Q430, Q826, R109.
- Smith, A., W116.
- Smith, A. H., G212, K3, K9, K10, K15, K25, K38, K43, K58, K69, K72, K82, X344.
- Smith, C. A., P146.
- Smith, C. C., G287, G494, W100.
- Smith, C. H., T146.
- Smith, C. L., P113, Q43.
- Smith, D., M44, V73.
- Smith, D. D., Y159, Y405.
- Smith, D. H., U7, U251, U258, U371.
- Smith, D. R., T14.
- Smith, E. C., R310.
- Smith, E. H., T146.
- Smith, E. L., R279, U105.
- Smith, G. A., B21.
- Smith, G. E., A145, J361.
- Smith, G. H., A145, B21.
- Smith, G. N., L37, Q335.
- Smith, H. W., C67.
- Smith, J. C., M28.
- Smith, J. H., X184.
- Smith, J. R., X343, Y48, Y285.
- Smith, L. B., C193.
- Smith, L. H., Jr., C194, R318.
- Smith, L. L., R90, R310, R326.
- Smith, L. W., X247.
- Smith, N., S140.
- Smith, P., G442, Q86, Q498, R257.
- Smith, P. B., Y436.
- Smith, P. H., L30.
- Smith, P. K., D132, G383, G399, G489, H25, I37, J192, P85, Q105, Q138, Q218, Q629, Q634, Q660, Q671, Q748, Q781, R167.
- Smith, P. M., M20.
- Smith, R. A., G254.
- Smith, R. D., M61.
- Smith, R. E., F8, BB28.
- Smith, R. L., L119, Q272, Q877.
- Smith, R. V., X209.
- Smith, S., C189.
- Smith, S. W., Q215.
- Smith, V., C124.
- Smith, V. N., BB176.
- Smith, V. R., R182.
- Smith, W. H., W11.
- Smith, W. L., X298.
- Smith, W. T., Jr., T8, T9.
- Smithers, D. W., BB172.
- Smyrniotis, P. Z., Q178, Q187, Q284, Q343, Q782.
- Smyth, F. S., G170, J423, J451, J452.
- Smyth, M. P., R68.
- Snarr, J. L., B26.
- Sneen, R. A., BB203.
- Snell, E. E., L17.
- Snoke, J. E., R138, U131.
- Snyder, C. C., A1, C226.
- Snyder, R. H., P162, Q90.
- Snyder, W. A., X58.
- Sober, H. A., Q189, Q516, Q557, Q592, Q746, Q753, S103, S115.
- Soberman, R. J., A154, P33.
- Soberman, R. K., W18.
- Sodaro, R. M., J278.
- Soderwall, A. L., P152.
- Soffer, L. J., J59.
- Softky, S., Y99.
- Sogunnaes, R. F., D94, J376, J380, V47, AA58, BB121.
- Sogo, P. B., Y192.
- Sokatch, J. T., L139, L151.
- Sokoloff, L., C292, D11, D58.
- Solano, W. O., X153.
- Soley, M. H., B148, B168.
- Soldano, B. A., U285.
- Solomon, A. K., A59, C128, D17, D25, D56, D72, G368, J195, J265, J317, Q648, Q704, BB103, BB108.
- Solomon, D. H., C188.
- Solomon, F., R20.
- Solomon, G., G90.
- Solomon, K., Q377.
- Solomon, M. M., G45, R280.
- Solomon, S., S89, S112.
- Soloway, A. H., S13.
- Soloway, S., C278, C350, E175, G249, G368, G420.
- Sommers, S. C., A9, P6, P119, P167, BB5.
- Sonder, E., CC41, CC169.
- Soneberg, M. S., B10, B211.
- Sonenberg, M., C330, E80, J162, J164, J244, J303, J348.
- Soni, J., C336.
- Sonne, J. C., R74, R230.
- Sopp, T. E., A151, W94.
- Sorden, J., S119.
- Sorensen, B. N., Y75, Y453.
- Sorenson, J. A., J191, W22.
- Sorrentino, J., A21, A35, A136, B161, C35.
- Soule, S. D., B103.
- Soules, K. H., P179.
- Southworth, R. W., BB126, BB183.

- Sowden, J. C., L66, Q495, S34, U27, U91, U178, U276, U332.
- Spaet, T. H., B280.
- Spain, P., H50.
- Spalding, C. K., W14, W56, AA91.
- Spalding, F. F., V46.
- Spar, I. L., F52, F94, F95.
- Sparrow, A. H., N54, P10, P89, P110, P193, P206, P252, P254, CC73.
- Spear, V., BB68.
- Spearman, K. R., Y385.
- Specht, N. W., B162.
- Spector, S., E109.
- Spedder, R. R., CC117.
- Spedding, F. H., T55.
- Speer, R. J., M18, M19, M57, S107, S110, S125.
- Speert, H., P158.
- Speirs, R. S., Q52.
- Spencer, H., B8, C385, C389, C390, D26, D160, D169, H91, H92, H93, P54.
- Spencer, R. E., S94.
- Spencer, W. B., U138.
- Spencer, W. F., U24.
- Spencer, S. M., AA2.
- Sperduto, A., X94, X125, X144, X148, X309, X310, Y87, Y90, Y105, Y106, Y204, Y263, Y372, Y404.
- Sperling, F., G38, P199, BB40, BB164.
- Sperry, W. M., Q225, Q680.
- Spicer, D. W., B198, B273.
- Spicer, V. L., R219.
- Spiegel, A. M., P223, P251.
- Spiegel-Adolph, M., B254.
- Spiegel, E. A., B254.
- Spiegler, K. S., U53, U262, U263, U264.
- Spies, S. N., C73.
- Spilman, E. L., Q492, R283.
- Spinks, J. W. T., M72.
- Spirtes, M. A., Q441, Q518, Q601, R130.
- Spirtos, B. N., J137, J251, J437, J438.
- Spizizen, J., F76.
- Spooner, M., C95.
- Spragg, W. T., BB104.
- Spraragen, S. C., H8.
- Sprecher, M., R79.
- Spriggs, A. S., U178.
- Sprinkle, P., A109.
- Sprinson, D. B., G233, G234, Q41, Q53, Q73, Q297, Q360, Q459, Q609, Q685, Q731, R79, R276, R292, R321, R332, S88.
- Spruit, R., J466.
- Spurling, C. L., C170, E168.
- Spurr, C. L., E86.
- Srere, P. A., G30, S127.
- Srinivasan, P. R., R79.
- Stadie, W. C., G330, G341, Q9, Q422, Q425, Q545.
- Stadtman, E. R., Q62, Q63, Q85, Q331, Q880, R123, R126, R187, R341.
- Stadtman, F. H., U172, U253.
- Stadtman, T. C., L103, L104, L105, L117, Q147, Q438, Q878.
- Staggers, F. E., H74.
- Stall, B. G., III, C316.
- Stam, P. B., CC217.
- Stanbury, J. B., A49, A50, B77, C274, C276, C311, C312, D148, I10, I12.
- Stanbury, S. W., Q358, Q618.
- Stanf, L. G., Y222.
- Stanford, C. P., X130.
- Stanford, G., M25, M75.
- Stang, L. A., A137.
- Stang, L. G., Jr., A137.
- Stanley, A. R., R73.
- Stannard, J. N., H2, I52, J122, Q856.
- Stansly, P. G., Q141, R9.
- Stanton, A. C., J45.
- Stanton, L., A151.
- Stanton, W. R., N80, P214.
- Stapleton, J. E., B278, BB180, BB272.
- Stare, F. J., G246, Q302, R198.
- Starner, J. W., X251, Y79, Y270, Y465.
- Starnes, W. R., J312, Q787.
- Starostka, R. W., M42.
- Starr, C. D., CC208.
- Starr, P., A23, A107, B185, C206, E35.
- Staub, H. H., Y197.
- Stavely, H. E., R73.
- Steacie, E. W. R., S51.
- Stearman, R. L., G363.
- Stedman, D. F., T29.
- Steele, J. M., G307, Q752.
- Steele, R., G140, G314, J9, P206, Q182, V9.
- Steenbock, H., Q90.
- Steenrod, W. J., Jr., B285.
- Steere, A. C., J308, J309, J310.
- Steers, A. W., W19.
- Steese, C. M., T122, T155.
- Steffen, R. M., Y97, Y318, Y367.
- Steigert, F. E., W5, Y152.
- Stein, B. R., V45, W42, X346.
- Stein, P. C., X171.
- Stein, S. S., Q81, Q159, Q267.
- Steinberg, D., Q604, R245.
- Steinberg, G., Q308.
- Steinberg, M. A., Q861.
- Steinberger, J., Y2.
- Steinbock, H. L., Q357.
- Steiner, H. A., AA94.
- Steinfeld, W., C264.
- Steinkamp, R., D2.
- Steinmetz, H., U134.
- Stekol, J. A., G223, G295, G442, K51, Q86, Q498, Q737, R180, R257, R302, R303.
- Stembridge, V. A., B16, BB7.
- Sten, A. H. W., Jr., G352.
- Stenstrom, K. W., P61.
- Stent, G. S., L22, L85.
- Stephanson, L., D55, D102, D158, E57, E105.
- Stephens, D., N74.
- Stephens, F. E., C39.
- Stephens, W. E., X135, X327, X328, Y216.
- Stephenson, C. C., U238.
- Stephenson, M. L., G307, Q710, Q752.
- Stephenson, T. E., X130.
- Stepka, W., O1, O45, O58.
- Sterling, K., C60, C61, C180, C203, E34, E103.
- Stern, J. R., R126.
- Stern, K. G., B8, C385, C389, C390, D26, H89, H90, H91, H92, H93, P54, Q861.
- Stern, K. M. D., E83.
- Stern, M. O., X84.
- Stern, T. N., G71.
- Stern, W. E., C65.
- Sternberg, H. W., S5.
- Sternberger, L. A., F38, F44.
- Sturner, J., X313.
- Stetten, D., C350.
- Stetten, D., Jr., E172, G24, G88, G133, G165, G249, G285, G366, Q14, Q342, Q448, R133.
- Stetten, M. R., G133, G165, G285, Q341, Q448, Q674.
- Stevens, A. J., BB160.
- Stevens, A. R., Jr., G206.
- Stevens, B. P., G44, G177, G311.
- Stevens, C. E., J69, J282, J382, Q64.
- Stevens, C. M., L134, R337.
- Stevens, G. A., B64.
- Stevens, G. E., Q641.
- Stevens, K. M., D15, F3, J219, Q121.
- Stevens, W. B., B67.
- Stevenson, A. F., D145.
- Stevenson, D. P., S45, S46, T109, T120, T128, T130, U2, U281.
- Stevenson, D. T., Y84.
- Stevenson, M. L., X66.
- Stevenson, P. C., X231.
- Stevenson, T., B289.

- Steward, F. C., BB76.
 Stewart, B. B., Q279.
 Stewart, E., M68.
 Stewart, I., M24, N68.
 Stewart, J. W., Z8.
 Stewart, W. B., D93, F33, I40, J456, BB240.
 Stiano, J., B270.
 Stickley, E. E., B80, B88, C376.
 Stidworthy, G., G522.
 Stigman, S., CC72.
 Stillson, P., U65.
 Stimmel, B. F., G276, Q375.
 Stirling, W. L., X279.
 Stirrett, L. A., A10, A14, A46, A77, A78, A159, A160, A161, A166, B106, C388, C396, BB23, BB120, BB141, BB209.
 Stitt, R. M., A117, C15, C286.
 Stivers, E. G., S15, V20.
 Stjernholm, R., J356, L2, L211, L212, L213, L214, L216, Q849.
 Stock, C. G., Q239, R49, BB187.
 Stoddard, A. E., Y4.
 Stoesz, P. A., G273.
 Stokem, M. B., D146, Q762, Q857.
 Stokes, W. M., G248, H31.
 Stokinger, H. E., I51.
 Stone, D., G359, Q417, Q823, Q829, Q832, Q833.
 Stone, E. L., M78.
 Stone, H. H., C206.
 Stone, R. S., G422.
 Stone, R. W., Q88, R50, R146.
 Stone, S. R., I40.
 Stoner, R. D., F16, F17, F71, F77, P36, P230, P234.
 Storaasli, J. P., A19, A20, B70, B199, G223, C225, D3, E58, G91, J228, P212, BB170.
 Storer, E. H., P146.
 Storer, J. B., P90, P91, P168, P263.
 Storey, R. H., G12, J178, J230, P26, P27, P71.
 Storey, W. H., B90, BB215.
 Stotz, E., Q241.
 Stovall, E. J., Jr., X65, X83, X357.
 Stover, B. J., J297.
 Strain, H. H., BB39.
 Strain, J. E., Y56.
 Strait, E. N., Y147, Y263, Y389.
 Strajman, E., E151, BB117.
 Strandberg, M. W. P., T59, T60, Y193, Y198, Z4, Z5, Z19.
 Strang, C. D., CC66.
 Strang, C. O., CC135.
 Strassman, M., Q654, R14, R81, R157, R329, R338.
 Stratton, T. F., X69, X81, Y455.
 Stratton, W. R., Y10.
 Straub, C. P., AA27, AA59, AA124, AA153.
 Straus, B., C273, C323.
 Strauss, B. S., L158.
 Strauss, H. D., A133, A157, J371.
 Streckler, H. J., Q180.
 Streeten, D. H. P., D25.
 Strehler, B. L., O7.
 Strei, L., G80.
 Streicher, E., G323, J57, Q346.
 Streitweiser, A., T138, T153.
 Streng, A. G., T46, T117, CC48, GG110, GG177.
 Strickland, K. P., R163.
 Strickler, H. S., J392.
 Strickler, T. D., Y164.
 Strisower, E. H., G161, G163, Q75, R147.
 Stroebel, C. F., B32.
 Strominger, J. L., L13.
 Stroud, A. N., P189, Q519.
 Stroup, R. E., T84, Z25, Z26.
 Strueltmeyer, B. E., N100.
 Struglia, L., G411.
 Struss, H. E., K56.
 Struthers, J. D., CC27, CC45, CC50, CC59.
 Stuart, R. V., X69.
 Studer, W. F., X358.
 Stump, R., W45.
 Stumpf, P. K., N9, N20, N84, N85, N108, Q16, Q319, Q336.
 Stuppy, L. J., B133, B134.
 Stureken, E. F., Y31, Y147.
 Sturgeon, C. T., B185.
 Sturgis, C. C., B18, B46, B155.
 Sturgis, S. H., C71, C217.
 Stutz, R. E., O28.
 Suarez, R. M., E67.
 Suarez, R. M., Jr., E67.
 Sugiura, K., G374.
 Suhrland, L. G., C44, C228.
 Suker, J., C337.
 Sullivan, R. L., P42, DD1.
 Summerson, W. H., Q397, Q398, R20.
 Sun, D. C. H., J68.
 Sun, K. H., X246.
 Sunder, J. H., J21, J22, J91, J149.
 Sunderman, F. W., E15, J69, J400.
 Sunderman, F. W., Jr., E15.
 Sundharagati, B., AA56.
 Sung, Chen-Yu, J245.
 Sunyar, A. W., Y154, Y275, Y349.
 Supplee, H., P143.
 Sussman, A. S., P215.
 Sutherland, D. A., C363.
 Sutherland, D. L., B80.
 Sutherland, V. C., E192.
 Sutphen, W. T., U163.
 Sutter, H. R., CC103.
 Suttle, J. F., U18.
 Sutton, W. B., Q541, Q622.
 Svedberg, A., A60, E102.
 Svien, H. J., A60.
 Swain, C. G., U309.
 Swan, G. A., G208.
 Swann, C. P., Y181.
 Swann, H. G., J340.
 Swanson, C. A., N52.
 Swanson, E. W., K7, K14.
 Swanson, M. A., R162.
 Swanson, R. E., J357.
 Swanson, R. W., M77, W147.
 Swartz, C. D., X91, X170.
 Swedin, B., J476.
 Sweeney, B. J., B83, B119.
 Sweeney, E., J376.
 Sweet, B. H., BB137.
 Sweet, N. J., C346.
 Sweet, T. R., CC40.
 Sweet, W. B., J50.
 Sweet, W. H., A59, A62, A116, A125, B80, B94, B234, B257, C350, D50, D54, E175, W126, AA166.
 Sweeton, F. H., Y220.
 Swendseid, M. E., C86, Q261.
 Swenson, C. A., Z8.
 Swenson, K. E., E195.
 Swernov, J., D169.
 Swick, R. W., G23, G64, Q17, Q320, T118.
 Swim, H. E., L3, L4.
 Swinnerton, A. C., U79.
 Swisher, S. N., D157.
 Sworski, T. J., U244, Y142.
 Sydenstricker, V. P., Q126.
 Sykes, W. Y., V61.
 Symonds, N., L86, N71.
 Szafarz, D., Q378.
 Szafrir, J. J., I29, J292.
 Szego, C. M., E174, G1, Q240, Q614.
 Szilagyi, D. E., C160, C163, C400.
- T
- Tabachnick, M., D161, F34, G360, R21.
 Taber, K. W., A106, B249.
 Tabern, D. L., B4, G286, H69, J304, W72, AA102, BB97, BB131, BB248.
 Tabor, H., G209, Q494.
 Tabowitz, D., C205, E25, AA85.
 Tagnon, H. J., E41, Q717.
 Tahara, D. M., Q17.
 Tahmisian, T. N., P164.
 Taimuty, S. I., Y32.
 Tait, J. F., Q52.
 Takahashi, W. N., F87.
 Takemura, K. H., U352.

- Talbot, N. B., A144.
 Talbot, T. R., P53.
 Talbot, T. R., Jr., C94.
 Talboy, J. H., Jr., Y20.
 Talley, L. H., Q529.
 Talmage, D. W., C99, F7, F27, F30, J115.
 Talmage, R. V., G9, G154, H39, I29, J46, J79, J80, J115, J118, J292, J323, J324, J331, J378, K20, K21, K50, Q210.
 Talso, P. J., C193, C265, E26.
 Tamor, S., X1.
 Tanenbaum, S. W., L73, Q193.
 Tangerman, E. J., CC136.
 Taplin, G. V., J200.
 Taplits, S., BB233.
 Tarleton, G. J., P213, P217.
 Tarleton, G. J., Jr., P60.
 Tarpey, W., S40.
 Tarpley, W., P149, CC121.
 Tarver, H., C358, G25, G90, G156, G266, G305, G327, G360, G488, H80, H86, I48, Q134, Q354, Q355, Q356, Q357, Q428, Q835, R27, R118, R249.
 Taschek, R. F., X64, X152, X154, X227, Y449.
 Tate, F. A., U168.
 Tatum, E. L., N44, Q193, Q290, R177, R206.
 Tatum, H. J., C24.
 Taube, H., U72, U73, U90, U127, U157, U236, U239, U242.
 Taurog, A., G132, G203, G260, G261, J150, J173, J174, P17, S96, BB66.
 Tausche, F. G., J160.
 Tautkins, B., AA16.
 Taylor, C. B., Q56, Q104, Q330.
 Taylor, C. J., X330, Y377.
 Taylor, C. M., W54.
 Taylor, D. S., CC193.
 Taylor, E. H., Z3.
 Taylor, G. M., CC5.
 Taylor, H. C., Jr., D105, D110.
 Taylor, H. S., U6.
 Taylor, I. M., H36, J211.
 Taylor, J. D., G286, H45, J109, J304, W72.
 Taylor, J. H., BB4, BB6, BB9, BB50.
 Taylor, J. L., D76.
 Taylor, K. M., J271.
 Taylor, M., DD8.
 Taylor, R. M., Q225, Q680.
 Taylor, S. H., BB4.
 Taylor, T. I., U17, U75.
 Taylor, W. R., AA47.
 Taymor, M. L., C71.
 Tchen, T. T., Q177.
 Teasdale, J. G., X162.
 Tedeschi, R. E., G271, I22.
 Teener, J. W., X115.
 Teich, S., R223.
 Teicher, H., V60.
 Teitell, L., L185.
 Telegdi, V. L., X138.
 Temmer, G. M., X277, Y329.
 Temple, L. A., Q335.
 Templeton, D. H., Y302, Y423.
 Teng, Ching-Tseng, G369, G445, G464, G469, Q306, Q427, Q611, Q668, Q669.
 Teng, H. C., C275, C375.
 Tenney, A., D27, D28, G99, J1, J60.
 Tenney, G. H., CC196.
 Teresi, J. D., Q66.
 Ter-Pogossian, M. M., A67, B58, B144, C127, C308, W77, W126, W128, Y76, Y362, BB229.
 Terpstra, J., C101.
 Terri, A. E., K78.
 Terriere, L. C., DD25.
 Terrill, J. G., Jr., AA54, Y454.
 Terrill, M., BB249.
 Terry, R., G251.
 Tetenbaum, M., U343.
 Tetrault, P. A., L187.
 Tew, J. T., J475.
 Tewfik, S., N9.
 Thacker, E. J., Q612.
 Thanassi, F. Z., L121.
 Thayer, S. A., Q299, Q607, Q739, Q775, S62.
 Theurer, K., CC40.
 Theus, R. B., X179, X301, X305, X325.
 Thirion, J., X138.
 Thoma, G. E., A65, A66.
 Thomas, A., G269, J175.
 Thomas, A. J., R329, R338.
 Thomas, B. W., Z10, CC83.
 Thomas, C. H., U182, U183.
 Thomas, C. I., A19, A20, B33, B45, C284, BB170.
 Thomas, D. A., Y162, Y169.
 Thomas, D. G., Y120.
 Thomas, E. D., D125.
 Thomas, G. E., W63.
 Thomas, H. C., Y162, BB126, BB183.
 Thomas, P. B., W54.
 Thomas, R. C., L21, L87, Q549.
 Thomas, R. C., Jr., S30.
 Thomas, R. F., B172.
 Thomas, R. G., G15, I52, J122, P221, Y242, Z16.
 Thomas, R. O., G72, Y242.
 Thomassen, P. R., H87, I45, J263.
 Thombly, G. H., H63.
 Thomley, M. W., B264.
 Thompson, A. M., J152.
 Thompson, J. S., G70.
 Thompson, J. M., Jr., CC24.
 Thompson, L. C., X297, X299.
 Thompson, L. F., M64.
 Thompson, L. M., S44.
 Thompson, R. C., G220, G377, G378, G379, G380, J186, J370, AA5.
 Thompson, S. G., Y5, Y177, Y424.
 Thompson, S. O., S104, U186, U223.
 Thomson, D. M., G334.
 Thomson, J. F., P168, P169, P176.
 Thorell, B., Q889.
 Thorn, G. W., C72.
 Thorne, C. B., R262.
 Thorne, D. W., M5, N41.
 Thornton, V., T36.
 Threefoot, S. A., C31, C81, C108, C200, E6, E13, E90.
 Threlkeld, A., BB52.
 Thurmond, C. D., CC59.
 Tice, S. V., Q592, Q783.
 Tickner, A. W., T52.
 Ticknor, R. L., N3.
 Tidwell, H. C., Q59, Q539.
 Tiers, G. V., T4.
 Tiers, J. H., T4.
 Tiff, M. O., I18, Q264.
 Tighe, W. J., B153.
 Tillotson, F. W., P142.
 Tillotson, J. A., R134.
 Tilson, D., R306.
 Tilton, G. R., BB190.
 Timmerhaus, K. D., U42, W91, W125, Z27.
 Timmons, J. M., A57.
 Timmons, J. R., A57.
 Tindall, J. B., BB284.
 Ting, Y., Y187.
 Tinlot, J., X52.
 Tittle, C. W., CC106.
 Titus, E., Q884, BB20.
 Tivey, H., C172, C335, AA113, AA127, AA128.
 Tobalem, P. J., W144, W145, W146.
 Tobias, C. A., C118, C135, C306, G55, J284, J333, P81, P121, P161, P268, BB17, BB257.
 Toboeman, W., Y11.
 Tocantins, L. M., B238.
 Toehilin, E., BB286.
 Todd, D., R244.
 Todd, W. B., Y167, Y173.
 Toennies, G., L38, L62, L159.
 Toffel, G. M., U211.

- Tolbert, B. M., D96, D97, D150, E64, E149, E188, K3, K16, K41, K69, L135, Q41, S10, S40, S43, S53, S54, S86, S95, U283, U306, V29.
- Tolbert, M. E., G347.
- Tolbert, N. E., N7, N39, N123, O1, O21, O29, O45, O58, P9, Q316, R175.
- Tollestrup, A. V., Y153.
- Tolmach, L. J., L54, L223, O11.
- Tome, J., Q88, R50.
- Tomisek, A. J., S80.
- Tomizawa, H. H., Q628.
- Tomizuka, C. T., Z38, Z39, CC41, CC169.
- Tomizuka, T., CC171.
- Tomkins, F. S., V85.
- Tomkins, G. M., G30, G456, Q57, Q409, R91, R92, R93, S127.
- Tomlinson, E. P., Y45, Y52.
- Tomlinson, N., R83, R84, R85.
- Tompkins, A., Y260.
- Tompkins, E. H., H67.
- Tompkins, F. S., V85, Y437.
- Tompkins, P. C., X181, AA31, AA69, AA70.
- Tompson, R. C., BB135.
- Toms, M. E., X328.
- Tong, W., G260, J173, J174, BB66.
- Toops, E. C., W5, Y152.
- Toporek, M., Q47, R184.
- Topper, Y. J., G24, Q14, Q341, R71, R132, R133.
- Torda, C., J96.
- Toribara, T. Y., BB300.
- Tosteson, D. C., D34, E170, J194.
- Toth, S. J., M16, M17, M21, M22, M41, N14, N36, N37, BB27.
- Totter, J. R., G490, L161, Q38, Q95, Q167, Q568, Q579, Q871, R159.
- Tourret, R., CC184.
- Cartellotte, W. W., P168, P169, P176.
- Tove, S. B., Q119.
- Town, A. E., A93.
- Townes, C. H., Y198, Y210, Y256, Y281, Y282.
- Townsley, S. J., G429.
- Trambarulo, R., T56.
- Trees, R. E., Y199.
- Trenner, N. R., T91.
- Tripp, R., X197.
- Trippel, O. H., B19, B35, B53, B54.
- Trout, E. D., W12.
- Trucco, R. E., R212.
- Truell, R., X323.
- Truemper, J. T., T79.
- Trujillo, T. T., C37, D64.
- Trum, B. F., K21, K63, P18, P40, P58, P67, P122, P123, P181, P195, P203, P227, P229, P236, P245, P250, P255.
- Trumbrauer, C., T91.
- Trumpy, B., W52.
- Trunnell, J. B., B176, B220, C159, D71, E29, G192, H41, J113.
- Trust, R. R., Q804.
- Tryon, P. F., BB283.
- Tschirgi, R. D., D76.
- Tubiana, M., C381, C399.
- Tubis, M., E10, BB139, BB217.
- Tuck, J. L., X65.
- Tucker, E. B., Y180.
- Tucker, F. R., A122.
- Tucker, R. G., B117, J289, J290, J291, J313, J330, J384.
- Tucker, T. C., L210.
- Tucker, W. D., A137, Y222.
- Tukey, H. B., N3, N31.
- Tulane, V. J., Q309.
- Tung, L. H., U43, W91, Z50.
- Turek, W. N., S68.
- Turk, L. M., U39.
- Turkevich, A., Y260.
- Turkevich, J., S104, T51, T92, U186, U207, U222, U223, U226.
- Turner, C. W., J145.
- Turner, M. D., J7, J20, P5.
- Turner, R. B., I29, J292.
- Turner, S. E., W98.
- Turney, D. F., R174.
- Turrell, F. M., N53.
- Tuttle, A. H., G201, BB52.
- Tuttle, A. L., Q152.
- Tuttle, E. P., Jr., J168.
- Tuttle, J. G., BB87.
- Tweedy, W. R., C280, C338.
- Twombly, G. H., D104, E66, G412, G418, H27, H63.
- Tyler, A., Q682.
- Tyler, C., K49.
- Tyler, F. H., C39, D66.
- Tyner, E. P., E54, G447.
- Tyor, M. P., A72, B38, B39, C83, C102, C169, D13, E27, E97.

U

- Udenfriend, S., J465, Q20, Q68, Q200, Q852, Q860, Q884, R119, R307, BB56.
- Ullyot, G. E., R88, S2, U28.
- Ulrich, F., G122, G275, G466, G508, Q134, R118.
- Umbarger, H. E., L48, L49, L50.
- Umbreit, W. W., L6, Q384.
- Underwood, E. E., G27, G231.
- Underwood, N., M77, W147, CC215.
- Ungar, F., C229, P256, Q222, Q307, Q830, Q833, R339.
- Upton, A. C., J126, P2, P202.
- Urakami, C., G39, J108.
- Ureles, A. L., B29, B189.
- Ureles, A. M., C58.
- Uri, N., O2.
- Urist, M. R., J450.
- Utter, M. F., Q250, Q269, Q270, Q366, Q405, U126.
- Uyeki, E., H24.

V

- Vacaro, R. F., BB144.
- Valcourt, A., Q299, Q546.
- Van Arsdell, P., Jr., G84, J25, J281.
- Vanatta, J. C., J31, J319.
- Van Baalen, J., Q64.
- Van Bavel, C. H. M., M77, W147, CC215.
- Van Bruggen, J. T., G210, G416, G417, G491, Q109, Q110, Q262, Q652, AA6.
- Van Cleave, C. D., H28, I5.
- Vanderlaan, W. P., J390.
- Vanderlinde, R. J., BB108.
- Vanderwerff, H., L47, L82, L132, L133.
- Van, deWiele, R., S112.
- Van Dilla, M. A., W102.
- Van Dyke, D. C., E142, E147, J128, J159, J293, J321, J332, J333, J352, P121, P231, Q624.
- Van Dyke, J. H., J84.
- Van Dyken, A. R., V10, V59.
- Van Genderen, H., L102.
- Van Hoomissen, J. E., X187.
- Van Lingem, B., C28.
- Van Middlesworth, L., A152, D83, G200, G201, G291, G465, G479, G483, G493, G505, J341, J349, P153, Q814, T79, BB52.
- Van Norman, R. W., O34.
- Vannotti, A., B25.
- Van Patter, D. M., Y87, Y90, Y106, Y204, Y263, Y371, Y389, Y403, Y404, Y412, Y413, Y463.
- Van Slyke, D. D., Q408, V9, BB153.
- Van Wagenen, G., G170, J423, S423.
- Varma, J., N174, Y68, Y228.
- Varner, J. E., M45, Q275, Q656, Q702.
- Varnerin, R. E., U230, U312.
- Vaslow, F., U233, U356, U357.
- Vassar, P. S., I40.
- Vaughan, C. W., Jr., U137, U192.
- Vaughan, J. D., V57.
- Vaughan, J. H., C91.

- Vaughan, M., G330, Q9, Q422, Q425, Q689.
 Vaughan, W. R., S8, U177.
 Vazquez, O. N., C54, D20, D44.
 Vehe, K. L., BB91.
 Velick, S. F., Q18, Q20, Q27, Q68, Q483, Q705, Q773, Q860, R13, R253, R254, BB56.
 Venkataraman, P. R., J100.
 Venkateswarlu, P., T82, T123, T147.
 Venkitasubramanian, T. A., G22.
 Vennesland, B., Q157, Q158, Q177, Q411, R127.
 Vera, R., B218.
 Vergeer, T., N21.
 Verley, W. G., R115, BB258.
 Verley, W. G. L., R203.
 Vermund, H., J432, P61, Q474.
 Vernon, L. P., N34.
 Verzar, F., J4.
 Vetter, H., B97.
 Vickery, A. L., B56, P86.
 Vidovic, V., J4.
 Vier, M., G240.
 Vigneaud, V. D., G85.
 Vilaseca, G. C., B163.
 Villazon, M. J., D20.
 Villee, C., G299.
 Villee, C. A., G241, Q132, Q133, Q567, Q582, Q583, Q584, Q585, Q602, Q644, Q666, Q667, Q673, Q676, Q691, Q719, Q726, Q730, Q760, Q761, Q766.
 Villee, D., G299.
 Villee, D. T., Q691, Q766.
 Vinazzar, H., B97.
 Vinson, C., J73.
 Virgona, A., R51.
 Visek, W. J., G250, K5, K7, K8, K11, K14, K24.
 Vishniac, W., O8.
 De Visscher, M., B17.
 Visscher, M. B., J187, J357.
 Visser, D. W., Q219.
 Vitale, J. J., G13, G73, G339.
 Voelz, F. L., T94.
 Vogel, H. H., P241.
 Vogel, H. H., Jr., P163, P164.
 Vogel, W. C., E88, E107.
 Vogels, R. J., Q866, Q873.
 Vohra, F., L134.
 Vohra, P., R337.
 Voigt, A. F., Y138.
 Volchok, H. L., Y457.
 Volk, M. E., G501, Q333.
 Volkin, E., Q95, R159, R160.
 Voltz, S. E., U16, U48, CC23, CC56, CC179.
 Volwiler, W., C215, C216, C238.
 Vomocil, J. A., X233, BB111.
 Von Haam, E., C49.
 Von Sallmann, L., P96, P222.
 Von Schuching, S., Q293.
 Vosburgh, G. J., J353.
 Vose, J. L., E22.
 Voter, R. C., T135, T140.
 Vycital, R. O., F48, I25.
- W**
- Waalkes, T. P., Q555.
 Waddell, W. R., G303.
 Wagenen, G. V., J451, J452.
 Waggener, R. E., P105.
 Waggoner, M. A., Y247.
 Waggoner, P. E., N19, N117.
 Wagner, B., G205, P159.
 Wagner, B. P., G124, J401.
 Wagner, C. D., S45, S66, T109, T120, T130, U279, U281, V43, CC6.
 Wagner, E. L., S31, T107.
 Wagner, F., Jr., Y340.
 Wagner, R. B., Q88.
 Wahl, A. C., U111, U205, U327, U328, Y186.
 Wainerdi, R. E., CC200.
 Wainwright, W. W., C50, D87, E71, E89, H43, AA61, BB105.
 Wakil, S. J., G365, R34, R205.
 Walaszek, E. J., C145, C174, G138, H24, H54, Q440, R43, R44.
 Walchli, H. E., Y194, Y196, Y431, Y432.
 Walcott, W. W., J92, J277.
 Waldman, B., N93, N187.
 Walkenstein, S. S., Q698.
 Walker, M., A135.
 Walker, R. L., X162, DD38.
 Walker, R. W., T91.
 Walker, T., G502.
 Walker, W. G., J153, J320.
 Wall, L. A., T72, U359, CC231.
 Wall, M. C., U144, U145.
 Wall, N. S., Y203.
 Wallace, E. J., E73, G313.
 Wallace, E. Z., E98.
 Wallace, P. C., I54.
 Wallace-Durbin, P., G526.
 Wallingford, V. H., B37, C57.
 Walser, M., D111, E43, J208, V53, W44.
 Walsh, P. D., U146.
 Walt, M., Y269, Y323.
 Walter, H., F46.
 Walters, D., P210.
 Walters, N. H., E106.
 Waltner, A. W., X68, X356, X358, Y459, Y460, Y461.
 Walton, R. B., Y322.
 Walton, R. J., B88, B225, B274.
 Walz, D. E., S73, S79.
 Wang, C. F., X124.
 Wang, C. H., L21, L87, L128, N116, Q317, Q548, Q549, Q697, R37, R99, R207, R317, S30, S138, DD23.
 Wang, C. I., C317.
 Wang, G., B238.
 Wang, J. H., U197, U198, U228, U229, U234, U235, U346.
 Wang, S. C., S78, S99.
 Wann, F. B., N41.
 Wannemacher, R., H23.
 Want, C. T., G39.
 Wantuck, E., X165.
 Ward, D. N., G125.
 Ward, J. P., J318.
 Ward, R., T74.
 Ward, T. G., F50, G52, G363.
 Warf, J. C., U363.
 Warner, G. F., C346, D98, D117, E14, E63, E126, E154, E155.
 Warner, I., Q56, Q330.
 Warner, W. L., P124.
 Warrick, E. G., P119, P142, P167, BB163.
 Warren, S., P167, AA8, AA72, AA78, AA79, AA91, AA115, AA132, AA133, AA134, AA147, AA155, BB10, BB44, BB64, BB75, BB88.
 Warringa, M. G. P. J., D48.
 Warrington, P. M., O33.
 Warters, W. D., X86.
 Wase, A., G393, Q468.
 Wase, A. W., G76, G113, G343, J56, J84, J258, J371, Q103, Q125.
 Washburn, H. W., T53.
 Wasserman, K., J445, J461, J462, J468, R131.
 Wasserman, L. R., B213, B233, B261, C21, E37, E82, E164, E172, J375, Q747, AA66, AA120, AA174.
 Watanabe, F. S., M62, M70.
 Watanabe, R., R73.
 Watanabe, W., U113, U301.
 Waterman, A. J., J285, J363.
 Watkins, F. B., P37, P98.
 Watkins, J. W., CC194.
 Watson, C. D., AA31, AA70.
 Watson, H. A., X146.
 Watson, J. A., BB81, BB222.
 Watson, J. H. L., C160, AA139.
 Watson, K. M., X243.
 Watson, M. L., Q863.
 Watson, W. W., X311, X315, X333, Y43, Y225, Y300, Y417, Z36.
 Watt, D., Q562.
 Wattenberg, A., X171.

- Watters, H. J., X215.
 Watts, N. P., P54.
 Watts, R. J., W26.
 Watts, W. E., B147.
 Way, E. L., D151, J245.
 Way, J. L., I37, Q138.
 Wayne, E. J., A118.
 Ways, P. C281.
 Weaver, B., Y416, Z12, AA158.
 Weaver, J. C., E149, H18, H29.
 Webb, A. H., L153.
 Webb, J. R., M76.
 Webb, T. J., AA23.
 Weber, A. H., Y31, Y147.
 Weber, G., C142.
 Weber, J., U143, U296, U313.
 Weber, J. R., N62.
 Weber, T. B., P145.
 Webster, G. C., N24, N81, N82, Q275, Q344, Q588, Q656, Q702.
 Webster, R. A., G52, G363.
 Webster, S. H., AA71, AA100.
 Wechsler, R. L., C292, D11, D58, D59.
 Wedding, R. T., N58, N109, DD33, DD40.
 Weed, L. L., L16, L96, L131, Q223, Q424, Q433, R166.
 Weed, R. M., L1, L32, L83, L89, L147, N10.
 Weeks, B. M., V13, V108.
 Weeks, M. H., P138.
 Weigl, J. W., O33, T38, U12, U26.
 Weil, J. A., U171, Y171, CC172.
 Weinberg, S. J., C133, C319.
 Weinberger, A. J., U35, U218.
 Weinberger, D., L56, R168.
 Weinfeld, H., G283, Q204, Q537, Q630, Q681.
 Weinhouse, S., C187, G263, G268, G269, G270, G375, G376, G398, G401, G402, G454, G501, J175, Q25, Q162, Q234, Q333, Q414, Q426, Q441, Q444, Q518, Q601, Q613, Q654, Q655, Q688, Q693, Q698, Q699, Q771, R14, R81, R130, R157, R247, R329, R338.
 Weinman, E. O., G44, G56, Q75, Q790.
 Weinstein, A., S108, S131.
 Weinstein, I. M., A94, C99, C170, E168, Q371.
 Weinstein, J., BB96, BB145.
 Weinstein, L., E133.
 Weinstock, E. V., X326, Y214.
 Weinstock, I., K54.
 Weintraub, R. L., N30, N125.
 Weir, W. C., K72.
 Weisbaum, S., T97.
 Weisberger, A. S., C44, C228, J228.
 Weisburger, E. K., G112, G139, G382, Q171, Q189, Q580, Q686, V17.
 Weisburger, J. H., G112, G139, G382, Q171, Q189, Q580, Q686, V17, W70, BB177.
 Weisburger, K. K., BB177.
 Weisenfeld, S., A15, E98, G460.
 Weiss, B., R297.
 Weiss, E., J87.
 Weiss, G. J., P7, CC8.
 Weiss, H., BB20.
 Weiss, J., U324, BB130, CC121.
 Weiss, K., Q737, R257.
 Weiss, K. W., R303.
 Weiss, L. C., W19.
 Weiss, M. M., X67, Y58.
 Weiss, M. T., Z19.
 Weiss, S., G223, G295, G442, Q86, Q498, Q737, R257, R303.
 Weiss, S. M., H26.
 Weissbach, A., G233, G234, Q343, R332, S88.
 Welch, A. D., A79, E92.
 Weliky, I., Q73.
 Welker, J. P., U70, Y170.
 Weller, J. M., H36, J211.
 Weller, R. A., K39.
 Weller, S., U16, U48, U83, CC20, CC21, CC22, CC23, CC56, CC179.
 Wellington, F. M., Q602.
 Wells, E. B., C33.
 Wells, G. F., T110.
 Welsh, J. H., G368.
 Welt, I. D., G88, Q728.
 Wender, I., S5.
 Wenk, S. A., CC115.
 Wenner, C. E., G268, Q162, Q444, Q518, Q601, Q693.
 Wennesland, R., C16, C344.
 Wentink, T., Jr., X318.
 Wenzel, W. A., X96, X238, X239, Y47.
 Werbin, H., C227, C372, Q543.
 Werkenthin, T. A., CC10.
 Werkheiser, W. C., BB242.
 Werkman, C. H., L9, L94, L142, L156, Q413, Q538, Q541, Q562, Q622.
 Werner, A. S., R68.
 Werner, A. Y., E139.
 Werner, S. C., A28, A56, B43, B146, B156, B157, B251, C95, C97, C103, C142, D139, P158.
 Werstler, C. E., CC84.
 Werthessen, N. T., D149, R25, R90, R217, R240, R241, R242, R310, R311, R326.
 Wessman, G. E., L142, Q538.
 West, C. D., C289, C367.
 West, D. L., U250.
 West, E., J138.
 West, E. S., G417, G491, Q109, Q110, Q262.
 West, H. D., C110, C373, H52, J155, P45, Q394, Q475.
 West, R., Q531, Q696, Q709.
 Westermark, T., AA60, CC219, CC227.
 Westheimer, F. H., Q157, Q158, Q411, R127, T7, T10.
 Weston, R. E., Jr., T106, U56, U107.
 Wexler, S., U193, X29, Y229.
 Whaling, W., X96, X198, X212, X238, X239, X321, Y47, Y49, Y264, Y463.
 Wheeler, G. P., BB24, BB48.
 Wheeler, G. W., X311, Y225, Y300, Y417.
 Wheeler, H. B., B62, B152.
 Wheeler, H. E., N64, DD14.
 Wheeler, T. E., C256.
 Whipple, G. H., G180, G326, J6, J30.
 Whisenand, A., G502.
 Whitaker, M. W., P245.
 Whitaker, W. H., P88.
 White, A., G117, Q638.
 White, D., T26.
 White, D. M., G18.
 White, F. C., C331.
 White, F. H., Jr., L117.
 White, H. J., Jr., CC217.
 White, J., Q494, Q555, Q556, Q557, Q605, Q678, Q746, Q764.
 White, J. C., A37.
 White, J. L., M30.
 White, L. P., C111.
 White, M. R., E136, G10, G104, I7, I31, I33, Q436, Q757, Q758, Q759.
 White, P. L., G206.
 White, R. L., T73, Y282.
 White, R. R., III., G251.
 White, V. K., G241, Q666, Q667.
 White, W. E., A101, C32, C105, C231, C240, C242, C243, E30, E110, J2.
 White, W. F., C291.
 Whitehead, E. I., N22, N107.
 Whitney, D. M., F21, F67.
 Whitney, I. B., G250, G335, J434, Q167, W59.
 Whitney, J. B., Jr., N52.
 Whitney, J. E., G184.
 Whittaker, C. W., U371, V73.
 Whittington, B., E122.
 Whittington, D., E11.
 Whittle, C. E., X256, X257, X265, Y342.
 Wiame, J. M., L72.

- Wiberg, K. B., T96, U232.
 Wick, A. N., C5, C92, G7, G8, G79, G93, G155, G164, G181, G191, G227, G265, G284, G304, P56, Q118, R61.
 Wicks, L. F., Q18.
 Wiebe, H. H., N28, N57.
 Wiedenbeck, M. L., X11, X54, X219, X249, Y122.
 Wiegand, C., X197.
 Wiener, N., AA107.
 Wiest, W. G., G143, G289, I15, I16, I17, Q69, Q435.
 Wiig, E. O., Y298, Y308, Y309, Y427, Y429.
 Wijler, J., M56.
 Wijnen, M. H. J., S51.
 Wikoff, H. M., Q535.
 Wilbur, K. M., G390.
 Wilczwoski, J. W., BB191.
 Wild, G. M., Q767, U32.
 Wilde, W. S., J153, J209, J256, J300, J302, J320, J387, BB38.
 Wilding, J. L., P18, P88, P122, P123, P229, P245.
 Wiles, C. E., Q40.
 Wiles, D. R., X230.
 Wilhelm, D. L., V90.
 Wilhite, M., Q683.
 Wilkins, L., C164, C261, G87.
 Wilkins, R. G., U368.
 Wilkinson, P. N., W112.
 Wilkinson, R. G., X229, Y241.
 Willard, H. B., Y110, Y267, Y319.
 Willard, J. E., T78, U11, U59, U64, U82, U165, U190, U203, U206, U268, U269, U282, U286, V56, V65, V66, V67, W31.
 Willeford, B. R., Jr., U67.
 Williams, A. D., Q129.
 Williams, A. H., J287.
 Williams, B. S., E147, Q624.
 Williams, C. M., DD3.
 Williams, D., Y187.
 Williams, D. L., S6, S20, S22, X140.
 Williams, E. D., U135.
 Williams, E. F., Jr., G471, G472, G473, G475, G484, L143.
 Williams, G. A., Y439.
 Williams, G. Z., G292, J35, J45, P46, P52.
 Williams, J. H., X166.
 Williams, J. T., G292, J35, J45, P52.
 Williams, M. C., G51, J358.
 Williams, M. M. D., A99.
 Williams, R., E9.
 Williams, R. B., BB28.
 Williams, R. D., B99, B196.
 Williams, R. G., P172.
 Williams, R. H., C62, C192, G84, G102, G176, G350, G478, I13, I32, J25, J55, J93, J110, J281, Q253, Q365, Q558, Q569, Q576, Q628, Q639, Q642, Q646, Q716, Q733.
 Williams, R. M., X291.
 Williams, W. F., J145.
 Williams, W. J., R77, R78.
 Williams, W. R., F8.
 Williams-Ashman, H. G., J136, Q236, Q338, Q460.
 Williamson, J. A., CC98.
 Williamson, M. B., G66, Q500.
 Williamson, R. M., X291, AA161.
 Willmott, R. W., B115, AA32.
 Wills, J. H., G134.
 Wilmarth, W. K., U308, U310, U362.
 Wilson, A. T., O19, O23.
 Wilson, A. Y., Q15.
 Wilson, B., W16, W81.
 Wilson, B. J., C282, J315, J338.
 Wilson, C., H20.
 Wilson, C. P., B241, B271, B275.
 Wilson, D. G., Q481.
 Wilson, D. W., L16, L57, Q223, Q424, Q433, R54, R55.
 Wilson, E. D., X274.
 Wilson, F. M., B128, B209, B253.
 Wilson, G. C., H4.
 Wilson, G. M., D9, D10, D57, J467.
 Wilson, G. W., E112.
 Wilson, H. M., C175.
 Wilson, J. B., L19, L34, L36.
 Wilson, J. E., P176, R203.
 Wilson, J. M., T120.
 Wilson, J. N., U281.
 Wilson, J. W., B128, B253, CC74.
 Wilson, M. K., T40.
 Wilson, P. W., L120, R146.
 Wilson, R., X288.
 Wilzbach, K. E., S140, V10, V59, V61, V74.
 Windsor, E., Q511, Q524, R6.
 Winfield, J. M., C6, J216.
 Wing, R. E., N42.
 Wingo, W. J., B278, G252, G254, Q289, BB180, BB264, BB267, BB269, BB272.
 Winnick, R. E., G436.
 Winnick, T., G53, G309, G329, G436, G459, G510, J47, Q423, Q534, Q620, R23, R46, R201, R218, R248, S78, S99.
 Winterberg, S. H., M34, M35.
 Wintrobe, M. M., G370, G371, G372, G373, J395, K47, Q491.
 Winters, P. N., W150.
 Winzler, R. J., F51, F60, F85, F86, L29, L137, Q77, Q82, Q129, Q130, Q551, Q811, R169, BB242.
 Wiseman, B. K., B181, C184.
 Wish, L., J178, P26, P27, P71, X181.
 Wisham, L. H., C35, D20, D29, D95, E36, E128.
 Wisham, L. R., D14.
 Wissler, R. W., G70, G126, P179.
 Wittenberg, J., Q58, Q286.
 Wittenberg, J. B., Q3.
 Witter, R. F., Q241.
 Wittig, W. L., CC129.
 Wittrup, R. D., AA26.
 Wittwer, S. H., N3, N31.
 Witzig, W. F., CC28.
 Wodinsky, I., J347.
 Woerner, C. A., BB51.
 Woese, C., L26.
 Wohl, M. G., C258.
 Woidsky, L., H90, H93, P54.
 Wolcott, D. C., G1, Q614.
 Woldsberg, M., U354.
 Wolf, B. S., E100.
 Wolf, G., G219, G235, G237, G279.
 Wolf, L. M., H11.
 Wolfe, B., X78.
 Wolfe, K. M., C191.
 Wolfe, R., J284.
 Wolfe, R. S., L144.
 Wolff, A., Q563.
 Wolff, W. A., J275, BB87, BB99.
 Wolffe, E. L., L208.
 Wolffe, J. B., B259.
 Wolfgang, R. L., U294, Y1.
 Wolfrom, M. L., T6.
 Wolfsberg, M., U273.
 Wolfson, W. Q., C257, C298.
 Wolfstirn, K. B., C45, C162.
 Wolin, H., Q175.
 Wolken, J. J., J257.
 Wollan, E. O., X164, X272, Y40, Y278.
 Wollenberger, A., G105, G439.
 Wollman, E. O., X271, X272.
 Wollman, S. H., B2, E130, E183, G41, G95, G205, G336, J119, J205, J347, P57, P159, P160, Q472.
 Wolsky, L., C85, E101.
 Wolter, J., C141.
 Wolterink, L. F., J73, J210.
 Woltz, S., M41, CC56.
 Wong, D. T. O., L99, L101.
 Wong, P. S., N72.
 Wong, T., C192, G478, I32, Q646.
 Wood, B. J., N51.
 Wood, D. E., X153.
 Wood, G. B., U92.

- Wood, H. G., J356, L145, L154, Q37, Q164, Q173, Q442, Q461.
 Wood, J., G254.
 Wood, J. L., G81, G262, G495, G520, Q476, Q503, Q659, R200, R214, W115.
 Wood, P. A., C216, C238.
 Wood, R. G., E79.
 Wood, W. A., L28.
 Wood, W. B., Q104.
 Woodard, H. Q., B126.
 Woodridge, C. G., M33.
 Woodbury, D. M., G108, G109, J61, J66, J201.
 Woodbury, D. T., J177, Q89, Q212, R98, S36, U69, V28, V30.
 Woodbury, J. W., C139.
 Woodcock, C. C., J264.
 Woodruff, L. A., G78.
 Woodruff, N. H., R12.
 Woods, D. C., X155.
 Woods, G., G143.
 Woods, J. D., V81.
 Woods, L., Q404.
 Woods, L. A., Jr., Q310.
 Woods, M. C., G12.
 Woodward, E. C., Jr., Y440.
 Woodward, E. R., B235, P146.
 Woodward, G. E., R143.
 Woodward, K. T., R174, BB293.
 Woodward, W. M., X186.
 Wooley, J., N41.
 Woollman, S. H., E383.
 Woolner, L. B., B194.
 Woolsey, R. D., A65, A66, A82.
 Wooten, P., BB215.
 Wootton, P., B90, X134.
 Wormall, A., F32.
 Wostmann, B. S. J., G431, G528, J446, J447, J480, Q866, Q873, Q894, BB287.
 Wotiz, H. W., BB37, BB270.
 Wrenn, F. R., Jr., A123.
 Wright, B. M., C281.
 Wright, C. S., C184, AA56.
 Wright, K. E., N8.
 Wright, L. D., L16, R282, CC20, CC21, CC22.
 Wright, N. G., Q645.
 Wright, T. W., CC173.
 Wright, W. B., U70.
 Wright, W. E., Y408.
 Wright, W. H., X287.
 Wriston, J. C., Jr., R97.
 Wrong, O., J168.
 Wu, C. S., X131, Y18, Y26, Y29, Y151, Y210, Y256, Y279.
 Wu, K. Y. T., J431, Q419.
 Wu, Pei-Hsing L., G235.
 Wuersch, J., Q328.
 Wurm, R. M., L27.
 Wycis, H. T., B254.
 Wyckoff, H. O., X28, X58, X178, X182.
 Wyngaarden, J. B., C274, C276, C281, C312, C326, I10, I12, Q563, Q618, Q795, R307.
 Wyshak, G. H., G218.
- Y**
- Yagi, Y., F83.
 Yahiro, A., U240.
 Yalman, R., U79.
 Yalow, A. A., B11, B212, B226.
 Yalow, R. S., A21, A35, A136, B161, C17, C54, C267, C273, C323, C332, C347, D14, D20, D21, D44, D95, D106, E7, E36, E42, E111, E121, E128, AA81, BB2.
 Yamada, P., Q262, Q652.
 Yamagata, T., X181.
 Yamamoto, R., G158, J177, Q362.
 Yamamoto, R. S., Q327.
 Yamasaki, M., C352, Q554.
 Yancey, J. A., U141, U331.
 Yang, C. S., Q106.
 Yang, L., BB225, CC130.
 Yanko, W. H., CC9, CC75.
 Yanofsky, C., Q512, Q724, Q754.
 Yankwich, P. E., S15, T47, U98, V20, V50, V51, V57, V72, V91.
 Yarnell, J. L., Y10.
 Yasaitis, E. L., Y433.
 Yates, C. H., S44.
 Yates, W. K., A44.
 Yates, W. W., DD18, DD26.
 Yeatman, J. N., N30.
 Yee, G. S., G303.
 Yen, C. Y., Q634.
 Yergin, P. F., Y382, Y383.
 Yoh, T. F., C21, AA66.
 Yohalem, S. B., A5, B261.
 Yonezawa, T., G196, G197.
 York, H. F., X66.
 Yoshioka, R., G196, G197.
 Yost, D. M., U112.
 Young, D. R., J72.
 Young, G., P235.
 Young, J. A., U21.
 Young, J. N., Y252.
 Young, L. E., C1, J456.
 Young, N. F., P46.
 Young, R. L., BB203.
 Youngken, H. W., Jr., N59.
 Youtcheff, E., C122.
 Ypsilantis, T., X197.
 Yu, F. C., Y195.
 Yu, T. F., C324, E172, Q747.
 Yuasa, T., Y306, Y314, Y364.
 Yudis, M., CC121.
 Yuhl, E. T., A10, A14, A46, A76, A77, A78, A159, A160, A166, C388, C396, BB23, BB120, BB141, BB209.
 Yuile, C. L., G180, G251, G326, J6, J30, J456.
 Yulish, C., AA96, AA179.
- Z**
- Zabin, I., R102, R105, R177, R250, R288, Y322, Y323.
 Zaffarano, D. J., Y70, Y312.
 Zaffarano, A., Q27, Q819, Q822, Q827, R280.
 Zagt, R., U153.
 Zahler, S. A., F68, F75.
 Zakrzewski, S. F., Q221.
 Zamecheck, N., G73.
 Zamecnik, A. B., J273.
 Zamecnick, P. C., G307, G312, G423, Q237, Q376, Q392, Q527, Q532, Q703, Q752, Q770, Q808.
 Zankel, H. T., C176, C277.
 Zatman, L. J., Q244, Q368.
 Zbinovsky, V., N94.
 Zedler, G. G., C57.
 Zeid, M. M., DD39.
 Zeldes, H., Y129, Z3.
 Zeldes, N., Y283.
 Zelikoff, M., X182, X183.
 Zeltmann, A. H., T89, U108.
 Zemany, P. D., U25, U274.
 Zetterstrom, R., L20, BB102.
 Ziegler, M. R., C123.
 Zieve, L., A12, A13.
 Ziff, M., C7.
 Zill, L. P., O29, Q316, R19, R175, R233.
 Zilversmit, D. B., A153, A155, G149, G413, G461, G503, G507, H79, J54, J81, J179, J365, Q515, Q640, Q708, Q777, Q812, T71, W76, BB36, BB214, BB219.
 Zimmerman, E. L., Y120.
 Zimmerman, M., T12.
 Zimmerman, R. L., Z23.
 Zingg, W., C106.
 Zink, O. C., C175.
 Zipkin, I., J308, J309, J310.
 Zipser, A., A32, G69, J301.
 Zirkle, R. E., P81, P154.
 Zollinger, R. M., G167.
 Zook, H. D., Q88.
 Zorn, E. M., C280, C338, H13.
 Zucker, A., Y43, Z36.
 Zucker, E. R., X333, Y119, Y126, Y234.
 Zuckerman, B. M., L173.
 Zumwalt, L. R., CC17.
 Zwilling, E., G336.