

AD-A277 002

USAARL Report No. 94-8

①



Technical Evaluation of the UH-60Q: Medical Suction System

DTIC
ELECTE
MAR 14 1994
S F D

By

**James E. Bruckart
Joseph R. Licina**

Aircrew Protection Division

and

**Martin D. Quattlebaum
COBRO, Inc.**

404
578

94-08058



January 1994

Approved for public release; distribution unlimited.

DTIC QUALITY INSPECTED 9

94 3 11 028

**United States Army Aeromedical Research Laboratory
Fort Rucker, Alabama 36362-0577**

Notice

Qualified requesters

Qualified requesters may obtain copies from the Defense Technical Information Center (DTIC), Cameron Station, Alexandria, Virginia 22314. Orders will be expedited if placed through the librarian or other person designated to request documents from DTIC.

Change of address

Organizations receiving reports from the U.S. Army Aeromedical Research Laboratory on automatic mailing lists should confirm correct address when corresponding about laboratory reports.

Disposition

Destroy this document when it is no longer needed. Do not return it to the originator.

Disclaimer


The views, opinions, and/or findings contained in this report are those of the author(s) and should not be construed as an official Department of the Army position, policy, or decision, unless so designated by other official documentation. Citation of trade names in this report does not constitute an official Department of the Army endorsement or approval of the use of such commercial items.


Reviewed:



KEVIN T. MASON
LTC, MC, MFS
Director, Aircrew Protection
Division

Released for publication:


ROGER W. WILEY, O.D., Ph.D.
Chairman, Scientific
Review Committee


DAVID H. KARNEY
Colonel, MC, SFS
Commanding

REPORT DOCUMENTATION PAGE				Form Approved OMB No. 0704-0188	
1a. REPORT SECURITY CLASSIFICATION Unclassified			1b. RESTRICTIVE MARKINGS		
2a. SECURITY CLASSIFICATION AUTHORITY			3. DISTRIBUTION / AVAILABILITY OF REPORT Approved for public release, distribution unlimited		
2b. DECLASSIFICATION / DOWNGRADING SCHEDULE					
4. PERFORMING ORGANIZATION REPORT NUMBER(S) USAARL Report No. 94-8			5. MONITORING ORGANIZATION REPORT NUMBER(S)		
6a. NAME OF PERFORMING ORGANIZATION U.S. Army Aeromedical Research Laboratory		6b. OFFICE SYMBOL (If applicable) SGRD-UAD-IE	7a. NAME OF MONITORING ORGANIZATION U.S. Army Medical Research and Development Command		
6c. ADDRESS (City, State, and ZIP Code) P.O. Box 620577 Fort Rucker, AL 36362-0577			7b. ADDRESS (City, State, and ZIP Code) Fort Detrick Frederick, MD 21702-5012		
8a. NAME OF FUNDING / SPONSORING ORGANIZATION Aviation and Troop Command		8b. OFFICE SYMBOL (If applicable) SFAE-AV-BH	9. PROCUREMENT INSTRUMENT IDENTIFICATION NUMBER		
8c. ADDRESS (City, State, and ZIP Code) Project Manager, Utility Helicopters 4300 Goodfellow Blvd St. Louis, MO 63120-1798			10. SOURCE OF FUNDING NUMBERS		
			PROGRAM ELEMENT NO.	PROJECT NO.	TASK NO.
			WORK UNIT ACCESSION NO.		
11. TITLE (Include Security Classification) Technical evaluation of UH-60Q: Medical suction system					
12. PERSONAL AUTHOR(S) James E. Bruckart, Joseph R. Licina, and Martin D. Quattlebaum					
13a. TYPE OF REPORT		13b. TIME COVERED FROM _____ TO _____	14. DATE OF REPORT (Year, Month, Day) 1994 January		15. PAGE COUNT 11
16. SUPPLEMENTARY NOTATION					
17. COSATI CODES			18. SUBJECT TERMS (Continue on reverse if necessary and identify by block number)		
FIELD	GROUP	SUB-GROUP	UH-60Q, MEDEVAC Black Hawk, medical equipment, testing		
06	12				
01	03				
19. ABSTRACT (Continue on reverse if necessary and identify by block number)					
<p>The UH-60Q prototype MEDEVAC Black Hawk is configured to provide day/night, adverse weather, emergency movement of patients. The objective of this report is to describe the results of performance test on the medical suction system installed on the prototype aircraft.</p> <p>The medical suction system in the aircraft consists of two independent suction pumps capable of producing from 0 to 250 mmHg continuous or intermittent vacuum through any of six ¼-inch ports. Each port accommodated an air flow of 17 to 18 liters per minute and was not affected by operation of other ports on the same pump.</p> <p>The redundant design of the system will provide some backup capability if a single suction pump fails. Labeling of the controls requires modification. Medical aidmen operating the unit recommended the pressure controls and outlets be moved to the control panel by the head of the patient.</p>					
20. DISTRIBUTION / AVAILABILITY OF ABSTRACT <input checked="" type="checkbox"/> UNCLASSIFIED/UNLIMITED <input type="checkbox"/> SAME AS RPT. <input type="checkbox"/> DTIC USERS			21. ABSTRACT SECURITY CLASSIFICATION Unclassified		
22a. NAME OF RESPONSIBLE INDIVIDUAL Chief, Science Support Center			22b. TELEPHONE (Include Area Code) 205-255-6907	22c. OFFICE SYMBOL SGRD-UAX-SI	

Table of contents

List of tables 2

List of figures 2

Introduction 3

Materials and methods 3

Results 6

Discussion 6

Summary 8

References 9

Appendix A: Mission profile summaries 10

Accession For	
NTIS CRA&I	<input checked="" type="checkbox"/>
DTIC TAB	<input type="checkbox"/>
Unannounced	<input type="checkbox"/>
Justification	
By _____	
Distribution/	
Availability Codes	
Dist	Availability for Special
A-1	

List of figures

Figure	Page
1. Suction outlets and pressure controls located at top of the litter lift system	4
2. Control panel for lift mechanism, patient lighting, and oxygen outlets	5
3. Label of pressure regulators is partially obscured	7

List of tables

Table	
1. Comparison of selected and measured pressure (mmHg) for each suction outlet	6

Introduction

The UH-60Q prototype MEDEVAC Black Hawk is configured to provide day/night, adverse weather, emergency movement of patients. The Materiel Need Statement for the UH-60Q directs that the aircraft be capable of performing medical evacuation in several mission profiles (Department of the Army, 1992). These include Southwest Asia, Europe, MAST, and Persian Gulf scenarios that are summarized in Appendix A. The U.S. Army Aeromedical Research Laboratory (USAARL) was tasked by the Utility Helicopter Program Manager to evaluate the UH-60Q aircraft in flights that simulate the typical mission profiles. This information is needed to determine functional requirements for future operational and user tests of the UH-60Q. This report details the results of technical evaluations of the medical suction system of the aircraft. An analysis of other features of the medical interior and details on the performance of the aircraft system in mission scenarios is detailed in other reports.

The UH-60 aircraft, serial number 86-24560, is configured as the Proof of Principle Aircraft YUH-60A(Q). This helicopter is equipped with an enhanced medical interior, enhanced avionics and visual displays, and an externally-mounted rescue hoist.

The objective of this report is to describe the results of performance tests on the medical suction system. This information will be useful to the Utility Helicopter Project Manager when evaluating how each component of the medical interior enhances or degrades the ability of a typical flight medic to perform his duties.

Materials and methods

The medical suction system is a pair of electrically powered suction pumps which provide suction at a regulated pressure to six outlets in the aircraft. The suction system is manufactured by Air Methods, Inc., Denver. Each suction pump operates independently and is mounted in the area between the aircraft fuselage and the litter lift system. Three suction outlets are located at the top of each litter lift. The on/off power control for the pump and three outlets is mounted on the bulkhead for the corresponding lift. The pressure control for each outlet is mounted below the corresponding outlet. The system is capable of producing continuous suction from 0 to 240 mmHg through a 1/4-inch hose outlet. The units also produce intermittent suction with an adjustable duration for suction and rest periods. The suction outlets and pressure controls are shown in Figure 1. Figure 2 shows the power switch for a suction system on the bulkhead at the front edge of the cargo door.

There were no formal procedures, manuals, or training program available for operating the suction system. Operation of the suction system was determined by observation of the unit functions and hands-on practice.




Figure 1. Suction outlets and pressure controls located at top of the litter lift system.

The pressure (vacuum) produced by each outlet was checked with a pressure gauge through the range of operating pressures during ground operation. Each outlet was evaluated when operated alone and when another outlet on the same pump was producing maximum




Figure 2. Control panel for lift mechanism, patient lighting, and oxygen outlets.

flow. Provisions of the airworthiness release for the aircraft prevented in-flight evaluation of the performance of the suction system

Results

The medical suction system is capable of producing an adjustable regulated pressure (vacuum). Each suction outlet produced a maximum flow of 17 to 18 liters per minute and the individual outlet controls were calibrated accurately. A comparison of the indicated and measured pressure for each outlet is shown in table 1. The regulated pressure did not change when another outlet using the same suction pump was operating at maximum flow.

Table 1.
Comparison of selected and measured pressure (mmHg) for each suction outlet.

Selected pressure	Measured pressure - left side outlets			Measured pressure - right side outlets		
	A	B	C	A	B	C
Max flow	261	245	267	251	257	250
150	148	147	150	159	160	156
100	101	98	102	109	113	108
50	57	53	56	57	66	59

Discussion

The suction systems in the prototype aircraft are capable of producing a regulated suction during ground operation as designed. In-flight evaluation is required to confirm similar operation in the lower pressure atmosphere at higher altitudes. The presence of redundant systems in the aircraft reduces the potential for loss of suction due to mechanical failure of a single unit. It was possible to use the suction system on one litter lift to perform suction on a patient on the opposite lift.

There is no specific operational capability for a medical suction system detailed in the Materiel Need (MN) document for the UH-60Q (Department of the Army, 1992). A letter of inquiry on suction apparatus performance from the Director of Combat Developments, former Academy of Health Sciences (1991) details the minimum acceptable performance of a suction system include a suction range of 0 to 250 mmHg, flow not less than 2 liters per minute, capable of continuous and intermittent operation, vacuum level selection control, and will interface with disposable or reusable collection containers. The suction system in the UH-60Q exceeds these minimum requirements.

The suction outlets should be labeled to correspond to the vacuum gauge letters (Figure 1). The intermittent label on the operation selector for each suction outlet is covered by the face plate on the litter lift. This control is marked for continuous, off, or intermittent operation as shown in Figure 3. Medical aidmen simulating use of the suction system in typical evacuation missions stated a preference that all outlets and controls for the suction system should be mounted on the control panel with the power switch. This will facilitate operation from their seat and provide best access to suction the upper airway.




Figure 3. Label of pressure regulators is partially obscured.

Summary

The medical suction system in the prototype aircraft consists of two independent units installed between the litter lift system and the aircraft fuselage. This arrangement provides redundancy in the event of a mechanical failure of one system. Each of the two suction units is capable of providing continuous and intermittent regulated suction from 0 to 250 mmHg vacuum through three 1/4-inch outlets. The maximum flow through any single outlet is between 17 and 18 liters per minute.

Improvements in labeling of the suction outlets and control are required. Medical aidmen stated a preference that the suction outlets and all controls should be mounted on the control panel with the power switch.

References

Department of the Army. 1992. Appendix 1, UH-60A Black Hawk materiel need, production, dated 1979, (MN) (P) for Dustoff Black Hawk (UH-60Q).

Moody, H. L. 1991. Letter of inquiry, suction apparatus. Fort Sam Houston, TX: Memorandum for Commander, U.S. Army Medical Research and Development Command, ATTN: SGRD-ZX. April 1.

Appendix A.
Mission profile summaries

A. AEROMEDICAL EVACUATION (SOUTHWEST ASIA). The UH-60Q, collocated with a forward support medical company in direct support to a maneuver brigade, receives a mission to transport a trauma treatment team from the forward support medical company forward to a battalion aid station and then evacuate six litter patients and one ambulatory patient from the battalion aid station to the division clearing station located in the brigade support area (BSA). The UH-60Q departs the BSA with the trauma treatment team and flies at an airspeed of 120 knots using contour flight technique for 67 nautical miles (nm) and then slows to an airspeed of 30 knots using NOE flight technique for the last 3 nm to the battalion aid station. The trauma treatment team is off-loaded and the patients are loaded into the aircraft. (20 minutes allocated for loading and unloading) The UH-60Q departs the battalion aid station using NOE for the first 3 nm and then transitions to contour flight for the remaining 67 nm to the BSA. The patients are off-loaded at division clearing station (10 minutes allocated) at which time the aircraft is ready for the next mission. Total time for the mission, to include patient loading and unloading times, is approximately 118 minutes.

Event	Distance (nm)	Speed (kts)	Flight mode	Time (min)
1 - 2	70	120/30	LL/NOE	44
Load patients			Landed	20
2-3	70	30/120	NOE/LL	44
Unload patients			Landed	10
TOTAL	140			118 (1.9 hr)

B. AEROMEDICAL EVACUATION (MAST). A UH-60Q located at a military installation receives a night MAST mission to transfer two patients involved in a traffic accident from a small community hospital to a medical center capable of providing life saving (definitive) medical treatment. The gaining hospital requests the mission and provides two nurses and a critical care physician to assist in the enroute care of the patients. The weather is marginal but acceptable. The small community does not have an airport or weather reporting capability and is not situated along the FAA enroute and terminal flight system. After premission planning, the crew flies to the medical center (8 nm, 125 kts, low level) to pick up additional health care providers (5 minutes for loading). The crew uses onboard navigational equipment to locate and fly to the community hospital (80 nm, 120 to 145 kts, contour or low level). Unforecast weather was encountered at the pickup site. After landing, the health care team goes into the hospital to obtain patient briefings and execute transfer of patient responsibility (10 minutes for loading). The physician and the medic attend the adult patient while the nurses attend the baby. Once

loaded, the crew departs for the medical center. The patients require constant enroute treatment and monitoring on the return flight. The health care providers must use white light to provide appropriate care and must talk back and forth constantly. The female patient's condition deteriorates requiring the physician to contact the medical center to alert the operating room personnel of the requirement for immediate surgery upon arrival. Upon landing at the hospital helipad, the patients are off loaded and moved into the hospital. The flight crew returns to the military installation (8 nm) and mission is complete. Total mission time is 2 hours.

Event	Distance (nm)	Speed (kts)	Flight mode	Time (min)
1 - 2	8	125	LL	5
Load personnel			Landed	5
2-3	80	120-145	LL	40
Load patients			Landed	10
3-4	80	145	LL	35
Offload patients			Landed	10
4-5	8	125	LL	5
TOTAL	176			120 (2 hr)

C. AEROMEDICAL EVACUATION (PERSIAN GULF). Low level flight for a distance of 200 nm with an airspeed of 110 to 120 kts. Hoist rescue from a hover of less than 70 feet (25 minutes allowed) followed by 170 nm low level flight at 110 to 120 nm. At this point, the patients are offloaded and the aircraft flies 50 nm (low level) at an airspeed of 110 to 120 kts.

Event	Distance (nm)	Speed (kts)	Flight mode	Time (min)
1 - 2	200	110-120	LL	120
Rescue			Hover	25
2-3	170	110-120	LL	105
Unload patients			Landed	
3-4	50	110-120	LL	25
Offload patients			Landed	10
TOTAL	420+			275-305 (5.1 hr)

Adapted from Annex B, Appendix 1, UH-60A Black Hawk Materiel Need, Production, dated 1979 (MN) (P)

Initial distribution

Commander, U.S. Army Natick Research,
Development and Engineering Center
ATTN: SATNC-MIL (Documents
Librarian)
Natick, MA 01760-5040

U.S. Army Communications-Electronics
Command
ATTN: AMSEL-RD-ESA-D
Fort Monmouth, NJ 07703

Commander
10th Medical Laboratory
ATTN: Audiologist
APO New York 09180

Naval Air Development Center
Technical Information Division
Technical Support Detachment
Warminster, PA 18974

Commanding Officer, Naval Medical
Research and Development Command
National Naval Medical Center
Bethesda, MD 20814-5044

Deputy Director, Defense Research
and Engineering
ATTN: Military Assistant
for Medical and Life Sciences
Washington, DC 20301-3080

Commander, U.S. Army Research
Institute of Environmental Medicine
Natick, MA 01760

Library
Naval Submarine Medical Research Lab
Box 900, Naval Sub Base
Groton, CT 06349-5900

Director, U.S. Army Human
Engineering Laboratory
ATTN: Technical Library
Aberdeen Proving Ground, MD 21005

Commander
Man-Machine Integration System
Code 602
Naval Air Development Center
Warminster, PA 18974

Commander
Naval Air Development Center
ATTN: Code 602-B (Mr. Brindle)
Warminster, PA 18974

Commanding Officer
Armstrong Laboratory
Wright-Patterson
Air Force Base, OH 45433-6573

Director
Army Audiology and Speech Center
Walter Reed Army Medical Center
Washington, DC 20307-5001

Commander/Director
U.S. Army Combat Surveillance
and Target Acquisition Lab
ATTN: SFAE-IEW-JS
Fort Monmouth, NJ 07703-5305

Commander, U.S. Army Institute
of Dental Research
ATTN: Jean A. Setterstrom, Ph. D.
Walter Reed Army Medical Center
Washington, DC 20307-5300

Commander, U.S. Army Test
and Evaluation Command
ATTN: AMSTE-AD-H
Aberdeen Proving Ground, MD 21005

Naval Air Systems Command
Technical Air Library 950D
Room 278, Jefferson Plaza II
Department of the Navy
Washington, DC 20361

Director
U.S. Army Ballistic
Research Laboratory
ATTN: DRXBR-OD-ST Tech Reports
Aberdeen Proving Ground, MD 21005

Commander
U.S. Army Medical Research
Institute of Chemical Defense
ATTN: SGRD-UV-AO
Aberdeen Proving Ground,
MD 21010-5425

Commander, U.S. Army Medical
Research and Development Command
ATTN: SGRD-RMS (Ms. Madigan)
Fort Detrick, Frederick, MD 21702-5012

Director
Walter Reed Army Institute of Research
Washington, DC 20307-5100

HQ DA (DASG-PSP-O)
5109 Leesburg Pike
Falls Church, VA 22041-3258

Harry Diamond Laboratories
ATTN: Technical Information Branch
2800 Powder Mill Road
Adelphi, MD 20783-1197

U.S. Army Materiel Systems
Analysis Agency
ATTN: AMXSY-PA (Reports Processing)
Aberdeen Proving Ground
MD 21005-5071

U.S. Army Ordnance Center
and School Library
Simpson Hall, Building 3071
Aberdeen Proving Ground, MD 21005

U.S. Army Environmental
Hygiene Agency
ATTN: HSHB-MO-A
Aberdeen Proving Ground, MD 21010

Technical Library Chemical Research
and Development Center
Aberdeen Proving Ground, MD
21010-5423

Commander
U.S. Army Medical Research
Institute of Infectious Disease
SGRD-UIZ-C
Fort Detrick, Frederick, MD 21702

Director, Biological
Sciences Division
Office of Naval Research
600 North Quincy Street
Arlington, VA 22217

Commander
U.S. Army Materiel Command
ATTN: AMCDE-XS
5001 Eisenhower Avenue
Alexandria, VA 22333

Commandant
U.S. Army Aviation
Logistics School ATTN: ATSQ-TDN
Fort Eustis, VA 23604

Headquarters (ATMD)
U.S. Army Training
and Doctrine Command
ATTN: ATBO-M
Fort Monroe, VA 23651

IAF Liaison Officer for Safety
USAF Safety Agency/SEFF
9750 Avenue G, SE
Kirtland Air Force Base
NM 87117-5671

Naval Aerospace Medical
Institute Library
Building 1953, Code 03L
Pensacola, FL 32508-5600

Command Surgeon
HQ USCENTCOM (CCSG)
U.S. Central Command
MacDill Air Force Base, FL 33608

Air University Library
(AUL/LSE)
Maxwell Air Force Base, AL 36112

U.S. Air Force Institute
of Technology (AFIT/LDEE)
Building 640, Area B
Wright-Patterson
Air Force Base, OH 45433

Henry L. Taylor
Director, Institute of Aviation
University of Illinois-Willard Airport
Savoy, IL 61874

Chief, National Guard Bureau
ATTN: NGB-ARS (COL Urbauer)
Room 410, Park Center 4
4501 Ford Avenue
Alexandria, VA 22302-1451

Commander
U.S. Army Aviation Systems Command
ATTN: SGRD-UAX-AL
4300 Goodfellow Blvd., Building 105
St. Louis, MO 63120

U.S. Army Aviation Systems Command
Library and Information Center Branch
ATTN: AMSAV-DIL
4300 Goodfellow Boulevard
St. Louis, MO 63120

Federal Aviation Administration
Civil Aeromedical Institute
Library AAM-400A
P.O. Box 25082
Oklahoma City, OK 73125

Commander
U.S. Army Academy
of Health Sciences
ATTN: Library
Fort Sam Houston, TX 78234

Commander
U.S. Army Institute of Surgical Research
ATTN: SGRD-USM (Jan Duke)
Fort Sam Houston, TX 78234-6200

AAMRL/HEX
Wright-Patterson
Air Force Base, OH 45433

John A. Dellinger,
Southwest Research Institute
P. O. Box 28510
San Antonio, TX 78284

Product Manager
Aviation Life Support Equipment
ATTN: AMCPM-ALSE
4300 Goodfellow Boulevard
St. Louis, MO 63120-1798

Commander and Director
USAE Waterways Experiment Station
ATTN: CEWES-IM-MI-R
Alfrieda S. Clark, CD Department
3909 Halls Ferry Road
Vicksburg, MS 39180-6199

Commanding Officer
Naval Biodynamics Laboratory
P.O. Box 24907
New Orleans, LA 70189-0407

Assistant Commandant
U.S. Army Field Artillery School
ATTN: Morris Swott Technical Library
Fort Sill, OK 73503-0312

Mr. Peter Seib
Human Engineering Crew Station
Box 266
Westland Helicopters Limited
Yeovil, Somerset BA20 2YB UK

U.S. Army Dugway Proving Ground
Technical Library, Building 5330
Dugway, UT 84022

U.S. Army Yuma Proving Ground
Technical Library
Yuma, AZ 85364

AFFTC Technical Library
6510 TW/TSTL
Edwards Air Force Base,
CA 93523-5000

Commander
Code 3431
Naval Weapons Center
China Lake, CA 93555

Aeromechanics Laboratory
U.S. Army Research and Technical Labs
Ames Research Center, M/S 215-1
Moffett Field, CA 94035

Sixth U.S. Army
ATTN: SMA
Presidio of San Francisco, CA 94129

Commander
U.S. Army Aeromedical Center
Fort Rucker, AL 36362

Strughold Aeromedical Library
Document Service Section
2511 Kennedy Circle
Brooks Air Force Base, TX 78235-5122

Dr. Diane Damos
Department of Human Factors
ISSM, USC
Los Angeles, CA 90089-0021

U.S. Army White Sands
Missile Range
ATTN: STEWS-IM-ST
White Sands Missile Range, NM 88002

U.S. Army Aviation Engineering
Flight Activity
ATTN: SAVTE-M (Tech Lib) Stop 217
Edwards Air Force Base, CA 93523-5000

Ms. Sandra G. Hart
Ames Research Center
MS 262-3
Moffett Field, CA 94035

Commander, Letterman Army Institute
of Research
ATTN: Medical Research Library
Presidio of San Francisco, CA 94129

Commander
U.S. Army Medical Materiel
Development Activity
Fort Detrick, Frederick, MD 21702-5009

Commander
U.S. Army Health Services Command
ATTN: HSOP-SO
Fort Sam Houston, TX 78234-6000

U. S. Army Research Institute
Aviation R&D Activity
ATTN: PERI-IR
Fort Rucker, AL 36362

Commander
U.S. Army Safety Center
Fort Rucker, AL 36362

U.S. Army Aircraft Development
Test Activity
ATTN: STEBG-MP-P
Cairns Army Air Field
Fort Rucker, AL 36362

Commander, U.S. Army Medical Research
and Development Command
ATTN: SGRD-PLC (COL Schnakenberg)
Fort Detrick, Frederick, MD 21702

TRADOC Aviation LO
Unit 21551, Box A-209-A
APO AE 09777

Netherlands Army Liaison Office
Building 602
Fort Rucker, AL 36362

British Army Liaison Office
Building 602
Fort Rucker, AL 36362

Italian Army Liaison Office
Building 602
Fort Rucker, AL 36362

Directorate of Training Development
Building 502
Fort Rucker, AL 36362

Chief
USAHEL/USAAVNC Field Office
P. O. Box 716
Fort Rucker, AL 36362-5349

Commander, U.S. Army Aviation Center
and Fort Rucker
ATTN: ATZQ-CG
Fort Rucker, AL 36362

Chief
Test & Evaluation Coordinating Board
Cairns Army Air Field
Fort Rucker, AL 36362

MAJ Terry Newman
Canadian Army Liaison Office
Building 602
Fort Rucker, AL 36362

German Army Liaison Office
Building 602
Fort Rucker, AL 36362

French Army Liaison Office
USAAVNC (Building 602)
Fort Rucker, AL 36362-5021

Australian Army Liaison Office
Building 602
Fort Rucker, AL 36362

Dr. Garrison Rapmund
6 Burning Tree Court
Bethesda, MD 20817

Commandant, Royal Air Force
Institute of Aviation Medicine
Farnborough, Hampshire GU14 6SZ UK

Commander
U.S. Army Biomedical Research
and Development Laboratory
ATTN: SGRD-UBZ-I
Fort Detrick, Frederick, MD 21702

Defense Technical Information
Cameron Station, Building 5
Alexandria, VA 22304-6145

Commander, U.S. Army Foreign Science
and Technology Center
AIFRTA (Davis)
220 7th Street, NE
Charlottesville, VA 22901-5396

Director,
Applied Technology Laboratory
USARTL-AVSCOM
ATTN: Library, Building 401
Fort Eustis, VA 23604

Commander, U.S. Air Force
Development Test Center
101 West D Avenue, Suite 117
Eglin Air Force Base, FL 32542-5495

Aviation Medicine Clinic
TMC #22, SAAF
Fort Bragg, NC 28305

Dr. H. Dix Christensen
Bio-Medical Science Building, Room 753
Post Office Box 26901
Oklahoma City, OK 73190

Commander, U.S. Army Missile
Command
Redstone Scientific Information Center
ATTN: AMSMI-RD-CS-R
/ILL Documents
Redstone Arsenal, AL 35898

Director
Army Personnel Research Establishment
Farnborough, Hants GU14 6SZ UK

U.S. Army Research and Technology
Laboratories (AVSCOM)
Propulsion Laboratory MS 302-2
NASA Lewis Research Center
Cleveland, OH 44135

COL John F. Glenn
U.S. Army Medical Research
& Development Command
SGRD-ZC
Fort Detrick, Frederick, MD 21702-5012

Dr. Eugene S. Channing
7985 Schooner Court
Frederick, MD 21701-3273

USAMRDC Liaison at Academy
of Health Sciences
ATTN: HSHA-ZAC-F
Fort Sam Houston, TX 78234

Dr. A. Kornfield, President
Biosearch Company
3016 Revere Road
Drexel Hill, PA 29026

NVESD
AMSEL-RD-NV-ASID-PST
(Attn: Trang Bui)
10221 Burbeck Road
Fort Belvoir, VA 22060-5806

CA Av Med
HQ DAAC
Middle Wallop
Stockbridge, Hants S020 8DY UK

Dr. Christine Schlichting
Behavioral Sciences Department
Box 900, NAVUBASE NLON
Groton, CT 06349-5900

Commander, HQ AAC/SGPA
Aerospace Medicine Branch
ATTN: CPT Joseph R. Smith
162 Dodd Boulevard, Suite 100
Langley Air Force Base,
VA 23665-1995

COL C. Fred Tyner
U.S. Army Medical Research
& Development Command
SGRD-ZB
Fort Detrick, Frederick, MD 21702-5012

Director
Directorate of Combat Developments
ATZQ-CD
Building 515
Fort Rucker, AL 36362