

AD-A256 653



2

DEFENSE ADVANCED RESEARCH PROJECTS AGENCY/OFFICE OF NAVAL RESEARCH

Grant N00014-90-J-1320

R&T Code a400008df

Technical Report No. 39

Electronic and Ionic Transport in Processable Conducting Polymers

Martin Pomerantz, Grant Administrator

Krishnan Rajeshwar

Dennis S. Marynick

Center for Advanced Polymer Research

Department of Chemistry

Box 19065

The University of Texas at Arlington

Arlington, TX 76019-0065

and

John R. Reynolds

Department of Chemistry

University of Florida

Gainesville, FL

DTIC
ELECTE
OCT 14 1992
S C D

92-27012



9 Pf

**Poly(2,3-dihexylthieno[3,4-b]pyrazine). A New Processable
Low Band-Gap Polyheterocycle**

Martin Pomerantz,* Benjamin Chaloner-Gill, Larry O. Harding,
John J. Tseng and Wendy J. Pomerantz

Accepted for publication in *J. Chem. Soc., Chemical Communications*

October 5, 1992

Reproduction in whole, or in part, is permitted for any purpose of the United States Government.

This document has been approved for public release and sale: its distribution is unlimited.

92 1 056

Accepted for Publication in *J. Chem. Soc., Chemical Communications*

Poly(2,3-dihexylthieno[3,4-b]pyrazine). A New Processable Low Band-Gap Polyheterocycle

Martin Pomerantz,* Benjamin Chaloner-Gill, Larry O. Harding, John J. Tseng and Wendy J. Pomerantz

Center for Advanced Polymer Chemistry, Department of Chemistry, Box 19065, The University of Texas at Arlington, Arlington, Texas, 76019, USA

A new soluble, low band-gap polymer, poly(2,3-dihexylthieno[3,4-b]pyrazine) (**2b**), which is dark blue-black in the neutral state and which becomes transparent light yellow when doped has been prepared; it has a doped film conductivity of $3.6 \times 10^{-2} \text{ S cm}^{-1}$ and a band-gap (film) of ca. 0.95 eV making it one of the lowest band-gap polymers prepared to date.

Highly conjugated organic polymers which can be made electronically conducting have been of interest to scientists for a number of years. These systems are generally highly coloured in the neutral, non-conducting state and upon doping, typically oxidatively, new electronic states are formed resulting in shifts in the optical absorptions to longer wavelength. This means that oxidatively doped conducting polymers are generally even more highly coloured and opaque than their neutral

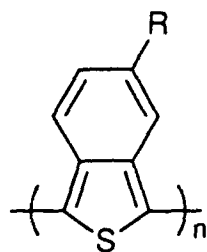
REPORT DOCUMENTATION PAGE

1a. REPORT SECURITY CLASSIFICATION Unclassified		1b. RESTRICTIVE MARKINGS	
2a. SECURITY CLASSIFICATION AUTHORITY		3. DISTRIBUTION / AVAILABILITY OF REPORT	
2b. DECLASSIFICATION / DOWNGRADING SCHEDULE			
4. PERFORMING ORGANIZATION REPORT NUMBER(S) Technical Report No. 39		5. MONITORING ORGANIZATION REPORT NUMBER(S)	
6a. NAME OF PERFORMING ORGANIZATION The University of Texas at Arlington	6b. OFFICE SYMBOL (If applicable)	7a. NAME OF MONITORING ORGANIZATION Office of Naval Research	
6c. ADDRESS (City, State, and ZIP Code) Center for Advanced Polymer Research Department of Chemistry, Box 19065, University of Texas at Arlington, Arlington, TX, 76019		7b. ADDRESS (City, State, and ZIP Code) 800 North Quincy Street Arlington, Virginia 22217	
8a. NAME OF FUNDING / SPONSORING ORGANIZATION Defense Advanced Research Projects Agency	8b. OFFICE SYMBOL (If applicable) DARPA	9. PROCUREMENT INSTRUMENT IDENTIFICATION NUMBER N00014-90-J-1320	
8c. ADDRESS (City, State, and ZIP Code) 3701 North Fairfax Drive Arlington, Virginia 22203-1714		10. SOURCE OF FUNDING NUMBERS	
		PROGRAM ELEMENT NO.	PROJECT NO.
11. TITLE (Include Security Classification) Poly(2,3-dihexylthieno[3,4-b]pyrazine). A New Processable Low Band-Gap Polyheterocycle			
12. PERSONAL AUTHOR(S) Martin Pomerantz, Benjamin Chaloner-Gill, Larry O. Harding, John J. Tseng and Wendy J. Pomerantz			
13a. TYPE OF REPORT Technical	13b. TIME COVERED FROM _____ TO _____	14. DATE OF REPORT (Year, Month, Day) 1992, October, 5	15. PAGE COUNT 8
16. SUPPLEMENTARY NOTATION Accepted for publication in <u>J. Chem. Soc., Chemical Communications</u>			
17. COSATI CODES		18. SUBJECT TERMS (Continue on reverse if necessary and identify by block number) Poly(2,3-dihexylthieno[3,4-b]pyrazine, Low Band-Gap, Conducting polymer, Processable	
FIELD	GROUP SUB-GROUP		
19. ABSTRACT (Continue on reverse if necessary and identify by block number)			
<p>A new soluble, low band-gap polymer, poly(2,3-dihexylthieno[3,4-b]pyrazine), which is dark blue-black in the neutral state and which becomes transparent light yellow when doped has been prepared and studied. The preparation involves a multistep synthesis which involves condensation of 3,4-diaminothiophene with 7,8-tetradecanedione to produce 2,3-dihexylthieno[3,4-b]pyrazine which is polymerized with ferric chloride. Poly(2,3-dihexylthieno[3,4-b]pyrazine) has a doped film conductivity of $3.6 \times 10^{-2} \text{ S cm}^{-1}$ and a band-gap (film) of ca. 0.95 eV making it one of the lowest band-gap polymers prepared to date.</p>			
20. DISTRIBUTION / AVAILABILITY OF ABSTRACT <input checked="" type="checkbox"/> UNCLASSIFIED/UNLIMITED <input type="checkbox"/> SAME AS RPT. <input type="checkbox"/> DTIC USERS		21. ABSTRACT SECURITY CLASSIFICATION Unclassified	
22a. NAME OF RESPONSIBLE INDIVIDUAL Dr. JoAnn Milliken		22b. TELEPHONE (Include Area Code) (202) 696-4410	22c. OFFICE SYMBOL

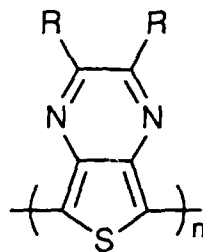
counterparts. There has been considerable effort recently to find low band-gap "transparent" conducting polymers, that is, systems which absorb less visible light in the doped conducting state than in the neutral non-conducting state. This was initiated by the report in 1984 by Wudl and Heeger¹ that poly(isothianaphthene) (**1a**; poly(benzo[c]thiophene)) was a low band-gap dark blue-black polymer which became greenish-yellow and "transparent" upon doping.² The band-gap of the film was shown to be about 1.0-1.1 eV.¹⁻³ Unfortunately **1a** is not particularly soluble,⁴ does not melt below its decomposition temperature and so can not easily be processed.

The current interest in low band-gap polymers coupled with the paucity of reports of processable systems, prompts us to report our results on a new processable low band-gap polymer, poly(2,3-dihexylthieno[3,4-b]pyrazine) (**2b**). We chose this system since, first, recent theoretical calculations suggested a lower band-gap for the parent poly(thieno[3,4-b]pyrazine) (**2a**; 0.70 eV) than for the parent **1a** (0.80 eV)⁵ and second, the alkyl groups would render the material soluble in typical organic solvents and therefore processable.⁶

Interestingly, the theoretical calculations (see ref. 5 and references cited



1 a: R = H
b: R = C₁₀H₂₁



2 a: R = H
b: R = C₆H₁₃

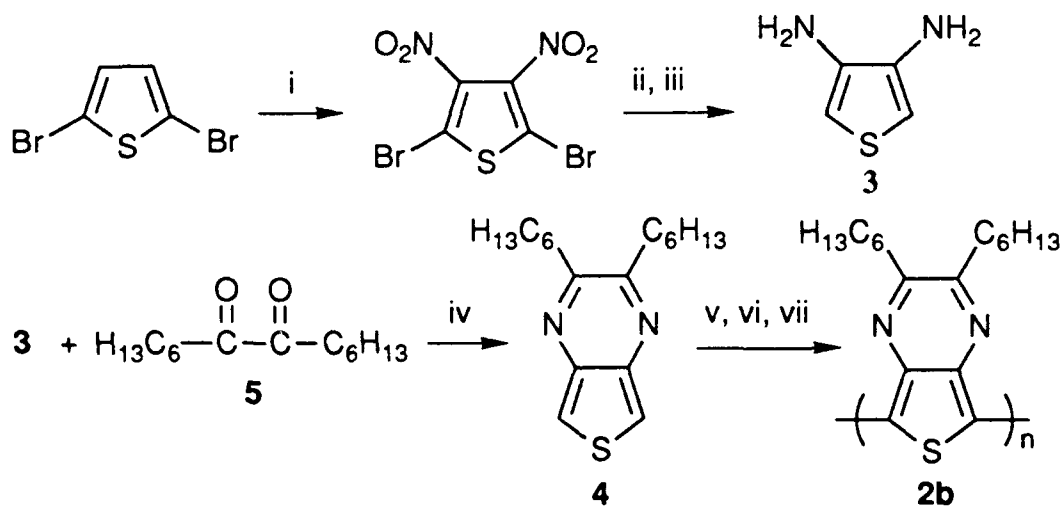
Classification For	
DTIC TAB	<input checked="" type="checkbox"/>
Unannounced	<input type="checkbox"/>
Justification	<input type="checkbox"/>
Distribution/	
Availability Codes	
Avail and/or	
Dist Special	

A-1

DTIC QUALITY INSPECTED

therein) for poly(isothianaphthene) (**1a**) suggested that the planar quinoid form was more stable than the aromatic form (by *ca.* 2.4 kcal per unit chain length) and that the backbone of the aromatic form was twisted. The band-gaps for the quinoid form and the twisted aromatic form were calculated to be 0.80 eV and 1.64 eV respectively.⁵ On the other hand, for the parent poly(thieno[3,4-b]pyrazine) (**2a**) the planar quinoid form was 4.2 kcal per unit chain length more stable than the aromatic form which in this case was also planar. The band-gaps for the quinoid and aromatic forms were calculated to be 0.70 eV and 0.12 eV respectively.⁵

The monomer, 2,3-dihexylthieno[3,4-b]pyrazine (**4**), was prepared as shown in Scheme 1. It involved preparation of 3,4-diaminothiophene (**3**) by a multiple, one-pot reduction of 2,5-dibromo-3,4-dinitrothiophene,^{7a} which was then condensed with 7,8-tetradecanedione (**5**),⁸ following the procedure described in the literature.^{7b} Spectroscopic data and elemental analysis were in full accord with the structure.



Scheme 1 Reagents and Conditions: i, fuming HNO_3 , fuming H_2SO_4 , 20-30 °C; ii, Sn, HCl, 30 °C then 0 °C; iii, 4N NaOH/ ether; iv, ether/MeOH, reflux, followed by TLC; v, FeCl_3 , CHCl_3 , dry air, 50 °C, 3 d; vi, $\text{N}_2\text{H}_4/\text{H}_2\text{O}$; vii, dialysis in CHCl_3 (MW cutoff 3,500) and precipitation with MeOH.

Polymerization of monomer **4** was carried out in CHCl_3 solution using FeCl_3 in the presence of dry air (Scheme I).^{9,10} After washing and dedoping with hydrazine hydrate, the resulting black powder was dissolved in chloroform and dialyzed (MW cutoff 3,500) against chloroform. After precipitation from methanol, poly(2,3-dihexylthieno[3,4-b]pyrazine) (**2b**) was obtained as a dark blue-black powder which was soluble in a number of organic solvents such as CHCl_3 . The elemental analysis as well as the spectral properties of **2b** agreed with the structure. Thus, the strong bands present in the IR spectrum of the monomer **4** at 3072 and 3054 cm^{-1} were absent in the polymer **2b** indicating that the aromatic C–H bonds had reacted. In addition, the ^1H NMR spectral peak at δ 7.80 in the monomer **4** was absent in the polymer **2b** and the remaining peaks due to the hexyl groups were rather broad. The ^{13}C NMR spectrum of **2b** showed the hexyl carbons broadened somewhat compared to the monomer and the aromatic peaks were extremely broad. Even after prolonged treatment with hydrazine or ammonia in an effort to completely dedope the polymer, an EPR signal was observed indicating that the material was paramagnetic. This paramagnetism would explain the broad peaks in the NMR spectrum.

Thermogravimetric analysis under N_2 showed the onset of decomposition at about 230 °C with approximately 50% weight loss at 660 °C while under O_2 the onset of decomposition was about 190 °C with approximately 90% weight loss at 600 °C. DSC between –80 °C and 200 °C showed no observable phase transitions.

The UV-vis-NIR spectrum showed λ_{max} (CHCl_3 solution) at 875 nm with the band-gap (band edge) at 1.14 eV (Fig. 1). A film of this polymer **2b** showed the expected bathochromic shift (see e.g. ref. 6), $\lambda_{\text{max}} = 287$ and 915 nm, with the band-gap (band edge) of the latter between 0.86–1.02 eV (Fig. 1). The uncertainty is due to

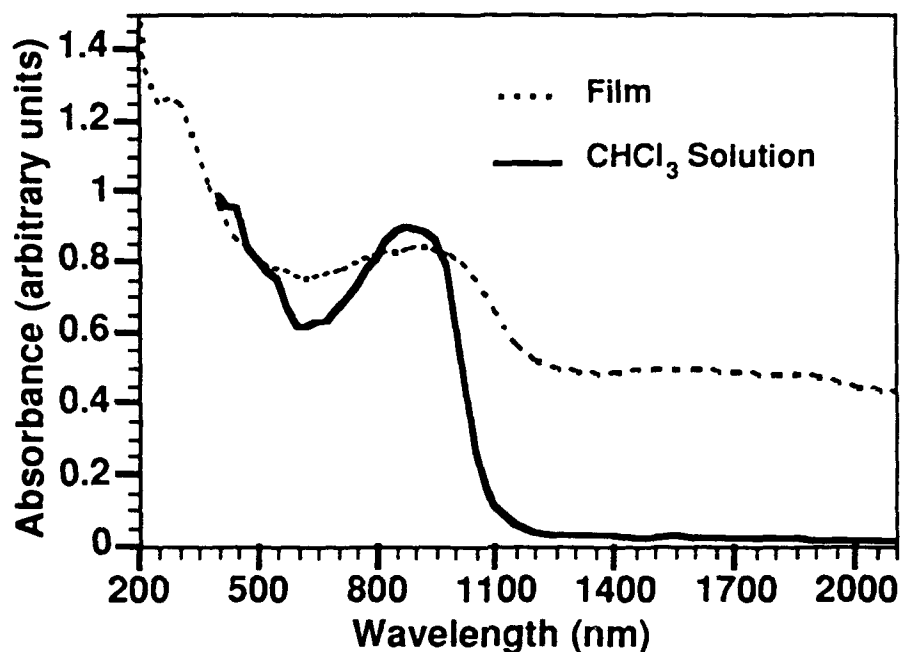


Fig. 1 UV-vis-NIR spectra of **2b** in chloroform solution and as a film.

the observation that the baseline did not return to zero above 1300 nm (to 2100 nm) presumably due to scattering of the film. The band-gap of the film of 0.95 ± 0.1 eV agrees quite well with the value calculated for the planar quinoid form (0.70 eV)⁵ and is lower than that for poly(isothianaphthene) (**1a**) [or poly(5-decylisothianaphthene) (**1b**) which we have also recently prepared]¹¹ as predicted.⁵ This means that this polymer is one of the lowest band-gap conjugated polymers prepared to date.

Doping of a dark blue-black chloroform solution with nitrosonium tetrafluoroborate (22% per monomer unit) afforded a light yellow solution of the doped polymer with a UV-vis-NIR absorption at about 1600 nm. Upon further doping with additional NOBF₄ the absorption shifted to somewhat shorter wavelength and then, with considerably more dopant, a new peak with a maximum >2100 nm began to

875 nm initially diminished and moved to somewhat shorter wavelength and on continued doping disappeared.

The material which had been doped with NOBF_4 in solution could be cast into films (*ca.* 2-7 μm thick). Four-probe conductivity measurements of these films provided conductivities, σ , of up to $3.6 \times 10^{-2} \text{ S cm}^{-1}$.

In summary, we have prepared a new low band-gap polymer, poly(2,3-dihexylthieno[3,4-b]pyrazine) (**2b**) which is dark blue-black in the neutral state and becomes transparent light yellow when doped. It has a band-gap of *ca.* 0.95 eV (film), making it one of the lowest band-gap polymers prepared to date, and the doped film has a conductivity of $3.6 \times 10^{-2} \text{ S cm}^{-1}$.

Financial support through grants from the Defense Advanced Research Projects Agency monitored by the Office of Naval Research and the Robert A. Welch Foundation is gratefully acknowledged. We also thank Professor Ronald L. Elsenbaumer for technical help.

References

- 1 F. Wudl, M. Kobayashi and A. J. Heeger, *J. Org. Chem.*, 1984, **49**, 3382.
- 2 M. Kobayashi, N. Colaneri, M. Boysel, F. Wudl and A. J. Heeger, *J. Chem. Phys.*, 1985, **82**, 5717.
- 3 Y. Ikenoue, F. Wudl and A. J. Heeger, *Synth. Met.*, 1991, **40**, 1.
- 4 P. Chandrasekhar, A. M. Masulaitis and R. W. Gumbs, *Synth. Met.*, 1990, **36**, 303.
- 5 K. Nayak and D. S. Marynick, *Macromolecules*, 1990, **23**, 2237.

- 6 J. R. Reynolds and M. Pomerantz, in *Electroresponsive Molecular and Polymeric Systems*, ed. T. A. Skotheim. Marcel Dekker, New York, 1991, vol. 2, Ch. 4, pp. 187-256.
- 7 (a) F. Outurquin and C. Paulmier, *Bull. Soc. Chim. Fr., II*, 1983, 153; (b) *Ibid.*, *II*, 1983, 159.
- 8 N. S. Srinivasan and D. G. Lee, *J. Org. Chem.*, 1979, **44**, 1574.
- 9 M. Pomerantz, J. J. Tseng, H. Zhu, S. J. Sproull, J. R. Reynolds, R. Uitz, H. J. Arnott and M. I. Haider, *Synth. Met.*, 1991, **41**, 825.
- 10 K.-Y. Jen and R. Elsenbaumer, *Synth. Met.*, 1986, **16**, 379.
- 11 J. J. Tseng and M. Pomerantz, unpublished observations. The band-gap of the film is *ca.* 1.0-1.3 eV.