

AD-A250 330



DTIC  
S ELECTE D  
MAY 13 1992  
C

PO2


12



# 500 CONTRACTORS

RECEIVING THE LARGEST DOLLAR VOLUME  
OF PRIME CONTRACT AWARDS  
FOR RDT&E

Fiscal Year 1991



DISTRIBUTION STATEMENT A  
Approved for public release;  
Distribution Unlimited

02 5 11 117

92-12645



# 500 CONTRACTORS RECEIVING THE LARGEST DOLLAR VOLUME OF PRIME CONTRACT AWARDS FOR RESEARCH, DEVELOPMENT, TEST, AND EVALUATION

FISCAL YEAR 1991

Accession For	
NTIS <input checked="" type="checkbox"/>	<input checked="" type="checkbox"/>
DTIC <input type="checkbox"/>	<input type="checkbox"/>
Unannounced <input type="checkbox"/>	<input type="checkbox"/>
Justification	
By	
Distribution/	
Availability Codes	
Dist	Avail and/or Special
A-1	

Department of Defense  
Washington Headquarters Services  
Directorate for Information  
Operations and Reports



~~For sale by the Superintendent of Documents, U.S. Government Printing Office, Washington, D.C. 20402~~

DTIC/NTIS identification number for this publication is DIOR/P02-91

## FOREWORD

*500 Contractors Receiving the Largest Dollar Volume of Prime Contract Awards for Research, Development, Test and Evaluation (RDT&E)* is published annually. This report provides information on the 500 contractors that received the largest dollar volume in Department of Defense (DoD) prime contract awards over \$25,000 for RDT&E. These data are presented in five tables showing:

1. An alphabetical listing of the top 500 companies, with rank;
2. The ranking and net value of awards to business firms operating in the United States;
3. The ranking and net value of awards to educational and other nonprofit institutions operating in the United States;
4. The ranking and net value of awards to foreign contractors; and
5. The ranking and net value of awards to U.S. government agencies.

## TABLE OF CONTENTS

Introduction .....	1
Tables:	
Table 1. Alphabetical Listing of the Top 500 DoD Prime Contractors for Research, Development, Test and Evaluation Work: FY 1991 .....	9
Table 2. Net Value of DoD Prime Contract Awards Over \$25,000 for RDT&E to Business Firms: FY 1991 .....	15
Table 3. Net Value of DoD Prime Contract Awards Over \$25,000 for RDT&E to Educational and Nonprofit Institutions: FY 1991 .....	31
Table 4. Net Value of DoD Prime Contract Awards Over \$25,000 for RDT&E to Foreign Contractors: FY 1991 .....	35
Table 5. Net Value of DoD Prime Contract Awards Over \$25,000 for RDT&E to U.S. Government Agencies: FY 1991 .....	37

## INTRODUCTION

This report presents summary data on the 500 prime contractors receiving the largest dollar volume in Department of Defense (DoD) awards over \$25,000 for research, development, test and evaluation (RDT&E) work during Fiscal Year (FY) 1991. RDT&E work can include research, exploratory development, advanced development, engineering development, operational systems development, or management and support services. (Full definitions for each of these categories are provided in DFARS 235.001.)

Table 1 (page 9) lists the 500 contractors in alphabetical order, shows the ranking for each, and shows how each has been categorized for reporting purposes. The categories are business firm (B), foreign contractor (F), and nonprofit institution (N). Table 2 (page 15) shows the net value of awards to U.S. business firms by rank. Those firms which qualify as small businesses are further identified by an "S". The net value of awards to each of the firm's reported locations is also provided. Tables 3, 4, and 5 (pages 31, 35, and 37, respectively) provide the net value of awards to U.S. educational and other nonprofit institutions, foreign contractors, and U.S. government agencies. (While awards to U.S. government agencies are listed separately in Table 5, these agencies are categorized as nonprofit institutions in Table 1.) As in Table 2, contractors in Tables 3 through 5 are shown by rank, with their total awards indicated by an asterisk (\*). The net value of awards to each of the contractor's reported locations are also shown for these tables.

## NOTES ON COVERAGE

The dollar amounts shown here include prime contract awards over \$25,000 for RDT&E work only. Data on awards for other services, such as training, and on any supplies furnished by the contractors in support of research being done are excluded. Contract awards for civil functions have been included in these data. Civil functions encompass planning, programming, designing, constructing, and operating Federal water resource projects for navigation, flood control, hydroelectric power production, water supply, and other related activities.

The locations shown in the tables are the places where the work was to be performed. Normally, this is a facility of the concern awarded the contract. However, if the work was scheduled to be performed at a Defense facility, such as an Air Force base, the location shown may be that of the Defense facility rather than the contractor.

**DATA RELATING TO COMPANIES IN THIS PUBLICATION ARE SUBJECT TO THE ACCURACY OF THE DUN & BRADSTREET CORPORATION'S DATA UNIVERSAL NUMBERING SYSTEM AND ITS ABILITY TO DESCRIBE RELATIONSHIPS OF COMPANIES.**

## HIGHLIGHTS

The following table shows the net value and percent distribution of all RDT&E awards. RDT&E awards to the top 500 companies, and all other RDT&E awards for FY 1991.

### Department of Defense Prime Contract Awards Over \$25,000 Fiscal Year 1991

TYPE OF CONTRACTOR	RDT&E								
	TOTAL			TOP 500			ALL OTHER		
	NO.	AWARDS (\$000)	% OF TOTAL \$	NO.	AWARDS (\$000)	% OF TOTAL \$	NO.	AWARDS (\$000)	% OF TOTAL \$
RDT&E - TOTAL	<u>2,743</u>	<u>20,898,366</u>	<u>100</u>	<u>500</u>	<u>20,200,083</u>	<u>100</u>	<u>2,243</u>	<u>698,283</u>	<u>100</u>
BUSINESS FIRMS	<u>2,346</u>	<u>17,957,099</u>	<u>86</u>	<u>400</u>	<u>17,357,464</u>	<u>86</u>	<u>1,946</u>	<u>599,635</u>	<u>86</u>
Small	1,837	1,587,709	8	183	1,073,566	5	1,654	514,143	74
Large	509	16,369,390	78	217	16,283,898	81	292	85,492	12
EDUCATIONAL & NONPROFIT	<u>286</u>	<u>2,636,884</u>	<u>13</u>	<u>81</u>	<u>2,560,704</u>	<u>13</u>	<u>205</u>	<u>76,180</u>	<u>11</u>
Educational	205	1,391,652	7	53	1,331,351	7	152	60,301	9
Other Nonprofit	81	1,245,232	6	28	1,229,353	6	53	15,879	2
U.S. GOVERNMENT AGENCIES	<u>8</u>	<u>12,863</u>	*	<u>3</u>	<u>11,708</u>	*	<u>5</u>	<u>1,155</u>	*
FOREIGN	<u>103</u>	<u>291,520</u>	<u>1</u>	<u>16</u>	<u>270,207</u>	<u>1</u>	<u>87</u>	<u>21,313</u>	<u>3</u>

\*LESS THAN 0.5 PERCENT

NOTE: TOTALS MAY NOT ADD DUE TO ROUNDING

Based on the percentage of total awards, the distribution of FY 1991 awards varies moderately from that in FY 1990. In FY 1991, the top 500 contractors included 400 U.S. business firms (183 of which were small businesses); 81 educational and nonprofit institutions; 3 U.S. government agencies; and 16 foreign contractors.

In FY 1990 the top 500 consisted of 408 business firms (175 were small businesses); 82 educational and nonprofit institutions; 1 U.S. government agencies; and 9 foreign contractors.

The top 500 RDT&E contractors received awards totaling \$20,200 million in FY 1991, compared to \$21,511 million in FY 1990, a decrease of \$1,311 million or 6.1 percent. The \$20,200 million represents 96.7 percent of the \$20,898 million total prime contract awards over \$25,000 for RDT&E work in FY 1991.

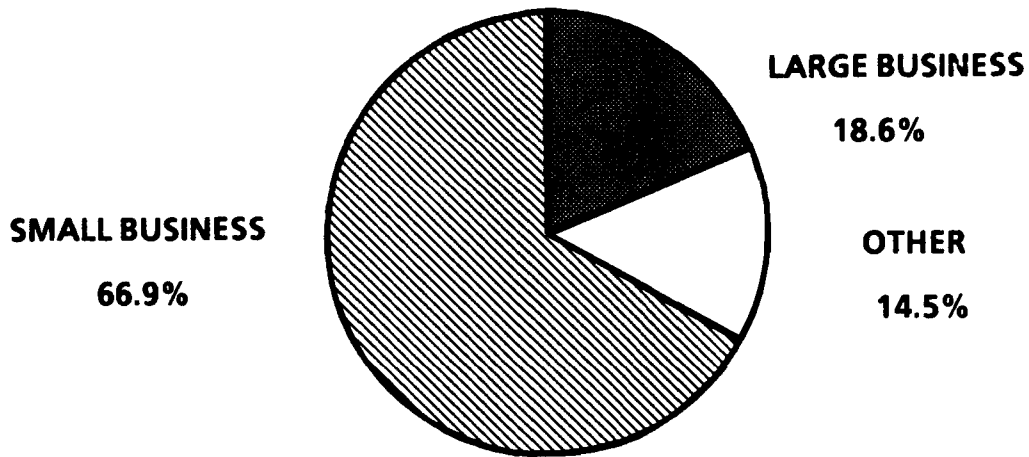
In addition to the top 500 contractors, there were 2,243 other contractors for whom RDT&E procurement actions over \$25,000 were reported, for a total of 2,743 contractors in FY 1991. In FY 1990, the total number of contractors was 2,718.

Of the 39 contractors with RDT&E awards of \$100 million or more in FY 1991, 35 were business firms and 4 were educational and other nonprofit institutions. These 39 contractors had a total of \$14,277 million in RDT&E awards. In FY 1990, there were 38 contractors who reached the \$100 million plateau, with awards totaling \$15,516 million. Of these 38 fiscal year 1990 contractors, 34 were business firms and 4 were educational and other nonprofit institutions. The amount of awards for this \$100 million group decreased by \$1,239 million or 8.0 percent between FY 1990 and 1991.

Breakout of the type of contractors receiving RDT&E awards are shown in the charts on the next page. Both of these charts show the number of firms with their associated percentages, and not the percentage of dollars.

**TOTAL CONTRACTORS RECEIVING RDT&E DOLLARS**

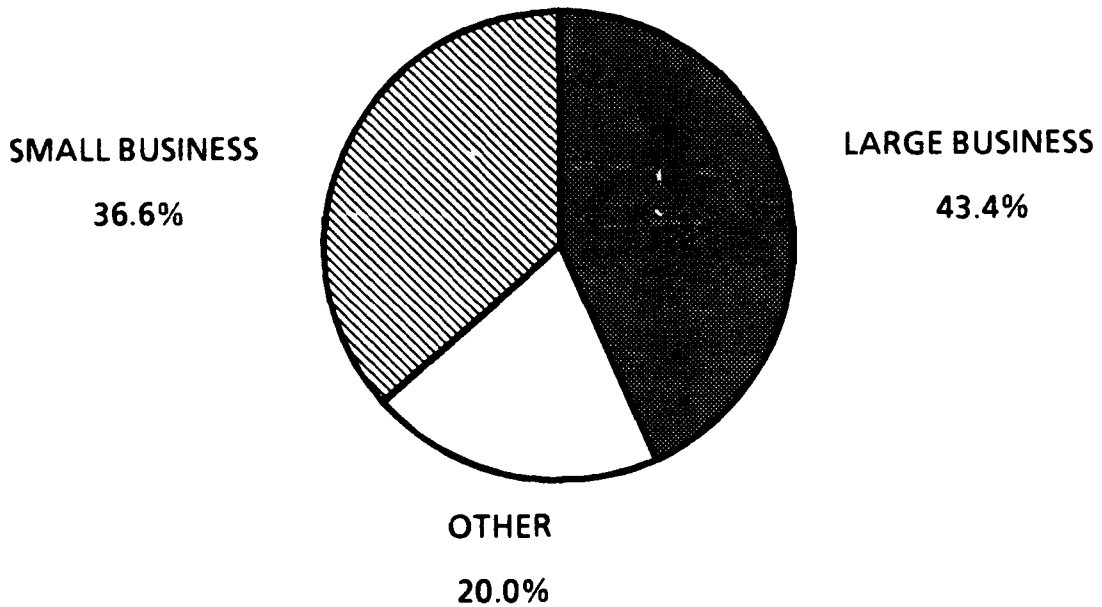
**Fiscal Year 1991**



**TOTAL NUMBER OF FIRMS = 2,743**

**TOP 500 CONTRACTORS - RDT&E**

**Fiscal Year 1991**



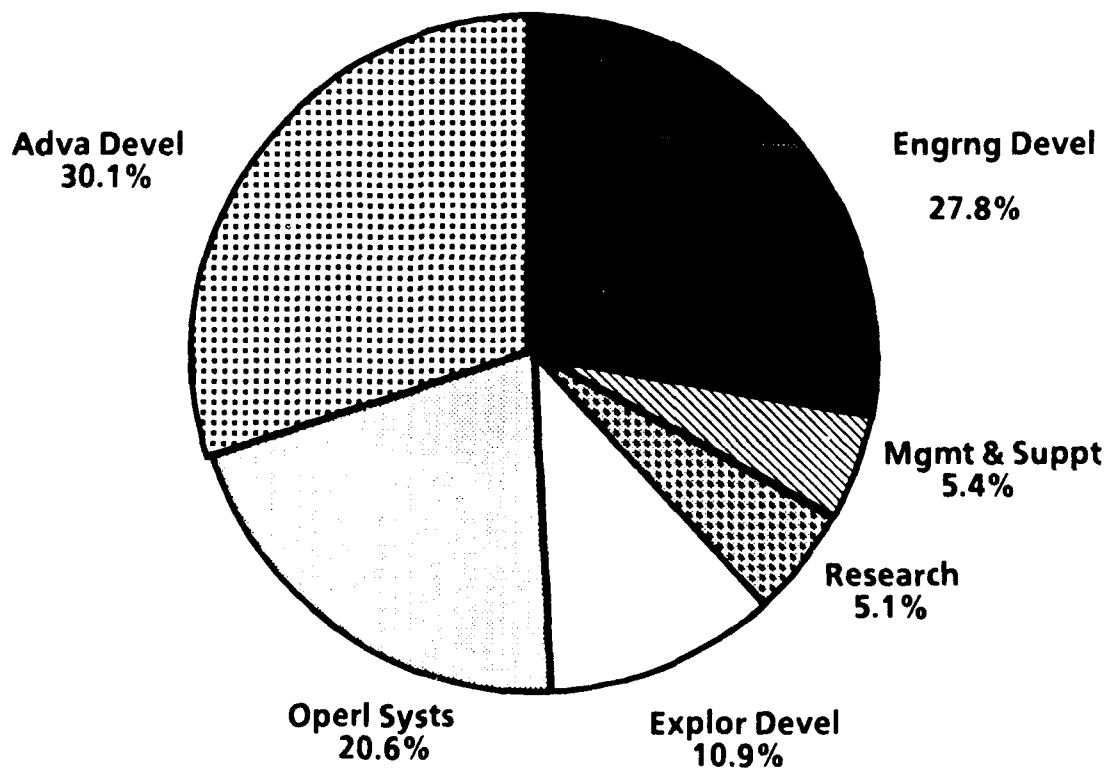


The following table shows the type of RDT&E work the contractors were engaged in and the net value and percent distribution of all awards for each of these types in FY 1991. Advanced development accounted for the majority (30.1 percent) of RDT&E awards, followed by engineering development (27.8 percent).

TYPE	AWARDS (\$000)	PERCENT OF TOTAL
RDT&E - TOTAL	<u>\$20,898,366</u>	<u>100.00</u>
Advanced Development	6,300,144	30.1
Engineering Development	5,812,739	27.8
Operational Systems	4,311,462	20.6
Exploratory Development	2,287,753	10.9
Research	1,062,531	5.1
Management and Support	1,123,737	5.4

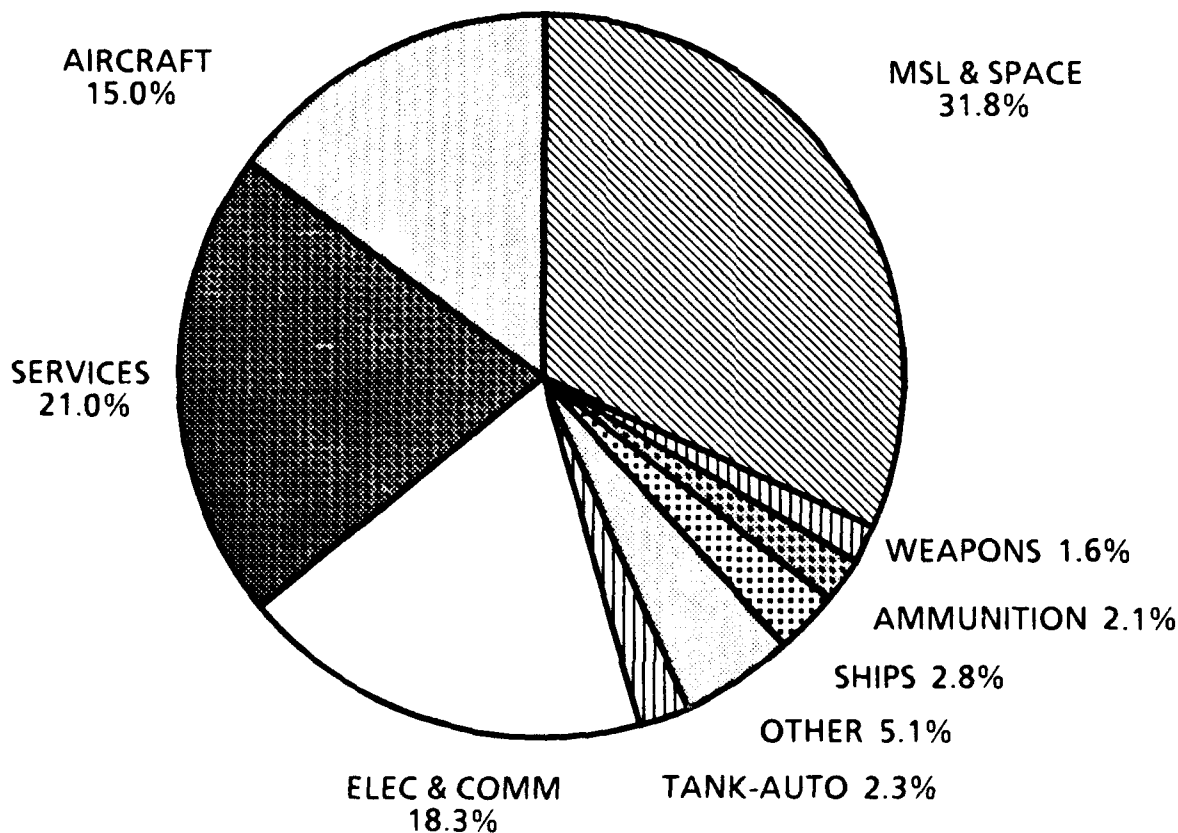
### DOLLAR AWARDS BY TYPE OF RDT&E WORK

Fiscal Year 1991



The last table shows the net value and percent distribution of all RDT&E awards by type of program. Within the RDT&E contracts, the largest volume of awards was for the research, development, test, or evaluation of missile & space systems and services. In FY 1991, a combined total of \$11,039 million or 53.0 percent of all RDT&E awards over \$25,000 was for work connected with these programs.

PROGRAM	AWARDS (\$000)	PERCENT OF TOTAL
RDT&E - TOTAL	<u>\$20,898,366</u>	<u>100.00</u>
Missile & Space Systems	6,649,268	31.8
Services	4,389,785	21.0
Aircraft	3,143,257	15.0
Electronics & Communication Equipment	3,814,004	18.3
Ships	588,430	2.8
Ammunition	438,876	2.1
Weapons	336,019	1.6
Tank-Automotive	477,144	2.3
All Other	1,061,583	5.1



**Table 1. Alphabetical Listing of the Top 500 DOD Prime Contractors for Research, Development, Test, and Evaluation Work: FY 1991**

RANK	*	CONTRACTOR	RANK	*	CONTRACTOR
84	B	A A I CORPORATION	59	B	AVCO CORPORATION
377	B	ACTRAN SYSTEMS INC	168	B	AVCO RESEARCH LABORATORY INC
352	B	ACUREX CORPORATION	319	B	B K DYNAMICS INC
430	B	ADVANCE INC	129	B	BABCOCK & WILCOX COMPANY THE
265	B	ADVANCED DECISION SYSTEMS	148	B	BALL CORPORATION
396	B	ADVANCED MARINE ENTERPRISES	395	B	BARRIOS TECHNOLOGY INC
442	B	ADVANCED RES & APPLICATIONS	90	N	BATTELLE MEMORIAL INSTITUTE
369	B	ADVANCED SCIENCES INC	43	B	BDM INTERNATIONAL INC
366	B	ADVANCED SYSTEMS TECHNOLOGY	28	B	BELL BOEING JV
386	B	ADVANCED TECHNOLOGY & RESEARCH	197	B	BELL HELICOPTER TEXTRON INC
412	B	ADVANCED TECHNOLOGY MATERIALS	316	B	BERKELEY RESEARCH ASSOCIATES
296	B	AEPCO INC	313	B	BICOASTAL CORPORATION
435	B	AERODYNE RESEARCH INC	25	B	BOEING AEROSPACE & ELECTRONICS
31	B	AEROJET	20	B	BOEING CO & SIKORSKY ACFT JV
198	B	AEROMET INC	22	B	BOEING COMPANY THE
15	N	AEROSPACE CORPORATION	79	B	BOLT BERANEK & NEUMAN INC
343	B	AEROSTRUCTURES INC	89	B	BOOZ ALLEN & HAMILTON INC
40	B	ALLIANT TECHSYSTEMS INC	336	N	BOSTON COLLEGE
47	B	ALLIED SIGNAL AEROSPACE CO	290	N	BOSTON UNIVERSITY
243	B	ALLIED SIGNAL INC	364	B	BROGAN ASSOCIATES INC
193	B	AM GENERAL CORPORATION	162	B	BRUNSWICK CORPORATION
227	B	AMERICAN OPTICAL CORPORATION	146	B	CADILLAC GAGE TEXTRON INC
26	B	AMERICAN TELEPHONE & TELG CO	225	B	CAE LINK CORPORATION
306	B	AMERINEX ARTFL INTELLIGENCE	431	N	CALIFORNIA INST OF TECHNOLOGY
426	B	AMHERST SYSTEMS INC	315	B	CALIFORNIA RES & TECHNOLOGY
286	B	AMOCO CHEMICAL CO	44	B	CALSPAN CORPORATION
469	B	AMPTEK INC	119	F	CANADIAN COMMERCIAL CORP
358	B	ANALYSIS & COMPUTER SYSTEMS	279	F	CANADIAN MARCONI COMPANY
127	B	ANALYSIS & TECHNOLOGY INC	220	B	CARNEGIE GROUP INC
64	B	ANALYTIC SCIENCE CORP THE	73	N	CARNEGIE MELLON UNIVERSITY
77	N	ANALYTIC SERVICES INC	122	B	CAS INC
471	B	ANALYTICAL SYSTEMS ENGRG CORP	234	B	CBI NA CON INC
330	B	ANDRULIS RESEARCH CORP	158	B	CHAMBERLAIN MANUFACTURING CORP
376	B	APPLIED COMPUTING SYSTEMS INC	62	N	CHARLES STARK DRAPER LAB INC
240	B	APPLIED MEASUREMENT SYSTEMS	289	B	CHRYSLER TECHNOLOGIES ARBRN SY
416	B	APPLIED RESEARCH ASSOC INC	308	B	CLAMSHELL BUILDINGS INC
476	B	APPLIED TECHNOLOGY ASSOCIATES	457	N	CLEMSON UNIVERSITY
138	B	AQUA CHEM INC	493	B	COE TRUMAN TECHNOLOGIES INC
244	B	ARETE ASSOCIATES	137	B	COLEMAN RESEARCH CORPORATION
207	B	ARINC RESEARCH CORPORATION	57	B	COLLINS INTERNATIONAL SVC CO
68	B	ARMORED VHCLE ICHNLOGIES ASSO	421	N	COLORADO STATE UNIVERSITY
496	B	ARO CORPORATION	103	B	COLSA INC
280	B	ASI SYSTEMS INTERNATIONAL	337	N	COLUMBIA UNIVERSITY
128	B	ASSURANCE TECHNOLOGY CORP	228	B	COMARCO INC
444	B	ATEAM CORP	408	B	COMBUSTION ENGINEERING INC
266	B	ATLANTIC AEROSPACE ELECTRONICS	275	B	COMMAND SYSTEM INC
106	B	ATLANTIC RESEARCH CORPORATION	463	B	COMMONWEALTH TECHNOLOGY INC
427	N	AUBURN UNIVERSITY	477	B	COMMUNICATION MFG CO
154	B	AUTOMATED SCIENCES GROUP INC	155	B	COMPRHENSIVE TECHNOLOGIES INTL
292	B	AUTOMATION RES SYSTEMS LID	466	B	COMPTEx RESEARCH INC

\* B = Business Firm  
 F = Foreign Contractor  
 N = Nonprofit Institution

**Table 1. Alphabetical Listing of the Top 500 DOD Prime Contractors for Research, Development, Test, and Evaluation Work: FY 1991**

RANK	*	CONTRACTOR	RANK	*	CONTRACTOR
55	B	COMPUTER SCIENCES CORPORATION	438	B	ERC INTERNATIONAL INC
82	B	CONTEL CORPORATION	107	B	ESL INCORPORATED
251	B	CONTRAVES USA INC	314	B	ETEC SYSTEMS INC
224	E	CONTROL DATA CORPORATION	481	B	EVALUATION RESEARCH CORP
178	N	CORNELL UNIVERSITY	181	B	FAIRCHILD INDUSTRIES INC
490	B	CORNING INC	341	B	FALCON ASSOCIATES
387	B	CORTANA CORPORATION	473	F	FERRANTI INTERNATIONAL
327	B	CREARE INC	500	B	FIBER MATERIALS INC
384	B	CROSS SYSTEMS INC	449	B	FLOW INDUSTRIES INC
393	B	CSA ENGINEERING INC	56	B	FMC CORPORATION
429	B	CTA INCORPORATED	205	B	FOSTER MILLER INC
312	B	CUBIC CORPORATION	11	B	FOUNDATION HEALTH CORPORATION
340	B	CUMMINS ENGINE COMPANY INC	410	E	FRIED D L ASSOCIATES INC
321	B	DAMES & MOORE	361	B	FRONTIER ENGINEERING INC
288	B	DATA DESIGN LABORATORIES	113	B	G & F COMPANY
315	B	DAVID SARNOFF RESEARCH CENTER	492	B	GALAXY SCIENTIFIC CORP
468	B	DCS CORPORATION	52	B	GEC MARCONI ELECT SYS
404	B	DECISION SCIENCE APPLICATIONS	133	B	GENCORP INC
172	F	DEUTSCHE BUNDESPOST	196	B	GENERAL ATOMICS
388	B	DIGITAL EQUIPMENT CORPORATION	8	B	GENERAL DYNAMICS CORPORATION
475	B	DIGITAL RADIO CORP	2	B	GENERAL ELECTRIC COMPANY
439	B	DIGITAL WIZARDS INC	360	N	GENERAL HOSPITAL CORPORATION
347	B	DOSS AVIATION INC	83	B	GENERAL MOTORS CORPORATION
420	B	DRAVO CORPORATION	491	B	GENERAL PHYSICS CORPORATION
249	B	DU PONT E I DE NEMOURS & CO	180	B	GENERAL RESEARCH CORPORATION
397	B	DUAL & ASSOCIATES INC	261	B	GENTEX CORPORATION
378	N	DUKE UNIVERSITY	115	B	GEO CENTERS INC
235	F	DUPHAR BV	417	B	GEODYNAMICS CORPORATION
245	B	DYNACORP	441	B	GEOMET INC
173	B	DYNETICS INC	259	N	GEORGIA INSTITUTE TECHNOLOGY
67	B	E SYSTEMS INC	100	N	GEORGIA TECH RESEARCH CORP
232	E	EAGLE TECHNOLOGY INC	3	B	GRUMMAN AEROSPACE CORPORATION
256	B	EAI CORPORATION	126	B	GRUMMAN DATA SYSTEMS CORP
108	B	ECC INTERNATIONAL CORP	53	B	GTE GOVERNMENT SYSTEMS CORP
171	B	ECONOMICS TECHNOLOGY ASSOC	136	B	GTE SYLVANIA COM PRODUCTS
342	B	EER SYSTEMS CORPORATION	373	B	GUILD ASSOCIATES INC
433	B	EG&G SPECIAL PROJECTS	488	B	H R TEXTRON INC
206	B	EG&G WASHINGTON ANALYTICAL SVC	66	B	HARRIS CORPORATION
472	B	ELECTRO DESIGN MANUFACTURING	399	B	HARRIS GROUP THE INC
222	B	ELECTROMAGNETIC LAUNCH RESRCH	39	B	HARSCO CORPORATION
309	B	ELECTRONIC ASSOCIATES INC	219	B	HAZELTINE CORPORATION
246	B	ELECTRONIC DECISIONS INC	49	B	HERCULES INC
216	B	ELECTROSPACE SYSTEMS INC	176	B	HILTON SYSTEMS INC
151	B	ENGINEERING & ECONOMICS RES	70	B	HONEYWELL INC
300	B	ENGINEERING TECHNOLOGIES INC	324	B	HORIZONS TECHNOLOGY INC
237	B	ENSOO INC	87	B	HUGHES AIRCRAFT & RAYTHEON JV
150	N	ENVIRONMENTAL RES INST OF MICH	17	B	HUGHES AIRCRAFT COMPANY
403	B	ENVIRONMENTAL SYSTEMS RES INST	355	B	HUGHES ASSOCIATES INC
134	B	ENVIRONMENTAL TECHNOLOGIES GRP	208	B	HUGHES DANBURY OPTICAL SYSTEMS
346	B	EPOCH ENGINEERING INC	186	B	HUGHES TRAINING SYS INC

\* B = Business Firm  
 F = Foreign Contractor  
 N = Nonprofit Institution

**Table 1. Alphabetical Listing of the Top 500 DOD Prime Contractors for Research, Development, Test, and Evaluation Work: FY 1991**

RANK	*	CONTRACTOR	RANK	*	CONTRACTOR
451	B	HYDRO PRODUCTS INC	16	B	LORAL CORPORATION
69	N	I I T RESEARCH INSTITUTE	276	B	LOS ALAMOS TECHNICAL ASSOC INC
195	B	I L C INDUSTRIES DELAWARE	5	B	LTV AEROSPACE & DEFENSE CO
304	B	I R T CORPORATION	317	B	LUFKIN INDUSTRIES INC
191	N	ILLINOIS INST OF TECHNOLOGY	272	B	M R J INC
211	B	INFOTEC DEVELOPMENT INC	269	B	MAC AULAY BROWN INC
274	F	INGENIEURBURO DEISENROTH	263	B	MADEN TECH CONSULTING INC
418	B	INNOVATIVE CONCEPTS INC	74	B	MAGNAVOX GOVT & INDUSTRIAL ELCTR
51	N	INSTITUTE FOR DEF ANALYSES	287	B	MANAGEMENT CONSULTING & RES
445	B	INTEGRATED MICROCOMPUTER SYS	237	B	MANTECH INTERNATIONAL CORP
328	B	INTEGRATED SYSTEMS ANALYSTS	231	B	MAR INC
250	B	INTEGRATED SYSTEMS INC	467	B	MARINE ACOUSTICS
141	E	INTEL CORPORATION	1	B	MARTIN MARIETTA CORPORATION
359	B	INTERFEROMETRICS INC	38	B	MARTIN MARIETTA DIEHL THORN JV
446	F	INTERMARINES SPA	121	B	MARTIN MARIETTA WESTINGHOUSE JV
109	B	INTERMETRICS INC	14	N	MASSACHUSETTS INST OF TECHNOLOGY
35	B	INTERNATIONAL BUS MCHS CORP	92	B	MAXWELL LABORATORIES INC
356	E	INTERNATIONAL SOFTWARE SYSTEMS	363	N	MAYO FOUNDATION
179	B	INTERSTATE ELECTRONICS CORP	349	B	MCDONNELL AIRCRAFT COMPANY
419	B	IRVINE SENSORS CORPORATION	4	B	MCDONNELL DOUGLAS CORPORATION
60	F	ISRAEL AIRCRAFT INDUSTRIES LTD	50	B	MCDONNELL DOUGLAS HELICOPTER
145	B	ITT & MARTIN MARIETTA JV	499	B	MCDONNELL DOUGLAS MSL SYS CO
139	B	ITT CORPORATION	13	B	MCDONNELL DOUGLAS SPACE SYS CO
381	B	JAMIESON SCIENCE & ENGINEERING	187	B	MCDONNELL DOUGLAS TRAINING SYS
42	B	JAYCOR	318	B	MECHANICAL TECHNOLOGY INC
182	B	JOHN DEERE COMPANY	448	N	MERCER UNIVERSITY
12	N	JOHNS HOPKINS UNIVERSITY	365	B	MERIDIAN CORPORATION
45	B	JOHNSON CONTROLS INC	262	B	MESILLA VALLEY HIGH TECH IND
400	B	K V H INDUSTRIES INC	217	F	MESSERSCHMITT BOELKOW BLOHM
389	B	KAMAN AEROSPACE CORPORATION	380	N	MIAMI VALLEY RESEARCH INST
267	B	KAMAN CORPORATION	135	N	MICHIGAN DEPT PUBLIC HEALTH
76	B	KAMAN SCIENCES CORPORATION	470	N	MICHIGAN TECHNOLOGICAL UNIVERSITY
34	B	KEARFOOT GUIDANCE NAVIGATION CORP	464	B	MICROELECTRONICS
392	B	KEYTRON INC	465	N	MIDWEST RESEARCH INSTITUTE
372	B	KEYSTONE COMPUTER ASSOCIATES	194	B	MILTOPE CORPORATION
283	B	KRUG INTERNATIONAL CORPORATION	96	B	MINNESOTA MINING & MFG CO
118	B	LAURENCE ASSOCIATES INC	99	B	MISSION RESEARCH CORPORATION
88	B	LIGHT HELICOPTER TURBINE ENG	21	N	MITRE CORPORATION
310	B	LITTLE ARTHUR D INC	152	B	MODERN TECHNOLOGIES CORP
401	B	LITTON INDUSTRIES INC	157	B	MOTOROLA INC
24	B	LITTON SYSTEMS INC	351	B	N K F ENGINEERING INC
37	B	LOCKHEED AERONAUTICAL SYS CO	36	B	NASP NATIONAL CONTRACTOR TEAM
33	B	LOCKHEED CORPORATION	209	N	NATIONAL ACADEMY SCIENCES USA
407	B	LOCKHEED ENGINEERING & SCIENCE	413	N	NATIONAL DEFENSE ENVIRONMENTAL CORP
23	B	LOCKHEED MISSILES & SPACE CO	489	N	NATIONAL SCIENCE FOUNDATION
61	B	LOCKHEED SANDERS INC	415	B	NEW HORIZONS DIAGNOSTICS CORP
159	B	LOCUS INC	147	N	NEW MEXICO STATE OF
112	B	LOGICON INC	160	N	NEW MEXICO STATE UNIVERSITY
447	B	LOGISTICS MANAGEMENT ENGRG	132	B	NEWPORT NEWS SHIPBUILDING DRYDOCK
98	N	LOGISTICS MGT INSTITUTE	63	B	NICHOLS RESEARCH CORPORATION

\* B = Business Firm  
 F = Foreign Contractor  
 N = Nonprofit Institution

**Table 1. Alphabetical Listing of the Top 500 DOD Prime Contractors for Research, Development, Test, and Evaluation Work: FY 1991**

RANK	*	CONTRACTOR	RANK	*	CONTRACTOR
455	N	NORTH CAROLINA STATE UNIV	323	B	REMINGTON ARMS CO INC
29	B	NORTHROP CORPORATION	335	N	RENSSELAER POLYTECHNIC INST
497	B	NORTHWEST RESEARCH ASSOCIATES	177	B	RESEARCH & DEV LABORATORIES
320	N	NYSENET INC	264	N	RESEARCH TRIANGLE INSTITUTE
350	N	OKLAHOMA STATE UNIVERSITY	478	B	RESOURCE CONSULTANTS INC
117	B	OLIN CORP	189	N	RIVERSIDE RESEARCH INSTITUTE
453	B	OLIN ORDNANCE	414	B	RMCI
370	B	OPTIC ELECTRONIC CORP	19	B	ROCKWELL INTERNATIONAL CORP
432	B	OPTIMETRICS INC	143	B	ROCKWELL POWER SYSTEMS
93	B	ORBITAL SCIENCES CORPORATION	116	F	ROLLS ROYCE INC
483	N	OREGON STATE UNIVERSITY	46	F	ROYAL NORWEGIAN NAVAL MATERIAL
166	B	ORINCON CORPORATION	140	B	S F A INC
226	B	ORION INTL TECHNOLOGIES	440	B	S R A TECHNOLOGIES INC
331	B	ORLANDO TECHNOLOGY INC	188	B	S SYSTEMS CORPORATION
32	B	OSHKOSH TRUCK CORPORATION	411	B	S T SYSTEMS CORPORATION
213	B	PACER SYSTEMS INC	487	B	S TRON
169	B	PACIFIC SIERRA RESEARCH CORP	190	N	SALK INST FOR BLGICAL STUDIES
125	B	PALL LAND & MARINE CORP	105	B	FANDERS & AEL JV
164	B	PAR TECHNOLOGY CORPORATION	102	B	SCHAFER W J ASSOCIATES INC
214	B	PARA FLITE INC	424	B	SCHLUMBERGER TECHNOLOGY CORP
229	B	PARKER KINETIC DESIGN INC	41	B	SCHNEIDER INC
65	N	PENNSYLVANIA STATE UNIV	405	B	SCHWARTZ ELECTRO OPTICS INC
273	B	PHOTON RESEARCH ASSOCIATES	461	B	SCI TEC INC
462	B	PHOTONICS SYSTEMS INC	495	B	SCIENCE & TECHNOLOGY ASSOC
367	B	PHYSICAL OPTICS CORPORATION	212	B	SCIENCE & TECHNOLOGY CORP
354	B	PHYSICAL RESEARCH INC	27	B	SCIENCE APPLICATIONS INTL CORP
398	B	PHYSICAL SCIENCES INC	368	B	SCIENCE RESEARCH LABORATORY
374	B	PHYSICON INC	192	B	SEMCOR INC
163	B	PHYSICS INTERNATIONAL COMPANY	474	B	SENSIS CORPORATION
452	B	PIASECKI AIRCRAFT CORP	484	B	SENTEL CORPORATION
167	B	PLANNING SYSTEMS INC	482	B	SHERIKON INC
221	F	PORTON INTERNATIONAL INC	434	B	SIERRA NEVADA CORPORATION
348	B	PRAGMATICS INC	248	B	SIPPICAN INC
97	B	PRC INC	391	B	SMITHS INDUSTRIES INC USA
270	B	PRC ORI JV	242	F	SOCIETE GENERALE DES TAPIS SA
460	B	PREDICTION SYSTEMS INC	149	B	SOFTTECH INC
344	B	PRESEARCH INCORPORATED	260	B	SOFTWARE TECHNOLOGY INC
394	N	PRINCETON UNIVERSITY	201	B	SONALYSTS INC
333	B	PULSE SCIENCES INC	71	N	SOUTH CAROLINA RESCH AUTHORITY
428	N	PURDUE UNIVERSITY	305	N	SOUTHEASTN CTR ELECTR ENG ED
390	B	QUALCOMM INC	425	N	SOUTHERN METHODIST UNIVERSITY
175	B	QUESTECH INC	332	N	SOUTHERN RESEARCH INSTITUTE
101	B	R & D ASSOCIATES	494	B	SOUTHWEST AEROSPACE CORP
174	B	R J O ENTERPRISES INC	204	N	SOUTHWEST RESEARCH INSTITUTE
153	B	RACAL COMMUNICATIONS INC	184	B	SPACE APPLICATIONS CORPORATION
291	B	RAIL COMPANY	80	B	SPACE DATA CORPORATION
450	F	RAM SYS GMBH	85	B	SPARTA INC
48	N	RAND CORPORATION	144	B	SPARTON CORPORATION
18	B	RAYTHEON COMPANY	258	B	SPECTRA DIODE LABORATORIES
223	B	RAYTHEON SERVICE COMPANY	406	B	SPERRY MARINE INC

\* B = Business Firm  
 F = Foreign Contractor  
 N = Nonprofit Institution

**Table 1. Alphabetical Listing of the Top 500 DOD Prime Contractors for Research, Development, Test, and Evaluation Work: FY 1991**

RANK	*	CONTRACTOR	RANK	*	CONTRACTOR
345	B	SPIRE CORPORATION	257	N	UNITED STATES DEPT OF COMMERCE
86	N	SRI INTERNATIONAL	301	N	UNITED STATES DEPT OF ENERGY
241	B	SRS TECHNOLOGIES	9	B	UNITED TECHNOLOGIES CORP
131	N	STANFORD UNIVERSITY	170	B	UNIVERSAL ENERGY SYSTEMS INC
409	N	STATE UNIVERSITY OF NEW YORK	307	B	UNIVERSAL TECHNOLOGY CORP
156	B	STERIMATICS CORP	436	N	UNIVERSITY NC AT CHAPEL HL
165	B	STERLING FEDERAL SYSTEMS INC	210	N	UNIVERSITY OF ALABAMA
480	B	STV ENGINEERS INC	303	N	UNIVERSITY OF ARIZONA
295	B	SUMMA TECHNOLOGY INC	95	N	UNIVERSITY OF CALIFORNIA
437	B	SUNDSTRAND DATA CONTROL INC	230	N	UNIVERSITY OF CENTRAL FLORIDA
293	B	SUPPORT CONTRACTING SYSTEMS	110	N	UNIVERSITY OF DAYTON INC
72	B	SVERDRUP TECHNOLOGY INC	443	N	UNIVERSITY OF DENVER
375	B	SYNECTICS CORP	362	N	UNIVERSITY OF FLORIDA
302	B	SYNECTICS CORPORATION	329	N	UNIVERSITY OF HAWAII
111	B	SYSCON CORPORATION	199	N	UNIVERSITY OF ILLINOIS
271	B	SYSTEM DYNAMICS INTERNATIONAL	202	N	UNIVERSITY OF MARYLAND
130	B	SYSTEM PLANNING CORPORATION	281	N	UNIVERSITY OF MASSACHUSETTS
353	B	SYSTEM RESOURCES CORPORATION	238	N	UNIVERSITY OF MICHIGAN
459	B	SYSTEMS & LOGISTICS CORP	218	N	UNIVERSITY OF MINNESOTA
382	B	SYSTEMS ANALYSIS & INTEGRATION	298	N	UNIVERSITY OF PENNSYLVANIA
338	B	SYSTEMS ENGINEERING ASSOCIATES	114	N	UNIVERSITY OF PITTSBURGH
311	B	SYSTEMS ENGRG & MCT ASSOC	268	N	UNIVERSITY OF ROCHESTER
203	B	SYSTEMS EXPLORATION INC	91	N	UNIVERSITY OF SOUTHERN CALIF
254	B	SYSTEMS INC	185	N	UNIVERSITY OF TEXAS AT DALLAS
247	B	SYSTEMS PLANNING & ANALYSIS	75	N	UNIVERSITY OF TEXAS SYSTEM
94	B	SYSTEMS RES APPLICATIONS CORP	322	N	UNIVERSITY OF VIRGINIA
299	B	SYSTRAN CORP	120	N	UNIVERSITY OF WASHINGTON
161	F	TADIRAN ISRAEL ELECTRONICS IND	297	N	UNIVERSITY OF WISCONSIN SYSTEM
282	B	TECHNOLOGY DEVELOPMENT CORP	78	N	UTAH STATE UNIVERSITY
236	B	TECLOTE RESEARCH INC	371	N	VANDERBILT UNIVERSITY THE
30	B	TELEDYNE INDUSTRIES INC	284	B	VECTOR RESEARCH COMPANY INC
479	B	TERA COMPUTER CO	252	B	VEDA INCORPORATED
58	B	TEXAS INSTRUMENTS INC	385	B	VISICOM LABORATORIES INC
326	B	TEXAS INSTRUMENTS WESTINGHSE JV	456	B	VISIDYNE INC
498	B	TEXAS RESEARCH INTERNATIONAL	123	B	VITRO CORPORATION
334	B	TEXTRON INC	200	B	VITRONICS INC
183	B	THERMO ELCTRON TCHNOLGIES CORP	379	B	VREULS RESEARCH CORPORATION
255	B	THINKING MACHINES CORPORATION	239	B	VSE CORPORATION
81	B	THICKOL CORPORATION	486	B	WEIDLINGER ASSOCIATES INC
54	B	TI & MARTIN AAWS M JV	485	B	WESTAR CORPORATION
422	B	TOYON RESEARCH CORP	454	B	WESTERN INSTRUMENT CORPORATION
253	B	TRACOR AEROSPACE INC	6	B	WESTINGHOUSE ELECTRIC CORP
142	B	TRACOR APPLIED SCIENCES INC	104	B	WHITTAKER CORPORATION
458	B	TRUAX ENGINEERING	285	B	WILLIAMS INTERNATIONAL CORP
294	B	TRUSTED INFORMATION SYSTEMS	278	N	WOODS HOLE OCNGRPHIC INSTUTE
7	B	TRW INC	325	B	WYLE LABORATORIES
357	B	UNION CORPORATION	423	B	XEROX CORP
10	B	UNISYS CORPORATION	402	B	XETRON CORPORATION
383	B	UNITED INTERNATIONAL ENGRG	277	B	XONTECH INC
124	F	UNITED KINGDOM MINISTRY OF DEF	339	B	ZYCAD CORPORATION

\* B = Business Firm  
 F = Foreign Contractor  
 N = Nonprofit Institution

**Table 2. Net Value of DOD Prime Contract Awards Over \$25,000  
for RDT&E to Business Firms: FY 1991**

Rank	Name of Contractor Location of Work	Thousands of Dollars	Rank	Name of Contractor Location of Work	Thousands of Dollars
1	MARTIN MARIETTA CORPORATION	1,755,900 *	6	WESTINGHOUSE ELECTRIC CORP	547,482 *
	San Diego California	367		Sierra Vista Arizona	251
	Vandenberg AFB California	166-		Sunnyvale California	114,075
	Colorado Sprng Colorado	800		New London Conn	360
	Denver Colorado	1,655,649		Eglin AFB Florida	84
	Littleton Colorado	7,647		Annapolis Maryland	352
	Waterton Colorado	255		Baltimore Maryland	134,969
	Washington D.C.	121		Cockeysville Maryland	597
	Orlando Florida	61,752		Linthicum Maryland	2,368
	Baltimore Maryland	5,429		Silver Spring Maryland	217
	Glen Burnie Maryland	21,374		Melville New York	90
	Granite Maryland	30		Cleveland Ohio	10,798
	Lansdowne Balt Maryland	1,917		Pittsburgh Penn	6,640
	Minneapolis Minnesota	605		West Mifflin Penn	276,681
Kirtland AFB New Mexico	120				
2	GENERAL ELECTRIC COMPANY	973,049 *	7	TRW INC	530,620 *
	Huntsville Alabama	4,729		Huntsville Alabama	4,336
	Williams AFB Arizona	5,379		Carson California	217
	Clarks Corner Conn	122		Los Angeles California	885
	New London Conn	200		Redondo Beach California	290,448
	Daytona Beach Florida	50		Sacramento California	1,763
	Eglin AFB Florida	408		San Bernardino California	168,015
	Burlington Mass	842		San Diego California	3,255
	Fitchburg Mass	35,913		Colorado Sprng Colorado	11,037
	Lynn Mass	21,033		New London Conn	651
	Pittsfield Mass	28,644		Albuquerque New Mexico	363
	Camden New Jersey	7,631		White Sands New Mexico	34-
	Cape May Court New Jersey	179		Beavercreek Ohio	5,794
	Cherry Hill New Jersey	2,704		Dayton Ohio	29,220
	Moorestown Len New Jersey	65,875	Wright Patters Ohio	429	
	Princeton New Jersey	144,159	Arlington Virginia	2,315	
	Trenton Naval New Jersey	823	Fairfax Virginia	2,862	
	Wayne New Jersey	8,915	McLean Virginia	9,064	
	New York New York	633-			
	Schenectady New York	147,469	8	GENERAL DYNAMICS CORPORATION	465,909 *
	Syracuse New York	36,918		Ontario California	1,152
	Syracuse Hanco New York	106		Pomona California	37,239
	Utica New York	16,233		Rancho Cucamon California	4,492
	Cincinnati Ohio	324,381		San Diego California	166,501
	Muncie Hollow Ohio	133		Groton Conn	55,201
	King of Prussi Penn	2,244		Groton Long Po Conn	2,201
	Philadelphia Penn	86,569		Marietta Georgia	23,618
Warminster Penn	130	Sterling Heigh Michigan		80,601	
Burlington Vermont	6,585	Warren Michigan		784	
Lynnhavn Shore Virginia	718	Lima Army Tank Ohio		171	
Yona Marshall I	24,590	Middletown Rhode Isl		200	
		Fort Worth Texas		92,879	
		Arlington Virginia	870		
3	GRUMMAN AEROSPACE CORPORATION	846,214 *	9	UNITED TECHNOLOGIES CORP	463,736 *
	Edwards AFB California	1,685		San Diego California	180
	Trenton Naval New Jersey	386		San Jose California	1,998
	Bethpage New York	843,148		East Hartford Conn	10,210
Great River New York	995	East Hartland Conn		373	
		Hartford Conn		149	
		New London Conn		67	
		South Windsor Conn		250	
4	MCDONNELL DOUGLAS CORPORATION	751,234 *	Stratford Conn	15,902	
	Huntington Bch California	6,885	Windsor Locks Conn	2,580	
	Long Beach California	442,716	Jacksonville Florida	143	
	San Diego California	294	Palm Beach Florida	342	
	Anaconda Colorado	2,704	West Palm Bech Florida	430,122	
	Tampa Florida	1,022	Dayton Ohio	1,420	
	Wichita Kansas	372			
	Lambert Missouri	545	10	UNISYS CORPORATION	460,739 *
	St Charles Missouri	1,578		San Diego California	2,268
	St Louis Missouri	293,426		St Paul Minnesota	15,373
	Bergstrom AFB Texas	1,401		Eatontown New Jersey	662
San Antonio Texas	291	White Sands New Mexico		1,640	
		Great Neck New York		421,843	
5	LTV AEROSPACE & DEFENSE CO	596,498 *	Dayton Ohio	43	
	Buffalo New York	1,541	Paoli Penn	1,317	
	Dallas Texas	366,283	Trevoise Penn	1,988	
	Grand Prairie Texas	228,674	Warminster Penn	131	
		Salt Lake City Utah	2,532		

- = Minus Amount (Cancellations Exceed New Awards)  
S = Small Business



**Table 2. Net Value of DOD Prime Contract Awards Over \$25,000 for RDT&E to Business Firms: FY 1991**

Rank	Name of Contractor	Location of Work	Thousands of Dollars	Rank	Name of Contractor	Location of Work	Thousands of Dollars
	UNISYS CORPORATION				RAYTHEON COMPANY		
	Dahlgren	Virginia	508		Southboro	Mass	105
	McLean	Virginia	1,346		Sudbury	Mass	98,381
	Reston	Virginia	11,088		Tewksbury	Mass	4,669
11	FOUNDATION HEALTH CORPORATION		433,279 *		Waltham	Mass	135
	Rancho Cordova	California	1,650		Wayland	Mass	60,404
	Sacramento	California	431,629		West Andover	Mass	1,346
13	MCDONNELL DOUGLAS SPACE SYS CO		402,354 *		Manchester	N.H.	31-
	Huntsville	Alabama	327		Melville	New York	96
	Huntington Bch	California	205,735		Waterville	New York	172
	Long Beach	California	38		Portsmouth	Rhode Isl	21,936
	Vandenberg AFB	California	193,527		Bristol	Tennessee	1,111
	Anaconda	Colorado	2,196			EGYPT	1,811
	Keela	Florida	308-			GERMANY	34
	St Louis	Missouri	872			TAIWAN	47
	Kirtland AFB	New Mexico	33-	19	ROCKWELL INTERNATIONAL CORP		304,681 *
16	LORAL CORPORATION		364,125 *		Huntsville	Alabama	178
	Litchfield Par	Arizona	8,381		Anaheim	California	41,655
	Milpitas	California	2,305		Downey	California	13,658
	Newport Beach	California	16,637		El Segundo	California	104
	Palo Alto	California	50		Los Angeles	California	77,795
	Pasadena	California	872		Newport Beach	California	1,500
	Ridgecrest	California	250		San Bernardino	California	81,431
	San Diego	California	1,532		Santa Barbara	California	816
	San Jose	California	34,377		Seal Beach	California	52,267
	Sunnyvale	California	8,565		Thousand Oaks	California	10,211
	Colorado Sprng	Colorado	128,255		Colorado Sprng	Colorado	250
	Leavenworth	Kansas	10,193		Melbourne	Florida	131
	Lexington	Mass	10,842		Duluth	Georgia	5,908
	New York	New York	1,452		Cedar Rapids	Iowa	15,888
	Syosset	New York	31,439		Albuquerque	New Mexico	404
	Yonkers	New York	2,466		Kirtland AFB	New Mexico	458
	Republican	N Carolina	16,739		Tulsa	Oklahoma	1,370
	Akron	Ohio	87,470		Richardson	Texas	657
	Archbald	Penn	2,233	20	BOEING CO & SIKORSKY ACFT JV		256,592 *
	Houston	Texas	67		Philadelphia	Penn	256,592
17	HUGHES AIRCRAFT COMPANY		349,026 *	22	BOEING COMPANY THE		242,247 *
	Huntsville	Alabama	22,250		Huntsville	Alabama	28,842
	Tucson	Arizona	75,247		Washington	D.C.	96
	Buena Park	California	118		Wichita	Kansas	29,114
	Carlsbad	California	834		Philadelphia	Penn	4,618
	Culver City	California	107		Kent	Washington	6,233
	El Segundo	California	39,944		Renton	Washington	185
	Fullerton	California	22,353		Seattle	Washington	173,159
	Goleta	California	57,025	23	LOCKHEED MISSILES & SPACE CO		234,180 *
	Los Angeles	California	96,464		Huntsville	Alabama	9,117
	Malibu	California	5,015		Palo Alto	California	17,726
	Manhattan Beac	California	5,358		Sunnyvale	California	168,343
	Newport Beach	California	1,338		Baltimore	Maryland	2,221
	San Diego	California	15,127		Mercury	Nevada	9,128
	Torrance	California	2,772		Albuquerque	New Mexico	1,858
	West Covina	California	1,072		Austin	Texas	25,787
	New London Nav	Conn	250	24	LITTON SYSTEMS INC		216,348 *
	La Grange	Georgia	59		Tempe	Arizona	350
	Minneapolis	Minnesota	3,115		Belmont	California	1,355
	Albuquerque	New Mexico	295		Los Angeles	California	188,043
	Middletown	Rhode Isl	283		San Carlos	California	622
18	RAYTHEON COMPANY		330,502 *		San Jose	California	996
	Goleta	California	5,712		Santa Clara	California	685
	New London	Conn	70		Sunnyvale	California	12,291
	Hanover	Maryland	139		Woodland	California	1,945
	Andover	Mass	50		South Windsor	Conn	193
	Bedford	Mass	81,929		Orlando	Florida	227
	Boston	Mass	749		Davenport	Iowa	58
	Lexington	Mass	3,369		Lexington	Mass	4,938
	Lowell	Mass	3,050		Morris Plains	New Jersey	330
	Marlborough	Mass	43,926		Salt Lake City	Utah	3,438
	North Dartmouth	Mass	135			NETHERLAND	376
	Norwood	Mass	400			S ARABIA	438
	Quincy	Mass	757			TURKEY	63

- = Minus Amount (Cancellations Exceed New Awards)  
S = Small Business

**Table 2. Net Value of DOD Prime Contract Awards Over \$25,000  
for RDT&E to Business Firms: FY 1991**

Rank	Name of Contractor Location of Work	Thousands of Dollars	Rank	Name of Contractor Location of Work	Thousands of Dollars	
25	BOEING AEROSPACE & ELECTRONICS	208,266 *	31	AEROJET	161,440 *	
	Huntsville Alabama	5,741		Azusa California	126,619	
	Vandenberg AFB California	2,842		Downey California	19,617	
	Kent Washington	55,044		Nimbus California	300	
	Seattle Washington	144,639		Parkway Sacram California	4,913	
26	AMERICAN TELEPHONE & TELG CO	196,289 *		Rancho Cordova California	120	
	Holmdel New Jersey	2,381		Sacramento California	9,729	
	Hopewell New Jersey	185		Tustin California	142	
	New Providence New Jersey	405	32	OSHKOSH TRUCK CORPORATION	147,140 *	
	Whippany New Jersey	7,499		Oshkosh Wisconsin	147,140	
	Albuquerque New Mexico	200	33	LOCKHEED CORPORATION	144,390 *	
	Greensboro N Carolina	184,697		Burbank California	181,338	
	Allentown Beth Penn	149		Los Angeles California	155	
Reading Penn	773	Palmdale California		81,569-		
		Saugus Bouquet California		1,255		
27	SCIENCE APPLICATIONS INTL CORP	192,839 *		Marietta Georgia	16,777	
	Huntsville Alabama	3,373		Manchester N.H.	24,070	
	Tucson Arizona	2,988		Nashua N.H.	2,364	
	Concord California	75	34	KEARFOOT GUNCE NAVIGATION CORP	138,111 *	
	Hermosa Beach California	6,732		Bedford Mass	202	
	Irvine California	651		Little Falls New Jersey	11,721	
	Monterey California	33		Wayne New Jersey	126,188	
	Placentia California	72	35	INTERNATIONAL BUS MCHS CORP	130,659 *	
	San Diego California	94,712		San Jose California	788	
	Santa Ana California	2,045		Boulder Colorado	17,554	
	New London Conn	414		Eglin AFB Florida	132	
	Washington D.C.	1,524		Gaithersburg Maryland	27,508	
	Honolulu Hawaii	280		Owego New York	29,638	
	Kailua Hawaii	369		Yorktown Heigh New York	1,494	
	St Joseph Louisiana	61		Avondale Tennessee	35-	
	Stow Maine	105		Manassas Virginia	53,580	
	Las Vegas Nevada	943		36	NASP NATIONAL CONTRACTOR TEAM	129,503 *
	Albuquerque New Mexico	8,887			Seal Beach California	129,503
	Beavercreek Ohio	401	37	LOCKHEED AERONAUTICAL SYS CO	110,750 *	
	Dayton Ohio	9,664		Burbank California	306	
	Wright Patters Ohio	81		Marietta Georgia	110,444	
	Ft Washington Penn	109		38	MARTIN MARIETTA DIEHL THORN JV	106,044 *
	Naval USC Rhode Isld	95			Orlando Florida	106,044
	Alexandria Virginia	1,661		39	HARSCO CORPORATION	101,417 *
	Arlington Virginia	1,703			Roseville Michigan	23,476
	Dahlgren Virginia	849	Yoe Penn		292	
	Falls Church Virginia	4,819	York Penn		77,649	
Hydraulic Virginia	117	40	ALLIANT TECHSYSTEMS INC		98,395 *	
McLean Virginia	41,938		San Diego California		3,454	
Springfield Virginia	30-		Denver Colorado	121		
Vienna Virginia	8,093		Brooklyn Park Minnesota	7,053		
Bellevue Washington	75		Edina Minnesota	12,269		
			Hopkins Minnesota	12,959		
			Minneapolis Minnesota	126		
			Minnnetonka Minnesota	58,305		
			New Brighton Minnesota	400		
			New Hope Minnesota	133		
			Eatontown New Jersey	1,417		
		Horsham Penn	708			
		Arlington Virginia	849			
		Everett Washington	115			
		Mukilteo Washington	486			
28	BELL BOEING JV	190,114 *	41	SCHNEIDER INC	91,153 *	
	Ridley Penn	133		Arnold AFB Tennessee	91,153	
	Fort Worth Texas	189,981				
	29	NORTHROP CORPORATION	182,193 *			
		Anaheim California	25-			
		Hawthorne California	166,469			
		Palos Verdes P California	117			
		Pico Rivera California	475			
		Rolling Hills California	210			
		Thousand Oaks California	6,937			
Rolling Meadow Illinois		8,092				
Norwood Mass	82-					
30	TELEDYNE INDUSTRIES INC	166,420 *				
	Huntsville Alabama	72,048				
	Palo Alto California	896				
	San Diego California	25,285				
	Santa Clara California	3,695				
	Torrance California	468				
	Muskegon Michigan	55,665				
	Toledo Ohio	4,233				
	Garland Texas	3,474				
	Alexandria Virginia	656				

- = Minus Amount (Cancellations Exceed New Awards)  
S = Small Business

**Table 2. Net Value of DOD Prime Contract Awards Over \$25,000 for RDT&E to Business Firms: FY 1991**

Rank	Name of Contractor	Location of Work	Thousands of Dollars	Rank	Name of Contractor	Location of Work	Thousands of Dollars		
42	JAYCOR	San Diego	California	88,850 *	52	GEC MARCONI ELECT SYS	Little Falls	New Jersey	69,718 *
		Colorado Sprng	Colorado	21,863			Newark	New Jersey	22,873
		Washington	D.C.	149			Wayne	New Jersey	4,002
		Vicksburg	Miss	75					42,843
		Fairborn	Ohio	303	53	GTE GOVERNMENT SYSTEMS CORP	Mountain View	California	67,680 *
		Arlington	Virginia	1,455			Rockville	Maryland	6,672
		Vienna	Virginia	188			Needham	Mass	1,154
43	BDM INTERNATIONAL INC			64,817	Waltham	Mass	5,917		
		Huntsville	Alabama	86,338 *	Westborough	Mass	830		
		Monterey	California	5,868	Vienna	Virginia	39,280		
		Redlands	California	402	Yona	Marshall I	44		
		Victorville	California	350			13,783		
		Tyndall AFB	Florida	66	54	TI & MARTIN AAWS M JV	Denton	Texas	66,631 *
		National Space	Miss	14,420					66,631
		Oceanport	New Jersey	368	55	COMPUTER SCIENCES CORPORATION	Huntsville	Alabama	66,625 *
		Albuquerque	New Mexico	590			San Diego	California	3,978
		Kirtland AFB	New Mexico	7,462			Eglin AFB	Florida	9,447
		Alexandria	Virginia	7,548			Ft Walton Bech	Florida	4,653
		Arlington	Virginia	215			Edgewood	Maryland	200
		McLean	Virginia	71			Moorestown Len	New Jersey	58-
		Norfolk	Virginia	48,603			Albuquerque	New Mexico	17,274
				375			Warminster	Penn	2,504
			Dahlgren	Virginia			593		
			Falls Church	Virginia			16,737		
					11,297				
44	CALSPAN CORPORATION			85,784 *	56	FMC CORPORATION	Anniston	Alabama	65,106 *
		Auburn	Alabama	30			San Jose	California	4,786
		Palo Alto	California	45			Santa Clara	California	16,260
		Lexington	Mass	40			Minneapolis	Minnesota	32,834
		Medford	Mass	99					11,226
		Princeton	New Jersey	56	57	COLLINS INTERNATIONAL SVC CO	Cedar Rapids	Iowa	64,647 *
		Buffalo	New York	29,484			Richardson	Texas	46,230
		Rochester	New York	72					18,417
		Rome	New York	50			58	TEXAS INSTRUMENTS INC	Colorado Sprng
		Springville	New York	90	Attleboro	Mass			4,722
		Utica	New York	52	Dallas	Texas			192
		Dayton	Ohio	1,298	Lewisville	Texas			50,339
		Wright Patters	Ohio	9,752	Plano	Texas			3,540
		Arnold AFS	Tennessee	43,143	Sherman	Texas			4,550
		San Antonio	Texas	1,548			280		
Fairfax	Virginia	25	59	AVCO CORPORATION	Petaluma	California	62,783 *		
					Stratford	Conn	313		
					Lowell	Mass	3,252		
					Wilmington	Mass	50		
					Cincinnati	Ohio	57,711		
						UNITED KIN	1,335		
45	JOHNSON CONTROLS INC			83,932 *			122		
		Mercury	Nevada	539	61	LOCKHEED SANDERS INC	Hudson	N.H.	61,243 *
		Yona	Marshall I	83,393			Manchester	N.H.	9,996
							Merrimack	N.H.	1,992
			Nashua	N.H.			608		
			North Bergen	New Jersey			26,062		
			Plainfield	New Jersey			271		
47	ALLIED SIGNAL AEROSPACE CO			80,218 *	White Sands MS	New Mexico	30-		
		Phoenix	Arizona	5,305			22,344		
		Los Angeles	California	341	63	NICHOLS RESEARCH CORPORATION	Huntsville	Alabama	57,973 *
		Torrance	California	1,212			Cape Canaveral	Florida	54,270
		Bellvue	Colorado	39			Ann Arbor	Michigan	542
		Washington	D.C.	1,589			White Sands MS	New Mexico	180
		Ft Lauderdale	Florida	179			Dayton	Ohio	773
		South Bend	Indiana	310					2,208
		Baltimore	Maryland	29,456					
		Cloverlea	Maryland	653					
Columbia	Maryland	38,189							
St Inigoes	Maryland	2,401							
Mercury	Nevada	544							
49	HERCULES INC			76,079 *					
		Clearwater	Florida	11,103					
		Cumberland	Maryland	500					
		Cherry Hill	New Jersey	176					
		Succasunna Ken	New Jersey	75					
		Magna	Utah	61,404					
Rocket Center	W Virginia	2,821							
50	MCDONNELL DOUGLAS HELICOPTER			73,480 *					
		Mesa	Arizona	73,480					

- = Minus Amount (Cancellations Exceed New Awards)  
S = Small Business

**Table 2. Net Value of DOD Prime Contract Awards Over \$25,000 for RDT&E to Business Firms: FY 1991**

Rank	Name of Contractor	Location of Work	Thousands of Dollars	Rank	Name of Contractor	Location of Work	Thousands of Dollars
64	ANALYTIC SCIENCE CORP	THE	57,761 *	81	THIOKOL CORPORATION		39,447 *
	Ft Walton Bech	Florida	2,448		Huntsville	Alabama	3,889
	Patrick AFB	Florida	779		Elkton	Maryland	2,713
	Reading	Mass	45,740		Brigham City	Utah	32,512
	Fairborn	Ohio	8,794		Promontory	Utah	333
66	HARRIS CORPORATION		55,611 *	82	CONTEL CORPORATION		39,197 *
	Melbourne	Florida	25,347		San Diego	California	423
	Palm Bay	Florida	25,008		Colorado Sprng	Colorado	17,471
	Fort Wayne	Indiana	103		Washington	D.C.	281
	Princeton	New Jersey	326		Chesapeake Bech	Maryland	32
	Rochester	New York	251		Gaithersburg	Maryland	19,711
	Syosset	New York	3,016		Fairfax	Virginia	1,279
	Resch Triangle	N Carolina	1,089	83	GENERAL MOTORS CORPORATION		38,432 *
	Austin	Texas	354		Fullerton	California	385
	Fort Worth	Texas	117		Danbury	Conn	238
67	E SYSTEMS INC		53,500 *		Indianapolis	Indiana	37,014
	St Petersburg	Florida	29,890		Warren	Michigan	795
	Dallas	Texas	1,673	84	A A I CORPORATION		37,869 *
	Garland	Texas	558		Sierra Vista	Arizona	292
	Greenville	Texas	21,097		Baltimore	Maryland	410
	Salt Lake City	Utah	50		Cockeysville	Maryland	37,167
	Fair Oaks	Virginia	57	85	SPARTA INC		37,310 *
	Vienna	Virginia	175		Huntsville	Alabama	3,894
68	ARMORED VHCLE TCHNOLOGIES ASSO		53,182 *		Del Mar	California	222
	Troy	Michigan	53,182		Edwards AFB	California	2,847
70	HONEYWELL INC		50,997 *		Laguna Hills	California	14,681
	Phoenix	Arizona	477-		San Diego	California	12,705
	Clearwater	Florida	21,797		Green Spring F	Maryland	49
	Bloomington	Minnesota	4,120		Lexington	Mass	819
	Minneapolis	Minnesota	12,465		Fairborn	Ohio	140
	Mnnetonka	Minnesota	1,426		McLean	Virginia	1,953
	Plymouth	Minnesota	3,919	87	HUGHES AIRCRAFT & RAYTHEON JV		37,060 *
	St Louis Park	Minnesota	472		Los Angeles	California	35,810
	Albuquerque	New Mexico	7,275		Bedford	Mass	1,250
72	SVERDRUP TECHNOLOGY INC		50,568 *	88	LIGHT HELICOPTER TURBINE ENG		36,015 *
	Wright Patters	Ohio	2,593		St Louis	Missouri	36,015
	Arnold AFB	Tennessee	47,842	89	BOOZ ALLEN & HAMILTON INC		35,720 *
	Tullahoma	Tennessee	133		Huntsville	Alabama	1,329
74	MAGNAYOV GOVT & INDUSTRIAL ELCTR		46,641 *		Washington	D.C.	397
	Torrance	California	13,567		Augusta	Maryland	77
	Fort Wayne	Indiana	25,794		Bethesda	Maryland	30,814
	Mahwah	New Jersey	1,605		Tinton Falls	New Jersey	162
	Deer Park	New York	255		Albuquerque	New Mexico	1,487
	Ashburn	Virginia	5,420		Fort Worth	Texas	400
76	KAMAN SCIENCES CORPORATION		43,060 *		Arlington	Virginia	1,054
	Huntsville	Alabama	6,408	92	MAXWELL LABORATORIES INC		32,823 *
	Santa Barbara	California	4,209		Placentia	California	226
	Colorado Sprng	Colorado	23,814		San Diego	California	31,452
	Burlington	Mass	250		Santa Ana	California	500
	Albuquerque	New Mexico	4,501		Alexandria	Virginia	645
	Utica	New York	3,878	93	ORBITAL SCIENCES CORPORATION		32,442 *
79	BOLI BERANEX & NEUMAN INC		41,564 *		Fairfax	Virginia	26,967
	Los Angeles	California	1,010		McLean	Virginia	5,475
	San Diego	California	799	94	SYSTEMS RES APPLICATIONS CORP		32,293 *
	New London	Conn	1,431		El Segundo	California	2,519
	Cambridge	Mass	36,318		Lanham	Maryland	72
	Middletown	Rhode Isld	610		Andover	Mass	441
	Arlington	Virginia	796		Arlington	Virginia	3,251
	Frytown	Virginia	600		Fairfax	Virginia	25,873
80	SPACE DATA CORPORATION		41,169 *		McLean	Virginia	137
	Chandler	Arizona	40,057				
	Tempe	Arizona	1,112				

- = Minus Amount (Cancellations Exceed New Awards)  
S = Small Business

**Table 2. Net Value of DOD Prime Contract Awards Over \$25,000 for RDT&E to Business Firms: FY 1991**

Rank	Name of Contractor	Location of Work	Thousands of Dollars	Rank	Name of Contractor	Location of Work	Thousands of Dollars
96	MINNESOTA MINING & MFG CO		30,519 *	108	ECC INTERNATIONAL CORP		23,720 *
	Lexington	Mass	206		Orlando	Florida	23,720
	Minneapolis	Minnesota	3,081	109	INTERMETRICS INC		23,417 *
	St Paul	Minnesota	27,332		Huntington Bea	California	1,092
97	PRC INC		28,475 *		Cambridge	Mass	2,232
	San Diego	California	2,640		Oceanport	New Jersey	1,318
	Offutt AFB	Nebraska	1,090		Holloman AFB	New Mexico	1,666
	Albuquerque	New Mexico	2,708		Dayton	Ohio	798
	Philadelphia	Penn	508		Warminster	Penn	16,211
	Middletown	Rhode Isl	38		McLean	Virginia	100
	Dahlgren	Virginia	1,476	111	SYSCON CORPORATION		21,940 *
	McLean	Virginia	12,077		San Diego	California	3,462
	Reston	Virginia	7,938		New London	Conn	482
99	MISSION RESEARCH CORPORATION		26,530 *		Washington	D.C.	7,071
	San Diego	California	300		Middletown	Rhode Isl	146
	Santa Barbara	California	15,649		Naval USC	Rhode Isl	139
	Colorado Sprng	Colorado	1,149		Newport	Rhode Isl	55
	Washington	D.C.	260		Dahlgren	Virginia	10,585
	Nashua	N.H.	2,864	112	LOGICON INC		21,881 *
	Albuquerque	New Mexico	6,032		Los Angeles	California	16,771
	Los Alamos	New Mexico	130		San Diego	California	178
	Newington	Virginia	146		Kirtland AFB	New Mexico	63-
101	R & D ASSOCIATES		26,073 *		Wright Patters	Ohio	4,995
	Los Angeles	California	459	113	G & F COMPANY		21,637 *
	Marina del Ray	California	15,519		Santa Clara	California	21,637
	Colorado Sprin	Colorado	965	115	GEO CENTERS INC		21,553 *
	Albuquerque	New Mexico	2,138		Washington	D.C.	7,059
	Kirtland AFB	New Mexico	4,647		Aberdeen PROV	Maryland	150
	Alexandria	Virginia	366		Boston	Mass	476
	Arlington	Virginia	250		Natick R & D C	Mass	4,084
		GERMANY	1,729		Newton	Mass	9,236
102	SCHAFFER W J ASSOCIATES INC		25,885 *		Picatinny Arse	New Jersey	548
	Huntsville	Alabama	386	117	OLIN CORP		20,830 *
	Chelmsford	Mass	24,838		St Petersburg	Florida	17,904
	Wakefield	Mass	50		Charleston	Tennessee	2,926
	Arlington	Virginia	611	118	LAWRENCE ASSOCIATES INC		20,517 *
103	COLSA INC		25,455 *		Dayton	Ohio	20,517
	Huntsville	Alabama	25,355	121	MARTIN MARIETTA WESTINGHOUSE JV		18,549 *
	El Paso	Texas	100		Orlando	Florida	18,549
104	WHITTAKER CORPORATION		25,355 *	122	CAS INC		18,462 *
	Simi Valley	California	25,355		Huntsville	Alabama	18,462
105	SANDERS & AEL JV		25,254 *	123	VITRO CORPORATION		18,326 *
	North Bergen	New Jersey	25,254		Atkins	Louisiana	38
106	ATLANTIC RESEARCH CORPORATION		24,583 *		Bath	Maine	705
	Camden	Arkansas	1,001		Bethesda	Maryland	135
	Los Angeles	California	782		Silver Spring	Maryland	6,290
	Menlo Park	California	200		Moorepark	Michigan	124
	Washington	D.C.	136		Pascagoula	Miss	634
	Rockville	Maryland	3,687		Moorestown	New Jersey	132
	Severna Park	Maryland	930		Warminster	Penn	1,982
	Shrewsbury	New Jersey	703		Newport	Rhode Isl	35
	Tinton Falls	New Jersey	1,493		Dahlgren	Virginia	8,094
	Rome	New York	953		Naval Surface	Virginia	157
	Dayton	Ohio	100	125	PALL LAND & MARINE CORP		18,017 *
	Fairborn	Ohio	513		New Port Riche	Florida	18,017
	Wright Patters	Ohio	431	126	GRUMMAN DATA SYSTEMS CORP		17,902 *
	Philadelphia	Penn	140		Bethpage	New York	15,836
	Alexandria	Virginia	245		Woodbury	New York	437
	Fredericksburg	Virginia	3,837		Springfield	Virginia	1,629
	Gainesville	Virginia	9,432				
107	ESL INCORPORATED		24,117 *				
	Sunnyvale	California	23,860				
		GERMANY	257				

- = Minus Amount (Cancellations Exceed New Awards)  
S = Small Business

**Table 2. Net Value of DOD Prime Contract Awards Over \$25,000 for RDT&E to Business Firms: FY 1991**

Rank	Name of Contractor	Location of Work	Thousands of Dollars	Rank	Name of Contractor	Location of Work	Thousands of Dollars
127	ANALYSIS & TECHNOLOGY INC		17,900 *	142	TRACOR APPLIED SCIENCES INC		16,168 *
	Monterey	California	115		Menlo Park	California	38
	Groton	Conn	85		San Diego	California	1,221
	New London	Conn	6,778		San Ramon	California	825
	N Stonington	Conn	4,420		Groton	Conn	56
	Washington	D.C.	78		New London	Conn	1,852
	Panama City Be	Florida	4,597		Rockville	Maryland	418
	Gulfport	Miss	50		Austin	Texas	6,568
	National Space	Miss	870		San Antonio	Texas	5,190
	Naval USC	Rhode Islnd	733	143	ROCKWELL POWER SYSTEMS		15,344 *
	Chesapeake	Virginia	174		Puunene	Hawaii	2,841
128	ASSURANCE TECHNOLOGY CORP		17,857 *		Albuquerque	New Mexico	6,756
	Melbourne	Florida	68		Kirtland AFB	New Mexico	5,747
	Carlisle	Mass	15,605	144	SPARTON CORPORATION		15,110 *
	Chelmsford	Mass	1,512		Fort Wayne	Indiana	5,552
	McLean	Virginia	672		Jackson	Michigan	9,558
129	BABCOCK & WILCOX COMPANY THE		17,563 *	145	ITT & MARTIN MARIETTA JV		15,056 *
	Alliance	Ohio	2,702		Orlando	Florida	15,056
	Lynchburg	Virginia	14,861	146	CADILLAC GAGE TEXTRON INC		14,715 *
130	SYSTEM PLANNING CORPORATION		17,001 *		Warren	Michigan	14,715
	Santa Cruz	California	404	148	BALL CORPORATION		14,239 *
	Washington	D.C.	210		San Diego	California	1,028
	Arlington	Virginia	16,037		Boulder	Colorado	9,374
	Vienna	Virginia	350		Broomfield	Colorado	845
132	NEWPORT NEWS SHPBLDING DRYDOCK		16,910 *		Albuquerque	New Mexico	891
	Newport News	Virginia	16,910		Kirtland AFB	New Mexico	530
133	GENCORP INC		16,891 *		Fairborn	Ohio	1,412
	Nimbus	California	40		Bergstrom AFB	Texas	159
	Sacramento	California	16,851	149	SOFTECH INC		14,208 *
134	ENVIRONMENTAL TECHNOLOGIES GRP	S	16,868 *		San Diego	California	1,235
	Baltimore	Maryland	16,868		Waltham	Mass	462
136	GTE SYLVANIA COM PRODUCTS		16,802 *		Fairborn	Ohio	4,538
	Needham	Mass	16,760		Houston	Texas	600
	Westborough	Mass	42		Alexandria	Virginia	7,373
137	COLEMAN RESEARCH CORPORATION	S	16,618 *	151	ENGINEERING & ECONOMICS RES	S	14,039 *
	Huntsville	Alabama	12,580		Huntsville	Alabama	145
	Orlando	Florida	3,155		Orlando	Florida	66
	White Sands MS	New Mexico	883		Oceanport	New Jersey	463
138	AQUA CHEM INC		16,394 *		Vienna	Virginia	4,965
	Milwaukee	Wisconsin	16,062		Martinsburg	W Virginia	8,400
		S ARABIA	332	152	MODERN TECHNOLOGIES CORP	S	13,670 *
139	ITT CORPORATION		16,371 *		Oceanport	New Jersey	284
	Los Angeles	California	1,322		Columbus	Ohio	2,936
	San Diego	California	282		Dayton	Ohio	6,793
	Fort Wayne	Indiana	786		San Antonio	Texas	3,657
	Clifton	New Jersey	9,652	153	RACAL COMMUNICATIONS INC		13,646 *
	Nutley	New Jersey	2,212		Rockville	Maryland	13,646
	Dayton	Ohio	121	154	AUTOMATED SCIENCES GROUP INC	S	13,179 *
	Wright Patters	Ohio	1,323		Huntsville	Alabama	13,179
	Easton	Penn	500	155	COMPRHENSIVE TECHNOLOGIES INTL	S	13,177 *
		S ARABIA	173		Arlington	Virginia	10,579
140	S F A INC	S	16,353 *		Chantilly	Virginia	2,598
	Washington	D.C.	10,153	156	STERIMATICS CORP		13,171 *
	Bethesda	Maryland	92		Bedford	Mass	13,171
	Landover	Maryland	4,935	157	MOTOROLA INC		12,912 *
	State College	Penn	1,173		Scottsdale	Arizona	12,832
141	INTEL CORPORATION		16,256 *		Landover	Maryland	80
	Beaverton	Oregon	16,256				

- = Minus Amount (Cancellations Exceed New Awards)  
S = Small Business

**Table 2. Net Value of DOD Prime Contract Awards Over \$25,000  
for RDT&E to Business Firms: FY 1991**

Rank	Name of Contractor Location of Work	Thousands of Dollars	Rank	Name of Contractor Location of Work	Thousands of Dollars
158	CHAMBERLAIN MANUFACTURING CORP Niles Illinois Waterloo Iowa Bethesda Maryland Cockeysville Maryland Scranton Penn	12,866 * 45 4,974 7,221 151- 777	175	QUESTECH INC Dayton Ohio Wright Patters Ohio Arlington Virginia Fairfax Virginia Falls Church Virginia McLean Virginia	10,792 * 2,762 712 179 525 4,340 2,274
159	LOCUS INC Washington D.C. Boalsburg Penn Ingram Penn State College Penn Alexandria Virginia Arlington Virginia	12,718 * 317 516 87 11,251 382 165	176	HILTON SYSTEMS INC Huntsville Alabama Jackson Miss Teoc Miss Vicksburg Miss	S 10,755 * 5,628 3,759 325 1,043
162	BRUNSWICK CORPORATION Costa Mesa California De Land Florida Marion Virginia	11,950 * 94 9,816 2,040	177	RESEARCH & DEV LABORATORIES Culver City California Los Angeles California	S 10,741 * 10,679 62
163	PHYSICS INTERNATIONAL COMPANY San Leandro California Andover Mass	11,835 * 11,660 175	179	INTERSTATE ELECTRONICS CORP Anaheim California	10,278 * 10,278
164	FAR TECHNOLOGY CORPORATION New Hartford New York Rome New York Utica New York	11,625 * 9,786 1,629 210	180	GENERAL RESEARCH CORPORATION Huntsville Alabama Santa Barbara California Danvers Mass Vienna Virginia	10,269 * 4,008 5,081 55 1,125
165	STERLING FEDERAL SYSTEMS INC Bellevue Nebraska	11,622 * 11,622	181	FAIRCHILD INDUSTRIES INC Annapolis Maryland Germantown Maryland Greenbelt Maryland Weber Maryland	9,791 * 4,689 4,536 466 100
166	ORINDEN CORPORATION San Diego California Kailua Hawaii	S 11,474 * 11,376 98	182	JOHN DEERE COMPANY Woodridge New Jersey	9,764 * 9,764
167	PLANNING SYSTEMS INC Washington D.C. Slidell Louisiana Silver Spring Maryland Long Beach Miss National Space Miss Mays Landing New Jersey McLean Virginia	S 11,335 * 347 100 644 235 1,446 45 8,518	183	THERMO ELCTRON TCHNOLOGIES CORP Escondido California San Diego California	9,727 * 655 9,072
168	AVCO RESEARCH LABORATORY INC Puunene Hawaii Everett Mass Waltham Mass	11,306 * 659 10,406 241	184	SPACE APPLICATIONS CORPORATION Santa Ana California Santa Clara California Seattle Washington	S 9,726 * 4,003 5,673 50
169	PACIFIC SIERRA RESEARCH CORP Los Angeles California Santa Monica California White Sands MS New Mexico	S 11,186 * 8,485 2,611 90	186	HUGHES TRAINING SYS INC Arlington Texas	9,500 * 9,500
170	UNIVERSAL ENERGY SYSTEMS INC Fort Rucker Alabama Dayton Ohio	S 11,121 * 373 10,748	187	MCDONNELL DOUGLAS TRNING SYS Norman Oklahoma	9,495 * 9,495
171	ECONOMICS TECHNOLOGY ASSOC Inglewood California Point Mugu Nav California San Diego California	S 11,099 * 3,784 5,251 2,064	188	S SYSTEMS CORPORATION Los Angeles California Albuquerque New Mexico	S 9,257 * 4,861 4,396
173	DYNETICS INC Huntsville Alabama	S 10,914 * 10,914	192	SEMCOR INC San Diego California Mount Laurel New Jersey Warminster Penn	8,939 * 184 8,082 673
174	R J O ENTERPRISES INC Lanham Maryland Reading Mass Dayton Ohio	S 10,818 * 9,069 233 1,516	193	AM GENERAL CORPORATION Livonia Michigan	8,868 * 8,868
			194	MILTOPE CORPORATION Melville New York	S 8,801 * 8,801
			195	I I C INDUSTRIES DELAWARE Frederica Delaware Beltsville Maryland	8,770 * 8,812 42-

- = Minus Amount (Cancellations Exceed New Awards)  
S = Small Business

**Table 2. Net Value of DOD Prime Contract Awards Over \$25,000  
for RDT&E to Business Firms: FY 1991**

Rank	Name of Contractor Location of Work	Thousands of Dollars	Rank	Name of Contractor Location of Work	Thousands of Dollars
196	GENERAL ATOMICS Sierra Vista Arizona San Diego California Albuquerque New Mexico	8,729 * 472 6,821 1,436		ELECTROSPACE SYSTEMS INC Alexandria Virginia Arlington Virginia	2,492 1,288
197	BELL HELICOPTER TEXTRON INC Fort Worth Texas	8,703 * 8,703	219	HAZELTINE CORPORATION Braintree Mass Greenlawn New York New York New York	7,651 * 2,676 4,922 53
198	AEROMET INC Huntsville Alabama Tulsa Oklahoma Yona Marshall I	S 8,700 * 48 6,116 2,536	220	CARNEGIE GROUP INC Pittsburgh Penn	S 7,629 * 7,629
200	VITRONICS INC East Brunswick New Jersey Eatontown New Jersey	S 9,578 * 370 8,208	222	ELECTROMAGNETIC LAUNCH RESRCH Hudson Mass	7,541 * 7,541
201	SONALYSTS INC San Diego California New London Conn Waterford Conn Watertown Conn Naval USC Rhode Isld Newport Rhode Isld	8,499 * 1,176 2,840 2,784 984 410 305	223	RAYTHEON SERVICE COMPANY Burlington Mass Albuquerque New Mexico Wright Patters Ohio	7,478 * 3,818 3,300 360
203	SYSTEMS EXPLORATION INC San Diego California Dayton Ohio	S 8,437 * 6,987 1,450	224	CONTROL DATA CORPORATION Minneapolis Minnesota	7,437 * 7,437
205	FOSTER MILLER INC Waltham Mass	S 8,344 * 8,344	225	CAE LINK CORPORATION Silver Spring Maryland Alexandria Virginia	7,376 * 7,295 81
206	EG&G WASHINGTON ANALYTICAL SVC Sunnyvale California Groton Conn New London Conn Rockville Maryland Middletown Rhode Isld Dahlgren Virginia	8,325 * 80 912 1,861 1,044 50 4,378	226	ORION INTL TECHNOLOGIES Bedford Mass Albuquerque New Mexico White Sands MS New Mexico	S 7,337 * 145 1,570 5,622
207	ARINC RESEARCH CORPORATION San Diego California Annapolis Maryland Dayton Ohio	8,249 * 3,933 2,251 2,065	227	AMERICAN OPTICAL CORPORATION Southbridge Mass	7,331 * 7,331
208	HUGHES DANBURY OPTICAL SYSTEMS Danbury Conn	8,194 * 8,194	228	COMARCO INC Sierra Vista Arizona	7,304 * 7,304
211	INFOTEC DEVELOPMENT INC Costa Mesa California Santa Ana California Sunnyvale California	S 8,039 * 30 6,630 1,379	229	PARKER KINETIC DESIGN INC Eglin AFB Florida Austin Texas	7,215 * 4,641 2,574
212	SCIENCE & TECHNOLOGY CORP Las Cruces New Mexico Hampton Virginia	S 8,013 * 545 7,468	231	MAR INC Panama City Florida Rockville Maryland	7,111 * 3,370 3,741
213	PACER SYSTEMS INC Panama City Florida Billerica Mass Horsham Penn	7,978 * 3,621 763 3,594	232	EAGLE TECHNOLOGY INC Winter Park Florida McLean Virginia	S 7,084 * 300 6,784
214	PARA FLITE INC Pennsauken New Jersey	S 7,976 * 7,976	233	ENSCO INC Melbourne Florida Springfield Virginia	S 7,066 * 2,140 4,926
215	DAVID SARNOFF RESEARCH CENTER San Jose California Princeton New Jersey	7,776 * 727 7,049	234	UBI NA CON INC Memphis Tennessee	6,957 * 6,957
216	ELECTROSPACE SYSTEMS INC San Diego California Eglin AFB Florida Dayton Ohio Richardson Texas Waco Texas	7,742 * 91 40 60 3,692 79	236	TECOLOTE RESEARCH INC Huntsville Alabama Santa Barbara California Dayton Ohio	S 6,918 * 826 5,472 620
			237	MANTECH INTERNATIONAL CORP Sierra Vista Arizona Edwards AFB California Los Alamos New Mexico Wright Patters Ohio Warminster Penn Alexandria Virginia	6,897 * 771 1,081 143 3,268 270 1,364

- = Minus Amount (Cancellations Exceed New Awards)  
S = Small Business



**Table 2. Net Value of DOD Prime Contract Awards Over \$25,000  
for RDT&E to Business Firms: FY 1991**

Rank	Name of Contractor	Location of Work	Thousands of Dollars	Rank	Name of Contractor	Location of Work	Thousands of Dollars
239	VSE CORPORATION	Alexandria Virginia	6,776 *	255	THINKING MACHINES CORPORATION	Cambridge Mass	5,671 *
240	APPLIED MEASUREMENT SYSTEMS	New London Conn	6,744 *	256	EAI CORPORATION	Abingdon Maryland	5,600 *
		Waterford Conn	934				5,600
		Fort Pierce Florida	213	258	SPECTRA DIODE LABORATORIES	San Jose California	5,524 *
		Hollywood Florida	35				5,524
		Burlington Mass	5,532	260	SOFTWARE TECHNOLOGY INC	Washington D.C.	5,446 *
241	SRS TECHNOLOGIES	Huntsville Alabama	6,701 *			Melbourne Florida	1,065
		Newport Beach California	1,419				4,381
			5,282	261	GENTEX CORPORATION	Carbondale Penn	5,442 *
243	ALLIED SIGNAL INC	Phoenix Arizona	6,584 *				5,442
		Los Angeles California	4,397	262	MESILLA VALLEY HIGH TECH IND	Huntsville Alabama	5,376 *
		Torrance California	120				5,376
		Des Plaines Illinois	242	263	MADEN TECH CONSULTING INC	Arlington Virginia	5,351 *
		Columbia Maryland	693			McLean Virginia	3,021
		Morristown New Jersey	806				2,330
		Teterboro New Jersey	227	265	ADVANCED DECISION SYSTEMS	Mountain View California	5,222 *
244	ARETE ASSOCIATES	Los Angeles California	6,530 *			Arlington Virginia	4,978
			6,530				244
245	DYNCORP	Frederick Maryland	6,429 *	266	ATLANTIC AEROSPACE ELECTRONICS	Greenbelt Maryland	5,212 *
		White Sands MS New Mexico	2,093			Boston Mass	2,465
		Wright Patters Ohio	3,712			Waltham Mass	69
			624			Naval USC Rhode Isld	2,649
246	ELECTRONIC DECISIONS INC	Urbana Illinois	6,240 *				29
			6,240	267	KAMAN CORPORATION	Bloomfield Conn	5,204 *
247	SYSTEMS PLANNING & ANALYSIS	Falls Church Virginia	6,134 *				5,204
			6,134	269	MAC AULAY BROWN INC	Dayton Ohio	5,165 *
248	SIPPICAN INC	Marion Mass	6,103 *			Fairborn Ohio	2,654
			6,103			Wright Patters Ohio	130
249	DU PONT E I DE NEMOURS & CO	Newark Delaware	6,058 *				2,381
		Wilmington Delaware	650	270	PRC ORI JV	Locust Dale Virginia	5,136 *
			5,408			McLean Virginia	97
250	INTEGRATED SYSTEMS INC	Palo Alto California	6,016 *				5,039
		Santa Clara California	4,019	271	SYSTEM DYNAMICS INTERNATIONAL	Gainesville Florida	5,094 *
		Norcross Georgia	1,773				5,094
			224	272	M R J INC	Oakton Virginia	5,076 *
251	CONTRAVES USA INC	Tampa Florida	5,953 *				5,076
		Boston Mass	824	273	PHOTON RESEARCH ASSOCIATES	Placentia California	5,039 *
		Koppel Penn	127			San Diego California	350
		Pittsburgh Penn	3,376			Cambridge Mass	4,621
			1,626				68
252	VEDA INCORPORATED	Dayton Ohio	5,888 *	275	COMMAND SYSTEM INC	Fort Wayne Indiana	4,981 *
		Warminster Penn	1,609				4,981
		Alexandria Virginia	3,769	276	LOS ALAMOS TECHNICAL ASSOC INC	Albuquerque New Mexico	4,928 *
		Arlington Virginia	280			Los Alamos New Mexico	70
			230				4,858
253	TRACOR AEROSPACE INC	San Mateo California	5,813 *	277	XONTECH INC	Huntington Bea California	4,895 *
		San Ramon California	75			Los Angeles California	50
		Austin Texas	90				4,845
		Provo Utah	5,468	280	ASI SYSTEMS INTERNATIONAL	Anaheim California	4,828 *
			180			Ft Walton Bech Florida	2,082
254	SYSTEMS INC	Melbourne Florida	5,796 *			Aberdeen Maryland	2,625
		Palma Sola Par Florida	5,753				121
			43				

- = Minus Amount (Cancellations Exceed New Awards)  
S = Small Business

**Table 2. Net Value of DOD Prime Contract Awards Over \$25,000  
for RDT&E to Business Firms: FY 1991**

Rank	Name of Contractor Location of Work	Thousands of Dollars	Rank	Name of Contractor Location of Work	Thousands of Dollars
282	TECHNOLOGY DEVELOPMENT CORP Huntsville Alabama Rolla Missouri	S 4,758 * 4,248 510	308	CLAMSHELL BUILDINGS INC Santa Barbara California	S 4,130 * 4,130
283	KRUG INTERNATIONAL CORPORATION Dayton Ohio San Antonio Texas	4,753 * 698 4,055	309	ELECTRONIC ASSOCIATES INC West Long Bran New Jersey	S 4,124 * 4,124
284	VECTOR RESEARCH COMPANY INC Bethesda Maryland	S 4,687 * 4,687	310	LITTLE ARTHUR D INC Cambridge Mass	4,117 * 4,117
285	WILLIAMS INTERNATIONAL CORP Antioch Michigan Walled Lake Michigan	4,680 * 162 4,518	311	SYSTEMS ENGRG & MGT ASSOC Arlington Virginia Falls Church Virginia Frytown Virginia	S 4,107 * 2,450 888 769
286	AMOCO CHEMICAL CO Atlanta Georgia	4,660 * 4,660	312	CUBIC CORPORATION San Diego California	4,029 * 4,029
287	MANAGEMENT CONSULTING & RES Dayton Ohio Falls Church Virginia	S 4,604 * 3,373 1,231	313	BICOASTAL CORPORATION Glendale California	4,000 * 4,000
288	DATA DESIGN LABORATORIES New London Conn Chantilly Virginia	4,575 * 416 4,159	314	ETEC SYSTEMS INC Hayward California	S 4,000 * 4,000
289	CHRYSLER TECHNOLOGIES ARBRN SY Waco Texas	4,535 * 4,535	315	CALIFORNIA RES & TECHNOLOGY Los Angeles California Princeton New Jersey	3,995 * 3,845 150
291	RAIL COMPANY Towson Maryland Falls Church Virginia	S 4,499 * 125 4,374	316	BERKELEY RESEARCH ASSOCIATES Berkeley California Washington D.C. Springfield Virginia	S 3,970 * 1,493 380 2,097
292	AUTOMATION RES SYSTEMS LTD Alexandria Virginia	S 4,486 * 4,486	317	LUFKIN INDUSTRIES INC Lufkin Texas	3,940 * 3,940
293	SUPPORT CONTRACTING SYSTEMS Camarillo California	4,466 * 4,466	318	MECHANICAL TECHNOLOGY INC Latham New York Cincinnati Ohio	3,823 * 3,463 360
294	TRUSTED INFORMATION SYSTEMS Glenwood Maryland	S 4,417 * 4,417	319	B K DYNAMICS INC Adelphi Maryland Orchard Beach Maryland Rockville Maryland	S 3,816 * 470 270 3,076
295	SUMMA TECHNOLOGY INC Huntsville Alabama Atlanta Georgia	S 4,406 * 4,308 98	321	DAMES & MOORE Phoenix Arizona Bethesda Maryland	3,741 * 83 3,658
296	AEPCO INC Rockville Maryland White Oak NSUC Maryland	S 4,392 * 4,342 50	323	REMINGTON ARMS CO INC Ilion New York	3,701 * 3,701
299	SYSTRAN CORP Dayton Ohio	S 4,265 * 4,265	324	HORIZONS TECHNOLOGY INC San Diego California Annapolis Maryland	S 3,692 * 3,646 46
300	ENGINEERING TECHNOLOGIES INC McLean Virginia	S 4,258 * 4,258	325	WYLE LABORATORIES El Segundo California Norco California Hampton Virginia	3,655 * 209 1,053 2,393
302	SYNETICS CORPORATION San Diego California Slocums Corner Mass Wakefield Mass Dahlgren Virginia	S 4,227 * 415 45 3,024 743	326	TEXAS INSTRUMENTS WESTNGHSE JV Dallas Texas Lewisville Texas	3,588 * 3,685 97-
304	I R I CORPORATION San Diego California	S 4,216 * 4,216	327	CREARE INC Hanover N.H.	S 3,572 * 3,572
306	AMERINEX ARTFL INTELLIGENCE Amherst Mass	S 4,198 * 4,198	328	INTEGRATED SYSTEMS ANALYSTS San Diego California Arlington Virginia Merrifield Virginia	S 3,558 * 1,303 1,055 1,200
307	UNIVERSAL TECHNOLOGY CORP Dayton Ohio Fairborn Ohio	S 4,151 * 3,771 380			

- = Minus Amount (Cancellations Exceed New Awards)  
S = Small Business

**Table 2. Net Value of DOD Prime Contract Awards Over \$25,000  
for RDT&E to Business Firms: FY 1991**

Rank	Name of Contractor Location of Work	Thousands of Dollars	Rank	Name of Contractor Location of Work	Thousands of Dollars
330	ANDRULIS RESEARCH CORP Bethesda Maryland Salt Lake City Utah Falls Church Virginia	S 3,486 * 2,661 641 184	353	SYSTEM RESOURCES CORPORATION Shrewsbury New Jersey	S 3,40 * 3,40
331	ORLANDO TECHNOLOGY INC Orlando Florida Shalimar Florida	S 3,486 * 240 3,246	354	PHYSICAL RESEARCH INC Torrance California	S 3,128 * 3,128
332	FULSE SCIENCES INC San Leandro California	3,469 * 3,469	355	HUGHES ASSOCIATES INC Washington D.C. Wheaton Glenno Maryland	S 3,123 * 289 2,834
334	IEXTROM INC Wilmington Mass Buffalo New York Niagara Falls New York	3,461 * 350 2,685 426	356	INTERNATIONAL SOFTWARE SYSTEMS Austin Texas	S 3,120 * 3,120
338	SYSTEMS ENGINEERING ASSOCIATES San Diego California	3,417 * 3,417	357	UNION CORPORATION Dallas town Penn Scranton Penn	3,115 * 1,945 1,170
339	ZYCAD CORPORATION Mount Olive New Jersey	3,416 * 3,416	358	ANALYSIS & COMPUTER SYSTEMS Bedford Mass	S 3,112 * 3,112
340	CUMMINS ENGINE COMPANY INC Columbus Indiana	3,396 * 3,396	359	INTERFEROMETRICS INC Washington D.C. Stafford Virginia Vienna Virginia	S 3,091 * 2,400 33 658
341	FALCON ASSOCIATES McLean Virginia Springfield Virginia	3,394 * 65 3,329	361	FRONTIER ENGINEERING INC Oklahoma City Oklahoma S Oklahoma Oklahoma	S 3,041 * 160 2,881
342	EER SYSTEMS CORPORATION Huntsville Alabama Vienna Virginia	S 3,373 * 40- 3,413	364	BRIGAN ASSOCIATES INC Upper Marlboro Maryland	S 2,983 * 2,983
343	AEROSTRUCTURES INC Arlington Virginia	S 3,328 3,328	365	MERIDIAN CORPORATION Alexandria Virginia	S 2,974 * 2,974
344	PRESEARCH INCORPORATED Panama City Florida Silver Spring Maryland Fairfax Virginia	3,308 * 702 760 1,846	366	ADVANTEC SYSTEMS TECHNOLOGY Atlanta Georgia Lawton Oklahoma	S 2,963 * 2,633 330
345	SPIRE CORPORATION Huntsville Alabama Bedford Mass	S 3,305 * 78 3,227	367	PHYSICAL OPTICS CORPORATION Simi California Torrance California	S 2,961 * 232 2,729
346	EPOCH ENGINEERING INC New London Conn Gaithersburg Maryland Lower Gwynedd Penn	S 3,272 * 77 3,142 53	368	SCIENCE RESEARCH LABORATORY Alameda California Oakley California Somerville Mass	S 2,960 * 500 200 2,260
347	BOSS AVIATION INC Enterprise Alabama	S 3,271 * 3,271	369	ADVANCED SCIENCES INC Tyndall AFB Florida Albuquerque New Mexico	S 2,945 * 638 2,307
348	PRAGMATICS INC Adelphi Maryland McLean Virginia	S 3,256 * 939 2,317	370	OPTIC ELECTRONIC CORP Dallas Texas	2,927 * 2,927
349	MCDONNELL AIRCRAFT COMPANY Palo Alto California St Louis Missouri	3,248 * 1,327 1,321	372	KEYSTONE COMPUTER ASSOCIATES Ft Washington Penn	S 2,926 * 2,926
351	N K F ENGINEERING INC Arlington Virginia Reston Virginia	S 3,219 * 973 2,246	373	GUILD ASSOCIATES INC Hilliard Ohio	S 2,919 * 2,919
352	ACUREX CORPORATION Mountain View California Dayton Ohio Wright Patters Ohio	3,149 * 1,234 395 1,520	374	PHYSICON INC Huntsville Alabama	S 2,878 * 2,878
			375	SYNECTICS CORP Rome New York Fairfax Virginia	S 2,857 * 2,362 495
			376	APPLIED COMPUTING SYSTEMS INC Los Alamos New Mexico	S 2,831 * 2,831

- = Minus Amount (Cancellations Exceed New Awards)  
S = Small Business

**Table 2. Net Value of DOD Prime Contract Awards Over \$25,000  
for RDT&E to Business Firms: FY 1991**

Rank	Name of Contractor Location of Work	Thousands of Dollars	Rank	Name of Contractor Location of Work	Thousands of Dollars
377	ACTRAN SYSTEMS INC Orlando Florida	2,813 *	400	K V H INDUSTRIES INC Middletown Rhode Islad	S 2,629 *
379	VREULS RESEARCH CORPORATION Thousand Oaks California Alexandria Virginia	S 2,804 * 226 2,578	401	LITTON INDUSTRIES INC Los Angeles California	2,600 * 2,600
381	JAMIESON SCIENCE & ENGINEERING Bethesda Maryland	S 2,788 * 2,788	402	KETRON CORPORATION Cincinnati Ohio	2,600 * 2,600
382	SYSTEMS ANALYSIS & INTEGRATION Orange California San Diego California	S 2,782 * 2,484 298	403	ENVIRONMENTAL SYSTEMS RES INST Redlands California	S 2,597 * 2,597
383	UNITED INTERNATIONAL ENGRG Huntsville Alabama Albuquerque New Mexico	S 2,780 * 351 2,429	404	DECISION SCIENCE APPLICATIONS Arlington Virginia	S 2,558 * 2,558
384	CROSS SYSTEMS INC Atlanta Georgia	2,778 * 2,778	405	SCHWARTZ ELECTRO OPTICS INC Orlando Florida Boston Mass Concord Mass	S 2,557 * 1,959 275 323
385	VISICOM LABORATORIES INC San Diego California	S 2,747 * 2,747	406	SPERRY MARINE INC Charlottesvill Virginia	2,552 * 2,552
386	ADVANCED TECHNOLOGY & RESEARCH Laurel Maryland	S 2,745 * 2,745	407	LOCKHEED ENGINEERING & SCIENCE Dugway Proving Utah	2,540 * 2,540
387	CORTANA CORPORATION Falls Church Virginia	S 2,724 * 2,724	408	COMBUSTION ENGINEERING INC Sierra Vista Arizona	2,526 * 2,526
388	DIGITAL EQUIPMENT CORPORATION Landover Maryland Lanham Maryland Dayton Ohio Dahlgren Virginia	2,717 * 121 436 2,199 39-	409	FRIED D L ASSOCIATES INC Placentia California	S 2,522 * 2,522
389	KAMAN AEROSPACE CORPORATION Tucson Arizona Bloomfield Conn	2,715 * 1,200 1,515	410	S I SYSTEMS CORPORATION Washington D.C. Lanham Maryland Hanscom AFB Mass	S 2,517 * 1,909 408 200
390	QUALCOMM INC San Diego California	S 2,711 * 2,711	411	ADVANCED TECHNOLOGY MATERIALS Huntsville Alabama Danbury Conn East Hartford Conn New Milford Conn	S 2,516 * 55 261 44 2,156
391	SMITHS INDUSTRIES INC USA Grand Rapids Michigan	2,709 * 2,709	412	RMCI McLean Virginia Norfolk Virginia	S 2,493 * 1,949 544
392	KETRON INC Towson Maryland Malvern Penn	S 2,701 * 329 2,372	413	NEW HORIZONS DIAGNOSTICS CORP Columbia Maryland	S 2,486 * 2,486
393	CSA ENGINEERING INC Palo Alto California Wright Patters Ohio	S 2,692 * 1,738 954	414	APPLIED RESEARCH ASSOC INC Lakewood Colorado Aberdeen Maryland Albuquerque New Mexico Raleigh N Carolina South Royalton Vermont Springfield Virginia	S 2,472 * 49 227 1,221 214 350 411
395	BARRIOS TECHNOLOGY INC Houston Texas	S 2,679 * 2,679	415	GEODYNAMICS CORPORATION Santa Barbara California	S 2,447 * 2,447
396	ADVANCED MARINE ENTERPRISES Arlington Virginia	2,665 * 2,665	416	INNOVATIVE CONCEPTS INC McLean Virginia Stafford Virginia	S 2,443 * 2,243 200
397	DUAL & ASSOCIATES INC Arlington Virginia Reston Virginia	S 2,644 * 2,249 395	417	IRVINE SENSORS CORPORATION Costa Mesa California Red Hill California	S 2,412 * 2,357 55
398	PHYSICAL SCIENCES INC Andover Mass Alexandria Virginia	S 2,637 * 2,588 49	418	DRAVO CORPORATION Pittsburg Penn	S 2,400 * 2,400
399	HARRIS GROUP THE INC Reston Virginia	S 2,634 * 2,634			

- = Minus Amount (Cancellations Exceed New Awards)  
S = Small Business

**Table 2. Net Value of DOD Prime Contract Awards Over \$25,000 for RDT&E to Business Firms: FY 1991**

Rank	Name of Contractor	Location of Work	Thousands of Dollars	Rank	Name of Contractor	Location of Work	Thousands of Dollars
422	TOYON RESEARCH CORP	Goleta California Santa Barbara California	S 2,399 * 2,254 145	447	LOGISTICS MANAGEMENT ENGRG	China Lake NUC California Warminster Penn	S 2,248 * 501 1,747
423	XEROX CORP	Palo Alto California Pasadena California Cambridge Mass Webster New York	2,387 * 357 1,791 180 59	449	FLOW INDUSTRIES INC	Kent Washington	S 2,230 * 2,230
424	SCHLUMBERGER TECHNOLOGY CORP	Ann Arbor Michigan	2,370 * 2,370	451	HYDRO PRODUCTS INC	Arlington Virginia	2,222 * 2,222
426	AMHERST SYSTEMS INC	Buffalo New York	S 2,355 * 2,355	452	PIASECKI AIRCRAFT CORP	Essington Penn	S 2,216 * 2,216
429	CTA INCORPORATED	Ridgecrest California Dayton Ohio	S 2,338 * 1,124 1,214	453	OLIN ORDNANCE	St Petersburg Florida Marion Illinois	2,203 * 2,105 98
430	ADVANCE INC	Dahlgren Virginia	S 2,332 * 2,332	454	WESTERN INSTRUMENT CORPORATION	Ventura California	S 2,201 * 2,201
432	OPTIMETRICS INC	Bel Air Maryland Ann Arbor Michigan White Sands MS New Mexico Hampton Virginia	S 2,322 * 176 1,211 209 726	456	VISIDYNE INC	Burlington Mass	S 2,193 * 2,193
433	EG&G SPECIAL PROJECTS	Las Vegas Nevada Kirtland AFB New Mexico	2,317 * 955 1,362	458	TRUAX ENGINEERING	Carlsbad California Saratoga California	S 2,171 * 1,071 1,100
434	SIERRA NEVADA CORPORATION	Reno Nevada Verdi Nevada	S 2,308 * 1,899 409	459	SYSTEMS & LOGISTICS CORP	San Bernardino California Torrance California	S 2,170 * 877 1,293
435	AERODYNE RESEARCH INC	Bedford Mass Billerica Mass Monmouth Junct New Jersey	S 2,298 * 80 2,034 184	460	PREDICTION SYSTEMS INC	Manasquan New Jersey	S 2,166 * 2,166
437	SUNDSTRAND DATA CONTROL INC	Redmond Washington	2,282 * 2,282	461	SCI TEC INC	Princeton New Jersey Wayside New Jersey	2,153 * 1,339 814
438	ERC INTERNATIONAL INC	San Diego California	2,268 * 2,268	462	PHOTONICS SYSTEMS INC	Melbourne Florida Northwood Ohio	S 2,137 * 140 1,997
439	DIGITAL WIZARDS INC	San Diego California	S 2,265 * 2,265	463	COMMONWEALTH TECHNOLOGY INC	Alexandria Virginia	S 2,120 * 2,120
440	S R A TECHNOLOGIES INC	Alexandria Virginia	S 2,265 * 2,265	464	MICROELECTRONICS	Austin Texas	2,118 * 2,118
441	GEOMET INC	Annapolis Maryland Germantown Maryland Gist Maryland	2,259 * 1,867 365 27	466	COMPIEK RESEARCH INC	Goleta California	2,105 * 2,105
442	ADVANCED RES & APPLICATIONS	Sunnyvale California Wright Patters Ohio	S 2,257 * 2,007 250	467	MARINE ACOUSTICS	Newport Rhode Isl	S 2,093 * 2,093
444	ATEAM CORP	Dayton Ohio	S 2,255 * 2,255	468	DCS CORPORATION	Alexandria Virginia	S 2,088 * 2,088
445	INTEGRATED MICROCOMPUTER SYS	Rockville Maryland Dahlgren Virginia	S 2,250 * 247 2,003	469	AMPIEK INC	Bedford Mass	S 2,077 * 2,077
				471	ANALYTICAL SYSTEMS ENGRG CORP	Clarksburg Maryland Burlington Mass Barnstable Mass Naval USC Rhode Isl Quantico MCD&E Virginia	S 2,049 * 179 1,008 740 85 37
				472	ELECTRO DESIGN MANUFACTURING	Decatur Alabama	S 2,049 * 2,049

- = Minus Amount (Cancellations Exceed New Awards)  
S = Small Business

**Table 2. Net Value of DOD Prime Contract Awards Over \$25,000  
for RDT&E to Business Firms: FY 1991**

Rank	Name of Contractor Location of Work	Thousands of Dollars	Rank	Name of Contractor Location of Work	Thousands of Dollars
474	SENSIS CORPORATION De Witt New York	S 2,029 * 2,029	495	SCIENCE & TECHNOLOGY ASSOC Arlington Virginia	S 1,821 * 1,821
475	DIGITAL RADIO CORP Redondo Beach California	S 2,026 * 2,026	496	ARO CORPORATION Buffalo New York	1,794 * 1,794
476	APPLIED TECHNOLOGY ASSOCIATES Orlando Florida Albuquerque New Mexico	S 2,022 * 125 1,897	497	NORTHWEST RESEARCH ASSOCIATES Bellevue Washington	S 1,789 * 1,789
477	COMMUNICATION MFG CO Long Beach California	S 2,019 * 2,019	498	TEXAS RESEARCH INTERNATIONAL Austin Texas	S 1,777 * 1,777
478	RESOURCE CONSULTANTS INC San Diego California Norfolk Virginia Vienna Virginia Virginia Beach Virginia	2,002 * 520 483 878 121	499	MCDONNELL DOUGLAS MSL SYS CO Titusville Florida St Louis Missouri	1,760 * 431 1,329
479	TERA COMPUTER CO Seattle Washington	S 2,000 * 2,000	500	FIBER MATERIALS INC Biddeford Maine	S 1,752 * 1,752
480	STV ENGINEERS INC Pottstown Penn Warminster Penn	1,988 * 1,938 50		TOTAL	17,357,464
481	EVALUATION RESEARCH CORP Fairfax Virginia	1,985 * 1,985			
482	SHERIKON INC Frederick Maryland	S 1,983 * 1,983			
484	SENTEL CORPORATION Eglin AFB Florida	S 1,958 * 1,958			
485	WESTAR CORPORATION Albuquerque New Mexico	S 1,958 * 1,958			
486	WEIDLINGER ASSOCIATES INC Los Altos California Palo Alto California New York New York	S 1,955 * 375 556 1,024			
487	S TRON Mountain View California Redwood City California	S 1,954 * 1,178 776			
488	H R TEXTRON INC Valencia California	1,934 * 1,934			
490	CORNING INC Canton New York Corning New York	1,918 * 838 1,080			
491	GENERAL PHYSICS CORPORATION New London Conn Jacksonville Florida	1,917 * 473 1,444			
492	GALAXY SCIENTIFIC CORP San Diego California East Berlin New Jersey Mays Landing New Jersey Warminster Penn	S 1,884 * 100 60 280 1,444			
493	COE TRUMAN TECHNOLOGIES INC Savoy Illinois	S 1,870 * 1,870			
494	SOUTHWEST AEROSPACE CORP Tustin California Burbank California	S 1,827 * 945 882			

- = Minus Amount (Cancellations Exceed New Awards)  
S = Small Business

**Table 3. Net Value of DOD Prime Contract Awards Over \$25,000 for RDT&E to Educational and Nonprofit Institutions: FY 1991**

Rank	Name of Contractor Location of Work	Thousands of Dollars	Rank	Name of Contractor Location of Work	Thousands of Dollars
12	JOHNS HOPKINS UNIVERSITY Baltimore Maryland Laurel Maryland	403,931 * 3,295 400,636		BATTELLE MEMORIAL INSTITUTE Los Angeles California Menlo Park California Monterey California San Diego California San Jose California Boulder Colorado Fort Collins Colorado New Haven Conn Storrs Conn Woodbridge Conn Newark Delaware Washington D.C. Gainesville Florida Indialantic Florida Melbourne Florida Orlando Florida Tallahassee Florida Winter Park Florida Athens Georgia Carbondale Illinois North Chicago Illinois Skokie Illinois West Lafayette Indiana Baton Rouge Louisiana Orono Maine Aberdeen Maryland Baltimore Maryland Bethesda Maryland College Park Maryland Elkton Maryland Frederick Maryland Andover Mass Boston Mass Fort Devens Mass Harvard Mass Lowell Mass Medford Mass North Andover Mass Sudbury Mass Wilbraham Mass Worcester Mass Ann Arbor Michigan Franklin Michigan Midland Michigan Starkville Miss State College Miss Univ of Miss Miss Chesterfield Missouri Kansas City Missouri Rolla Missouri Chatham New Jersey Florham Park New Jersey Monmouth Junct New Jersey Skillman New Jersey Albuquerque New Mexico Las Cruces New Mexico Los Alamos New Mexico Albany New York Garden City New York New York New York Rochester New York Troy New York Chapel Hill N Carolina Charlotte N Carolina Durham N Carolina Research Trian N Carolina Columbus Ohio Philadelphia Penn Souderton Penn Clemson Univ S Carolina Garden Cty Bch S Carolina Nashville Tennessee Arlington Texas Dallas Texas	94 46 46 30 181 56 115 49 30 69 111 136 26 84 58 144 79 97 59 32 50 42 66 41 36 28 372 41 196 63 70 52 83 44 26 126 147 111 29 48 60 30 91 62 30 54 31 43 36 29 38 32 41 32 50 62 104 32 30 134 29 65 44 50 84 62 28,228 78 75 42 66 46 74 38
14	MASSACHUSETTS INST OF TECHNOLOGY Boston Mass Cambridge Mass Lexington Mass Jefferson Michigan	400,182 * 815 23,183 375,932 252			
15	AEROSPACE CORPORATION El Segundo California	395,136 * 395,136			
21	MITRE CORPORATION Bedford Mass	247,857 * 247,857			
48	RAND CORPORATION Los Angeles California Santa Monica California	76,122 * 24,814 51,308			
51	INSTITUTE FOR DEF ANALYSES Alexandria Virginia	73,468 * 73,468			
62	CHARLES STARK DRAPER LAB INC Boston Mass Cambridge Mass	59,615 * 50 59,565			
65	PENNSYLVANIA STATE UNIV State College Penn Tucker Texas	56,360 * 54,843 1,517			
69	I I T RESEARCH INSTITUTE Chicago Illinois Chicago O Hare Illinois Rome New York Dayton Ohio Oak Ridge Tennessee	51,421 * 46,724 1,197 440 31 3,029			
71	SOUTH CAROLINA RESCH AUTHORITY Charleston S Carolina	50,658 * 50,658			
73	CARNEGIE MELLON UNIVERSITY Pittsburgh Penn	47,656 * 47,656			
75	UNIVERSITY OF TEXAS SYSTEM Austin Texas El Paso Texas Richardson Texas San Antonio Texas	44,737 * 44,363 132 53 189			
77	ANALYTIC SERVICES INC Colorado Sprng Colorado Arlington Virginia	42,733 * 1,196 41,537			
78	UTAH STATE UNIVERSITY Logan Utah	42,197 * 42,197			
86	SRI INTERNATIONAL Los Angeles California Menlo Park California San Diego California Hanscom AFB Mass Lowell Mass Potadon New York Rome New York Syracuse New York Columbus Ohio	37,125 * 391 35,975 192 40 37 71 220 129 70			
90	BATTELLE MEMORIAL INSTITUTE Auburn Alabama Grant Alabama Huntsville Alabama Tucson Arizona Cypress California El Segundo California	35,169 * 77 26 133 64 25 49			

- = Minus Amount (Cancellations Exceed New Awards)  
S = Small Business

**Table 3. Net Value of DOD Prime Contract Awards Over \$25,000 for RDT&E to Educational and Nonprofit Institutions: FY 1991**

Rank	Name of Contractor Location of Work	Thousands of Dollars	Rank	Name of Contractor Location of Work	Thousands of Dollars
	BATTELLE MEMORIAL INSTITUTE				
	Denton Texas	55	150	ENVIRONMENTAL RES INST OF MICH Ann Arbor Michigan	14,063 *
	El Paso Texas	61			14,063
	Houston Texas	27	160	NEW MEXICO STATE UNIVERSITY	12,456 *
	San Angelo Texas	43		Las Cruces New Mexico	7,704
	San Antonio Texas	77		White Sands MS New Mexico	4,752
	Logan Utah	136	178	CORNELL UNIVERSITY	10,458 *
	Salt Lake City Utah	30		Ithaca New York	10,458
	Alexandria Virginia	70	185	UNIVERSITY OF TEXAS AT DALLAS	9,593 *
	Arlington Virginia	248		Hudson N.H.	9,143
	Blacksburg Virginia	28		Richardson Texas	450
	Fairfax Virginia	59	189	RIVERSIDE RESEARCH INSTITUTE	9,136 *
	Hampton Virginia	45		New York New York	9,136
	McLean Virginia	114	190	SALK INST FOR BILGICAL STUDIES	9,049 *
	Norfolk Virginia	53		San Diego California	50
	Smithfield Virginia	115		Swiftwater Penn	8,999
	Vienna Virginia	117	191	ILLINOIS INST OF TECHNOLOGY	9,017 *
	Williamsburg Virginia	33		Chicago Illinois	9,017
	Seattle Washington	49	199	UNIVERSITY OF ILLINOIS	8,680 *
	Madison Wisconsin	36		Champaign Illinois	6,681
	CANADA	96		Chicago Illinois	1,408
	GERMANY	88		Savoy Illinois	76
91	UNIVERSITY OF SOUTHERN CALIF Los Angeles California	34,560 *		Urbana Illinois	515
95	UNIVERSITY OF CALIFORNIA	31,175 *	202	UNIVERSITY OF MARYLAND	8,477 *
	Berkeley California	3,251		Washington D.C.	30
	Davis California	1,034		Adelphi Maryland	638
	Irvine California	2,765		Baltimore Maryland	2,149
	La Jolla India California	50		College Height Maryland	37
	Los Angeles California	7,824		College Park Maryland	5,360
	Placentia California	3,747		CHILE	263
	Riverside California	48	204	SOUTHWEST RESEARCH INSTITUTE	8,404 *
	San Diego California	4,873		San Antonio Texas	8,110
	San Francisco California	1,468		San Diego Texas	377
	Santa Barbara California	6,043		KOREA REP	83-
	Santa Cruz California	72	209	NATIONAL ACADEMY SCIENCES USA	8,193 *
98	LOGISTICS MGT INSTITUTE	26,696 *		San Diego California	173
	Washington D.C.	877		Washington D.C.	7,982
	Bethesda Maryland	25,819		Warminster Penn	38
100	GEORGIA TECH RESEARCH CORP	26,278 *	210	UNIVERSITY OF ALABAMA	8,096 *
	Eglin AFB Florida	76		Birmingham Alabama	945
	Atlanta Georgia	26,202		Huntsville Alabama	7,070
110	UNIVERSITY OF DAYTON INC	22,249 *		Tuscaloosa Alabama	81
	Williams AFB Arizona	3,739	218	UNIVERSITY OF MINNESOTA	7,668 *
	Edwards AFB California	2,853		Minneapolis Minnesota	196
	Dayton Ohio	15,419		St Paul Minnesota	7,472
	Montgomery Ohio	238	230	UNIVERSITY OF CENTRAL FLORIDA	7,193 *
114	UNIVERSITY OF PITTSBURGH	21,612 *		Orlando Florida	7,193
	Johnstown Penn	19,896	238	UNIVERSITY OF MICHIGAN	6,871 *
	Pittsburgh Penn	1,716		Ann Arbor Michigan	6,871
120	UNIVERSITY OF WASHINGTON	18,586 *	259	GEORGIA INSTITUTE TECHNOLOGY	5,475 *
	Seattle Washington	18,586		Atlanta Georgia	5,475
131	STANFORD UNIVERSITY	16,968 *	264	RESEARCH TRIANGLE INSTITUTE	5,320 *
	Santa Clara California	345		Raleigh N Carolina	471
	Stanford California	16,623		Resch Triangle N Carolina	4,849
135	MICHIGAN DEPT PUBLIC HEALTH	16,860 *			
	Lansing Michigan	16,860			
147	NEW MEXICO STATE OF	14,367 *			
	Albuquerque New Mexico	5,754			
	Kirtland AFB New Mexico	7,830			
	Socorro New Mexico	783			

- = Minus Amount (Cancellations Exceed New Awards)  
S = Small Business



**Table 3. Net Value of DOD Prime Contract Awards Over \$25,000 for RDT&E to Educational and Nonprofit Institutions: FY 1991**

Rank	Name of Contractor Location of Work	Thousands of Dollars	Rank	Name of Contractor Location of Work	Thousands of Dollars
268	UNIVERSITY OF ROCHESTER Rochester New York	5,166 * 5,166	363	MAYO FOUNDATION Rochester Minnesota	3,016 * 3,016
278	WOODS HOLE OCNRPIC INSTUTE Woods Hole Mass	4,870 * 4,870	371	VANDERBILT UNIVERSITY THE Nashville Tennessee	2,927 * 2,927
281	UNIVERSITY OF MASSACHUSETTS Amherst Mass Worcester Mass	4,794 * 4,252 542	378	DUKE UNIVERSITY Durham N Carolina	2,813 * 2,813
290	BOSTON UNIVERSITY Boston Mass	4,532 * 4,532	380	MIAMI VALLEY RESEARCH INST Dayton Ohio	2,802 * 2,802
297	UNIVERSITY OF WISCONSIN SYSTEM Madison Wisconsin Milwaukee Wisconsin	4,284 * 4,095 189	394	PRINCETON UNIVERSITY Princeton New Jersey	2,685 * 2,685
298	UNIVERSITY OF PENNSYLVANIA Philadelphia Penn	4,281 * 4,281	409	STATE UNIVERSITY OF NEW YORK Albany New York Buffalo New York Stony Brook New York	2,525 * 2,191 157 177
303	UNIVERSITY OF ARIZONA Tempe Arizona Tucson Arizona	4,217 * 64 4,153	413	NATIONAL DEFENSE ENVMTL CORP Johnstown Penn	2,500 * 2,500
305	SOUTHEASTN CTR ELECTR ENG ED Orlando Florida Saint Cloud Florida Bedford Mass Wright Patters Ohio	4,210 * 1,684 1,272 575 679	421	COLORADO STATE UNIVERSITY Fort Collins Colorado	2,399 * 2,399
320	NYSERNET INC Syracuse New York	3,795 * 3,795	425	SOUTHERN METHODIST UNIVERSITY Dallas Texas	2,364 * 2,364
322	UNIVERSITY OF VIRGINIA Austin Texas Carsonville Virginia Charlottesvill Virginia	3,727 * 2,236 71 1,420	427	AUBURN UNIVERSITY Auburn Alabama Huntsville Alabama	2,352 * 2,267 85
329	UNIVERSITY OF HAWAII Aiea Hawaii Honolulu Hawaii	3,493 * 469 3,024	428	PURDUE UNIVERSITY West Lafayette Indiana	2,349 * 2,349
332	SOUTHERN RESEARCH INSTITUTE Birmingham Alabama	3,483 * 3,483	431	CALIFORNIA INST OF TECHNOLOGY Pasadena California	2,326 * 2,326
335	RENSSELAER POLYTECHNIC INST Rensselaer New York Troy New York	3,447 * 515 2,932	436	UNIVERSITY NC AT CHAPEL HL Chapel Hill N Carolina	2,290 * 2,290
336	BOSTON COLLEGE Bedford Mass Boston Mass Newton Mass	3,434 * 187 3,187 60	443	UNIVERSITY OF DENVER Denver Colorado	2,257 * 2,257
337	COLUMBIA UNIVERSITY Liberty New York New York New York Oyster Bay New York	3,434 * 100 3,216 118	448	MERCER UNIVERSITY Macon Georgia Robins AFB Georgia Warner Robins Georgia	2,248 * 575 1,196 477
350	OKLAHOMA STATE UNIVERSITY Eglin AFB Florida Stillwater Oklahoma	3,237 * 1,985 1,252	455	NORTH CAROLINA STATE UNIV Raleigh N Carolina	2,194 * 2,194
360	GENERAL HOSPITAL CORPORATION Boston Mass	3,050 * 3,050	457	CLEMSON UNIVERSITY Patuxent River Maryland Clemson S Carolina	2,177 * 253 1,924
362	UNIVERSITY OF FLORIDA Fussels Corner Florida Gainesville Florida	3,026 * 446 2,580	465	MIDWEST RESEARCH INSTITUTE Castle AFB California Kansas City Missouri	2,107 * 315 1,792
			470	MICHIGAN TCHNLGCAL UNIVERSITY Houghton Michigan	2,056 * 2,056
			483	OREGON STATE UNIVERSITY Corvallis Oregon	1,968 * 1,968
				TOTAL	2,560,704

- = Minus Amount (Cancellations Exceed New Awards)  
S = Small Business

**Table 4. Net Value of DOD Prime Contract Awards Over \$25,000  
for RDT&E to Foreign Contractors: FY 1991**

Rank	Name of Contractor Location of Work	Thousands of Dollars	Rank	Name of Contractor Location of Work	Thousands of Dollars
46	ROYAL NORWEGIAN NAVAL MATERIAL NORWAY	81,534 * 81,534			
60	ISRAEL AIRCRAFT INDUSTRIES LTD ISRAEL	61,868 * 61,868			
116	ROLLS ROYCE INC Atlanta Georgia UNITED KIN	21,445 * 395 21,050			
119	CANADIAN COMMERCIAL CORP CANADA	18,890 * 18,890			
124	UNITED KINGDOM MINISTRY OF DEF UNITED KIN	18,168 * 18,168			
161	IADIRAN ISRAEL ELECTRONICS IND ISRAEL	11,991 * 11,991			
172	DEUTSCHE BUNDESPOST GERMANY	11,021 * 11,021			
217	MESSERSCHMITT BOELKOW BLOHM GERMANY	7,694 * 7,694			
221	PORTON INTERNATIONAL INC UNITED KIN	7,615 * 7,615			
235	DUPHAR BV NETHERLAND	6,949 * 6,949			
242	SOCIETE GENERALE DES TAPIS SA GERMANY	6,694 * 6,694			
274	INGENIEURBURO DEISENROTH GERMANY	5,000 * 5,000			
279	CANADIAN MARCONI COMPANY CANADA	4,829 * 4,829			
446	INTERMARINES SPA ITALY	2,250 * 2,250			
450	RAM SYS GMBH GERMANY	2,228 * 2,228			
473	FERRANTI INTERNATIONAL UNITED KIN	2,031 * 2,031			
	TOTAL	270,207			

- = Minus Amount (Cancellations Exceed New Awards)  
S = Small Business

**Table 5. Net Value of DOD Prime Contract Awards Over \$25,000  
for RDT&E to U.S. Government Agencies: FY 1991**

Rank	Name of Contractor Location of Work	Thousands of Dollars	Rank	Name of Contractor Location of Work	Thousands of Dollars
258	UNITED STATES DEPT OF COMMERCE Boulder Colorado Washington D.C. Miami Florida Gaithersburg Maryland Rockville Maryland Cambridge Mass National Space Miss Oak Ridge Tennessee McLean Virginia Seattle Washington	5,525 * 677 1,398 192 2,334 256 217 170 45 70 166			
302	UNITED STATES DEPT OF ENERGY Livermore California Oakland California Washington D.C. Argonne Illinois Gaithersburg Maryland Love Miss Albuquerque New Mexico Bartlesville Oklahoma Oak Ridge Tennessee Richland Washington	4,253 * 50 606 95 562 200 50 598 1,263 757 72			
490	NATIONAL SCIENCE FOUNDATION Boulder Colorado Washington D.C. Seattle Washington	1,930 * 70 1,778 82			
	TOTAL	11,708			

- = Minus Amount (Cancellations Exceed New Awards)  
S = Small Business