

Naval Health Research Center

AD-A235 552



(2)

EVALUATION OF A REVISED FIELD MEDICAL CARD FOR NAVY AND MARINE CORPS PERSONNEL

W. W. WILCOX
W. M. PUGH

DTIC
ELECTE
MAY 14 1991
S B D

DTIC FILE COPY

REPORT NO. 90-12

Approved for public release: distribution unlimited.

NAVAL HEALTH RESEARCH CENTER
P.O. BOX 85122
SAN DIEGO, CALIFORNIA 92186-5122

NAVAL MEDICAL RESEARCH AND DEVELOPMENT COMMAND
BETHESDA, MARYLAND



91 5 14 070

EVALUATION OF A REVISED FIELD MEDICAL CARD
FOR NAVY AND MARINE CORPS PERSONNEL

Walter W. Wilcox
William M. Pugh

Medical Decisions Support Department
Naval Health Research Center
P.O. Box 85122
San Diego, CA 92186-5122

Report 90-12, supported by the Naval Medical Research and Development Command, Department of the Navy, under Work Unit No. M0095.005-6004. The views expressed in this article are those of the authors and do not reflect the official policy or position of the Department of Defense, nor the U.S. government. Approved for public release, distribution unlimited.

DISCLAIMER NOTICE

**THIS DOCUMENT IS BEST QUALITY
PRACTICABLE. THE COPY FURNISHED
TO DTIC CONTAINED A SIGNIFICANT
NUMBER OF PAGES WHICH DO NOT
REPRODUCE LEGIBLY.**

Summary

Recently, the Medical Readiness Strategic Plan directed the development of a new U.S. Field Medical Card (FMC). A quad-service working group, which included the Naval Health Research Center (NHRC), was formed for this purpose. The group has held several sessions and generated many suggestions for enhancing the effectiveness of a new FMC. Among the proposals having the most appeal are several which have been suggested by NHRC. The following is a list of the major changes adopted for the new test card.

- o The new FMC employs a graphic display depicting front and back views of a human figure along with a checklist of common battlefield injuries.
- o The back side of the new card has been specifically designed for use at the Battalion Aid Station.
- o A special tear-resistant material has been used to improve data survivability.
- o Two holes have been placed at the top of the card to permit standard alignment in a medical folder.
- o The new card has adopted a format of checkoff boxes for treatment and medication items.
- o For administrative purposes, the new card employs a partial copy on carbonless paper.
- o A vertical display is used for proper alignment in a medical folder and ease of use.
- o The new cards are bundled in packs of ten, as opposed to twenty for the older version.

As a result of the quad-service work group efforts, a new test card has been produced and distributed to the services for field testing. The purpose of this report is to document the results of the Navy's field testing of this form.

Field testing was conducted to determine whether or not the proposed FMC was an improvement over the current FMC. Therefore, a study design was developed to provide a side-by-side card comparison, with criteria for the evaluation established by the quad-service work group. It was agreed that the cards would be judged with respect to durability, sufficiency, ease of use, and simplicity. Navy testing took place in controlled environments as well as typical field environments. Controlled environmental studies were performed by the Naval Medical Research Institute in Bethesda and also at the Naval Health Research Center. Field environment testing took place at the Field Medical Service School (FMSS) at Camp Pendleton. The field environment provided for testing the cards in typical day time and night time Marine Corps maneuvers as well as during Nuclear, Biological, or Chemical (NBC) Warfare operations.

Field test findings identified improvements over the old card, disadvantages of using the new card, and lack of improvement shown by the new card over the old card. In relating the findings to the four evaluation criteria, it was determined that in none of the general areas could the new card be totally accepted as an improvement over the current card.

- o **DURABILITY:** It was found that even though the new material was extremely rugged and tear-resistant, there was no significant improvement in legibility over the old card when both cards were cleaned of foreign substances. In addition, the new card failed when used under simulated adverse weather conditions.
- o **SUFFICIENCY:** Although appropriate spaces were provided on the new card to obtain patient identification along with injury and treatment data, it was found that the new card did a less effective job of obtaining the information. The new administrative stub was also less effective at documenting information than the copy used in the current form and the new administrative stub had additional problems with legibility and potential loss.
- o **EASE OF USE:** The new card was rated as easier to use because the check lists and graphic displays were easier to mark and the vertical orientation was more appropriate. However, many items on the card, such as time and date were overlooked or left blank. In general, response rates for the new card were extremely low and some type of writing instrument is still required.
- o **SIMPLICITY:** The time required to fill out the form under ideal conditions has been reduced, but the time required to fill out the card under simulated battle conditions is still unacceptable. The new card can be more quickly read and understood; however, the abbreviations and acronyms on the new card have created interpretation problems. Even with extensive training and close supervision many trainees could not fill out the cards correctly. In addition, the problems related to filling out the card while attired in Arctic and MOPP suits still exist.

It appears that continued work is required to create a Field Medical Card that is a clear improvement over the current version.



Assessment For	
NTIS GRA&I	<input checked="" type="checkbox"/>
DTIC TAB	<input checked="" type="checkbox"/>
Unannounced	<input type="checkbox"/>
Justification	
By _____	
Distribution/	
Availability Codes	
Dist	Avail and/or Special
A-1	

EVALUATION OF REVISED FIELD MEDICAL CARD FOR NAVY AND MARINE CORPS

Introduction

Accurate and complete documentation of combat injuries is essential to manage battlefield casualties properly, help determine supply and restock needs, and acquire data needed for medical resource planning. The current method of collecting this information on the battlefield is through the use of a Field Medical Card (FMC), the standard DD form 1380. This card has remained unchanged for more than a quarter of a century.

Discussions with combat veterans indicate that requiring medical personnel to fill out the Field Medical Card as a means of documenting their battle field treatment has remained a major problem for years. Invariably, medical personnel with combat experience report that, although a completed field medical card should be attached to all injured personnel at the first echelon of treatment it is often disregarded because of time constraints, battle conditions, and the physical needs of patients. Therefore, the lack of a completed FMC has become tolerated because it is understood that corpsmen have only a limited amount of time to treat any one patient. Finally, in some cases, even though the form has been filled out and attached to the patient, it may get torn off or fall out of the patients medical folder after being removed from the patient.

Recently, the Medical Readiness Strategic Plan directed the fielding of a new U.S. Field Medical Card. The Army was designated as the lead agency and organized a quad-service working group to produce the new card. In view of the experience, resources, and mission of the Naval Health Research Center (NHRC), it was tasked to represent the Navy on this committee. The Naval Health Research Center has, over the last several years, evaluated potential alternatives to the DD form 1380 for collecting and maintaining combat casualty data in hopes of improving upon existing methods.^{1,2} Reports describing NHRC's efforts in this area have indicated that the standard form 1380 has many deficiencies as a field medical document and data collection device.^{3,4,5}

In view of the experience of combat veterans and the documented weaknesses, it would appear that the current Field Medical Card should be revised so that it could be completed more quickly and be more resistant to damage. The current quad-service efforts to accomplish this have provided NHRC an opportunity to introduce many of the design concepts and alternatives to the current form which have been developed through years of research in this area. It has also allowed the Center to draw from the knowledge and experience of personnel from the Army and Air Force.

Many suggestions which would appear to contribute to better field medical documentation have come out of the quad-service discussions. The best suggestions have been incorporated into a new test card. Before the new card can be accepted as a replacement for the current DD form 1380, however, it was agreed that extensive field testing would be conducted. The purpose of this report is to document the results of the Navy's field test of the revised form.

Proposed Changes

The current Field Medical Card is shown in Figure 1 and the revised test card is shown in Figure 2. Four changes that were initiated by NHRC that have been included as part of the final draft of the test card are listed below:

1. As suggested in earlier NHRC reports ^{1,2}, a graphic display was adopted, depicting the front and back of a human figure next to a checklist of common battlefield injuries. This format is intended to make injury descriptions easier to document and easier to interpret by providers at other echelons of patient care.
2. As discussed in previously mentioned NHRC reports ^{1,2}, the back side of the card has been specifically designed for use at the Battalion Aid Station (BAS). The BAS can devote more time to each patient than the corpsmen in the field; therefore, a more detailed write-up regarding symptoms and treatment can be expected. Recording detailed observations related to blood pressure and respiration on the back side of the card has the advantage of reducing the number of distractions for those required to fill out the front side, thereby reducing the time needed for documentation by front line corpsmen.

1. NAME (Last-First-Middle Initial)/NOM, PRÉNOMS		2. SERVICE NUMBER/NUMERO MATRICULE		3. GRADE/GRADE		4. NATION/NATION (e.g. États Unis)	
5. FORCE/ARMÉE		6. BRANCH AND TRADE/ARME (e.g. Infanterie)		7. UNIT/UNITÉ		8. SERVICE (Yrs)/DURÉE DES SERVICES (e.g. 2 8/12)	
9. AGE/ÂGE		10. RACE/RACE		11. RELIGION/RELIGION		12. FACILITY WHERE TAGGED/LIEU D'ÉTABLISSEMENT DE LA FICHE	
13. DATE AND HOUR TAGGED/DATE ET HEURE D'ÉTABLISSEMENT DE LA FICHE		14. DIAGNOSIS (including cause)/DIAGNOSTIC (Cause comprise)		15. NATURE OF CASUALTY OR ILLNESS NATURE DE LA BLESSURE OU MALADIE		16. DATE & HOUR INJURED/DATE ET HEURE DE LA BLESSURE	
17. LINE OF DUTY/EN RELATION AVEC LE SERVICE		18. DISABILITY/INCAPACITÉ		19. ENEMY ACTION/ DU FAIT DE L'ENNEMI		20. WHAT WAS HE DOING WHEN INJURED/QUE FAISAIT-IL LORSQU'IL FUT BLESSÉ	
		21. INJURY/BLESSURE		22. YES/OUI <input type="checkbox"/> NO/NON <input type="checkbox"/>			
		23. SICK/MALADIE		24. YES/OUI <input type="checkbox"/> NO/NON <input type="checkbox"/>			
25. TREATMENT GIVEN (For antibiotics specify which and give dose, hour and date)/ TRAITEMENT EFFECTUÉ (Si des antibiotiques ont été donnés, précisez leur nature, la dose, l'heure et la date)		26. TREATMENT/TRAITEMENT EFFECTUÉ		27. DOSE / DOSE		28. HOUR AND DATE / HEURE-DATE	
29. MORPHINE - 1st/MORPHINE - 1ère		30. MORPHINE - 2nd/MORPHINE - 2ème		31. MORPHINE - 3rd /MORPHINE - 3ème		32. TETANUS VACCINE / VACCIN ANTITÉTANIQUE	
33. TETANUS VACCINE / VACCIN ANTITÉTANIQUE		34. A. T. SERUM/SÉRUM ANTITÉTANIQUE		35. MEDICAL OFFICER (Signature & Grade)/SIGNATURE ET GRADE DU MÉDECIN			
36. DISPOSITION-DISPOSAL/DESTINATION DONNÉE AU BLESSÉ		37. HOUR AND DATE / HEURE ET DATE		38. MEDICAL OFFICER (Signature & Grade)/SIGNATURE ET GRADE DU MÉDECIN			

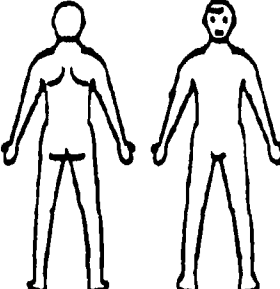
DD FORM 1380, 1 JUN 62
S/N 0102-LF-013-5500

U. S. FIELD MEDICAL CARD/FICHE MEDICALE DE L'AVANT ETATS-UNIS

a. ABSOLUTION/CONFESSION		b. HOLY COMMUNION/SAINTS COMMUNION		c. EXTREME UNCTION/EXTREME ONCTION	
39. OTHER MINISTRATIONS/AUTRES MINISTÈRES		40. CHAPLAIN (Signature)/SIGNATURE DE L'AUMONIER			
41. DIET/RÉGIME ALIMENTAIRE					
<input type="checkbox"/> REGULAR/NORMAL <input type="checkbox"/> LIQUID/LIQUIDE <input type="checkbox"/> NOTHING BY MOUTH/RIEN PAR VOIE ORALE					
42. REMARKS/REMARQUES					

☆ U.S. GOVERNMENT PRINTING OFFICE: 1967-707-466

Figure 1. Current Field Medical Card

1. DATE / TIME INJURED / DATE / HEURE DE LA BLESSURE			
2. INJURY / BLESSURE		WOUND / BLESSURE FRACTURE / FRACTURE FRACTURE / FRACTURE BURN / BURN AMPUTATION / AMPUTATION NO OR BACK BLUNT / BLESSURE AU DOS / AU DOS CONCUSSION / ECHIMOTIION CEREBRALE STRESS / STRESS NIS / NIS OTHER / AUTRE / AUTRE	
			
3. TOURNIQUET / TOURNIQUET		DATE / DATE	TIME / HEURE
YES / OUI		NO / NON	
4. PLACE / POULE	(1)	TIME / HEURE	(2)
5. LEVEL OF CONSCIOUSNESS / NIVEAU DE CONSCIENCE		TIME / HEURE	
ALERT / ALERT		UNCONSCIOUS / INCONSCIENT	
CONSCIOUS / CONSCIENT		PAIN RESPONSE / REPONSE A LA DOLLEUR	
VERBAL RESPONSE / REPONSE VERBALE		VITAL RESPONSE / REPONSE VITALE	
6. MORPHINE / MORPHINE	DOSE / DOSE	TIME / HEURE	DATE / DATE
7. ATROPINE INJECTIONS / INJECTIONS D'ATROPINE			
THE GIVEN / COMPTES A RENDRE	(1)	(2)	(3)
8. EXAMINATION / EXAMINATION	(1)	(2)	(3)
9. COMMENTS / OBSERVATIONS / TREATMENT / CURRENT MEDICATION / ALLERGIES COMMENTS / OBSERVATIONS / TRAITEMENT / PRESENTE MEDICATION / ALLERGIES			
10. PROVIDER / UNIT / OFFICER MEDICAL / UNITE			
11. DISPOSITION / DISPOSITION		RETURNED TO DUTY / RETOUR A L'UNITE	
DATE / DATE		EVACUATED / EVACUE	
TIME / HEURE		EXPIRED / DECEDÉ	
12. IDENTIFICATION			
NAME / NOM		MALE / HOMME	
		FEMALE / FEMME	
SSN / HAS	RANK / RANG	RELIGION / RELIGION	
FORCE / ELEMENT	SPECIALTY CODE / GPM	SI / SC	
AT / M / N / M / M		NM / SNC	
NATION / PAYS	UNIT / UNITE	ILLNESS / MALADIE	
		PSYCH / PSYCH	

DD Form 1340 TEST, MAY 88

U.S. FIELD MEDICAL CARD
FICHE MEDICALE DE L'AVANT ETATS-UNIS

14. REASSESSMENT / REASSESSMENT			
DATE / DATE		TIME OF ARRIVAL / HEURE D'ARRIVEE	
Time / Heure		Comments / Commentaires	
BP / PS			
PULSE / POUX			
RESP / RESP			
CNS / SN			
N / N			
15. TETANUS / TETANUS	DOSE / DOSE	TIME / HEURE	DATE / DATE
16. ANTIBIOTICS (Specify) / ANTIBIOTIQUES (Specifiez)			
DOSE / DOSE	TIME / HEURE	DATE / DATE	
DATE / TIME / HEURE	17. CLINICAL COMMENTS / DIAGNOSIS / INFORMATION MEDICALE / DIAGNOSTIQUE		
18. ORDERS / ORDRES MEDICAUX			
19. PROVIDER / OFFICER MEDICAL			
20. DISPOSITION / DISPOSITION		RETURNED TO DUTY / RETOUR A L'UNITE	
DATE / DATE		EVACUATED / EVACUE	
TIME / HEURE		EXPIRED / DECEDÉ	
21. RELIGIOUS SERVICES			
BAPTISM / BAPTISME	CONFESSION / CONFESION		
ANONING / ONCTION	PRAYER / PRIERE		
CHAPLAIN / PRETRE			

DD Form 1340 TEST Reverse, MAY 88

Figure 2. Revised Field Medical Card

3. The new test card has been printed on a special tear-resistant material as was suggested by NHRC¹. These types of materials have been under review by the Navy for several years because they provide for a greater chance of data survivability than standard card stock used in the current DD form 1380.
4. Two holes have been placed at the top end of the new test card to allow for standard alignment within a medical folder. This change was suggested by NHRC because a loose card or one hanging lop-sided, could easily become lost or torn out.³

In addition to the above differences, the new card does not rely heavily on narrative information as does the old card. Instead, treatment and medication data are collected in a checklist format as well as the time and date for each treatment action.

The old card produces a full carbon copy through the use of carbon paper. An insert between the original and the carbon copy keeps the carbon copy from becoming smudged prior to use. The new form uses carbonless paper, eliminating the need for carbon paper or the insert. The new form does not produce a full copy, however, but only a patient ID stub, which is about 1/3 the size of the full card.

The dimensions of both cards are virtually identical. However, the old forms are laid out with information presented horizontally whereas the new forms present a vertical display. This was done to allow for a more natural manner of holding the booklet during the recording process, and proper alignment for reading once it has been placed into a folder.

Both versions of the card have a copper wire for attaching the card to the patient. The old card has the wire in the middle of one end while the new card has the wire more toward the corner of the card.

The new test cards are bundled into booklets of ten cards as opposed to the old booklets of twenty each. This change, coupled with the elimination of the carbon paper and protective inserts makes the new booklets much thinner than the old ones and thus easier for the corpsmen to carry.

Methods

Field testing of the revised Field Medical Card and the current DD form 1380 was conducted juxtaposed the current DD form 1380 so that it could be determined whether or not the new card was an improvement over the old card. The evaluation was conducted on four general criteria that were agreed upon by the four services prior to testing. This list of issues and criteria is provided as APPENDIX A. The four criteria agreed upon were: durability, sufficiency, ease of use, and simplicity. Within each of these general areas there are specific conditions which can be objectively measured. These measures have been identified in the following table.

Table 1

SPECIFIC AREAS TO BE OBJECTIVELY MEASURED

DURABILITY

- o Effect of rough handling
- o Results of contact with obstacles and equipment
- o Results of being cleaned of foreign materials
- o Effects of adverse weather conditions

SIMPLICITY

- o Are questions easily understood?
- o Can the card be filled out properly with a minimum of instruction?
- o Can the form be filled out quickly?
 - under ideal conditions
 - under typical field conditions
- o Effects of field attire and environment (i.e., day/night)
- o How quickly can the form be read and understood by other treatment personnel?

EASE OF USE

- o Effect of various writing instruments
- o Effectiveness of use at treatment echelons I and II
- o Effectiveness of differing means of requesting information
 - Graphic check mark
 - Checklist
 - Forced Response
 - Narrative
 - Yes/No boxes

SUFFICIENCY

- o Appropriateness/Effectiveness of data spaces for collecting data
 - Time and date
 - Patient identity
 - Injury and treatment data
- o Effectiveness and legibility of the administrative copy

CONTROLLED ENVIRONMENT TESTING

Tests of the durability and legibility following exposure to a foreign substance were conducted by the Naval Medical Research Institute (NAMRI) in Bethesda, MD. (See Appendix B). NAMRI is another laboratory under the Navy Medical Research and Development Command which has the equipment and expertise to carry out proper testing. Tests for durability, sufficiency, ease of use, and simplicity were conducted at NHRC using combat-knowledgeable corpsmen stationed in the San Diego area, as well as research personnel. As part of the in-house testing, corpsmen from NHRC and Balboa Hospital were called upon to provide expertise by either entering information on the cards during testing exercises or making professional assessments of the quality of information provided. Following their assessments, wherever possible, inter-rater reliability was measured to determine the degree of consistency among the raters. Although they did not produce perfectly homogeneous results, the raters were for the most part consistent.

As part of the exercises, two corpsmen were requested to fill out both old and new forms for each of 30 different patient conditions. Each corpsmen was well trained in using both forms and was afforded ideal working conditions (a typical working office with no distractions). Corpsmen were requested to fill out each form as if they were in the field with a real patient. The booklet was held in the hand as opposed to laying on a hard surface, but no other restrictions were imposed. The corpsmen timed themselves to provide completion times for the front and then the back sides of each card. All cards were left undetached in the booklet so that the administrative duplicate could be matched to the original card and used in subsequent testing.

FIELD ENVIRONMENT TESTING

Arrangements for field testing the simulated combat use of the Field Medical Cards was made through the Field Medical Service School (FMSS) at Camp Pendleton. The FMSS was selected as an ideal testing location because of the structure of its training program designed to convert Navy corpsmen into field medical, combat-ready corpsmen. This is accomplished through an

intensive six week training program, the final week of which is devoted to combat field maneuvers in a simulated combat environment. Two separate classes, totaling approximately 280 students, were selected to participate in the testing procedure.

Within the training schedule at the FMSS, field maneuvers are designed to simulate medical treatment under combat conditions. Students are placed into typical combat scenarios and are required to perform simulated treatment on other students playing the role of battle casualties. The pressure of combat is simulated by instructors who continuously remind the students of time and physical constraints as well as typical battle conditions. Time becomes an important factor for the students, first because they are responsible for many potential patients, and secondly because they are part of an organization (Platoon) which in most cases is constantly on the move. Students who fail to act in a timely manner, who disregard various patient conditions, or who fail to recognize battlefield obstacles are immediately reminded of the consequences of their actions for the patient and themselves. They are constantly reminded that their entire organization could be jeopardized by what they do, or fail to do. The Field Medical Service School provides an environment which closely resembles that found during actual combat and yet provides for controlled and supervised data collection.

Part of a one-hour classroom session is devoted to training the students on the Field Medical Card. This is a standard part of training because many of the students come from shipboard medical departments where Field Medical Cards are not used.

Since classroom time was already allocated for the purpose of FMC training, an extended portion of the class was devoted to familiarizing students with the proposed new card. A corpsman familiar with the new card spent 20 minutes pointing out where various medical and patient ID elements are placed on the card as well as the importance of accuracy and complete information.

Corpsmen were given an examination at the beginning of the week-long field maneuvers training to measure their ability to completely and accurately fill out the FMC. Each of three Platoons within the training company were divided with half the students simulating battle casualties and

half filling out cards depicting the injuries sustained. Once finished, the roles were reversed so that every student had the opportunity to fill out a field medical card. The typical time required to fill out either form during these training periods ranged from ten to fifteen minutes.

The field maneuvers held during the last week of the training period basically provide three different types of combat scenarios. The following is a brief description of the conditions that the students are subjected to:

1. Typical daytime combat scenarios: During such training a platoon with four designated corpsmen advances through an area designed to provide typical hostile action resulting in various simulated combat injuries. During each encounter the designated corpsmen is required to respond to the call for corpsman, protect both the patient and themselves from further injury, and do nothing which might endanger the platoon. Simulated treatment for the patient must be provided as well as complete documentation, on the Field Medical Card, of the injury and treatment provided.

2. Typical nighttime combat scenarios: During such maneuvers vision is severely limited and inspection of wounds as well as documentation must take place under cover (i.e., a poncho) so that a flashlight can be used without giving away the platoon's position. Battle conditions are otherwise the same as daytime scenarios.

3. NBC trail: This course requires medical personnel to be outfitted in various levels of Mission Oriented Protective Posture (MOPP) equipment. Here again, various scenarios are played out. However, each of these are related to some type of Nuclear, Biological, or Chemical (NBC) warfare. The MOPP suit must be worn during the entire scenario, which includes treatment and documentation. Gloves and other protective gear thus become hindrances to the task.

Both the old cards and the new test cards were used to document injury and treatment during the three types of combat scenarios at the FMSS. In addition, both cards were used during the pre-scenario controlled examination session. Following each of these sessions, the individuals who filled out

the cards were asked to complete a questionnaire developed by the Army to assess the agreed upon criteria in a standard fashion. Versions of each of these questionnaires have been included as Appendices C, D, and E. Whenever possible, interviews were conducted with the trainees and occasional comments were noted when appropriate. Interviews were also conducted with FMSS instructors to obtain their views of the new test card. Throughout the training sessions, members of the field test team were instructed to observe closely and take notes on anything that might impact on the utility of either FMC.

Results

NAMRI assisted NHRC in examining the material on which the Field Medical Cards were printed. Their report documenting that task has been attached as Appendix F. This report concerns the durability and legibility of both cards when submitted to various conditions which might be found on the battlefield. In every test, the material used in the new form was found to be superior to the old card stock in terms of durability. Additionally, the new card material was found to "bind" fewer bacteria than the old card material. When legibility of the cards was evaluated no clear advantage was found for the new material. Exposure to mud caused data to be removed from the new material, whereas the old card was stained but readable. Alcohol and soapy water also caused problems for the new material. Out of the seven tests performed, three (oil, mouse blood, and povidone iodine) showed no effect on either card material. Saline defaced the old card as did soapy water. While soapy water, alcohol, and mud had adverse effects on the new card. Overall, it was determined that the new material was far superior in durability but with respect to legibility following typical battlefield conditions, both cards performed about the same.

In-house testing of materials at NHRC was also conducted. Both card packets were thoroughly doused in running water to simulate conditions that would be encountered during a rain storm. Then an attempt was made to document typical injuries. It was noted that efforts to write on the new card with a ballpoint pen resulted in frequent skipping, producing a virtually unreadable document. The old card was easier to write on and produced better overall results. Use of a pencil on both cards produced superior results as compared to the use of a ballpoint pen.

Problems also occurred with carbon copies of the old forms which had been soaked. On the old card, the carbon paper, the tissue insert and the carbon copy became stuck together, making it very difficult to remove the insert. Once the insert was removed, the wet carbon paper in combination with a wet copy produced a totally blank carbon copy. However, if the carbon paper was wet and the copy page was dry a partial carbon copy was produced. The carbonless copy for the new form was noticeably dimmer but not totally obscured by the presence of water. After removing the insert with some difficulty from the old card booklet, the remaining cards in the booklet became totally unusable. Carbons, inserts, and carbon copies began sticking together and the pages began to crumple up. This did not occur in the new booklets.

Both cards proved to be flammable when ignited by a match or cigarette lighter. The new card immediately began to shrivel and melt. It continued to melt as it burned, and emitted noxious fumes. The cards were placed into a freezing unit, which dropped their temperature to approximately minus 90 degrees fahrenheit. Neither card nor its respective copy appeared to be affected by the extreme cold.

Following the in-house exercises designed to test the cards under controlled and ideal conditions, corpsmen involved in filling out the forms reported that it seemed to take longer and required more effort to fill out the new card. However, the two Navy corpsmen filled out the front side of the 30 old cards in an average time of 3 minutes and 10 seconds, while the front side of the 30 new cards were filled out in an average of 2 minutes and 47 seconds -- an average of 23 seconds faster. A test of significance (t-test) on the average time differences for both corpsmen showed a significant reduction in time required to fill out the front side of the new form. Just the opposite was found for the back side. This was expected because the back side of the new card is designed especially for use at the BAS, where more detailed vital signs are expected to be taken.

In another exercise, seven Navy corpsmen were asked to quickly inspect data from both types of Field Medical Cards and then describe the injury sustained by the patient. The amount of time required to make this determination was measured by a stop watch. Each corpsmen reviewed ten old style and ten new style cards for a total of 70 observations per card type. A note was made of any errors made in determining the injury. As seen in Table 2, slightly more than one additional second was required to read and

understand the older style card. Without testing during actual combat it is not possible to know if this small but significant difference would become greatly magnified under hostile conditions. According to interviews following the exercise, the reduced time required to determine the patient's problem is believed to be related to the graphic display used for depicting patient injury.

TABLE 2
TIME REQUIRED TO READ AND DETERMINE PATIENT INJURY

	OLD STYLE CARD	NEW TEST CARD
Number of trials	70	70
Number of errors made	9	8
Mean elapsed time required (Secs)	6.1857	5.0714
Standard Deviation (Secs)	3.2226	2.3487
Mean Difference (Secs) =	1.1143	
t-Test =	2.32*	
*P <.05		

The administrative carbon copy associated with the current DD form 1380 has been simplified for the proposed new card. It contains only the information needed for patient accountability. To test the ability of the FMC to provide for patient accountability, the old carbon copies and the new carbonless stubs which had been filled out by experienced medical personnel were presented to medical and administrative personnel. Five raters were asked to evaluate 60 copies of both cards for use in administrative processing by reading each copy and determining the time, date, and personal identification of the patient and then rating each copy for its utility in providing patient accountability. As shown in Table 3, the administrative stubs for the new forms were found to be inferior in readability and as a result are of far less value than the old copies in providing for patient accountability.

TABLE 3

UTILITY OF THE STUBS AND CARBON COPIES FOR PATIENT ACCOUNTABILITY

<u>STATUS OF DATA ON THE COPY</u>	<u>OLD STYLE CARD</u>		<u>NEW TEST CARD</u>		<u>Chi-Sq</u>
	<u>N</u>	<u>PERCENT</u>	<u>N</u>	<u>PERCENT</u>	<u>df = 1</u>
NUMBER OF OBSERVATIONS MADE	300	100.00	300	100.00	
DATE CAN BE READ	213	71.00	142	47.33	36.21*
TIME CAN BE READ	193	64.33	149	49.67	12.88*
POSITIVE ID CAN BE MADE	223	74.33	170	56.67	20.99*
RANK CAN BE DETERMINED	231	77.00	184	61.33	17.39*

* $P < .01$

Cards which were filled out by trainees during the pre-scenario training sessions were examined to determine how well the instructions were followed. The students were given a classroom session about the importance of the card along with instructions on exactly how to fill out this card. Supervisors were stationed nearby to answer any questions. It was expected that these conditions would allow the students to complete the cards nearly perfectly. However, this was not the case. Although most students took about 10 to 15 minutes completing the cards, many were filled out incorrectly or were missing important fields of information. For example, proper identification of the patient was missing on approximately 28 percent of both types of cards.

Following this exercise, a questionnaire developed questionnaire by the Army (shown in Appendix C) was administered to all trainees. A total of 122 questionnaires were received pertaining to the old form and 138 for the new form. Only five of the questionnaire items produced significant differences between the two groups. These are listed in Table 4.

TABLE 4

DIFFERENCES ON QUESTIONNAIRE 2a FOR TRAINEES
USING THE TWO DIFFERENT FMC FORMS

<u>QUESTIONNAIRE ITEM</u>	<u>(N=122)^a</u>		<u>(N=138)</u>		<u>Chi-Sq</u> <u>df=1</u>
	<u>OLD FORM</u>		<u>NEW FORM</u>		
	<u>YES</u> <u>RESPONSES</u>	<u>PERCENT</u>	<u>YES</u> <u>RESPONSES</u>	<u>PERCENT</u>	
2. IS THERE ENOUGH SPACE PROVIDED FOR TYPE OF INJURY/ILLNESS?	86	70.49	117	84.78	11.58*
3. DOES THE CARD PROVIDE APPROPRIATE DESCRIPTIVE CHOICES FOR INJURY/ILLNESS CONDITIONS?	90	73.77	127	92.03	17.48*
4. IS THERE ENOUGH SPACE PROVIDED FOR TREATMENT RECEIVED?	72	59.02	117	84.78	30.94*
5. WERE THERE ABBREVIATIONS /ACRONYMS WHICH YOU DID NOT UNDERSTAND?	32	26.23	76	55.07	24.97*
6. DID YOU UNDERSTAND WHAT INFORMATION WAS REQUIRED ON THE FORM?	87	71.31	118	85.51	6.95*

*P<.01

^a Total number of responses from the trainees, varies due to missing data.

As indicated by items 2,3,4, and 6, in Table 4, the descriptions, space provided, and understanding of what was required, were rated more favorably for the new card. Item 5 indicates that abbreviations and acronyms used on the new form may cause some confusion. The remainder of the questionnaire items showed similar response patterns for the old and new forms.

During the FMSS field maneuvers, a total of 87 cards were filled out documenting simulated combat injuries and treatment provided. Four Navy corpsmen reviewed each card and made assessments regarding the quality of the data. Overall, 348 (4 x 87) observations (card reviews) were made, and as a result, it was determined that regardless of the card used, 32.47 percent did not provide a readable date, and 34.48 percent did not present a discernible time. Patient identification was missing, or only partially recorded, in 41.38 percent of the cases on both the old and new cards while treatment information was missing from 45.11 percent of both cards.

Although both cards exhibited problems in being filled out completely, as shown in Table 5, the new card showed evidence of having the greater problem. The amount of missing data on the new cards was consistently higher in all areas examined. Missing time, date, and treatment data were found to be significantly higher on the new card. Only 15 percent of the new cards were found to have a time or date written in Box number 1. Most time and date information on the new card was found in the boxes next to question number 3 "Tourniquet" even though a response for "Tourniquet" may not have been marked.

Interviews with the four corpsmen who reviewed the cards indicated that the lack of a narrative statement by the students filling out the new card contributed to the problem of missing treatment information. The students may have felt that because of their checklist responses, a narrative response in Box 10 was not needed. The reviewers felt that injuries, and the required treatment were different for every patient. Therefore, capturing this in a standard checklist alone, results in a certain amount of lost information.

TABLE 5

COMPARISON OF MISSING DATA FROM FIELD TEST FMC'S

	<u>OLD STYLE CARDS</u>		<u>NEW TEST CARDS</u>		<u>ALL CARDS</u>		<u>Chi-Sq</u>
	<u>N</u>	<u>PERCENT</u>	<u>N</u>	<u>PERCENT</u>	<u>N</u>	<u>PERCENT</u>	<u>df=1</u>
NUMBER OF EVALUATIONS MADE	192	100.00	156	100.00	348	100.00	
MISSING DATE	45	23.44	68	43.59	113	32.47	15.63*
MISSING TIME	52	27.08	68	43.59	120	34.48	9.85*
PARTIAL OR MISSING ID	75	39.06	69	44.23	144	41.38	.75
MISSING IMPORTANT							
INJURY DATA	22	11.46	32	20.51	54	15.52	4.82
MISSING IMPORTANT							
TREATMENT DATA	53	27.60	104	66.67	157	45.11	60.23*

*P<.01

One of the problems frequently encountered by medical personnel relying on data collected by someone else is how to interpret a blank response. Does a non-response indicate that nothing was done? Or, does it mean that the person filling out the information sheet did not see the question or take the time to respond? This problem is solved if some type of response is given to the question, even if that is just a dash, a check mark, or "N/A". With this in mind, an examination of the old and new cards was made relating to the issue of response versus no response. The new card was examined for some type of response to items relating to the level of consciousness, pulse rate, the use of a tourniquet, morphine, atropine and 2-PAM chloride. The old card generally asks for treatment in a narrative format and does not have corresponding items for each of these. Information regarding the use of a tourniquet and morphine are specifically requested on the old card and, therefore, were used for comparison. Another direct comparison was made for the administration of Intravenous Fluids (IV's) since they were frequently referred to on the old form.

TABLE 6
COMPARISON OF RESPONSE RATES FOR THE OLD AND NEW FMC'S

(N=47)			(N=40)		Chi-Sg df=1
<u>OLD STYLE CARDS</u>			<u>NEW TEST CARDS</u>		
<u>NUMBER OF</u> <u>RESPONSES GIVEN</u>		<u>PERCENT</u>	<u>NUMBER OF</u> <u>RESPONSES GIVEN</u>	<u>PERCENT</u>	
L.O.C.	---	---	26	65.00	---
PULSE	---	---	11	27.50	---
ATROPINE	---	---	13	32.50	---
2-PAM CHLORIDE	---	---	5	12.50	---
IV'S	23	48.94	13	32.50	1.85
MORPHINE	32	68.08	20	50.00	2.30
TOURNIQUET	12	25.53	25	62.50	12.26*

*P<.01

The results presented in Table 6 show that, with the exception of level of consciousness and use of a tourniquet, the response rates for the new card were no better than 50 percent and in most cases less. Pulse rate, administration of atropine, and 2-PAM chloride were found to be very low. The administration of IV's was mentioned a greater percentage of the time on the older card even though there is no specific location on the card to provide the information. The difference in response rates noted between the two cards, however, was not found to be statistically significant.

The question on the new form relating to level of consciousness is a forced choice question. Even though an answer box is provided for each possible condition, it was responded to only 65 percent of the time. Because there is no corresponding question on the old form, this item cannot be tested statistically to determine if this response rate was higher or lower

than the older card. It should be noted, however, that in many of the cases in which it was answered, there were multiple marks, making an immediate interpretation difficult.

The new card produced better results than the old card in determining whether a tourniquet had been administered. The difference is probably because the request for tourniquet information on the old card is coupled with a request for the general treatment administered, while the new card has a specific box just for tourniquet information, with nested boxes for a "Yes" or "No" response. The old card was slightly better in assessing the use of morphine, possibly because the old card devotes considerable space to morphine administration. In general, the response rates found on the new card are very low which can cause confusion and become a distraction.

The chance of obtaining specific types of injury and treatment data at night, or during NBC Operations, appears to be slightly better for the new card than the old card, even though neither card produced very good results. A positive feature of the new card may be the fact that it is printed on white paper, providing more of a contrast and making the print more readable.

Following the field maneuvers, those trainees acting as platoon corporals were asked to fill out data collection sheet 2d (shown in Appendix E). Only a very few were collected because of the limited number of individuals acting as corporals during the testing period. In all, 17 questionnaires relating to the old FMC and nine pertaining to the new form were received. Following a review of the responses, only one item (Question #5 "Were there any abbreviations which were not understood?") was found to produce a significant difference between the two rating groups. The responses showed that abbreviations were harder to understand on the new form.

Selected cards used during the training scenarios were submitted to a group of 40 Independent Duty Corporals (IDC's) in training at Balboa hospital. This group was divided in half so that 20 reviewed the old cards and 20 reviewed the new cards. They were told how the data were obtained and were asked to provide feedback on data collection sheet 2C (shown in Appendix D), indicating how useful they felt the cards would be to them during treatment at the next echelon. After this session, the group was asked three questions regarding the Field Medical Cards: 1) How important is it for the next echelon of treatment to receive a properly filled out card?

- 2) How important is a properly filled out card for documentation purposes?
- 3) How likely is it that a properly filled out FMC will actually be done and attached to the patient during actual combat?

There was very little difference in the way the two cards were viewed by the IDC's, according to the questionnaire results. None of the collective responses produced statistically significant differences. Their comments following the session, however, were very interesting. The raters seem to feel that both forms were of moderate importance as documents for historical purposes. There was a high degree of agreement that the next treatment echelon would benefit from having either form properly filled out but the likelihood of this occurring was rated extremely low for both cards. Only three out of 40 rated the chances of either card being filled out and attached as being better than even. Fourteen out of 40 gave this the lowest possible chance of occurring, with most indicating only a low probability of completion. Surprisingly, those corpsmen rating the new card supplied the lowest ratings for all three questions indicating that the new card would be less preferred and would be less likely to be filled out under battle conditions than the old style card.

Interviews and Observations

An informal discussion was held with eight Field Medical Service School instructors to review and comment on the proposed new Field Medical Card. The following are some of the observations that were made during that meeting:

- o The vertical orientation of the card was preferred over the horizontal orientation of the older card. However, it was noted that there is a tendency to raise one's head when filling out such a card. Such a reaction might result in greater vulnerability to hostile activity.
- o It was observed that if the cards were inverted in the booklet, the identification would be at the top and filled out first. Also, the booklet cover, when lifted, would provide protection from the elements as the card was being filled out.

- o It was noted that the new card, printed on white paper (as opposed to the old card being on brown paper) would be more visible to the enemy at night, possibly giving away troop locations.
- o Section 9 (IV's) tends to be overlooked or bypassed because of its location on the new card. Many thought that IV's should be the eighth box and 2-PAM chloride should be section 9.
- o Many felt that the English titles for each section should be in bold lettering and the French titles should be much smaller.
- o After pulling many cards from the booklets, the instructors noted that the stubs can easily be torn out of the booklet along with the card, thus being potentially lost or left with the original.
- o All in attendance seemed to prefer the new card to the old one, but agreed that during actual combat, the new card (as was the case with the old card) will most likely not be filled out. The instructors, many of whom served in combat, insisted that the corpsmen will be stressed, distracted, and very busy performing treatment. The last thing on their mind will be injury and treatment documentation.

While the FMSS combat training scenarios were taking place, the members of the research team were allowed to observe and take notes in very close proximity to the action. The following is a list of some of their more salient observations:

- o During the pre-maneuver training period, which was designed to make sure that the students knew how to fill out the Field Medical Cards, it was noted that some trainees never did finish the card or complete it properly even though trained instructors and testing personnel were nearby and available to answer questions.

- o It was noted that in all three battle scenarios, form completion time was lengthy (10 to 15 minutes) for both the old and new cards, and that there was a considerable amount of missing data. Most of the cards had to be completed while the platoon was on the move.
- o Gloves, bulky suits, carrying the booklets and the loss of writing instruments were all obvious problems during these maneuvers.
- o Time required to fill out the form was a major concern for the instructors who candidly stated that documentation just would not get done in situations such as those. They showed a great deal of impatience since they were posing simulated time pressure on the students to get the job done and move on, while at the same time telling them to take the time to document what was done.
- o In order for everyone to participate, it was necessary for our testing team to supply writing implements (ballpoint pens) to many of the students. This was necessary because trainees had lost their pens or had not brought them to the maneuvers.
- o Many trainees voluntarily expressed a preference for the new card over the old one, but this was not a universal feeling. Informal estimates ranged from 2:1 up to 4:1 in favor of the new form.
- o Maneuver supervisors were quick to point out that documentation (filling out a FMC) was low in the priority list of skills being taught to the students. The philosophy presented was that paperwork can be finished during a break in the action or in a more protected area. It seemed to be generally accepted that there would be many circumstances under which a Field Medical Card (old or new) would not be filled out or attached to the patient.
- o During the maneuvers, many of the trainees appeared to experience frustration while documenting their patient encounters apparently because they could see little or no benefit from documentation. Comments like, "You can see what's wrong with the patient and what I have done for treatment" were common.

- o Although documentation was mandatory, several patients were observed to have no card at various points throughout the training area.
- o Many of the administrative stubs for the new card were inadvertently pulled out of the booklets with the original and subsequently lost or kept with the original.
- o Carbon copies and stubs were not uniformly processed, stored, or reviewed during the entire exercise. In general, they were totally disregarded. At least one booklet with several copies was found in the mud by our research team. It had been either discarded or lost by the corpsman using it.
- o Often the protective insert for the old card was not removed before documentation began. The carbon paper then copied to the insert as opposed to the carbon copy.
- o At the second echelon of treatment (the Medical Company), it was noted that the DD form 1380's were used for patient ID (admission) and triage purposes, but beyond that, cards were not always reviewed. Discussions with supervisors at echelon II indicated that training requires a complete head-to-toe patient check which could uncover additional or complicating injuries. Treatment provided at lower echelons is generally obvious. For these reasons, a review of the card is often deemed redundant or useful only as a means to double-check assessments made in the admitting and sorting area. It was felt by some that using the FMC card for assessment could possibly be injurious to the patient by delaying treatment and possibly overlooking other complicating factors.

Conclusions

Interviews conducted with students and training personnel indicate that the new form is well-liked and is seen as an improvement over the old form. When put to a more objective test, however, the desirability of the new test form fades. Although the new card has many positive features, several new flaws have been introduced, while many of the long-standing problems still persist.

IMPROVEMENTS:

- o The new card can be filled out faster and can be read and understood more quickly than the older version. This may be related to the human figure graphic.
- o The vertical orientation of the new card seems to be preferred over the horizontal design of the older card.
- o The new card material is far more durable than the older card stock.
- o Space for entering injury and treatment information is perceived as being better on the new form.
- o The new card is better at documenting the use or non-use of a tourniquet.
- o The appearance of the new card is generally preferred over the older card.

DISADVANTAGES:

- o Evidence suggests that time and date are less likely to be recorded on the new form.
- o It was more difficult to retrieve complete injury and treatment data from the new card.

- o The new card generally has low response rates for patient condition and treatment action.
- o Printing the new card on white paper may cause problems during night operations and by giving away troop locations.
- o If water-soaked, the new card cannot be written on with a ballpoint pen.
- o The new card has abbreviations and acronyms which are not familiar or understood by corpsmen in training.
- o The administrative stub associated with the new card has reduced clarity compared to the old card's carbon copy.
- o The administrative copy for the new card is easily lost or torn off with the original.

LACK OF IMPROVEMENT:

- o The new card still takes longer to fill out than it does to provide initial treatment to the patient.
- o A pen or other writing instrument is still required. If lost in battle, the absence of a pen or pencil would probably result in the card not being filled out.
- o Legibility of the new card following exposure to typical battlefield conditions is not improved over the old card.
- o The likelihood of the new card being filled out properly and attached to the patient during combat is still rated as highly unlikely.
- o After in-depth training and close supervision, trainees still left important data fields blank or partially completed when filling out the new card in a simulated combat environment.

- o Trying to use the administrative stub of the new FMC for patient accountability continues to be unrealistic.

Relating these findings to the originally agreed upon criteria, it was found that none of the general areas could be totally accepted as an improvement over the current FMC version.

DURABILITY:

It was found that even though the new material was extremely rugged and tear-resistant, there was no significant improvement in legibility over the old card when both cards were cleaned of foreign substances. In addition, the new card failed when used under simulated adverse weather conditions.

SUFFICIENCY:

Although appropriate spaces were provided on the new card to obtain patient identification along with injury and treatment data, it was found that the new card was less effective for obtaining that information. The new administrative stub was also less effective than the current form for documenting information. Also, there were additional problems with poor legibility and potential loss of the administrative stub from the new form booklet.

EASE OF USE:

The new card was rated as easier to use because the checklists and graphic displays were easier to mark and the vertical orientation was more appropriate. However, many items on the card such as time and date were overlooked or left blank. In general, response rates for the new card were extremely low and some type of writing instrument is still required.

SIMPLICITY:

The time required to fill out the form under ideal conditions has apparently been reduced, but the time required to fill out the card under

simulated battle conditions was still unacceptable. The new card can be read more quickly but some of the abbreviations and acronyms on the new card have created interpretation problems. Even with extensive training and close supervision, many trainees could not fill out the cards correctly. In addition, the problems relating to filling out the card while attired in Arctic and MOPP suits still exist.

ADDITIONAL CONSIDERATIONS:

The color of the paper on which the new card is printed can be viewed as both a detriment and an improvement. While it's true that a white card would show up at night, possibly giving away troop locations, it also provides better contrast, which may result in improved data collection at night. Receiving a properly filled out card for each patient appears just as unlikely with the new card as with the older version. This may not be related to the design of the card but to the manual fashion in which data are currently collected in a battlefield environment. Finally, the use of the administrative copy for patient accountability appears to be untenable unless the following criteria are met; a card with a copy is made out for all patients, the patient is properly identified on the card, the copy is readable, the stub is not accidentally torn out with the original, the entire booklet of copies is not lost in combat, and finally, booklets with copies still intact are collected and held for review by someone. As noted in this report, even during controlled training exercises there occurred many instances in which each of these assumptions was violated. Should all of the above conditions be met, supplying the manpower required to read, organize, and create lists of injured personnel and then transmitting and utilizing the lists would pose a major problem.

Based upon the results presented, the new test card is not an improvement over the old card. Moreover, it would appear that the new card may be no more likely to be filled out than the old card. The trainees, after in-depth training and under close supervision, still left some patients without documentation because of simulated time and battlefield pressures.

Instructors at the FMSS, along with IDCs undergoing training at Balboa Hospital, expressed concern about the likelihood of corpsmen in combat having enough time to complete the new card.

It appears that continued work is required to create a Field Medical Card that is a clear improvement over the current DD form 1380. Some positive elements of the new test card have been identified and present a nucleus for further revisions. Some of the negative elements of the new test card can be easily overcome or avoided. Clearly, these results show that when a new version of the Field Medical Card is developed, it must be evaluated again in the field to determine whether it is, in fact, an improvement over the current card.

References

1. E.K.E. Gunderson, M.W. Congleton, D.M. Ramsey-Klee, Proceedings of the Conference on Fleet Marine Force Combat Casualty Information System, Naval Health Research Center, Report No. 84-15, San Diego, CA 1984.
2. Congleton, M.W., The Fleet Marine Force Combat Casualty medical Information System: An Overview. Naval Health Research Center, Report No. 84-41, San Diego, CA 1984.
3. C.W. Bollinger, W.M. Pugh, Automation of Marine Corps Casualty Medical Data Management, Naval Health Research Center, Report No. 83-35, San Diego, CA 1983.
4. M.W. Congleton, W.W. Wilcox, W.M. Pugh, A. Bartok, Information Flows at the Forward Echelons of Casualty Care, Naval Health Research Center, Report No. 86-23, San Diego, CA 1986.
5. W. W. Wilcox, W.M. Pugh, The Combat Casualty Care Medical Information System (CCC/MIS) Prototype, Naval Health Research Center, Report No. 86-32, San Diego, CA 1986.

APPENDIX A

QUAD-SERVICE WORK GROUP AGREED UPON FIELD TESTING CRITERIA

DURABILITY

<u>ISSUE</u>	<u>CRITERIA</u>
Can the FMC withstand physical impacts in a field environment?	The FMC must withstand physical impacts in a field environment of: <ul style="list-style-type: none">a. Rough handlingb. Contact with groundc. Vehiclesd. Equipmente. Obstacles
Can the FMC be cleaned of foreign materials such as blood and betadyne solution and still be legible?	<p>The FMC must be capable of being used in adverse weather such as rain, snow, smoke, cold, hot (AR 70-38).</p> <p>The FMC must be able to be wiped clen of foreign materials, such as blood and betadyne solution and still be legible.</p>

EASE OF USE

Will information on the FMC remain legible regardless of writing instruments?	Regardless of writing instruments use, the FMC must remain legible.
Is there sufficient space on the FMC to document treatment rendered to the patient?	There must be sufficient space on the FMC to document Level I and Level II patient treatment rendered.

SUFFICIENCY

ISSUE

Are the data spaces on the FMC appropriate to document patient identity, type of injury, and treatment received?

Is the information on the detachable administrative data slip legible without the aid of carbon paper?

Will the wire for securing the FMC to the patient, cause any injury when attached to the patient?

CRITERIA

Space must be provided on the FMC to document patient identity, type of injury, and treatment received.

Information retained on the detachable administrative data slip must be legible.

The wire for securing the FMC to the patient must not cause injury to the patient.

SIMPLICITY

Can the Medic or Combat Lifesaver understand the FMC and fill it out?

Is the lettering on the FMC large enough for the Medic or Combat Lifesaver to read in different light conditions?

The FMC will be written at a 6th grade plus or minus 1 year reading level.

Lettering on the FMC must be large enough to enable the Medic or Combat Lifesaver to read in reduced light or adverse weather conditions.

The FMC must be able to be filled out while in MOFF IV or Arctic attire.

APPENDIX B

RESULTS AND CONCLUSIONS OF FIELD MEDICAL CARDS EVALUATIONS

A new Field Medical Card has been developed for use in the battle field. The data card is attached to an injured person in a combat environment and then remains attached until the casualty reaches a Medical Treatment Facility. Eventually the card is detached and filed. After detachment the card may be occasionally handled by personnel needing access to its information and by filing personnel.

During the month of September of 1989, the Casualty Care Research Department, Naval Medical Research Institute conducted comparison tests on the old and new Field Medical Cards. As part of the evaluations, we examined the changes in the legibility of the writing and the stability of the cards over a three day period. This study was conducted with repeated exposures for various lengths of time with one of the following: blood, betadine, mud, alcohol, oil, soapy water, saline.

In addition to evaluating the physical durability of the cards, the ability of bacteria (*E. coli*.) to adhere to both the old and new cards was examined. Bacteria are known to be "sticky" and are present throughout the environment even under normal conditions. Also, casualties will likely become infected in the field. Cards will certainly come into contact with bacteria while attached to the injured person, whether from the patient or the surroundings. The concern is that potential microbial contamination could be transmitted to those who handle the cards away from the combat arena. It is therefore desirable to have cards that resist bacterial adhesion. Therefore, a bacterial adherence comparison of the new and old Field Medical Cards was conducted.

Durability testing with respect to exposure and abrasion

The Field Medical Card (FMC) will seldomly be used in a mint condition in the field; therefore, both the new and old booklets were subjected to humidity at 37°C incubator for 16 hours before use.

Sheets from both booklets were completed individually with a skilcraft bonded No. 2 medium pencil. After exposure to the various agents, each sheet was carefully inspected for smearing, smudging, and fading of the printed matter.

EXPOSURE TO NACL

DAY 1 - The cards were exposed to 0.9% saline solution for 1 minute. After 10 minutes of drying time the cards were still wet. Each of the cards was tested for resistance to tears. The old card tore easily and the new card was very difficult to tear even after many attempts. Both cards were then checked for legibility and effects of wear on altering legibility. Very little, if any, obliteration occurred on either card without rubbing.

DAY 2 - Cards were given their second exposure to saline and retested for legibility and strength. Again, the old card was very easily torn and the new card could not be torn. Legibility and smudging levels remained the same. Both cards were exposed again for 1 minute. This second exposure did not alter the results on either card; i.e., the new card performed better in durability. Both cards were then left to soak for 6 hours in saline solution. After 6 hours of soaking, both cards were retested for clarity and strength. The old card became totally obscured, unreadable, and very easy to tear. The new card was slightly obscured and smudged only after rubbing and remained difficult to tear.

DAY 3 - Both cards were left to dry until the third day and then retested. Virtually the same results as the previous day was obtained.

Conclusions: Both cards were exposed to an element that would normally be found in the field battle. However, the old Field Medical Card was clearly inferior in all aspects of this experiment.

EXPOSURE TO OIL

DAY 1 - Both cards were exposed to dirty motor oil for 1 minute. After 10 minutes, both cards were tested for resistance to tears. The old card was easily torn while the new card resisted tearing. Immediately proceeding exposure, both cards exhibited very little change in legibility. After rubbing both specimens for 3 to 5 seconds, no effacing occurred. Both cards remained legible. Unlike the other saline experiments where the old card seemed to debride from the friction, there was no clear contrast between the two cards. The oily surface of the two prevented any surface removal of either card.

DAY 2 - On the second day following exposure, both cards were retested and examined for legibility and strength. Again, the old card was very easily torn and the new card remained resistant to tearing. Legibility remained unchanged. As both cards were still covered with oil, it was not necessary to re-expose. The concluding results of the second day's experiment were a reflection of the first day, little or no change.

DAY 3 - Both cards were left until the third day after initial exposure. Both cards were again tested with virtually the same results as the previous day.

Conclusion: Both cards were exposed to an element that would normally be found in the field of battle. The old card was clearly inferior in strength and both cards remained unchanged in legibility.

EXPOSURE TO SOAPY WATER

DAY 1 - Both cards were exposed to a soapy water for 1 minute. After 10 minutes, both cards were tested for resistance to tears. The old card was easily torn and the new card difficult to tear. Immediately proceeding exposure, both cards were checked for smudges and legibility. Very little, if any, obliteration occurred. However, after rubbing both specimens on both sides for 3 to 5 seconds some effacing did result. Both cards remained legible. The most physical and substantial contrast occurred when the old card seemed to debride as it was

rubbed. The new card exhibited some smudging when rubbed both the surface remained intact.

DAY 2 - On the second day following exposure, both cards were retested and examined for legibility and strength. Again, the old card was easily torn and the new card resistant. Legibility and smudging levels remained the same. Both cards were exposed again to the soapy water with no change in the results. After this test was completed, both cards were left to soak for 6 hours in saline solution. After 6 hours of soaking, both cards were retested for clarity and strength. The old card had become totally obscured and unreadable, and very easy to tear. The new card was only slightly obscured and smudged after rubbing and very difficult to tear.

DAY 3 - Both cards were left to dry until the third day after initial exposure. Both cards were again tested with virtually the same results as the previous day.

Conclusion: Both cards were exposed to an element that would normally be found in the field of battle. However, the old Field Medical Card was clearly inferior in all aspects of this experiment.

ALCOHOL

Wetting a sheet from the new booklet with 70% alcohol did not produce an obvious physical effect on the new cards. The treated sheet from the old booklet was translucent while wet and returned to normal on drying. The printed and handwritten matters on both the old and the new cards appeared faded after abrasion was applied to the cards while still wet. After the new card had dried, rubbing failed to produce an effect. On the other hand, the printed matters on the old sheet were preserved while the handwritten matters faded upon abrasion.

MUD

The new sheet showed some fading of both printed and handwritten matters under abrasion while the old sheet exhibited fading of only the handwritten matters after abrasion. The new sheet stayed ridge and unstained while the old sheet retained stains and became limp and could be easily torn.

MOUSE BLOOD

Except a little staining, this foreign material has little or no immediate effect on both sheets.

POVIDONE IODINE

Although both sheets were stained but matters were still legible.

Bacterial Adhesion

Procedure: Cards were cut into 15 mm diameter circles. Eight circles were cut, four of the cards and four of the new. The circles were placed in circular containers filled with a solution containing radioactively labeled bacteria. E. coli (strain 2699, originally a urinary tract isolate was used.)

Card circles were incubated for 45 minutes at 37 degrees C in 1 ml of the radioactive bacteria solution. The solution contained 262,925 cpm/ml (counts per min. per ml) and 14,700,000,000 cfu/ml (bacterial colony forming units per ml). After incubation cards were removed and washed three times. Washing consisted of immersion in 1 ml buffer with 10 seconds agitation and another 0.5 Minutes of immersion. Cards were then removed from the was buffer and let to dry. The cards were put in a vial with 10 mls of soluscent-o and counted with a beta counter.

Results:

raw data

old 4501 cpm	new 1341
card 2689	card 1544
3786	1454
3559	1473

	<u>mean</u>	<u>std. dev.</u>
old cards	3634 cpm	747
new cards	1453 cpm	84

262,925 cpm/ml (radioactivity applied).
14,700,000,000 CfU/ml (bacteria applied).

Total Adherent Bacteria x 1,000,000

old card	203.18	41.76
new card	81.24	4.70

Conclusion: In spite of the washings, both new and old cards retained some bacteria, but the new cards retained 60% less bacteria than the old cards. The new cards are a definite improvement do not totally prevent bacterial adherence. Possible exposure of handlers of either data card could occur.

Comments and Recommendations:

1. An interview was conducted with staff familiar with these cards and the settings in which they are used. The conclusion was that in the combat arena corpsmen have difficulty in keeping track of writing instruments needed to fill out the cards and usually use a human writing pencil to tag patients. Pointed objects like ammunition or sticks are more readily available and could be used to fill out the forms if some type of carbonless paper could be incorporated as part of the package.
2. These cards could be easily evaluated in a field medical school as part of a training exercise. Such training sessions occur frequently and are conducted under simulated combat conditions.

SUMMARY CHART
FIELD MEDICAL CARD

EXPOSURE CONDITIONS	LEGIBILITY		DURABILITY	
	NEW	OLD	NEW	OLD
SALINE	CLEAR	DEBRIDED	NOT TORN	TORE EASILY
OIL	CLEAR	CLEAR	NOT TORN	TORE EASILY
SOAPY WATER	SMUDGED	DEBRIDED	NOT TORN	TORE EASILY
ALCOHOL	INK FADED	CLEAR	NOT TORN	TORE EASILY
MUD	INK REMOVED	STAINED BUT CLEAR	NOT TORN	TORE EASILY
MOUSE BLOOD	CLEAR	CLEAR	NOT TORN	TORE EASILY
POVIDONE IODINE	CLEAR	CLEAR	NOT TORN	TORE EASILY

Cards were treated and tested while wet. Legibility and durability are cumulative responses of treatment and abrasion followed by stress.

OTHER TEST	RESULT
BACTERIAL ADHESION	New card binds fewer bacteria.

APPENDIX C
DATA COLLECTION SHEET 2a
FUNCTIONAL USE : PHASE I (MEDICS)

INSTRUCTIONS: After completing Item Numbers 1 through 29 of the FMC, please complete the following questionnaire.

MEDIC: _____

DATE: _____ **CARD ID #:** _____

FIELD ATTIRE (Circle one): MOPP Level IV Field Gear

AMBIENT CONDITION (Circle one): Daylight Reduced Visibility

WRITING IMPLEMENT (Circle one): Ballpoint Pen No. 2 Pencil

No. 3 Pencil Other (Specify) _____

1. Is there enough space provided on the FMC for patient identity? Yes _____
 No _____. If no, place an "X" in the blocks which require more space.

1. NAME (Last-First-Middle initial) / NOM, PRENOMS		2. SERVICE NUMBER / NUMERO MILITAIRES	3. GRADE / GRADE	4. NATION / NATION (e.g. Brn: United)
5. FORCE / ARMEE	6. BRANCH AND TRADE / ARME (e.g. Infantry)	7. UNIT / UNITE		8. SERVICE / Vn / DUREE DES SERVICES (e.g. 9/11)
9. AGE / AGE	10. RACE / RACE	11. RELIGION / RELIGION	12. FACILITY WHERE TAGGED / LIEU D'ETABLISSEMENT DE LA FICHE	13. DATE AND HOUR TAGGED / DATE ET HEURE D'ETABLISSEMENT DE LA FICHE

DD FORM 1300, 1 JUN 68

U. S. FIELD MEDICAL CARD/FICHE MEDICALE DE L'AVANT ETATS-UNIS

2. Is there enough space provided on the FMC for type of injury/illness? Yes _____
 No _____. If no, place an "X" in the blocks which require more space.

14. DIAGNOSIS (Including cause) / DIAGNOSTIC (Cause comprise)	NATURE OF CASUALTY OR ILLNESS NATURE DE LA BLESSURE OU MALADIE		15. DATE AND HOUR OF BLESSURE DATE ET HEURE DE LA BLESSURE
	DISABILITY / INCAPACITE		
	ENEMY ACTION / ACTION DE L'ENNEMI		
	16. INJURY / BLESSURE <input type="checkbox"/> YES / OUI <input type="checkbox"/> NO / NON		
15. LINE OF DUTY / LIGNE D'ACTION AVEC LE SERVICE	17. SICK / MALADIE <input type="checkbox"/> YES / OUI <input type="checkbox"/> NO / NON		18. WHAT WAS HE DOING WHEN INJURED / QUE FAISAIT-IL LORSQU'IL FUT BLESSE

3. a. Does the FMC provide appropriate descriptive choices for the injury/illness conditions? Yes _____. No _____. If no, complete b and c.

b. Identify other classes of injuries/illnesses which should be included on the FMC:

c. Identify classes of injuries/illnesses which should be deleted from the FMC:

4. Is there enough space provided on the FMC for treatment received? Yes _____. No _____. If no, place an "X" in the blocks which require more space.

10. TREATMENT GIVEN. For any condition specify which drug and dose, if applicable. TRAITEMENT EFFECTUE. Indique les médicaments et les doses, s'il y a lieu. In dose, l'heure et la date.		TREATMENT RECEIVED EFFECTUE 11. MORPHINE. 100. MORPHINE. 100.0 12. MORPHINE. 100. MORPHINE. 100.0 13. MORPHINE. 100. MORPHINE. 100.0 14. TETANUS TOXOID. VACCIN ANTITETANIQUE 15. TETANUS TOXOID. VACCIN ANTITETANIQUE	DOSE 100.0 100.0 100.0 100.0 100.0	HOUR AND DATE 100.0 100.0 100.0 100.0 100.0
11. TOURNIQUET (Yes or No. Time to don removed). MISE EN PLACE D'UN GARROT. Oui ou Non. Temps de dépose.				
12. DISPOSITION-DISPOSAL / DESTINATION DONNEE AU SANG		13. HOUR AND DATE 100.0		
		14. MED. OFF. CEN. Signature et Graphe du Medecin		

5. Were there any abbreviations/acronyms used on the FMC which you did not understand?

No ____.

Yes _____. (If yes, please circle the abbreviations/acronyms.)

1. NAME (Last-First-Middle initial) / NOM, PRENOMS		2. SERVICE NUMBER / NUMERO MATRICULE		3. GRADE / GRADE	4. NATION / NATION (e.g. Mon. Unit)
5. FORCE / ARME	6. BRANCH AND TRADE / ARME (e.g. Infantry)		7. UNIT / UNITE		8. SERVICE (Via) / DUREE DES SERVICES (e.g. 1 yr/1)
9. AGE / AGE	10. RACE / RACE	11. RELIGION / RELIGION	12. FACILITY WHERE TAGGED / LIEU D'ETABLISSEMENT DE LA VIE		13. DATE AND HOUR TAGGED / DATE ET HEURE D'ETABLISSEMENT DE LA VIE
14. DISEASE (Including cause) / DIAGNOSTIC (Cause comprise)			15. NATURE OF CASUALTY OR ILLNESS / NATURE DE LA BLESSURE OU MALADIE		16. DATE & HOUR OF CASUALTY / DATE & HEURE DE LA BLESSURE
17. LINE OF DUTY / EN RELATION AVEC LE SERVICE			DISABILITY / INCAPACITE		18. INJURY / BLESSURE
			ENEMY ACTION / ACTION DE L'ENNEMI		<input type="checkbox"/> YES / OUI <input type="checkbox"/> NO / NON
			19. SICK / MALADE		<input type="checkbox"/> YES / OUI <input type="checkbox"/> NO / NON
20. TREATMENT GIVEN (For antitetanus only) (What and how done) (Quoi et comment fait) (In date, 1 hour or 10 days) / TRAITEMENT EFFECTUE (Seul antitetanique ont été donnés, précisez leur nature, la date, 1 heure ou 10 jours)			21. WHAT WAS HE DOING WHEN INJURED / QUE FAISAIT-IL LORSQU'IL FUT BLESSE		
22. Tourniquet (Yes or No. How & date applied) / MIS EN PLACE D'UN GARROT (Oui ou Non, heure et date)			TREATMENT / TRAITEMENT EFFECTUE		23. DOSE / DOSE
			24. MORPHINE - 1st / MORPHINE - 1ère		
			25. MORPHINE - 2nd / MORPHINE - 2ème		
			26. MORPHINE - 3rd / MORPHINE - 3ème		
27. DISPOSITION-DISPOSAL / DESTINATION DONNEE AU BLESSE			28. TETANUS TOXOID / VACCIN ANTITETANIQUE		
			29. AT SERUM SERUM ANTITETANIQUE		
28. HOUR AND DATE / HEURE ET DATE			29. MEDICAL OFFICER Signature & Grade / SIGNATURE ET GRADE DU MEDECIN		

DD FORM 1300, 1 JUN 60

U. S. FIELD MEDICAL CARD / FICHE MEDICALE DE L'AVANT ETATS-UNIS

6. Did you understand what information was required for Items 1 through 29?

Yes ____.

No _____. (If no, indicate the item number(s).)

7. Did you have to make corrections on an item because you misinterpreted what information was required?

No ____.

Yes _____. (If yes, indicate the item number and what information you originally thought should be included.)

8. In your opinion, are items presented in the most useful order?

Yes ____.

No _____. (If no, please indicate the preferred order in the circles provided on the FMC below.)

1. NAME (Last-First-Middle initial) / NOM, PRENOMS		2. SERVICE NUMBER / NUMERO		3. GRADE / GRADE		4. NATION / NATION: & Date (Unit)	
5. FORCE / ARMEE		6. BRANCH AND TRADE / ARME (e.g. Infantry)		7. UNIT / UNITE		8. SERVICE (Voy. / DUREE DES SERVICES (e.g. 1, 2, 3, ...))	
9. AGE / AGE		10. RACE / RACE		11. REL. GION / RELIGION		12. FACILITY WHERE TAGGED / LIEU D'ETABLISSEMENT	
13. DATE AND HOUR TAGGED / DATE ET HEURE D'ETABLISSEMENT		14. DIAGNOSIS (including wound) / DIAGNOSTIC (y compris blessure)		15. DATE AND HOUR TAGGED / DATE ET HEURE D'ETABLISSEMENT		16. DATE AND HOUR TAGGED / DATE ET HEURE D'ETABLISSEMENT	
17. LINE OF DUTY / EN REGULATION AVEC LE SERVICE		18. TREATMENT GIVEN / TRAITEMENT DONNE (For this section, give date, time, and date of treatment; if none, please state date)		19. TREATMENT / TRAITEMENT (For this section, give date, time, and date of treatment; if none, please state date)		20. TREATMENT / TRAITEMENT (For this section, give date, time, and date of treatment; if none, please state date)	
21. TOURNIQUET (Pain No. / Pains & date coded) / A BEEN PLACED UNDER TREATMENT / A ETE PLACÉ SOUS TRAITEMENT		22. MORPHINE-1st / MORPHINE-1re		23. MORPHINE-2nd / MORPHINE-2e		24. MORPHINE-3rd / MORPHINE-3e	
25. DISPOSITION / DISPOSITION (Best / Bien / Bon / Bonne)		26. HOUR AND DATE / HEURE ET DATE		27. MEDICAL OFFICER / MEDICAL OFFICER		28. SIGNATURE ET GRADE DU MEDECIN	

DD FORM 1382 1 JUN 62

U. S. FIELD MEDICAL CARD / FICHE MEDICALE DE L'AVANT ETATS-UNIS

9. a. Did you have any difficulty preparing the FMC with the writing instrument provided?

No ____.

Yes _____. (If yes, please explain.)

b. In your opinion, can the FMC be read after being prepared using the writing instrument provided?

Yes ____.

No _____. (If no, please describe problem.)

c. In your opinion, is the information you wrote on the original clearly readable on the carbon copy.

Yes ____.

No _____. If no, was the problem due to (*Check appropriate description*):

Faint lettering (*Needed to press hard*) _____

Misalignment (*Blocks checked/completed
were not transferred to correct block
on the stub*) _____

Other (*Specify below*): _____

10. In your opinion, will the information provided on the carbon copy (administrative data slip) allow for patient accountability?

Yes _____.

No _____. (If no, please explain what additional information is required.)

11. IF YOU FILLED OUT ANY PART OF THE FMC UNDER REDUCED LIGHTING CONDITIONS, did you have any difficulty?

No _____.

Yes _____. If yes, was it due to (*Check appropriate description*):

Size of lettering _____

Style of lettering _____

Other (*Specify below*): _____

12. IF YOU FILLED OUT ANY PART OF THE FMC WHILE AT MOPP LEVEL IV, did you have any difficulty with the form?

No ____.

Yes _____. If yes, was the problem due to (*Check appropriate description*):

Size of blocks inadequate to complete: _____

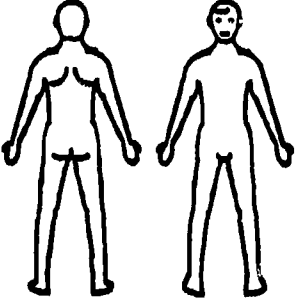
Problems using the writing instrument
with the MOPP gloves _____

Problems reading the lettering through
the protective mask _____

Other (*Specify below*): _____

13. Please provide any general comments/observations on the FMC below.

2. Is the space provided on the FMC for type of injury/illness adequate? Yes ____
 No _____. If no, mark the areas below which require more space and explain why
 below.

1. DATE / TIME / LOCATION / DATE / HEURE DE LA BLESSURE	
2. INJURY / BLESSURE 	WOUND / BLESSURE
	PUNCTURE / PERFORATION
	FRACURE / FRACTURE
	SCALD / ECHELURE
	ASPHYXIATION / ASPHYXIATION
	HEAD / CERVEAU INJURY / BLESSURE AU CERVEAU / AU CERVEAU
	CONCUSSION / ECHIMOSE / ECHIMOSE
	STROKE / STROKE
	HEM / HEM
	TOOTH / DENTURE / DENTURE

3. a. Does the FMC provide appropriate descriptive choices for the injury/illness conditions? Yes _____. No _____. If no, complete b and c.

b. Identify other classes of injuries/illnesses which should be included on the FMC:

c. Identify classes of injuries/illnesses which should be deleted from the FMC:

4. In your opinion, is the space provided on the FMC for treatment received at Echelon I adequate? Yes ____ No _____. If no, mark the areas below which require more space and explain why below.

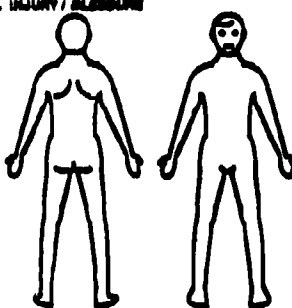
3. YOURSQUET / YOURSQUET		DATE / DATE		TIME / HEURE	
YES / OUI		NO / NON			
4. PULSE / PULS		(1)	TIME / HEURE		(2)
5. LEVEL OF CONSCIOUSNESS / NIVEAU DE CONSCIENCE		TIME / HEURE			
ALERT / ALERTE		UNRESPONSIVE / INCONSCIENT			
CONSCIOUS / CONSCIENT		PARTIAL RESPONSE / REPOSE A LA DOULEUR			
VERBAL RESPONSE / REPOSE VERBALE		UNRESPONSIVE / INCONSCIENT			
6. MORPHINE / MORPHINE		DOSE / DOSE		TIME / HEURE	
7. ATROPINE INJECTIONS / INJECTIONS D'ATROPINE		DATE / DATE			
THE CASE / LE CAS		(1)	(2)	(3)	(4)
8. EXAM RESULTS		9. IV / IV		(TIME / HEURE)	
10. COMMENTS / OBSERVATIONS / TREATMENT / CURRENT MEDICATION / ALLERGIES COMMENTAIRES / OBSERVATIONS / TRAITEMENT / PRESENTS MEDICATION / ALLERGIES					
11. PRESENT / UNIT / CURRENT MEDICATION / UNIT					
12. DEPORTION / DEPORTION		RETURNED TO DUTY / RETOUR A L'UNITÉ			
DATE / DATE		EVACUATED / EVACUE			
TIME / HEURE		EXPIRED / DECEDÉ			

5. The new medical card should be able to be completed using either pencil or ballpoint pen. In reviewing the FMC and the detachable administrative data slips prepared in the field, did you have any difficulty reading the information supplied? **DO NOT CONSIDER INDIVIDUAL HANDWRITING.**

FMC:

No ____.

Yes _____. (If yes, circle the appropriate area below where problems were encountered, include the ID number on the FMC, and describe the problem(s).)

1. DATE / TIME INJURED / DATE / HEURE DE LA BLESSURE			
2. INJURY / BLESSURE		WOUNDS / BLESSURES FRACTURE / FRACTURE FRACTURE / FRACTURE Laceration / Laceration Amputation / Amputation Head / Neck Injury / Blessure au cou / au dos Concussion / Contusion Cerebrale Strokes / Strokes Hbs / Hbs OTHER INJURY / AUTRE BLESSURE	
			
3. TENDON / TENDON		DATE / DATE	
YES / OUI		NO / NON	
4. PULSE / PULS	(1)	TIME / HEURE	(2)
5. LEVEL OF CONSCIOUSNESS / NIVEAU DE CONSCIENCE		TIME / HEURE	
ALERT / ALERT		UNRESPONSIVE / INCONSCIENT	
GROUNDED / GROUND		PAIN RESPONSE / REPOSE A LA DOL	
VITAL RESPONSE / REPOSE VITAL		UNRESPONSIVE / INCONSCIENT	
6. MOPHANE / MOPHANE	DOSE / DOSE	TIME / HEURE	DATE / DATE
7. ATROPINE INJECTIONS / INJECTIONS D'ATROPINE			
THE GUN / GUN	(1)	(2)	(3)
THE GUN / GUN	(4)	(5)	(6)
8. SPAN INJURY		A. IV / IV	
(1)		(2)	
9. COMMENTS / OBSERVATIONS / TREATMENT / CURRENT MEDICATION / ALLERGIES COMMENTAIRES / OBSERVATIONS / TRAITEMENT / PRESENTE MEDICATION / ALLERGIES			
10. PROVIDER / UNIT / OFFICER MEDICAL / UNITE			
11. DISPOSITION / DISPOSITION		RETURNED TO DUTY / RETOUR A L'UNITE	
DATE / DATE		EVACUATED / EVACUE	
TIME / HEURE		EXPINED / DECED	
12. IDENTIFICATION			
NAME / NOM		MALE / HOMME	
		FEMALE / FEMME	
SSN / NIS		RANK / RANG	
		RELIGION / RELIGION	
FORCE / ELEMENT		SPECIALTY CODE / CPM	
AT / AT / AT / AT / AT		SI / SI	
NATION / PAYS		NIS / NIS	
UNIT / UNITE		ILLNESS / MALADIE	
		PSYCH / PSYCH	

DD Form 1380 TEST, MAY 89

U.S. FIELD MEDICAL CARD
FICHE MEDICALE DE L'AVANT ETATS-UNIS

DETACHABLE ADMINISTRATIVE DATA SLIP:

No ____.

Yes _____. (If yes, circle the appropriate area below where problems were encountered, include the ID number on the FMC, and describe the problem(s).)

18. DISPOSITION / DISPOSITION		RETURNED TO DUTY / RETOUR A L'UNITE	
DATE / DATE		EVACUATED / EVACUE	
TIME / HEURE		EXPIRED / DEPOSE	
19. IDENTIFICATION			
NAME / NOM		MALE / HOMME	
		FEMALE / FEMME	
SON / NME	RANK / RANG	RELIGION / RELIGION	
FORCE / ELEMENT		SI / SO	
SPECIALTY CODE / SPN		NR / NR	
NATION / PAYS		ILLNESS / MALADIE	
		PSYCH / PSYCH	

DD Form 1346 TEST, MAY 68

U.S. FIELD MEDICAL CARD
FICHE MEDICALE DE L'AVANT ETATS-UNIS

6. Is there superfluous data required for Echelon I or Echelon II?

No ____.

Yes _____. (If yes, identify the item number and explain why.)

7. In your opinion, will the wire that is used to attach the FMC to the patient contribute to an injury to the patient or evacuation/treatment personnel?

No ____.

Yes _____. (If yes, please explain why.)

8. In reviewing the FMC, is there any evidence that the medic or combat lifesaver did not understand an abbreviation.

No ____.

Yes _____. (If yes, please identify ID number on the FMC and provide evidence that the abbreviation was not understood.)

9. In your opinion, did the medic or combat lifesaver provide appropriate information in items 1 through 13.

Yes ____.

No _____. (If no, please identify ID number on the FMC and evidence that the medic or combat lifesaver did not respond appropriately.)

No ____.
Yes _____. (If yes, please identify ID number on the FMC and explain damage.)

Yes _____. (If yes, please identify ID number on the FMC and explain

damage.)

This image shows a single sheet of white paper with horizontal ruling lines. The lines are evenly spaced and run across the width of the page. There are no margins, text, or other markings on the paper.

11. After completing the back of the FMC (Items 15 through 20), indicate whether the space provided on the FMC for treatment rendered at Echelon II is adequate. Adequate _____. Inadequate _____. If not adequate, mark the areas below which require more space and explain why.

14. REASSESSMENT / REASSESSMENT			
DATE / DATE		TIME OF ARRIVAL / HEURE D'ARRIVEE	
Time / Heure			Signature / Signature
BP / PB			
PULSE / PULX			
RESP / RESP			
CNS / CN			
IV / IV			
15. TETANUS / TETANUS	DOSE / DOSE	TIME / HEURE	DATE / DATE
16. ANTIHISTOTIC (Specify) / ANTIHISTOTIC (Specify):			
DOSE / DOSE	TIME / HEURE	DATE / DATE	
DATE / TIME / HEURE	17. CLINICAL COMMENTS / DIAGNOSIS / INFORMATION MESSAGE / DIAGNOSTICS		
18. ORDERS / INSTRUCTIVE MESSAGE			
19. PROVIDER / OFFICER MESSAGE			
20. DISPOSITION / DISPOSITION		RETURNED TO DUTY / RETOUR A L'UNITE	
DATE / DATE		EVACUATED / EVACUE	
TIME / HEURE		EXPIRED / DECEDU	
21. RELIGIOUS SERVICES			
BAPTISM / BAPTISME	CONFESSIO / CONFESSIO		
ANONYMOUS / ANONYMOUS	PRAYER / PRIERE		
CHAPELAIN / PRETRE		OTHER / AUTRE	

DD Form 1300 TEST Reverse, MAY 89

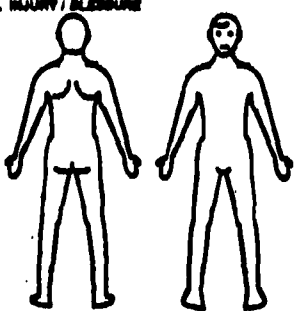
No ____.
Yes _____. (If yes, please identify ID number on the FMC and describe the problem.)

This image shows a single sheet of white paper with horizontal ruling lines. The lines are evenly spaced and run across the width of the page. There is no handwriting or other markings on the paper.

13. Is the sequence order of the data elements acceptable.

Yes ____.

No _____. (If no, please indicate the preferred order on the FMC below and provide reason for change.)

1. DATE / TIME INJURED / DATE / HEURE DE LA BLESSURE		
2. INJURY / BLESSURE		
	WOUND / BLESSURE PUNCTURE / PERFORATION FRACTURE / FRACTURE GUN / BULLET AMPUTATION / AMPUTATION HEAD / BACK INJURY / BLESSURE AU GOU / AU DOS CONCUSSION / COMMOTION CEREBRALE STRESS / STRESS NBS / NBS OTHER / AUTRE	
3. Tourniquet / Tourniquet	YES / OUI	NO / NON
4. PULSE / PULS	(1)	TIME / HEURE (2)
5. LEVEL OF CONSCIOUSNESS / NIVEAU DE CONSCIENCE	ALERT / ALERTE CONSCIOUS / CONSCIENT VERBAL RESPONSE / REPOSE VERBALE PAIN RESPONSE / REPOSE A LA DOULEUR LIMBS SPOON / SANS REPOSE	
6. MORPHINE / MORPHINE	DOSE / DOSE	TIME / HEURE
7. ATROPINE INJECTIONS / INJECTIONS D'ATROPINE	(1) (2) (3) (4) (5)	
8. SCALP WOUNDS / PLAIES DU CRANE	(1) (2) (3) (4) (5)	TIME / HEURE
9. COMMENTS / OBSERVATIONS / TREATMENT / CURRENT MEDICATION / ALLERGIES COMMENTAIRES / OBSERVATIONS / TRAITEMENT / PRESENTE MEDICATION / ALLERGIES		
10. PROVIDER / UNITE / OFFICER MEDICAL / UNITE		
11. DISPOSITION / DISPOSITION	DATE / DATE	TIME / HEURE
12. IDENTIFICATION	NAME / NOM SEX / SEX RANK / RANG RELIGION / RELIGION FORCE / ELEMENT SPECIALTY CODE / GPM NATION / PAYS UNIT / UNITE	
RETURNED TO DUTY / RETOUR A L'UNITE EVACUATED / EVACUE EXPIRED / DECEDÉ SI / SI NBI / NBI ILLNESS / MALADIE PSYCH / PSYCH		

DO Form 1380 TY.ET, MAY 88 U.S. FIELD MEDICAL CARD
FICHE MEDICALE DE L'AVANT ETATS-UNIS

14. REASSESSMENT / REASSESSMENT					
DATE / DATE			TIME OF ARRIVAL / HEURE D'ARRIVEE		
Temp / Temp					Capitulum / Capitulum
BP / PE					
PULSE / PULS					
RESP / RESP					
CHS / SN					
IV / IV					
15. TETANUS / TETANUS	DOSE / DOSE		TIME / HEURE		DATE / DATE
16. ANTIBIOTICS (Specify) / ANTIBIOTIQUES (Spécifier)					
DOSE / DOSE			TIME / HEURE		DATE / DATE
17. CLINICAL COMMENTS / DIAGNOSIS / INFORMATION MEDICALE / DIAGNOSTIQUES					
18. ORDERS / DIRECTIVES MEDICALES					
19. PROVIDER / OFFICER MEDICAL					
20A. DISPOSITION / DISPOSITION			RETURNED TO DUTY / RETOUR A L'UNITE		
DATE / DATE			EVACUATED / EVACUE		
TIME / HEURE			EXPIRED / DECEDÉ		
21. RELIGIOUS SERVICES					
BAPTISM / BAPTÊME		CONFESSION / CONFESION			
ANONING / ONCTION		PRAYER / PRIERE			
CHAPLAIN / PRETRE:				(OTHER / AUTRE)	

DD Form 1350 TEST Reverse, MAY 89

APPENDIX E
DATA COLLECTION SHEET 2d
FUNCTIONAL USE : PHASE III MARKET SQUARE EXERCISE

INSTRUCTIONS: After completing Item Numbers 1 through 13 of the FMC, please complete the following questionnaire.

NAME: _____

MOS: _____ **DATE:** _____

1. Is there enough space provided on the FMC for patient identity? Yes _____
 No _____. If no, place an "X" in the blocks which require more space and explain why under the section which best describes your field conditions.

15. IDENTIFICATION							
NAME / NOM		MALE / HOMME					
		FEMALE / FEMME					
SSN / NAB	RANK / RANG	RELIGION / RELIGION					
FORCE / ELEMENT		SPECIALTY CODE / GPM					
<table border="1"> <tr> <td>AT</td> <td>AF</td> <td>NT</td> <td>OT</td> </tr> </table>		AT	AF	NT	OT		
AT	AF	NT	OT				
NATION / PAYS		UNIT / UNITE					
		SI / SO					
		NBI / BNO					
		ILLNESS / MALADIE					
		PSYCH / PSYCH					

DD Form 1360 TEST, MAY 88

U.S. FIELD MEDICAL CARD
 FICHE MEDICALE DE L'AVANT ETATS-UNIS

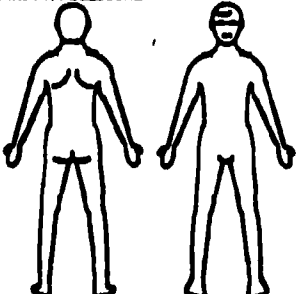
Field Gear: _____

MOPP Level (Circle One) I II III IV: _____

Field Gear, Reduced Visibility: _____

MOPP Level (Circle One) I II III IV, Reduced Visibility: _____

2. Is there enough space provided on the FMC for type of injury/illness? Yes ____
 No _____. If no, place an "X" in the blocks which require more space and explain
 why under the section which best describes your field conditions.

1. DATE/TIME INJURY / DATE / TIME OF CAUSE	
2. INJURY / ILLNESS	
	WOUND / BLEEDING
	FRACTURE / FRACTURE
	FRACTURE / FRACTURE
	BURN / BRUISE
	AMPUTATION / AMPUTATION
	HECK / BACK INJURY /
	BLEEDING / GUN / AIR GUN
	CONCUSSION / CONCUSSION / CONCUSSION
	STRESS / STRESS
	HEB / HEB
OTHER (PLEASE EXPLAIN)	

Field Gear: _____

MOPP Level (Circle One) I II III IV : _____

Field Gear, Reduced Visibility: _____

MOPP Level (Circle One) I II III IV, Reduced Visibility: _____

3. a. Does the FMC provide appropriate descriptive choices for the injury/illness conditions? Yes _____. No _____. If no, complete b and c.

b. Identify other classes of injuries/illnesses which should be included on the FMC:

c. Identify classes of injuries/illnesses which should be deleted from the FMC:

4. Is there enough space provided on the FMC for treatment received? Yes ____
 No _____. If no, place an "X" in the blocks which require more space and explain
 why under the section which best describes your field conditions.

3. Tourniquet / TOURNIQUET		DATE / DATE		TIME / HEURE	
YES / OUI		NO / NON			
4. PULSE / PULS		(1)	TIME / HEURE		(2)
5. LEVEL OF CONSCIOUSNESS / NIVEAU DE CONSCIENCE				TIME / HEURE	
ALERT / ALERT		UNRESPONSIVE / BESOIN			
CONSCIOUS / CONSCIENT		PAIN RESPONSE / REPONSE A LA DOULEUR			
VERBAL RESPONSE / REPONSE VERBALE		UNRESPONSIVE / BESOIN			
6. MORPHINE / MORPHINE		DOSE / DOSE		TIME / HEURE	
7. ATROPINE INJECTIONS / INJECTIONS ATROPINE					
THE GIVEN / DONNEE A		(1)	(2)	(3)	(4)
8. STATE OF MIND		A. IV / IV		(TIME / HEURE)	
		(1)	(2)		
10. COMMENTS / OBSERVATIONS / TREATMENT / CURRENT MEDICATION / ALLERGIES COMMENTAIRES / OBSERVATIONS / TRAITEMENT / PRESENTE MEDICATION / ALLERGIES					
11. PROVIDER / UNITE / OFFICER MEDICAL / UNITE					
12. DEPOSITION / DEPOSITION		RETURNED TO DUTY / RETOUR A L'UNITE			
DATE / DATE		EVACUATED / EVACUE			
TIME / HEURE		EXPIRED / DECEDÉ			

Field Gear: _____

MOPP Level (Circle One) I II III IV: _____

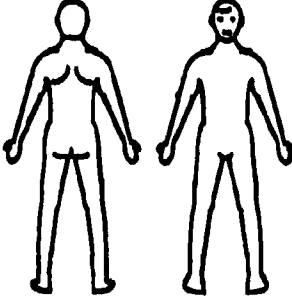
Field Gear, Reduced Visibility: _____

MOPP Level (Circle One) I II III IV, Reduced Visibility: _____

5. Were there any abbreviations/acronyms used on the FMC which you did not understand?

No ____.

Yes _____. (If yes, please circle the abbreviations/acronyms.)

1. DATE / TIME INJURED / DATE / HEURE DE LA BLESSURE					
2. INJURY / BLESSURE			WOUND / BLESSURE		
			FRACTURE / FRACTURE		
			FRACTURE / FRACTURE		
			BURN / BRULURE		
			AMPUTATION / AMPUTATION		
			HEAD / BACK INJURY / BLESSURE AU COU / AU DOS		
			CONCUSSION / COMMOTION CEREBRALE		
			STRESS / STRESS		
			HIS / HIS		
			OTHER / AUTRE		
3. FOLLOWUP / SUIVI			DATE / DATE		TIME / HEURE
YES / OUI			NO / NON		
4. PULSE / PULS		(1)	TIME / HEURE	(2)	TIME / HEURE
5. LEVEL OF CONSCIOUSNESS / NIVEAU DE CONSCIENCE					TIME / HEURE
ALERT / ALERTE		UNCONSCIOUS / INCONSCIENT			
CONSCIOUS / CONSCIENT		PARTIAL RESPONSE / REACTION A LA DOLLEUR			
VERBAL RESPONSE / REACTION VERBALE		UNRESPONSIVE / SANS REACTION			
6. MORPHINE / MORPHINE		DOSE / DOSE	TIME / HEURE	DATE / DATE	
7. ATROPINE INJECTIONS / INJECTIONS D'ATROPINE					
1st INJ / 1re INJ		(1)	(2)	(3)	(4)
2nd INJ / 2e INJ		(5)	(6)	(7)	(8)
8. OTHER INJECTIONS / AUTRES INJECTIONS					
10. COMMENTS / OBSERVATIONS / TREATMENT / CURRENT MEDICATION / ALLERGIES COMMENTAIRES / OBSERVATIONS / TRAITEMENT / PRESENTS MEDICATION / ALLERGIES					
11. PROVIDER / UNIT / OFFICER MED. CASE / UNITE					
12. DISPOSITION / DISPOSITION			RETURNED TO DUTY / RETOUR A L'UNITE		
DATE / DATE			EVACUATED / EVACUE		
TIME / HEURE			EXPIRED / DECEDÉ		
13. IDENTIFICATION					
NAME / NOM				SEX / SEXE	
				MALE / HOMME	
				FEMALE / FEMME	
SSN / NIS		RANK / RANG		RELIGION / RELIGION	
FORCE / ELEMENT		SPECIALTY CODE / GPM		SI / SG	
A/T / A/T		M/M / M/M		NSI / SNC	
NATION / PAYS		UNIT / UNITE		ILLNESS / MALADIE	
				PSYCH / PSYCH	

DD Form 1380 TEST, MAY 69 U.S. FIELD MEDICAL CARD
FICHE MEDICALE DE L'AVANT ETATS-UNIS

6. Were there any items that you could not understand or complete?

Yes ____.

No _____. (If no, indicate the item number(s).)

7. Did you have to make corrections on an item because you misinterpreted what information was required?

No ____.

Yes _____. (If yes, indicate the item number and what information you originally thought should be included.)

8. Did you have any difficulty preparing the FMC with any of the following writing instruments?

No. 2 pencil (describe problem):

No. 3 pencil (describe problem):

Ballpoint pen (describe problem):

Other (Identify and describe problem):

9. Did the information from Items 12 and 13 transfer to the stub (detachable administrative data slip) when you used a:

No. 2 Pencil? Yes _____. No _____.

No. 3 Pencil? Yes _____. No _____.

Ballpoint Pen? Yes _____. No _____.

Other Type of Writing Instrument (*please identify*):

Yes _____. No _____.

10. In your opinion, does the FMC provide enough information for patient accountability?

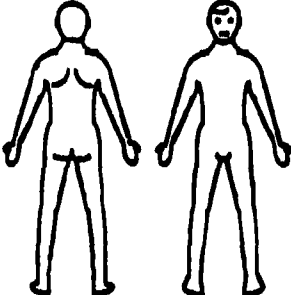
Yes _____.

No _____. (If no, describe the additional information needed.)

11. In your opinion, are Items 1 through 13 in the most useful order?

Yes ____.

No _____. (If no, please indicate the preferred order in the circles provided on the FMC below.)

1. DATE / TIME INJURED / DATE / HEURE DE LA BLESSURE		
2. INJURY / BLESSURE		
3. TOURNICUET / TOURNEQUET	YES / OUI	NO / NON
4. PULSE / PULS	(1)	(2)
5. LEVEL OF CONSCIOUSNESS / NIVEAU DE CONSCIENCE	ALERT / ALERTE CONSCIOUS / CONSCIENT VERBAL RESPONSE / RECHERCH VERBALE UNRESPONSIVE / NON-RECHERCH PAIN RESPONSE / RECHERCH A LA DOLLEUR UNRESPONSIVE / NON-RECHERCH	
6. MORPHINE / MORPHINE	DOSE / DOSE	DATE / DATE
7. ATROPINE INJECTIONS / INJECTIONS D'ATROPINE	YES GIVEN / DONNEE A NO / NON	
8. COMMENTS / OBSERVATIONS / TREATMENT / CURRENT MEDICATION / ALLERGIES	COMMENTAIRES / OBSERVATIONS / TRAITEMENT / PRESENTE MEDICATION / ALLERGIES	
9. PROVIDER / UNIT / OFFICER MEDICAL / UNITE		
10. DISPOSITION / DISPOSITION	RETURNED TO DUTY / RETOUR A L'UNITE EVACUATED / EVACUE EXPIRED / DECEDÉ	
11. IDENTIFICATION	NAME / NOM SEX / SEXE RANK / RANG RELIGION / RELIGION FORCE / ELEMENT SPECIALTY CODE / GPM NATION / PAYS UNIT / UNITE	

DD Form 1380 TEST, MAY 88 U.S. FIELD MEDICAL CARD
FICHE MEDICALE DE L'AVANT ETATS-UNIS

12. Currently, the FMCs are arranged in a booklet format with 10 FMCs in a booklet. In your opinion, is the number of FMCs within the booklet appropriate.

Yes ____.

No _____. (If no, please explain your reasoning.)

13. IF YOU FILLED OUT ANY PART OF THE FMC UNDER REDUCED LIGHTING CONDITIONS, did you have any difficulty?

No ____.

Yes _____. If yes, was it due to (*Check appropriate description*):

Size of lettering _____

Style of lettering _____

Other (*Specify below*): _____

14. IF YOU FILLED OUT ANY PART OF THE FMC WHILE AT MOPP LEVEL IV, did you have any difficulty with the form?

No _____.

Yes _____. If yes, was the problem due to (*Check appropriate description*):

Size of blocks inadequate to complete: _____

Problems using the writing instrument
with the MOPP gloves _____

Problems reading the lettering through
the protective mask _____

Other (*Specify below*): _____

15. Did you note any durability problems with the FMC such as:

Ripping/tearing (describe situation): _____

Fading, smearing or smudging of print (describe situation): _____

Fading, smearing or smudging of handwritten information (describe situation):

16. a. Did the wire that is used to attach the FMC to the patient cause any injury to the patient or medical treatment/evacuation personnel?

No ____.

Yes _____. (If yes, please describe injury.)

b. Did the wire puncture the MOPP gloves?

No ____.

Yes _____. (If yes, please describe situation.)

17. Please provide any general comments/observations on the FMC below.

UNCLASSIFIED

SECURITY CLASSIFICATION OF THIS PAGE

REPORT DOCUMENTATION PAGE

1a. REPORT SECURITY CLASSIFICATION Unclassified			1b. RESTRICTIVE MARKINGS None	
2a. SECURITY CLASSIFICATION AUTHORITY N/A			3. DISTRIBUTION / AVAILABILITY OF REPORT Approved for public release; distribution unlimited	
2b. DECLASSIFICATION / DOWNGRADING SCHEDULE N/A				
4. PERFORMING ORGANIZATION REPORT NUMBER(S) NHRC Report No. 90-12			5. MONITORING ORGANIZATION REPORT NUMBER(S)	
6a. NAME OF PERFORMING ORGANIZATION Naval Health Research Center		6b. OFFICE SYMBOL (If applicable) Code 20	7a. NAME OF MONITORING ORGANIZATION Chief Bureau of Medicine and Surgery	
6c. ADDRESS (City, State, and ZIP Code) P.O. Box 85122 San Diego, CA 92186-5122			7b. ADDRESS (City, State, and ZIP Code) Department of the Navy Washington, DC 20372	
8a. NAME OF FUNDING / SPONSORING ORGANIZATION Naval Medical Research & Development Command		8b. OFFICE SYMBOL (If applicable)	9. PROCUREMENT INSTRUMENT IDENTIFICATION NUMBER	
8c. ADDRESS (City, State, and ZIP Code) Naval Medical Command National Capitol Region Bethesda, MD 20814-5044			10. SOURCE OF FUNDING NUMBERS	
			PROGRAM ELEMENT NO. 63706N	PROJECT NO M0095
			TASK NO .005	WORK UNIT ACCESSION NO. 6004
11. TITLE (Include Security Classification) (U) EVALUATION OF REVISED FIELD MEDICAL CARD FOR NAVY AND MARINE CORPS				
12. PERSONAL AUTHOR(S) WILCOX, W.W., PUGH, W.M.				
13a. TYPE OF REPORT Final		13b. TIME COVERED FROM TO	14. DATE OF REPORT (Year, Month, Day) 90 July 02	15. PAGE COUNT 73
16. SUPPLEMENTARY NOTATION				
17. COSATI CODES			18. SUBJECT TERMS (Continue on reverse if necessary and identify by block number) Field Medical Card, Wartime Healthcare Documentation, Casualty Care, Field Medical Treatment, Medical Documentation	
FIELD	GROUP	SUB-GROUP		
19. ABSTRACT (Continue on reverse if necessary and identify by block number) The Naval Health Research Center evaluated a revised Field Medical Card, developed by a quad-service working group. Field testing as well as testing under controlled conditions was conducted to determine whether or not the proposed card was an improvement over the current card. With respect to the criteria of Sufficiency, Ease of Use, and Simplicity, it was found that the new card was generally an improvement over the old card. However, some deficiencies of the old card persisted and some new problems were introduced. Therefore, it was concluded that some further revisions should be made to the Field Medical Card.				
20. DISTRIBUTION / AVAILABILITY OF ABSTRACT <input type="checkbox"/> UNCLASSIFIED/UNLIMITED <input checked="" type="checkbox"/> SAME AS RPT <input type="checkbox"/> DTIC USERS			21. ABSTRACT SECURITY CLASSIFICATION	
22a. NAME OF RESPONSIBLE INDIVIDUAL Walter W. Wilcox			22b. TELEPHONE (Include Area Code) (619) 553-8410	22c. OFFICE SYMBOL Code 20

DD FORM 1473, 84 MAR

83 APR edition may be used until exhausted
All other editions are obsolete

SECURITY CLASSIFICATION OF THIS PAGE

U.S. Government Printing Office: 1985-587-8-02