

FILE COPY

2

AD-A217 723
ENERGY

AD

MTL TR 90-3

NO. 141-10700

PERFORMANCE OF Y-TZP MATERIALS BETWEEN 800°C AND 1200°C


JEFFREY J. SWAB

January 1990

DTIC
ELECTE
FEB 08 1990
S E D

Prepared under
Interagency Agreement DE-AI05-840R21411

by
U.S. ARMY MATERIALS TECHNOLOGY LABORATORY
WATERTOWN, MASSACHUSETTS 02172-0001



DISTRIBUTION STATEMENT A

Approved for public release;
Distribution Unlimited

Prepared for
U.S. DEPARTMENT OF ENERGY

Assistant Secretary of Conservation and Renewable Energy,
Office of Transportation Systems,
Advanced Materials Development Program

90 02 07 079

The findings in this report are not to be construed as an official Department of the Army position, unless so designated by other authorized documents.

Mention of any trade names or manufacturers in this report shall not be construed as advertising nor as an official indorsement or approval of such products or companies by the United States Government.

DISPOSITION INSTRUCTIONS

Destroy this report when it is no longer needed.
Do not return it to the originator.

UNCLASSIFIED

SECURITY CLASSIFICATION OF THIS PAGE (When Data Entered)

| REPORT DOCUMENTATION PAGE | | READ INSTRUCTIONS BEFORE COMPLETING FORM |
|--|-----------------------|--|
| 1. REPORT NUMBER MTL TR 90-3 | 2. GOVT ACCESSION NO. | 3. RECIPIENT'S CATALOG NUMBER |
| 4. TITLE (and Subtitle) PERFORMANCE OF Y-TZP MATERIALS BETWEEN 800°C and 1200°C | | 5. TYPE OF REPORT & PERIOD COVERED Final Report |
| | | 6. PERFORMING ORG. REPORT NUMBER |
| 7. AUTHOR(s) Jeffrey J. Swab | | 8. CONTRACT OR GRANT NUMBER(s) |
| 9. PERFORMING ORGANIZATION NAME AND ADDRESS U.S. Army Materials Technology Laboratory Watertown, Massachusetts 02172-0001 SLCMT-EMC | | 10. PROGRAM ELEMENT, PROJECT, TASK AREA & WORK UNIT NUMBERS D/A Project: 1L162105.AH84 AMCMS Code: 612105.H840011 |
| 11. CONTROLLING OFFICE NAME AND ADDRESS U.S. Department of Energy Office of Transportation Systems Washington, DC 20545 | | 12. REPORT DATE January 1990 |
| | | 13. NUMBER OF PAGES 11 |
| 14. MONITORING AGENCY NAME & ADDRESS (if different from Controlling Office) | | 15. SECURITY CLASS. (of this report) Unclassified |
| | | 15a. DECLASSIFICATION/DOWNGRADING SCHEDULE |
| 16. DISTRIBUTION STATEMENT (of this Report) Approved for public release; distribution unlimited. | | |
| 17. DISTRIBUTION STATEMENT (of the abstract entered in Block 20, if different from Report) | | |
| 18. SUPPLEMENTARY NOTES Research sponsored by the U.S. Department of Energy, Assistant Secretary for Conservation and Renewable Energy, Office of Transportation Systems, as part of the Ceramic Technology for Advanced Heat Engines Project of the Advanced Materials Development Program, under Contract DE-AI05-840R21411 with Martin Marietta Energy Systems, Inc. | | |
| 19. KEY WORDS (Continue on reverse side if necessary and identify by block number) Zirconia (Y-TZP) Ceramic materials High temperature materials Microstructures Strength (flexure) | | |
| 20. ABSTRACT (Continue on reverse side if necessary and identify by block number) (SEE REVERSE SIDE) | | |

DD FORM 1 JAN 73 1473

EDITION OF 1 NOV 65 IS OBSOLETE

UNCLASSIFIED

SECURITY CLASSIFICATION OF THIS PAGE (When Data Entered)

Block No. 20

ABSTRACT

The performance of seven yttria-tetragonal zirconia polycrystal materials in the 800°C to 1200°C temperature range was examined using stepped-temperature stress-rupture tests. The strength in this temperature range was significantly lower than the room temperature strength. This is due to a decrease in the chemical driving force for the tetragonal-to-monoclinic transformation. As a result, these materials are not suitable for high temperature structural applications. At these temperatures the strength is controlled by microstructural parameters such as grain size, grain size distribution, and porosity.

FOREWORD

The work described herein is part of the Characterization of Transformation-Toughened Ceramics Program which is a subtask of the Department of Energy (DOE) sponsored, Oak Ridge National Laboratory (ORNL) monitored, Ceramic Technology for Advanced Heat Engines Project (Interagency Agreement No. DE-AI05-84OR21411). The purpose of this subtask is to examine commercial and experimental transformation-toughened ceramics for potential application in advanced heat engines.

| | |
|--------------------|-------------------------------------|
| Accession For | |
| NTIS GRA&I | <input checked="" type="checkbox"/> |
| DTIC TAB | <input type="checkbox"/> |
| Unannounced | <input type="checkbox"/> |
| Justification | |
| By | |
| Distribution/ | |
| Availability Codes | |
| Dist | Avail and/or Special |
| A-1 | |

INTRODUCTION

Tetragonal zirconia polycrystal (TZP) materials have been considered for structural applications because of an unusual combination of high strength and toughness at room temperature. In addition, the thermal expansion is closely matched to cast iron and some other steels, thus reducing potential thermal expansion mismatch problems in ceramic/metal attachments. The excellent mechanical properties are the result of a "martensitic" type transformation where metastable tetragonal grains transform to the stable monoclinic grains under an applied stress.¹⁻³ Although TZP materials have this unusual combination of properties, little has been done to examine the time-dependent behavior of the properties at elevated temperatures.^{4,5} Most of the elevated temperature work has concentrated on compressive or tensile creep behavior at $\geq 1200^{\circ}\text{C}$ relating to the phenomenon of superplasticity.⁶⁻¹⁵ This lack of data generation can be attributed to the well defined polymorphism of zirconia.¹⁶ The monoclinic phase is stable at room temperature while the tetragonal phase becomes the stable phase above $\sim 950^{\circ}\text{C}$. Thus, as the temperature increases so does the stability of the tetragonal phase, with a corresponding decrease in the chemical driving force for the $t \rightarrow m$ transformation, resulting in a significant decrease in strength and toughness at temperature. Because of this inherent problem, the use of monolithic TZP materials for high temperature ($\geq 1000^{\circ}\text{C}$) structural applications (i.e., heat engines) have been severely limited. This report summarizes a study to examine the time-dependent strength of several TZP materials at temperatures between 800°C and 1200°C .

EXPERIMENTAL PROCEDURE

Bend bars were machined from the seven different yttria-tetragonal zirconia polycrystal (Y-TZP) materials listed in Table 1. The first six materials were machined to the following dimensions: 3 mm x 4 mm x 50 mm. Due to material limitations, the seventh material (AC) was machined into smaller bend bars, 1.5 mm x 2 mm x 25 mm. In both cases, the bars were carefully ground by a surface grinder such that the surface striations are parallel to the long axis. All four edges were chamfered to $\sim 45^{\circ}$. The bars were machined according to the details specified in Reference 17.

Table 1. EVALUATED MATERIALS

| Code | Manufacturer | Material | Process | Mole % Y_2O_3 |
|-----------------|--------------|----------|-----------------|----------------------------------|
| <u>Japanese</u> | | | | |
| KY | Kyocera | Z-201 | Sintered | 2.8 |
| TOSH | Toshiba | TASZIC | Sintered | 2-3 |
| HIT | Hitachi | 1985 | Hot Pressed (?) | 2.0 |
| NGK | NGK Locke | Z-191 | Sintered | 3.0 |
| KS | Koransha | 1986 | Sintered | 3.0 |
| KH | Koransha | 1986 | HIPed | 3.0 |
| <u>Domestic</u> | | | | |
| AC | AC Sparkplug | TZP-110 | Sintered | 2.6 |

Stepped-temperature stress-rupture (STSR) testing was used to analyze the time-dependent strength of these Y-TZPs between 800°C and 1200°C. STSR testing was done following the procedure outlined by Quinn and Katz.¹⁸ This type of test allows for rapid screening of the materials' stress-rupture behavior over a wide range of temperatures while using a small number of specimens. This procedure involved loading a bar onto a four-point bend fixture that is in a furnace and heating the furnace to 800°C in 2 hours, in air, with no applied stress to the bar. Upon reaching the temperature, a predetermined stress is applied and the bar allowed to soak for up to 24 hours. If the bar survives this step, then the furnace is heated to 900°C (in ~10 min) while under the same applied stress and again the bar is allowed to soak for 24 hours. This cycle is repeated for 1000°C, 1100°C, and 1200°C. If the bar fractures or excessive creep occurs, the power to the furnace is automatically shut off by a microswitch. The time of fracture is denoted on the STSR plot using an arrow, with the applied stress that caused fracture above the arrow. The symbols for the STSR plots are: (+) failure occurred upon application of the stress at 800°C; (→) survived full test cycle through 1200°C; and (↓) denotes time of failure between application of the stress, but before the full cycle is complete.

RESULTS AND DISCUSSION

Material Characterization

Table 2 lists the base line room temperature properties of each TZP material.

Table 2. BASE LINE ROOM TEMPERATURE PROPERTIES

| | HIT | NGK | KH | KS | KY | AC | TOSH |
|----------------------------------|------|-----|------|-----|-----|-----|------|
| Density (g/cc) | 6.0 | 5.9 | 6.1 | 6.0 | 5.9 | 5.8 | 5.9 |
| MOE (GPa) | 213 | 208 | 214 | 210 | 201 | 204 | 200 |
| MOR (MPa) | 1169 | 873 | 1261 | 640 | 745 | 753 | 633 |
| K_{Ic} (MPa·m ^{1/2}) | 4.6 | 7.4 | 5.0 | 5.6 | 7.0 | 5.6 | 8.0 |
| Average Grain Size (μm) | 0.4 | 0.2 | 0.4 | 0.5 | 0.7 | 0.8 | 0.5 |

Further details on the techniques used to determine the base line properties and the microstructure of each TZP can be found in Reference 19.

Stepped-Temperature Stress-Rupture

It can clearly be seen from Figures 1 through 7 that none of these TZPs will be able to handle the combination of high temperature (>982°C) and stress (>800 MPa) which are desired of materials for advanced heat engine applications.²⁰ These STSR results are in excellent agreement with the STSR results for two other yttria partially stabilized zirconias which were examined in Reference 4.

For all TZPs, the strength at any of the temperatures is significantly below the room temperature strength and this difference grows as the temperature increases. This strength loss is due to the previously mentioned decrease in the chemical driving force for the t→m transformation as the temperature increases.

Therefore, as this driving force decreases, the strength at temperature will become increasingly dependent on the microstructure. Since previous studies^{19,21} have shown that there is little or no grain boundary phases present in any of these TZPs, the important microstructural parameters will be grain size, grain size distribution, and size and amount of strength limiting flaws.

Table 2 shows that HIT, NGK, and KH have the finest grain size and it has been shown that they have the narrowest grain size distribution²¹ and the smallest strength limiting flaws.¹⁹ Thus, it is expected that they will perform better than the remaining TZPs. This is true for HIT (Figure 1) and NGK (Figure 2) but not KH (Figure 3). The performance of HIT is slightly better than NGK even though its grain size is twice as large. This is due to the narrow grain size distribution, which shows that over 90% of the grains are between 0.2 and 0.5 μm and the remainder are no larger than 0.7 μm . NGK also has a narrow distribution but a small percentage of the grains are in excess of 1 μm . The other contributing factor is that HIT is hot pressed while NGK is sintered. Hot pressing helps to maintain this fine grain size and narrow distribution by inhibiting grain growth, and it reduces the amount and size of porosity related flaws. Sintering does not reduce porosity as much as hot pressing, and grain growth is common to this technique.

The KH has a grain size distribution similar to NGK but its poor performance is a result of oxygen deficiency that arises when the TZP is HIPed in an inert atmosphere. The details of this phenomenon are described elsewhere.⁵ If the KH is oxidized in air to restore stoichiometry, then the STSR performance in this temperature range becomes similar to NGK.

The performance of the remaining TZPs (Figures 4 through 7) is similar and is a result of their larger grain size, broader grain size distribution, and larger amount of bulk porosity. In addition, the room temperature strength of these TZPs is limited by large porous regions (50 to 100 μm).¹⁹ These porous regions are 3 to 4 times larger than encountered in the other TZPs.

A final point is that at the higher temperatures (1100°C and 1200°C) there is evidence of creep in all TZPs. Because of the fine grain size of each TZP, this is probably the occurrence of Nabarro-Herring or Coble creep since these types of creep dominate in fine-grained polycrystalline materials. An analysis to determine if these mechanisms are present is beyond the realm of this study and is probably inconsequential since the performance of these materials is well below what is required for application in advanced heat engines.

CONCLUSIONS

Stepped-temperature stress-rupture testing of seven Y-TZP materials in the 800°C to 1200°C range shows that these materials are not suitable for use as a high temperature structural ceramic. In this temperature range, the strength is significantly lower than at room temperature due to a decrease in the chemical driving force for the $t \rightarrow m$ transformation. At these temperatures, the strength is controlled by microstructural parameters such as grain size, grain size distribution, and porosity.

STRENGTH AT 25°C = 1169 MPa

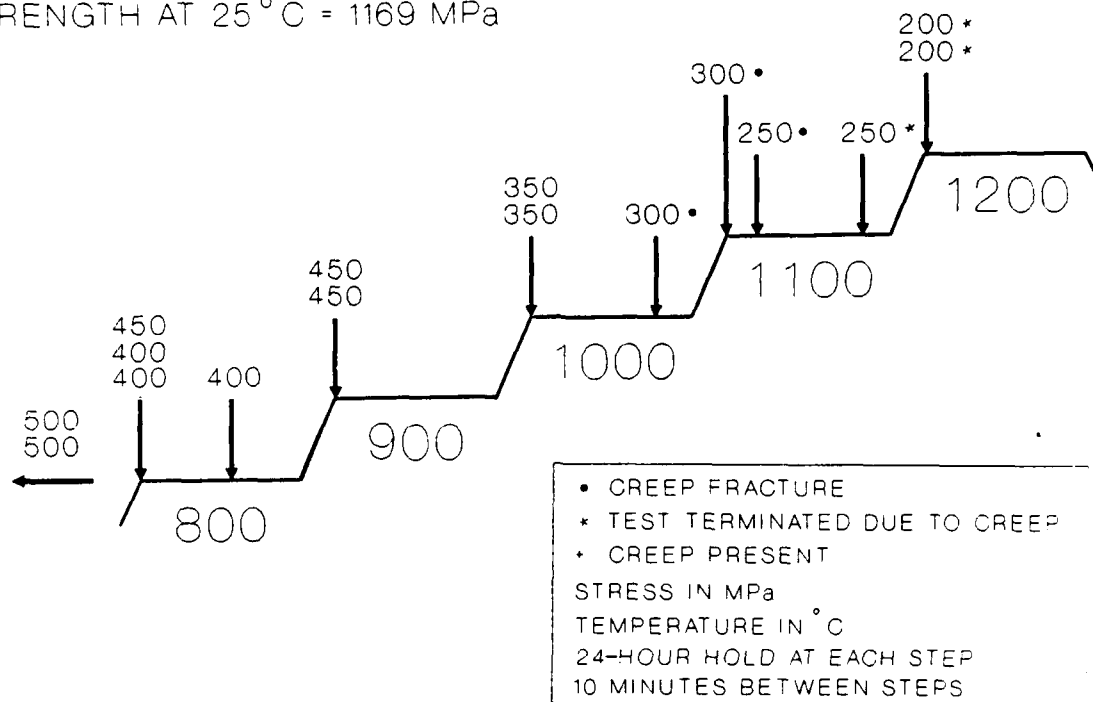


Figure 1. Stepped-temperature stress-rupture results for Hitachi 1985 (HIT).

STRENGTH AT 25°C = 873 MPa

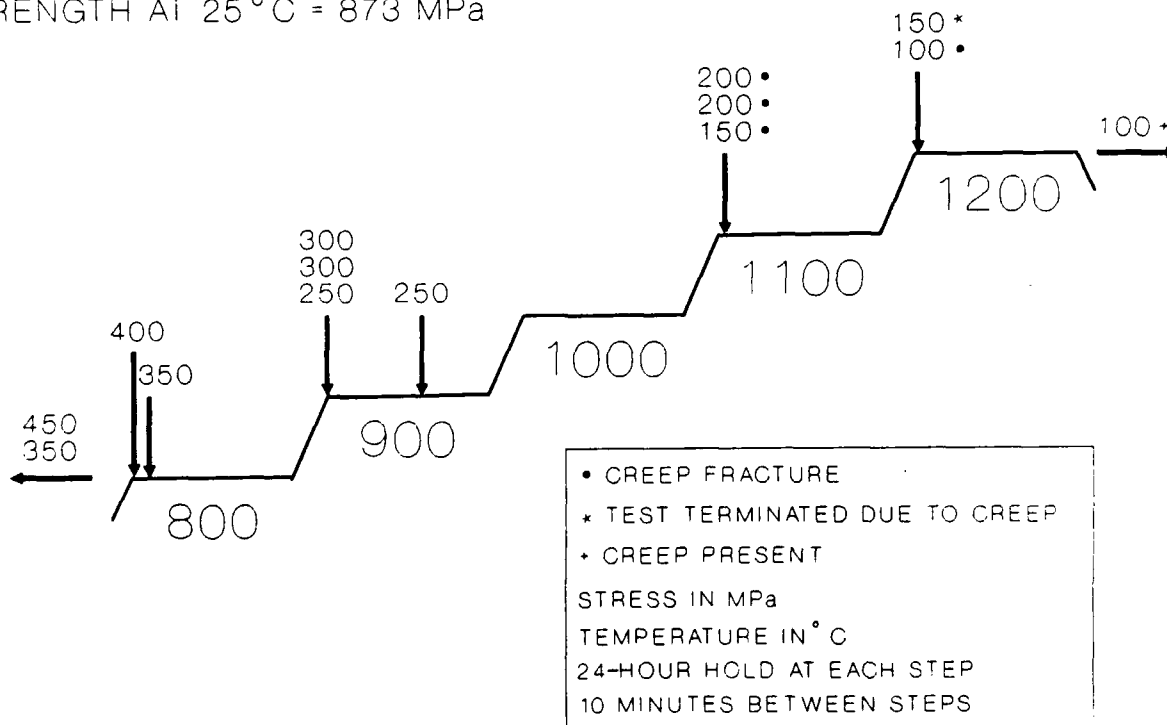


Figure 2. Stepped-temperature stress-rupture results for NGK-Locke Z-191 (NGK).

STRENGTH AT 25 °C = 1261 MPa

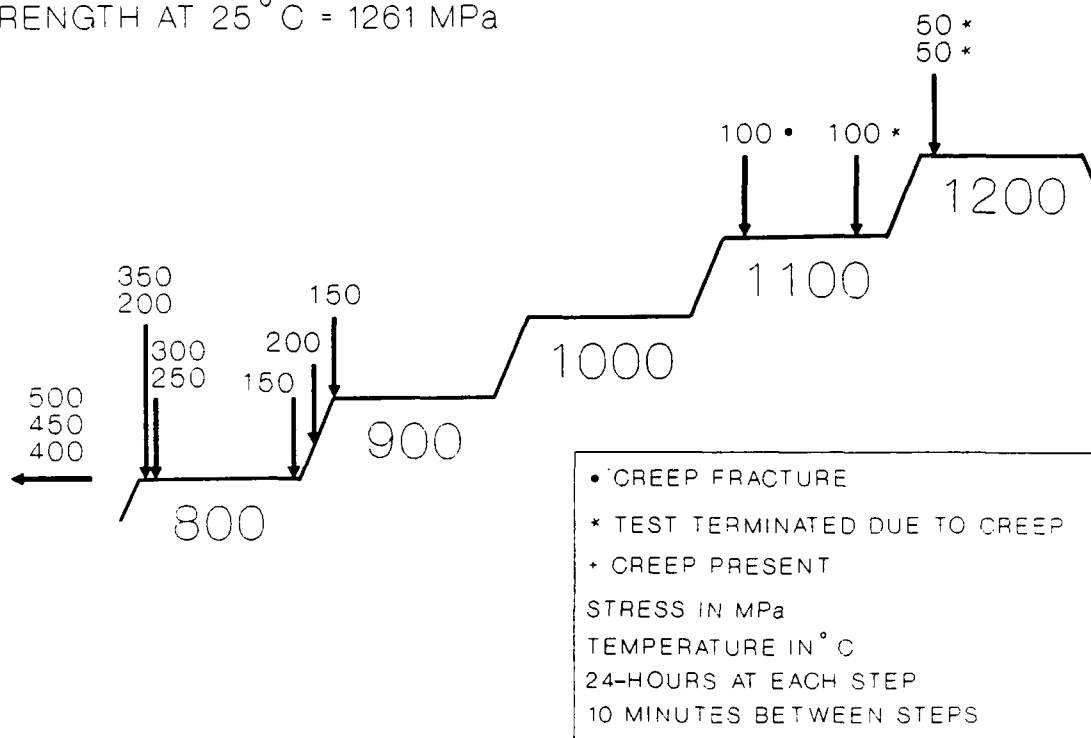


Figure 3. Stepped-temperature stress-rupture results for Koransha HIPed (KH).

STRENGTH AT 25 °C = 640 MPa

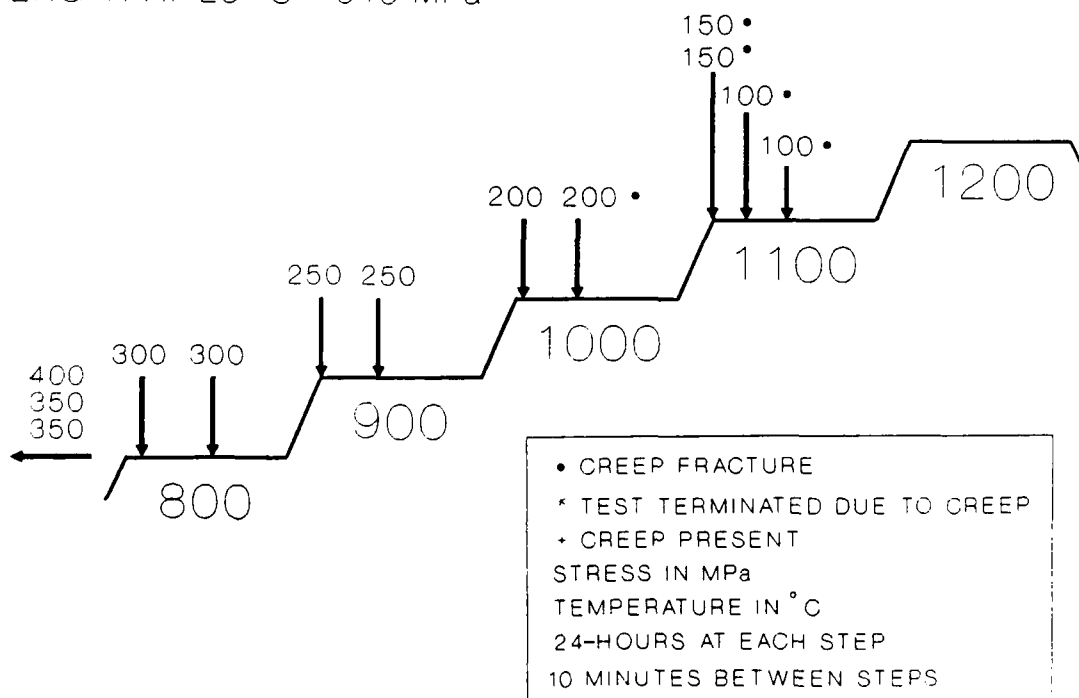


Figure 4. Stepped-temperature stress-rupture results for Koransha Sintered (KS).

STRENGTH AT 25°C = 745 MPa

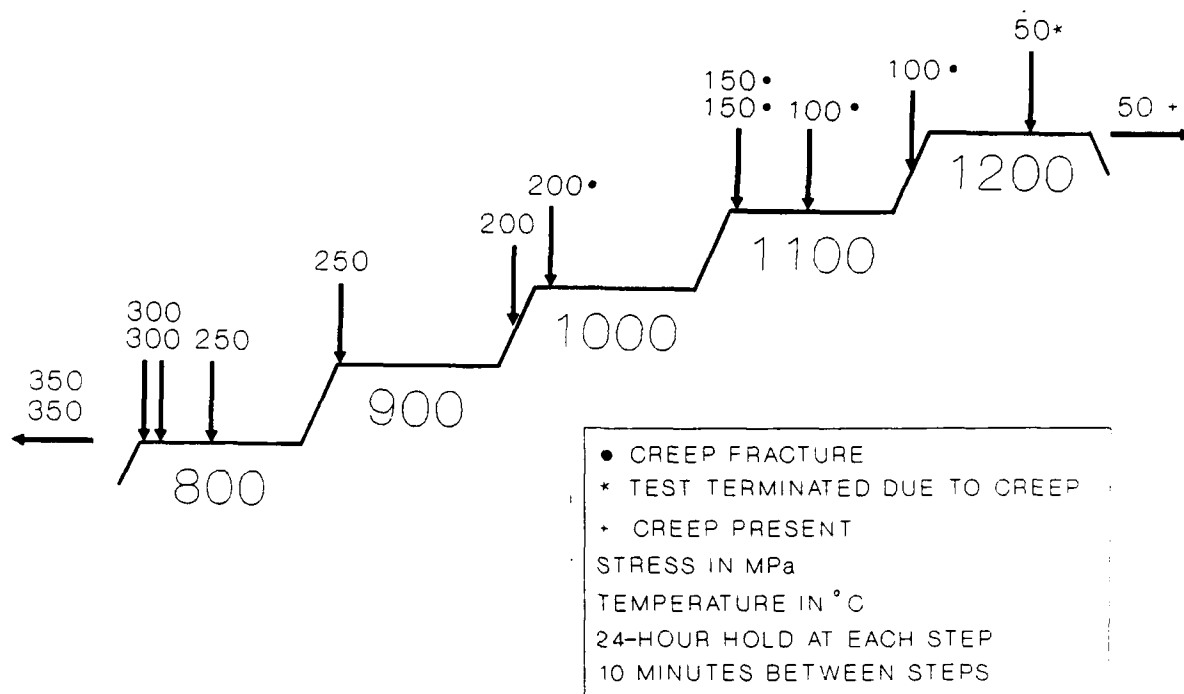


Figure 5. Stepped-temperature stress-rupture results for Kyocera Z-201 (KY).

STRENGTH AT 25°C = 753 MPa

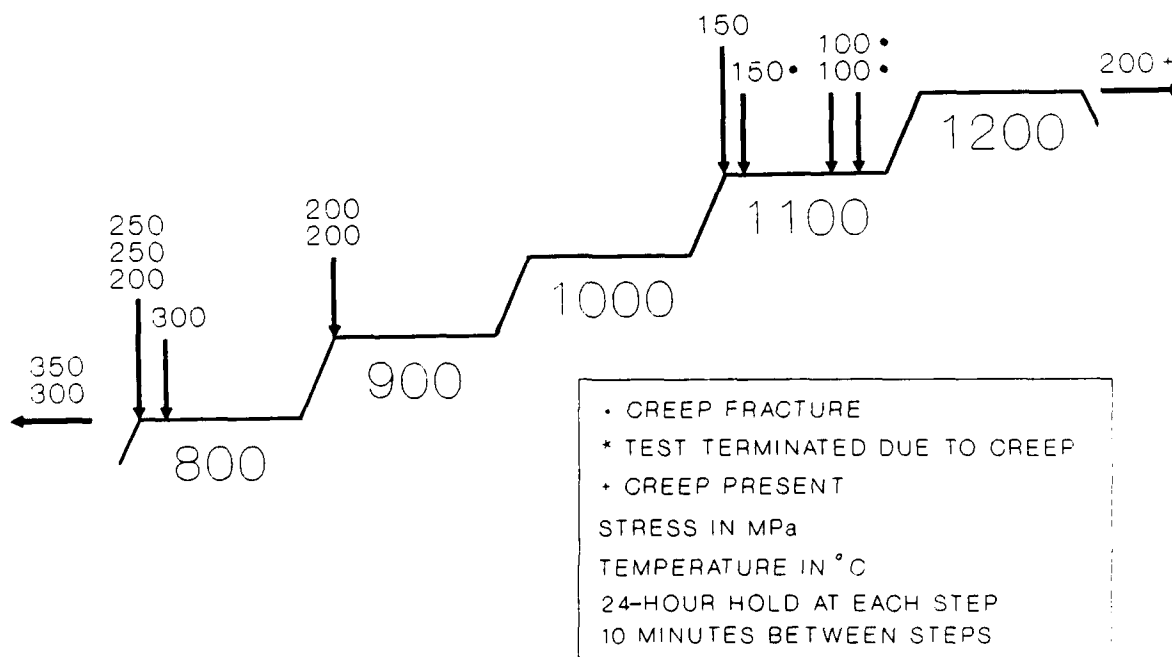


Figure 6. Stepped-temperature stress-rupture results for AC Sparkplug TZP-110 (AC).

STRENGTH AT 25 °C = 633 MPa

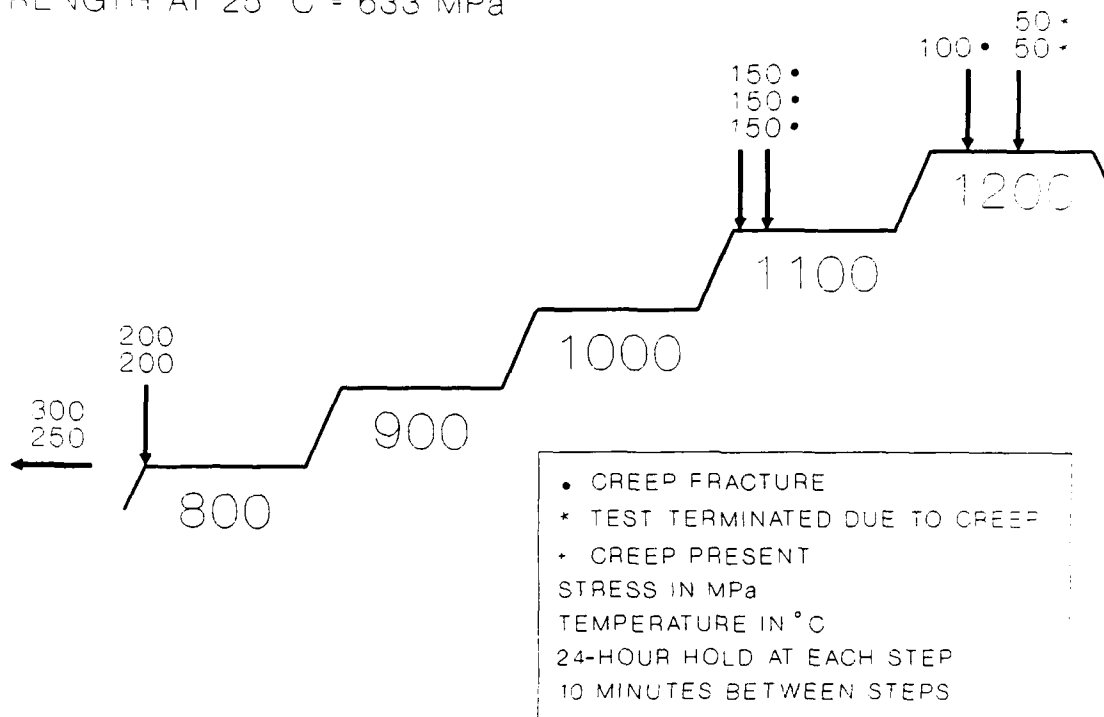


Figure 7. Stepped-temperature stress-rupture results for Toshiba TASZIC (TOSH).

REFERENCES

1. GARVIE, R. C., HANNINK, R. H., and PASCOE, R. T. *Ceramics Steel*. Nature 258, 1975, p. 703-704.
2. PORTER, D. L., and HEUER, A. H. *Mechanisms of Toughening Partially Stabilized Zirconia (PSZ)*. J. Am. Ceram. Soc., v. 60, no. 3-4, 1977, p. 183-184.
3. PORTER, D. L., EVANS, A. G., and HEUER, A. H. *Transformation-Toughening in Partially Stabilized Zirconia (PSZ)*. Acta Metall., v. 27, 1979, p. 1649-1654.
4. SCHIOLER, L. J. *Effect of Time and Temperature on Transformation Toughened Zirconia*. U.S. Army Materials Technology Laboratory, MTL TR 87-29, prepared for Oak Ridge National Laboratory for the U.S. Department of Energy under Interagency Agreement DE-AI05-84OR21411, June 1987.
5. SWAB, J. J., KATZ, R. N., and STARITA, C. J. *Effects of Oxygen Nonstoichiometry on the High Temperature Performance of an Yttria-Tetragonal Zirconia Polycrystal Material*. Adv. Ceram. Mat., v. 3, no. 3, 1988, p. 283-284.
6. EVANS, P. E. *Creep in Yttria- and Scandia-Stabilized Zirconia*. J. Am. Ceram. Soc., v. 53, no. 7, 1970, p. 365-369.
7. SELTZER, M. S., and TALTY, P. K. *High-Temperature Creep of Y_2O_3 -Stabilized ZrO_2* . J. Am. Ceram. Soc., v. 58, no. 3-4, 1975, p. 124-130.
8. BANSAL, G. K., and HEUER, A. H. *Transformational Hot-Working of ZrO_2 Polycrystals*. J. Am. Ceram. Soc., v. 58, no. 1-2, 1975, p. 76-77.
9. WAKAI, F., SAKAGUCHI, S., KANAYAMA, K., KATO, H., and ONISHI, H. *Hot Work of Yttria-Stabilized Tetragonal ZrO_2 Polycrystals in Ceramic Materials and Components for Engines*, W. Bunk and H. Hausner, ed., Deutsche Keramische Gesellschaft, 1986, p. 315-322.
10. WAKAI, F., SAKAGUCHI, S., and KATO, H. *Compressive Deformation Properties and Microstructures in the Superplastic Y-TZP*. Yogyo Kyokai Shi, v. 94, no. 8, 1986, p. 721-725.
11. WAKAI, F., KATO, H., SAKAGUCHI, S., and MURAYAMA, N. *Compressive Deformation of Y_2O_3 -Stabilized ZrO_2/Al_2O_3 Composite*. Yogyo Kyokai Shi, v. 94, no. 9, 1986, p. 1017-1020.
12. LANKFORD, J., Jr. *Characterization of Mechanical Damage Mechanisms in Ceramic Composite Materials*. Southwest Research Institute, SwRI-8124, prepared for the Office of Naval Research under ONR Contract No. N00014-84-C-0213, August 1987.
13. WAKAI, F., and KATO, H. *Superplasticity of TZP/ Al_2O_3 Composite*. Adv. Ceram. Mat., v. 3, no. 1, 1988, p. 71-76.
14. KELLETT, B. J., and LANGE, F. F. *Hot Forging Characteristics of Transformation-Toughened Al_2O_3/ZrO_2 Composites*. J. Mater. Res., v. 3, no. 3, 1988, p. 545-551.
15. OKAMOTO, Y., IEUJI, J., YAMADA, Y., HAYASHI, K., and NISHIKAWA, T. *Creep Deformation of Yttria-Stabilized Tetragonal Zirconia (Y-TZP)* in Advances in Ceramics, v. 24, Science and Technology of Zirconia III, S. Somiya, N. Yamamoto, and H. Hanagida, ed., The American Ceramic Society, 1988, p. 565-572.
16. SUBBARAO, E. C. *Zirconia - An Overview* in Advances in Ceramics, v. 3, Science and Technology of Zirconia I, A. H. Heuer and L. W. Hobbs, ed., The American Ceramic Society, 1981, p. 1-24.
17. *Flexural Strength of High-Performance Ceramics at Ambient Temperatures*. Department of the Army MIL STD 1942(MR), 21 November 1983.
18. QUINN, G. D., and KATZ, R. N. *Stepped Temperature Stress Rupture Testing of Silicon-Based Ceramics*. Am. Ceram. Soc. Bull., v. 57, no. 11, 1978, p. 1057-1058.
19. SWAB, J. J. *Properties of Yttria-Tetragonal Zirconia Polycrystal (Y-TZP) Materials After Long-Term Exposure to Elevated Temperatures*. U.S. Army Materials Technology Laboratory, MTL TR 89-21, prepared for Oak Ridge National Laboratory for the U.S. Department of Energy under Interagency Agreement DE-AI05-84OR21411, March 1989.
20. BRYZIK, W., and KAMO, R. *TACOM/Cummins Adiabatic Engine Program*. SAE Paper 830314 in SP-543 - The Adiabatic Diesel Engine, SAE International Congress and Exposition, Detroit, MI, 1983, p. 21-45.
21. MARRA, J. C. *The Effect of High Temperature Aging on the Microstructure and Properties of Yttria Stabilized Zirconia Polycrystals (Y-TZP)*. Masters Thesis, Worcester Polytechnic Institute, Worcester, MA, July 1988.

DISTRIBUTION LIST

| No. of Copies | To |
|------------------|--|
| 1 | Office of the Under Secretary of Defense for Research and Engineering, The Pentagon, Washington, DC 20301 |
| | Commander, U.S. Army Laboratory Command, 2800 Powder Mill Road, Adelphi, MD 20783-1145 |
| 1 | ATTN: AMSLC-IM-TL |
| 1 | AMSLC-CT |
| | Commander, Defense Technical Information Center, Cameron Station, Building 5, 5010 Duke Street, Alexandria, VA 22304-6145 |
| 2 | ATTN: DTIC-FDAC |
| 1 | Metals and Ceramics Information Center, Battelle Columbus Laboratories, 505 King Avenue, Columbus, OH 43201 |
| | Commander, Army Research Office, P.O. Box 12211, Research Triangle Park, NC 27709-2211 |
| 1 | ATTN: Information Processing Office |
| | Commander, U.S. Army Materiel Command, 5001 Eisenhower Avenue, Alexandria, VA 22333 |
| 1 | ATTN: AMCLD |
| | Commander, U.S. Army Materiel Systems Analysis Activity, Aberdeen Proving Ground, MD 21005 |
| 1 | ATTN: AMXS-MP, H. Cohen |
| | Commander, U.S. Army Missile Command, Redstone Scientific Information Center, Redstone Arsenal, AL 35898-5241 |
| 1 | ATTN: AMSMI-RD-CS-R/Doc |
| 1 | AMSMI-RLM |
| | Commander, U.S. Army Armament, Munitions and Chemical Command, Dover, NJ 07801 |
| 2 | ATTN: Technical Library |
| 1 | AMDAR-LCA, Mr. Harry E. Peibly, Jr., PLASTEC, Director |
| | Commander, U.S. Army Natick Research, Development and Engineering Center, Natick, MA 01760 |
| 1 | ATTN: Technical Library |
| | Commander, U.S. Army Satellite Communications Agency, Fort Monmouth, NJ 07703 |
| 1 | ATTN: Technical Document Center |
| | Commander, U.S. Army Tank-Automotive Command, Warren, MI 48397-5000 |
| 1 | ATTN: AMSTA-ZSK |
| 2 | AMSTA-TSL, Technical Library |
| | Commander, White Sands Missile Range, NM 88002 |
| 1 | ATTN: STEWS-WS-VT |
| | President, Airborne, Electronics and Special Warfare Board, Fort Bragg, NC 28307 |
| 1 | ATTN: Library |
| | Director, U.S. Army Ballistic Research Laboratory, Aberdeen Proving Ground, MD 21005 |
| 1 | ATTN: SLCBR-TSB-S (STINFO) |
| | Commander, Dugway Proving Ground, Dugway, UT 84022 |
| 1 | ATTN: Technical Library, Technical Information Division |
| | Commander, Harry Diamond Laboratories, 2800 Powder Mill Road, Adelphi, MD 20783 |
| 1 | ATTN: Technical Information Office |
| | Director, Benet Weapons Laboratory, LCWSL, USA AMCCOM, Watervliet, NY 12189 |
| 1 | ATTN: AMSMC-LCB-TL |
| 1 | AMSMC-LCB-R |
| 1 | AMSMC-LCB-RM |
| 1 | AMSMC-LCB-RP |
| | Commander, U.S. Army Foreign Science and Technology Center, 220 7th Street, N.E., Charlottesville, VA 22901 |
| 1 | ATTN: Military Tech |

| No. of Copies | To |
|------------------|--|
| 1 | Commander, U.S. Army Aeromedical Research Unit, P.O. Box 577, Fort Rucker, AL 36360 ATTN: Technical Library |
| 1 | Commander, U.S. Army Aviation Systems Command, Aviation Research and Technology Activity, Aviation Applied Technology Directorate, Fort Eustis, VA 23604-5577 ATTN: SAVDL-E-MOS |
| 1 | U.S. Army Aviation Training Library, Fort Rucker, AL 36360 ATTN: Building 5906-5907 |
| 1 | Commander, U.S. Army Agency for Aviation Safety, Fort Rucker, AL 36362 ATTN: Technical Library |
| 1 | Commander, USACDC Air Defense Agency, Fort Bliss, TX 79916 ATTN: Technical Library |
| 1 | Commander, U.S. Army Engineer School, Fort Belvoir, VA 22060 ATTN: Library |
| 1 | Commander, U.S. Army Engineer Waterways Experiment Station, P. O. Box 631, Vicksburg, MS 39180 ATTN: Research Center Library |
| 1 | Commandant, U.S. Army Quartermaster School, Fort Lee, VA 23801 ATTN: Quartermaster School Library |
| 1 | Naval Research Laboratory, Washington, DC 20375 ATTN: Code 5830 |
| 2 | Dr. G. R. Yoder - Code 6384 |
| 1 | Chief of Naval Research, Arlington, VA 22217 ATTN: Code 471 |
| 1 | Edward J. Morrissey, AFWAL/MLTE, Wright-Patterson Air Force, Base, OH 45433 |
| 1 | Commander, U.S. Air Force Wright Aeronautical Laboratories, Wright-Patterson Air Force Base, OH 45433 ATTN: AFWAL/MLC |
| 1 | AFWAL/MLLP, M. Forney, Jr. |
| 1 | AFWAL/MLBC, Mr. Stanley Schulman |
| 1 | National Aeronautics and Space Administration, Marshall Space Flight Center, Huntsville, AL 35812 ATTN: R. J. Schwinghammer, EH01, Dir, M&P Lab |
| 1 | Mr. W. A. Wilson, EH41, Bldg. 4612 |
| 1 | U.S. Department of Commerce, National Institute of Standards and Technology, Gaithersburg, MD 20899 ATTN: Stephen M. Hsu, Chief, Ceramics Division, Institute for Materials Science and Engineering |
| 1 | Committee on Marine Structures, Marine Board, National Research Council, 2101 Constitution Ave., N.W., Washington, DC 20418 |
| 1 | Librarian, Materials Sciences Corporation, Guynedd Plaza 11, Bethlehem Pike, Spring House, PA 19477 |
| 1 | The Charles Stark Draper Laboratory, 68 Albany Street, Cambridge, MA 02139 |
| 1 | Wyman-Gordon Company, Worcester, MA 01601 ATTN: Technical Library |
| 1 | Lockheed-Georgia Company, 86 South Cobb Drive, Marietta, GA 30063 ATTN: Materials and Processes Engineering Dept. 71-11, Zone 54 |
| 1 | General Dynamics, Convair Aerospace Division, P.O. Box 748, Fort Worth, TX 76101 ATTN: Mfg. Engineering Technical Library |
| 1 | Mechanical Properties Data Center, Belfour Stulen Inc., 13917 W. Bay Shore Drive, Traverse City, MI 49684 |
| 2 | Director, U.S. Army Materials Technology Laboratory, Watertown, MA 02172-0001 ATTN: SLCMT-TML |
| 1 | Author |

U.S. Army Materials Technology Laboratory
Watertown, Massachusetts 02172-0001
PERFORMANCE OF Y-TZP MATERIALS BETWEEN
800°C and 1200°C -
Jeffrey J. Swab

AD

UNCLASSIFIED
UNLIMITED DISTRIBUTION

Key Words

Technical Report MTL TR 90-3, January 1990, 11 pp-
illus-tables, AMCMS Code 612105.H840011,
D/A Project 1L162105.AH84
Zirconia (Y-TZP)
High temperature materials
Strength (flexure)

The performance of seven yttria-tetragonal zirconia polycrystal materials in the 800°C to 1200°C temperature range was examined using stepped-temperature stress-rupture tests. The strength in this temperature range was significantly lower than the room temperature strength. This is due to a decrease in the chemical driving force for the tetragonal-to-monoclinic transformation. As a result, these materials are not suitable for high temperature structural applications. At these temperatures the strength is controlled by microstructural parameters such as grain size, grain size distribution, and porosity.

U.S. Army Materials Technology Laboratory
Watertown, Massachusetts 02172-0001
PERFORMANCE OF Y-TZP MATERIALS BETWEEN
800°C and 1200°C -
Jeffrey J. Swab

AD

UNCLASSIFIED
UNLIMITED DISTRIBUTION

Key Words

Technical Report MTL TR 90-3, January 1990, 11 pp-
illus-tables, AMCMS Code 612105.H840011,
D/A Project 1L162105.AH84
Zirconia (Y-TZP)
High temperature materials
Strength (flexure)

The performance of seven yttria-tetragonal zirconia polycrystal materials in the 800°C to 1200°C temperature range was examined using stepped-temperature stress-rupture tests. The strength in this temperature range was significantly lower than the room temperature strength. This is due to a decrease in the chemical driving force for the tetragonal-to-monoclinic transformation. As a result, these materials are not suitable for high temperature structural applications. At these temperatures the strength is controlled by microstructural parameters such as grain size, grain size distribution, and porosity.

U.S. Army Materials Technology Laboratory
Watertown, Massachusetts 02172-0001
PERFORMANCE OF Y-TZP MATERIALS BETWEEN
800°C and 1200°C -
Jeffrey J. Swab

AD

UNCLASSIFIED
UNLIMITED DISTRIBUTION

Key Words

Technical Report MTL TR 90-3, January 1990, 11 pp-
illus-tables, AMCMS Code 612105.H840011,
D/A Project 1L162105.AH84
Zirconia (Y-TZP)
High temperature materials
Strength (flexure)

The performance of seven yttria-tetragonal zirconia polycrystal materials in the 800°C to 1200°C temperature range was examined using stepped-temperature stress-rupture tests. The strength in this temperature range was significantly lower than the room temperature strength. This is due to a decrease in the chemical driving force for the tetragonal-to-monoclinic transformation. As a result, these materials are not suitable for high temperature structural applications. At these temperatures the strength is controlled by microstructural parameters such as grain size, grain size distribution, and porosity.

U.S. Army Materials Technology Laboratory
Watertown, Massachusetts 02172-0001
PERFORMANCE OF Y-TZP MATERIALS BETWEEN
800°C and 1200°C -
Jeffrey J. Swab

AD

UNCLASSIFIED
UNLIMITED DISTRIBUTION

Key Words

Technical Report MTL TR 90-3, January 1990, 11 pp-
illus-tables, AMCMS Code 612105.H840011,
D/A Project 1L162105.AH84
Zirconia (Y-TZP)
High temperature materials
Strength (flexure)

The performance of seven yttria-tetragonal zirconia polycrystal materials in the 800°C to 1200°C temperature range was examined using stepped-temperature stress-rupture tests. The strength in this temperature range was significantly lower than the room temperature strength. This is due to a decrease in the chemical driving force for the tetragonal-to-monoclinic transformation. As a result, these materials are not suitable for high temperature structural applications. At these temperatures the strength is controlled by microstructural parameters such as grain size, grain size distribution, and porosity.