



A Survey of U.S. Army Aeromedical Equipment (Reprint)

By

Glenn W. Mitchell

James E. Adams

Biomedical Applications Research Division

September 1989

DTIC
ELECTE
NOV 22 1989
S B D

Approved for public release; distribution unlimited.

89 11 21 020

United States Army Aeromedical Research Laboratory
Fort Rucker, Alabama 36362-5292

AD-A214 670

Notice

Qualified requesters

Qualified requesters may obtain copies from the Defense Technical Information Center (DTIC), Cameron Station, Alexandria, Virginia 22314. Orders will be expedited if placed through the librarian or other person designated to request documents from DTIC.

Change of address

Organizations receiving reports from the U.S. Army Aeromedical Research Laboratory on automatic mailing lists should confirm correct address when corresponding about laboratory reports.

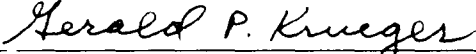
Disposition


Destroy this document when it is no longer needed. Do not return it to the originator.

Disclaimer


The views, opinions, and/or findings contained in this report are those of the author(s) and should not be construed as an official Department of the Army position, policy, or decision, unless so designated by other official documentation. Citation of trade names in this report does not constitute an official Department of the Army endorsement or approval of the use of such commercial items.

Reviewed:


GERALD P. KRUEGER, Ph.D.,
LTC, MS
Director, Biomedical Application
Research Division


J. D. LaMOTHE, Ph.D.
COL, MS
Chairman, Scientific
Review Committee

Released for publication:


DAVID H. KARNEY
Colonel, MC
Commanding

REPORT DOCUMENTATION PAGE				Form Approved OMB No. 0704-0188	
1a. REPORT SECURITY CLASSIFICATION Unclassified			1b. RESTRICTIVE MARKINGS		
2a. SECURITY CLASSIFICATION AUTHORITY			3. DISTRIBUTION/AVAILABILITY OF REPORT Public release; distribution unlimited		
2b. DECLASSIFICATION/DOWNGRADING SCHEDULE					
4. PERFORMING ORGANIZATION REPORT NUMBER(S) USAARL Report No. 89-21			5. MONITORING ORGANIZATION REPORT NUMBER(S)		
6a. NAME OF PERFORMING ORGANIZATION U.S. Army Aeromedical Research Laboratory		6b. OFFICE SYMBOL (If applicable)	7a. NAME OF MONITORING ORGANIZATION		
6c. ADDRESS (City, State, and ZIP Code) P.O. Box 577 Fort Rucker, Alabama 36362-5292			7b. ADDRESS (City, State, and ZIP Code)		
8a. NAME OF FUNDING/SPONSORING ORGANIZATION		8b. OFFICE SYMBOL (If applicable)	9. PROCUREMENT INSTRUMENT IDENTIFICATION NUMBER		
8c. ADDRESS (City, State, and ZIP Code)			10. SOURCE OF FUNDING NUMBERS		
			PROGRAM ELEMENT NO.	PROJECT NO.	TASK NO.
11. TITLE (Include Security Classification) (U) A survey of U.S. Army aeromedical equipment					
12. PERSONAL AUTHOR(S) Glenn W. Mitchell, James E. Adams					
13a. TYPE OF REPORT Technical		13b. TIME COVERED FROM _____ TO _____		14. DATE OF REPORT (Year, Month, Day) 1989 September	
15. PAGE COUNT 4					
16. SUPPLEMENTARY NOTATION Originally published in <u>Aviation, Space, & Environmental Medicine</u> Vol 60, No. 8, 807-810, 1989					
17. COSATI CODES			18. SUBJECT TERMS (Continue on reverse if necessary and identify by block number)		
FIELD	GROUP	SUB-GROUP	Aeromedical evacuation; helicopter ambulance; MEDEVAC;		
06	12		medical equipment testing; <i>et al</i>		
23	06				
19. ABSTRACT (Continue on reverse if necessary and identify by block number) Medical equipment is necessary to support patients requiring air transportation, but it may not be compatible with the aviation environment. Aircraft systems may cause errors in the functioning of medical equipment, or that equipment may interfere with the aircraft. Medical equipment has been tested, primarily for fixed wing aircraft, to military standards by the U.S. Air Force. This study reports 1986 and 1987 surveys which documents the use of such equipment on U.S. Army medical evacuation aircraft and compares items in current use to the U.S. Air Force's test results. Of the 115 different nonissue items reported in use, 32 have been formally evaluated, and 9 of those were judged unacceptable for use on aircraft. Only two items reported in the survey were tested inflight in helicopters. The remaining 83 items have not been tested. Helicopters have unique requirements, and the U.S. Army has begun a program to evaluate medical equipment for helicopter use.					
20. DISTRIBUTION/AVAILABILITY OF ABSTRACT <input type="checkbox"/> UNCLASSIFIED/UNLIMITED <input checked="" type="checkbox"/> SAME AS RPT. <input type="checkbox"/> DTIC USERS			21. ABSTRACT SECURITY CLASSIFICATION Unclassified		
22a. NAME OF RESPONSIBLE INDIVIDUAL Chief, Scientific Information Center			22b. TELEPHONE (Include Area Code) (205) 255-6907		22c. OFFICE SYMBOL SGRD-UAX-SI

TECHNICAL NOTE

A Survey of U.S. Army Aeromedical Equipment

GLENN W. MITCHELL, M.D., and JAMES E. ADAMS, B.A.

MITCHELL GW, ADAMS JE. *A survey of U.S. Army aeromedical equipment*. *Aviat. Space Environ. Med.* 1989; 60:807-10.

Medical equipment is necessary to support patients requiring air transportation, but it may not be compatible with the aviation environment. Aircraft systems may cause errors in the functioning of medical equipment, or that equipment may interfere with the aircraft. Medical equipment has been tested, primarily for fixed wing aircraft, to military standards by the U.S. Air Force. This study reports 1986 and 1987 surveys which document the use of such equipment on U.S. Army medical evacuation aircraft and compares items in current use to the the U.S. Air Force's test results. Of the 115 different nonissue items reported in use, 32 have been formally evaluated, and 9 of those were judged unacceptable for use on aircraft. Only two items reported in the survey were tested inflight in helicopters. The remaining 83 items have not been tested. Helicopters have unique requirements, and the U.S. Army has begun a program to evaluate medical equipment for helicopter use.

The use of the helicopter as a platform for medical evacuation (MEDEVAC) was proven to be effective during the Korean conflict with the use of the H-5 and the H-13 "Angel of Mercy." But it was not until the transportation of almost 900,000 sick and wounded during the Vietnam conflict (2) that the role of the helicopter in aeromedical evacuation caught the public's attention. In the Korean conflict, aeromedical evacuation missions carried no medical personnel and provided little in the way of definitive treatment. During the Vietnam conflict, patient interventions by MEDEVAC crews consisted of more definitive emergency treatment, such as airway control and blood volume expansion,

using equipment sets carried by the medics. With the establishment of the Military Assistance to Safety and Traffic (MAST) program in the early 1970's, MAST units, assisting civilian emergency medical services systems, achieved additional advances in onboard patient care with the addition of life support equipment.

Advanced life support equipment carried by MAST and other MEDEVAC units was acquired through interactions with supported medical treatment facilities and civilian emergency medical services. The addition of advanced life support equipment enhanced the quality of medical care available to air ambulance patients, but little consideration was given to the potential hazards of using equipment that may not be compatible with the aircraft or the flight environment.

Use of medical equipment on aircraft presents a unique problem. Items necessary to support a patient requiring air transportation may not be compatible with the aviation environment. Aircraft systems, such as those emitting electrical signals, may cause errors in the functioning of medical equipment and lead to improper diagnoses and treatments which endanger the patient. Onboard medical equipment can also interfere with the aircraft systems and compromise the safety of the entire crew. There are military standards for equipment to be used aboard aircraft, and medical equipment items have been tested by the U.S. Air Force (USAF) for military use (1,3-8). However, most of that testing has been directed toward fixed-wing aircraft. Helicopters have unique requirements, and much of the available medical equipment proposed for use in helicopters must be tested for that application.

The U.S. Army Aeromedical Research Laboratory (USAARL) developed a program to provide technical test and evaluation of medical equipment for use onboard Army helicopters. The focus is on aeromedical evacuation mission medical equipment that is supplemental to the essential medical equipment listed in Army Regulation 40-2 and supplemental to the medical equipment set (MES) authorized by the current Table of Organization and Equipment (TO&E). To obtain information on the types of supplemental medical equipment

From the United States Army Aeromedical Research Laboratory, Fort Rucker, Alabama. LTC Mitchell was formerly Chief, Crew Life Support Branch, Biomedical Applications Research Division, Ft. Rucker, AL, and is currently completing his residency in Aerospace Medicine.

This manuscript was received for review in November 1988. The revised manuscript was accepted for publication in January 1989.

Address reprint requests to: Scientific Information Center, U.S. Army Aeromedical Research Laboratory, P.O. Box 577, Ft. Rucker, AL 36362-5292.

The opinions or assertions contained herein are the private views of the authors and are not to be construed as official or as reflecting the views of the Department of Defense unless otherwise noted.

MEDEVAC EQUIPMENT SURVEY—MITCHELL & ADAMS

TABLE III. NUMBER OF COMBINED MEDICAL ITEMS BY USAFSAM ACCEPTABILITY AND HELICOPTER INFLIGHT TESTING (IFT) STATUS.

Helicopter acceptability	Fixed-wing aircraft		
	Acceptable	Not acceptable	Not evaluated
Yes w/ IFT	1	0	83
Yes w/o IFT	10	0	0
No w/ IFT	0	1	0
No w/o IFT	10	8	0
Missing data*	2	0	0
TOTAL	23	9	83

* Helicopter suitability for two medical items is not determined due to missing test data.

ated by the USAF, only 2 items had helicopter inflight testing. Unless the USAF has a request to test medical equipment from its Aerospace Rescue and Recovery Service (ARRS) or the U.S. Army Medical Department Board through a Letter of Agreement, aeromedical equipment technical feasibility testing is fixed-wing aircraft oriented only.

Medical items were then regrouped by equipment function type and acceptability. The results for acceptable and unacceptable or not tested equipment are shown in Tables IV and V, respectively, by equipment category. The miscellaneous equipment category includes many passive devices, such as special purpose stretchers and immobilizers, that are unlikely to interfere with other equipment and require only environmental testing. Most of these items also do not require formal safety of flight releases unless they are attached to the airframe.

Comments by the respondents on both survey cycles were recorded. Army air ambulance units reported using equipment, some evaluated and approved for aeromedical evacuation use, which "would not stay in calibration," which was "unreliable," "inaccurate," gave "irregular . . . readings," and was interfered with by helicopter vibrations which "caused too erratic readings," or "created erroneous results."

DISCUSSION

Army air ambulance units have acquired medical equipment through hospitals and commercial purchase to supplement medical equipment authorized by the TO&E. The acquisition of supplemental medical equipment was an effort by some Army air ambulance units

to upgrade the quality of life support provided to the community through the Military Assistance to Safety and Traffic Program. Other medical equipment not owned by air ambulance units routinely accompanies patients during interhospital transfers or from onscene pickup points to a treatment facility.

In most cases, the supplementary equipment used has not been evaluated sufficiently to have formal safety approval. Several adverse situations are possible: 1) the equipment may not be safe to operate in an aviation environment; 2) the equipment may interfere with aircraft systems; 3) the equipment may give false indications of a patient's condition due to aircraft system interference; and 4) the equipment may not be installed on the aircraft safely enough to prevent further injury to the patient during adverse flight conditions.

In the past, clearance to use medical items onboard Army air ambulances has been based on a U.S. Army Health Services Command policy that recommended use of USAF approved medical items. The USAF technical report identifies acceptable or not acceptable status for each item of equipment for all aircraft. An informal review by USAFSAM personnel in 1988 revealed that not all of the medical items listed as acceptable are necessarily suitable for helicopters either by military standards or flight tests. In addition, no known safety-of-flight releases have been obtained through the U.S. Army Aviation Systems Command for any of the listed equipment.

TABLE V. NUMBER OF MEDICAL EQUIPMENT ITEMS DETERMINED NOT ACCEPTABLE OR NOT EVALUATED FOR AIRCRAFT USE (USAFSAM) BY CATEGORY.

Equipment category	Not acceptable	Not evaluated
Cardiac/defibrillator/monitor/recorders	2	0
Infusion pumps	3	2
Electronic blood pressure monitors	0	5
Respirators/ventilators/resuscitators	1	3
Suction equipment	1	9
Transport incubators	1	2
Oxygen equipment/humidifiers	1	21
Miscellaneous*	0	41
TOTAL	9	83

* Miscellaneous includes medical items such as extrication devices, traction devices, litters, etc.

TABLE IV. NUMBER OF MEDICAL EQUIPMENT ITEMS DETERMINED ACCEPTABLE FOR FIXED-WING AIRCRAFT AND/OR HELICOPTER USE (USAFSAM) BY CATEGORY.

Equipment category	Fixed-wing	Helicopter
Cardiac defibrillator/monitor/recorders	5	4
Infusion pumps	2	1
Electronic blood pressure monitors	2	1
Respirators/ventilators/resuscitators	8	1
Suction equipment	3	2
Transport incubators	1	1
TOTAL	21	10

A-1 20

MEDEVAC EQUIPMENT SURVEY—MITCHELL & ADAMS

The new U.S. Army program will provide technical feasibility testing, including inflight tests, for all medical equipment to be used aboard Army aircraft. The volume of equipment to be tested will be compounded by the rapid development of new medical technology for use during patient transports. For example, advanced cardiac equipment, such as intraaortic balloon pumps, was not used by any of the units in 1986-87, but is now being used during air ambulance transfers. The situation in civilian emergency air ambulance operations is not known, although it is presumed to be similar.

The results of this survey support the need for evaluation of both fixed and rotary wing suitability for all medical equipment to be used aboard aircraft, both military and civilian. Items routinely transferred between aircraft types will, of course, require both types of testing. Liaison between the Army and Air Force programs has already been established.

CONCLUSION

The results of two complementary surveys of U.S. Army air ambulance units show that some units have been using medical equipment that may not be suitable for use onboard helicopters. The U.S. Air Force School of Aerospace Medicine conducts a test and evaluation program for USAF aeromedical equipment, but the program emphasis is understandably fixed-wing oriented due to USAF mission requirements. Although Army aeromedical equipment should be compatible with

USAF aircraft for patient transfers, this equipment should also be tested to rotary wing aircraft standards, including inflight testing on appropriate helicopters. A new U.S. Army program has been designed to meet this need. The need for such testing has implications for civilian helicopter aeromedical services as well.

REFERENCES

1. Curtis JL. Development of transportable airborne therapeutic station. Brooks AFB, TX: USAF School of Aerospace Medicine, 1973; Report No. TR-74-15.
2. Dorland P, Nanney J, Dustoff: Army aeromedical evacuation, Vietnam. Washington, DC: U.S. Government Printing Office, 1982.
3. Emergency Care Research Institute. Evaluation of emergency medical devices and systems. Vol. I-IV. Philadelphia, PA: Emergency Care Research Institute, 1977; Report Numbers NCHSR-77/131-134.
4. Kataoka RW, Borkat FR. Military vital sign monitor. San Diego, CA: Naval Ocean Systems Center, 1984; Report No. TR-992.
5. Land PA, Warfel LA. Status report on medical material items tested and evaluated for use in the USAF Aeromedical Evacuation System. Brooks AFB, TX: USAF School of Aerospace Medicine, 1986; Report No. TR-86-10.
6. Mendelson ES. Observations on stethoscope efficiency. Johnsonville, PA: Naval Air Development Center, 1968; Report No. AC-6710.
7. Stoner DL, Cooke JP. Evaluation of intratracheal cuffs for aeromedical evacuation. Brooks AFB, TX: USAF School of Aerospace Medicine, 1973; Report No. TR-73-50.
8. U.S. Department of the Air Force. Test and evaluation planning guide for aeromedical equipment. Washington, DC: Department of the Air Force, 1987.

Initial distribution

Commander
U.S. Army Natick Research
and Development Center
ATTN: Documents Librarian
Natick, MA 01760

Naval Submarine Medical
Research Laboratory
Medical Library, Naval Sub Base
Box 900
Groton, CT 06340

Commander/Director
U.S. Army Combat Surveillance
& Target Acquisition Lab
ATTN: DELCS-D
Fort Monmouth, NJ 07703-5304

Commander
10th Medical Laboratory
ATTN: Audiologist
APO New York 09180

Commander
Naval Air Development Center
Biophysics Lab
ATTN: G. Kydd
Code 60B1
Warminster, PA 18974

Naval Air Development Center
Technical Information Division
Technical Support Detachment
Warminster, PA 18974

Commanding Officer
Naval Medical Research
and Development Command
National Naval Medical Center
Bethesda, MD 20014

Under Secretary of Defense
for Research and Engineering
ATTN: Military Assistant
for Medical and Life Sciences
Washington, DC 20301

Commander
U.S. Army Research Institute
of Environmental Medicine
Natick, MA 01760

U.S. Army Avionics Research
and Development Activity
ATTN: SAVAA-P-TP
Fort Monmouth, NJ 07703-5401

U.S. Army Research and Development
Support Activity
Fort Monmouth, NJ 07703

Chief, Benet Weapons Laboratory
LCWSL, USA ARRADCOM
ATTN: DRDAR-LCB-TL
Watervliet Arsenal, NY 12189

Commander
Man-Machine Integration System
Code 602
Naval Air Development Center
Warminster, PA 18974

Commander
Naval Air Development Center
ATTN: Code 6021 (Mr. Brindle)
Warminster, PA 18974

Commanding Officer
Harry G. Armstrong Aerospace
Medical Research Laboratory
Wright-Patterson
Air Force Base, OH 45433

Director
Army Audiology and Speech Center
Walter Reed Army Medical Center
Washington, DC 20307-5001

Commander
U.S. Army Medical Research
Institute of Infectious Diseases
Fort Detrick, Frederick,
MD 21701

Director, Biological
Sciences Division
Office of Naval Research
600 North Quincy Street
Arlington, VA 22217

Commander
U.S. Army Materiel Command
ATTN: AMCDE-XS
5001 Eisenhower Avenue
Alexandria, VA 22333

Commandant
U.S. Army Aviation
Logistics School
ATTN: ATSQ-TDN
Fort Eustis, VA 23604

U.S. Army Training
and Doctrine Command
ATTN: ATCD-ZX
Fort Monroe, VA 23651

Structures Laboratory Library
USARTL-AVSCOM
NASA Langley Research Center
Mail Stop 266
Hampton, VA 23665

Naval Aerospace Medical
Institute Library
Bldg 1953, Code 102
Pensacola, FL 32508

Command Surgeon
U.S. Central Command
MacDill Air Force Base
FL 33608

Air University Library
(AUL/LSE)
Maxwell AFB, AL 36112

Commander
U.S. Army Biomedical Research
and Development Laboratory
ATTN: SGRD-UBZ-I
Fort Detrick, Frederick,
MD 21701

Defense Technical
Information Center
Cameron Station
Alexandria, VA 22313

U.S. Army Foreign Science
and Technology Center
ATTN: MTZ
220 7th Street, NE
Charlottesville, VA 22901-5396

Director,
Applied Technology Laboratory
USARTL-AVSCOM
ATTN: Library, Building 401
Fort Eustis, VA 23604

U.S. Army Training
and Doctrine Command
ATTN: Surgeon
Fort Monroe, VA 23651-5000

Aviation Medicine Clinic
TMC #22, SAAF
Fort Bragg, NC 28305

U.S. Air Force Armament
Development and Test Center
Eglin Air Force Base, FL 32542

U.S. Army Missile Command
Redstone Scientific
Information Center
ATTN: Documents Section
Redstone Arsenal, AL 35898-5241

U.S. Army Research and Technology
Laboratories (AVSCOM)
Propulsion Laboratory MS 302-2
NASA Lewis Research Center
Cleveland, OH 44135

AFAMRL/HEX
Wright-Patterson AFB, OH 45433

University of Michigan
NASA Center of Excellence
in Man-Systems Research
ATTN: R. G. Snyder, Director
Ann Arbor, MI 48109

John A. Dellinger,
Southwest Research Institute
P. O. Box 28510
San Antonio, TX 78284

Product Manager
Aviation Life Support Equipment
ATTN: AMCPM-ALSE
4300 Goodfellow Blvd.
St. Louis, MO 63120-1798

Commander
U.S. Army Aviation
Systems Command
ATTN: AMSAV-ED
4300 Goodfellow Blvd
St. Louis, MO 63120

Commanding Officer
Naval Biodynamics Laboratory
P.O. Box 24907
New Orleans, LA 70189

U.S. Army Field Artillery School
ATTN: Library
Snow Hall, Room 14
Fort Sill, OK 73503

Commander
U.S. Army Health Services Command
ATTN: HSOP-SO
Fort Sam Houston, TX 78234-6000

U.S. Air Force Institute
of Technology (AFIT/LDEE)
Building 640, Area B
Wright-Patterson AFB, OH 45433

Henry L. Taylor
Director, Institute of Aviation
University of Illinois-
Willard Airport
Savoy, IL 61874

COL Craig L. Urbauer, Chief
Office of Army Surgeon General
National Guard Bureau
Washington, DC 50310-2500

Commander
U.S. Army Aviation
Systems Command
ATTN: SGRD-UAX-AL (MAJ Lacy)
4300 Goodfellow Blvd., Bldg 105
St. Louis, MO 63120

U.S. Army Aviation Systems Command
Library and Information
Center Branch
ATTN: AMSAV-DIL
4300 Goodfellow Blvd
St. Louis, MO 63120

Federal Aviation Administration
Civil Aeromedical Institute
CAMI Library AAC 64D1
P.O. Box 25082
Oklahoma City, OK 73125

Commander
U.S. Army Academy
of Health Sciences
ATTN: Library
Fort Sam Houston, TX 78234

Commander
U.S. Army Institute
of Surgical Research
ATTN: SGRD-USM (Jan Duke)
Fort Sam Houston, TX 78234-6200

Director of Professional Services
AFMSC/GSP
Brooks Air Force Base, TX 78235

U.S. Army Dugway Proving Ground
Technical Library
Bldg 5330
Dugway, UT 84022

U.S. Army Yuma Proving Ground
Technical Library
Yuma, AZ 85364

AFFTC Technical Library
6520 TESTG/ENXL
Edwards Air Force Base,
CAL 93523-5000

Commander
Code 3431
Naval Weapons Center
China Lake, CA 93555

Aeromechanics Laboratory
U.S. Army Research
and Technical Labs
Ames Research Center,
M/S 215-1
Moffett Field, CA 94035

Sixth U.S. Army
ATTN: SMA
Presidio of San Francisco,
CA 94129

Commander
U.S. Army Aeromedical Center
Fort Rucker, AL 36362

U.S. Air Force School
of Aerospace Medicine
Strughold Aeromedical Library
Documents Section, USAFSAM/TSK-4
Brooks Air Force Base, TX 78235

Dr. Diane Damos
Department of Human Factors
ISSM, USC
Los Angeles, CA 90089-0021

U.S. Army White Sands
Missile Range
Technical Library Division
White Sands Missile Range,
NM 88002

U.S. Army Aviation Engineering
Flight Activity
ATTN: SAVTE-M (Tech Lib)
Stop 217
Edwards Air Force Base,
CA 93523-5000

Ms. Sandra G. Hart
Ames Research Center
MS 239-5
Moffett Field, CA 94035

Commander
Letterman Army Institute
of Research
ATTN: Medical Research Library
Presidio of San Francisco,
CA 94129

Director
Naval Biosciences Laboratory
Naval Supply Center, Bldg 844
Oakland, CA 94625

Commander
U.S. Army Medical Materiel
Development Activity
Fort Detrick, Frederick,
MD 21701-5009

Commander, U.S. Army
Aviation Center
Directorate
of Combat Developments
Bldg 507
Fort Rucker, AL 36362

Chief
Army Research Institute
Field Unit
Fort Rucker, AL 36362

Commander
U.S. Army Safety Center
Fort Rucker, AL 36362

U.S. Army Aircraft Development
Test Activity
ATTN: STEBG-MP-QA
Cairns AAF
Fort Rucker, AL 36362

Commander
U.S. Army Medical Research
and Development Command
ATTN: SGRD-PLC (COL Sedge)
Fort Detrick, Frederick
MD 21701

MAJ John Wilson
TRADOC Aviation LO
Embassy of the United States
APO New York 09777

Directorate
of Training Development
Bldg 502
Fort Rucker, AL 36362

Chief
Human Engineering Laboratory
Field Unit
Fort Rucker, AL 36362

Commander
U.S. Army Aviation Center
and Fort Rucker
ATTN: ATZQ-T-ATL
Fort Rucker, AL 36362

President
U.S. Army Aviation Board
Cairns AAF
Fort Rucker, AL 36362

Dr. William E. McLean
Human Engineering Laboratory
ATTN: SLCHE-BR
Aberdeen Proving Ground,
MD 21005-5001