

AD-R167 400

A CHINCHILLA RESTRAINT SYSTEM(U) TEXAS UNIV AT DALLAS
CALLIER CENTER FOR COMMUNICATION DISORDERS
C E HARGETT ET AL. JAN 86 USAARL-86-1 DAND17-88-C-0109


1/1

UNCLASSIFIED

F/G 6/10

NL





MICROCOPY RESOLUTION TEST CHART
NATIONAL BUREAU OF STANDARDS-1963-A

12



USAARL REPORT NO. 86-1

AD-A167 408

A CHINCHILLA RESTRAINT SYSTEM

By

C.E. Hargett, Jr.

CALLIER CENTER FOR COMMUNICATION DISORDERS ✓

University of Texas at Dallas

James H. Patterson, Jr.

Dennis L. Curd

Melvin Carrier, Jr.

Illa M. Lomba Gautier

SENSORY RESEARCH DIVISION

and

Robert J. Jones

TECHNICAL AND LOGISTICAL SERVICES DIVISION

DTIC FILE COPY

January 1986

DTIC

ELECTRONIC

MAY 05 1986

86 5 5 E 023

Approved for public release, distribution unlimited.

USAARL

NOTICE

Qualified Requesters

Qualified requesters may obtain copies from the Defense Technical Information Center (DTIC), Cameron Station, Alexandria, Virginia, 22314. Orders will be expedited if placed through the librarian or other person designated to request documents from DTIC.

Change of Address

Organizations receiving reports from the U.S. Army Aeromedical Research Laboratory on automatic mailing lists should confirm correct address when corresponding about laboratory reports.

Disposition

Destroy this report when it is no longer needed. Do not return it to the originator.

Disclaimer


The views, opinions, and/or findings contained in this report are those of the authors and should not be construed as an official Department of the Army position, policy, or decision, unless so designated by other official documentation. Citation of trade names in this report does not constitute an official Department of the Army endorsement or approval of the use of such commercial items.

Animal Use


In conducting the research described in this report, the investigators adhered to the "Guide for Laboratory Animal Facilities and Care," as promulgated by the Committee on the Guide for Laboratory Animal Resources, National Academy of Sciences-National Research Council.

Reviewed:


BRUCE C. LEIBRECHT, LTC, MS
Director, Sensory Research
Division


J. D. LaMOTHE, LTC, MS
Chairman, Scientific Review
Committee

Released for Publication:


DUDLEY R. PRICE
Colonel, MC
Commanding

UNCLASSIFIED

SECURITY CLASSIFICATION OF THIS PAGE (When Data Entered)

REPORT DOCUMENTATION PAGE		READ INSTRUCTIONS BEFORE COMPLETING FORM
1. REPORT NUMBER USAARL Report No. 86-1	2. GOVT ACCESSION NO. AD-A167408	3. RECIPIENT'S CATALOG NUMBER
4. TITLE (and Subtitle) A Chinchilla Restraint System	5. TYPE OF REPORT & PERIOD COVERED	
	6. PERFORMING ORG. REPORT NUMBER	
7. AUTHOR(s) C.E. Hargett, Jr., James H. Patterson, Jr., Dennis L. Curd, Melvin Carrier, Jr., Iliia M. Lomba Gautier, and Robert J. Jones	8. CONTRACT OR GRANT NUMBER(s) DAMD 17-80-C-0109	
9. PERFORMING ORGANIZATION NAME AND ADDRESS Sensory Research Division US Army Aeromedical Research Laboratory Fort Rucker, AL 36362-5000	10. PROGRAM ELEMENT, PROJECT, TASK AREA & WORK UNIT NUMBERS 61102A, 3M161102BS10 CB 282	
11. CONTROLLING OFFICE NAME AND ADDRESS US Army Medical Research and Development Command Fort Detrick Frederick, MD 21701-5012	12. REPORT DATE January 1986	
	13. NUMBER OF PAGES 22	
14. MONITORING AGENCY NAME & ADDRESS (if different from Controlling Office)	15. SECURITY CLASS. (of this report) Unclassified	
	15a. DECLASSIFICATION/DOWNGRADING SCHEDULE	
16. DISTRIBUTION STATEMENT (of this Report) Approved for public release; distribution unlimited.		
17. DISTRIBUTION STATEMENT (of the abstract entered in Block 20, if different from Report)		
18. SUPPLEMENTARY NOTES		
19. KEY WORDS (Continue on reverse side if necessary and identify by block number) Chinchilla Restraint System impulse Noise Natural Behavior		
20. ABSTRACT (Continue on reverse side if necessary and identify by block number) A restraint system is described that uses the chinchilla's natural behavior to accomplish positive positioning relative to the sound source for the exposure of research subjects to high intensity impulse noise. Photographs of the system in use and detailed drawings for construction are included. Using this system, 108 chinchillas were exposed without mishap.		

DD FORM 1 JAN 73 1473

EDITION OF 1 NOV 65 IS OBSOLETE

UNCLASSIFIED

SECURITY CLASSIFICATION OF THIS PAGE (When Data Entered)

TABLE OF CONTENTS

	PAGE NO.
List of Figures.....	2
Introduction.....	3
Methods and Materials.....	3
Results and Conclusions.....	9
References.....	11
Appendixes	
A. Detailed Drawings for Construction of The Chinchilla Restraint System.....	12
B. List of Equipment Manufacturers.....	16

Accession For	
NTIS GRA&I	<input checked="" type="checkbox"/>
DTIC TAB	<input type="checkbox"/>
Unannounced	<input type="checkbox"/>
Justification	
By _____	
Distribution/ _____	
Availability Codes	
Dist	Avail and/or Special
A-1	



LIST OF FIGURES

FIGURE NO.		PAGE NO.
1	Chinchilla in restraint system ready for exposure.....	4
2	Body wrap with fastener.....	4
3	Body wrap support.....	6
4	Pinna position stabilizer.....	6
5	Chinchilla restraint system hanger.....	7
6	Body wrap partially closed.....	7
7	Completely enclosed subject.....	8
8	Complete chinchilla restraint system (CRS) without subject in place for clarity.....	8
9	Chinchilla with taped pinna.....	10
10	Chinchilla ready for exposure.....	10

INTRODUCTION

In studies of noise-induced hearing loss in chinchillas, it is necessary to restrain the animal in a known noise field for the duration of the exposure (Figure 1). In studies of continuous noise effects, a small cage in which the subject is free to move about has been used (Burdick et al., 1978; Burdick, 1982). The orientation of the subject in studies of continuous noise effects is not critical due to the omnidirectional nature of the exposure. In contrast, freefield impulse noise is a highly directional sound field by its essential nature. The need to restrain the research subject and fix its orientation relative to the source of the impulse is critical in impulse noise exposures (Patterson et al., 1985). Only three references were found in the literature about chinchilla restraining devices, (Lawson, Barranco, and Sorenson, 1966; Leibrecht, 1974; and Strout, 1976). These devices were applicable more for routine clinical procedures, administering medication, detecting motion, and collecting semen for reproduction studies. None were suited for auditory research. This led us to develop the chinchilla restraint system (CRS).

The function of the CRS is to maintain a chinchilla in a stable, immobile position which can be standardized for all subjects during studies of noise-induced hearing loss. The CRS accomplishes this using the chinchilla's own natural tendencies as a burrowing creature. In the wild, they live in small caves and clefts in rock formations which provide natural protection from predators. With little means to protect themselves, remaining immobile in small places adds to the chinchilla's protection afforded by the natural camouflage (Bowen and Jenkins, 1969). The CRS provides an artificial burrow in which a chinchilla seems content to remain quiet for extended periods. This report details the design and use of the CRS.

METHODS AND MATERIALS

The CRS consists of four major components. Each is listed with a brief description of its function.



FIGURE 1. Chinchilla in restraint system ready for exposure.




FIGURE 2. Body wrap with fastener.

The body wrap (Figure 2) is a piece of 2.4-2.8 mm thick leather with Velcro* closures that encases the subject. The wrap has holes cut out for both pinnae and both rear legs to protrude (Appendix A).

The body wrap support (Figure 3) is a 1.2-1.6 mm thick leather piece with Velcro closures that encases the body wrap and attaches it to the system hanger (Appendix A).

The pinna position stabilizer (Figure 4) is a 2.0 mm single strand of copper wire mounted in a plastic base and shaped to the approximate natural contour of a chinchilla pinna. The pinna position stabilizer lies between the body wrap support and the body wrap. The flexible wire allows the contour to vary with individual subjects (Appendix A).

The chinchilla restraint system hanger (Figure 5) is a metal device fabricated in the USAARL machine shop. It attaches the twin parallel loops of the body wrap support to the support base. Thus, the hanger positions the entire system and its enclosed subject correctly in the sound field (Appendix A).

As can be seen in Figure 6, which shows the body wrap partially closed, the tube being formed encloses the chinchilla snugly with only pinnae, rear legs, and tail exposed. Figure 7 shows a completely enclosed subject.

Figure 8 shows, for clarity, the complete assembly without subject in place. Once secure around the chinchilla, the body wrap is placed in the body wrap support and the pinna position stabilizer is inserted between the body wrap and the body wrap support and held in place by friction. The wire end is the outermost portion. This is shaped beforehand to a normal chinchilla pinna and using last minute observations adjusted to the individual subject's pinna shape.

The importance of this cannot be overemphasized. The chinchilla has been observed to cause its pinnae to fold and droop over its auditory canal opening, thus partially blocking noise. The pinna of the exposed ear is taped to the pinna position stabilizer with Minnesota Mining and Manufacturing Company Micropore surgical tape* using the natural shape of the nonexposed pinna as a guide. The ear is cleaned by utilizing common masking tape as one would delint a garment using masking tape. This allows the

*See Appendix B




FIGURE 3. Body wrap support.




FIGURE 4. Pinna position stabilizer.




FIGURE 5. Chinchilla restraint system hanger.




FIGURE 6. Body wrap partially closed.



FIGURE 7. Completely enclosed subject.




FIGURE 8. Complete chinchilla restraint system (CRS) without subject in place for clarity.

Micropore tape to hold the pinna firmly (Figure 9) for the entire duration of the exposure without risk of the pinna breaking free, thus ruining the exposure condition.

The sequence of steps necessary, and the approximate time to complete each step to place a chinchilla in the CRS is: (a) place the body wrap support on the CRS hanger's twin steel rods (approximately 1 minute); (b) attach the CRS hanger to its stand (approximately 1 minute); (c) place the chinchilla into the body wrap head first, pulling both legs all the way down from the underside and closing the Velcro, being careful to have a snug, but not too tight, fit (takes two people approximately 3 minutes); (d) clean ear with masking tape (approximately 1 minute); (e) place body wrap containing chinchilla into the body wrap support, inserting pinna position stabilizer (approximately 1 minute); and, (f) tape pinna to pinna position stabilizer (approximately 1 minute). The whole operation takes two people only 7-8 minutes to complete. A chinchilla thus restrained is ready for exposure (Figure 10).

RESULTS AND CONCLUSIONS

Once inside the body wrap portion of the CRS, the chinchilla's behavior becomes calm. Occasional kicks with the feet and flicks of the tail replace the hectic scramble of an animal being held by hand. The subject's behavior change is rapid once the head is in position and the Velcro closure is complete. Although the most desirable temperature for chinchillas is between 60-75 degrees Fahrenheit (Bowen and Jenkins, 1969), the CRS has not proven to cause overheating. Experience has shown chinchillas may be restrained using this system for up to 1 hour with no adverse effects. Caution would be indicated when using the device in hot and humid conditions.

As a result of using the CRS in our impulse noise experiments, we have achieved totally stable, repeatable, and safe positioning of our research subjects relative to the sound source. The CRS has been used to expose 108 chinchillas to impulse noise. There have been no mishaps or deaths attributable to the use of this system. Capitalizing on the research subject's natural behavior to accomplish restraint, using the CRS is less traumatic to the research subject and more acceptable in terms of project needs.




FIGURE 9. Chinchilla with taped pinna.



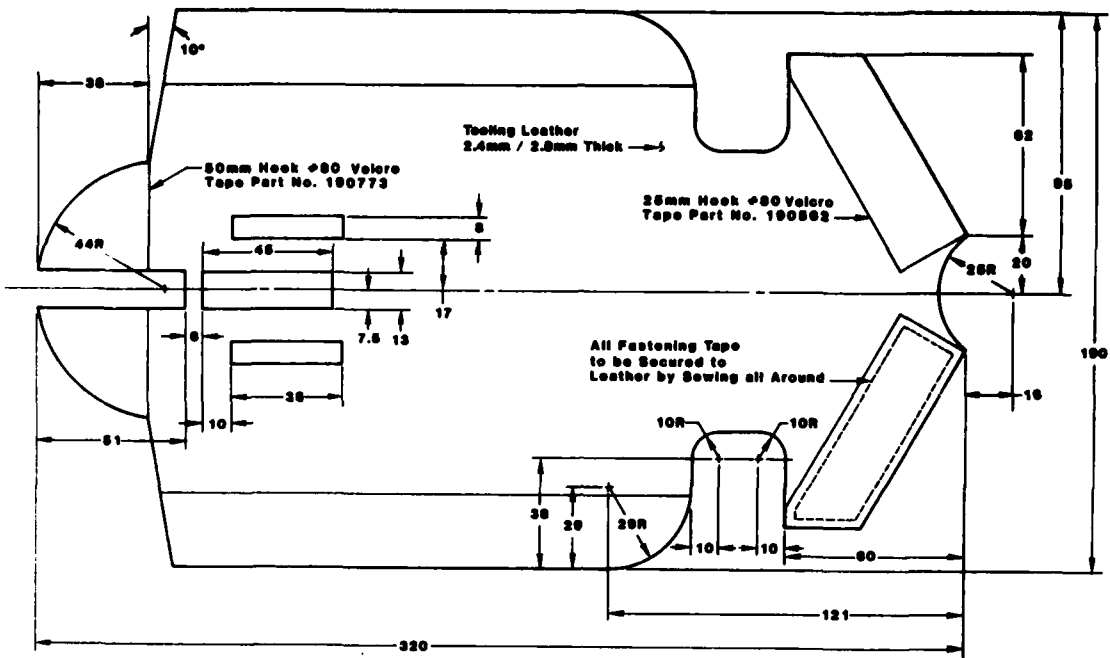
FIGURE 10. Chinchilla ready for exposure.

REFERENCES

- Bowen, E.G. and Jenkins, R.W. 1969. Chinchilla: History, Husbandry, Marketing. Alder Printing Co., Hackensack, NJ.
- Burdick, C.K. 1982. Hearing loss from low-frequency noise. New Perspectives on Noise-Induced Hearing Loss, eds., R.P. Hamernik, R. Henderson, R. Salvi, Raven Press, NY.
- Burdick, C.K., Patterson, J.H., Jr., Mozo, B.T., and Camp, R.T. 1978. Threshold shifts in chinchillas exposed to octave bands of noise centered at 63 and 1000 Hz for three days. The Journal of the Acoustical Society of America, 64:458-466.
- Lawson, R.L., Barranco, S. and Sorenson, A.M., Jr. 1966. A device to restrain the mouse, rat, hamster, and chinchilla to facilitate semen collection and other reproductive studies. Laboratory Animal Care, 16:72-79.
- Leibrecht, B.C. 1974. Small animal restraint and movement detection apparatus. Physiology and Behavior, 13:455-459.
- Patterson, J.H., Jr., Lomba Gautier, I.M., Curd, D.L., Hamernik, R.P., Salvi, R.J., Hargett, C.E., Jr., Turrentine, G. 1985. The effect of impulse intensity and the number of impulses on hearing and cochlear pathology in the chinchilla. Fort Rucker, AL: U.S. Army Aeromedical Research Laboratory. USAARL Report No. 85-3.
- Strout, H.C. 1976. A restraining device and oral dosing technique for the chinchilla (*chinchilla laniger*). Laboratory Animal Science, 26(4):610-612.

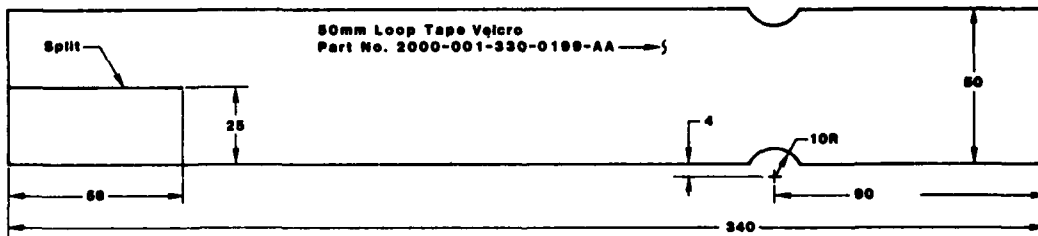
APPENDIX A

Figures A-1 through A-6 are detailed drawings for construction of the chinchilla restraint system.



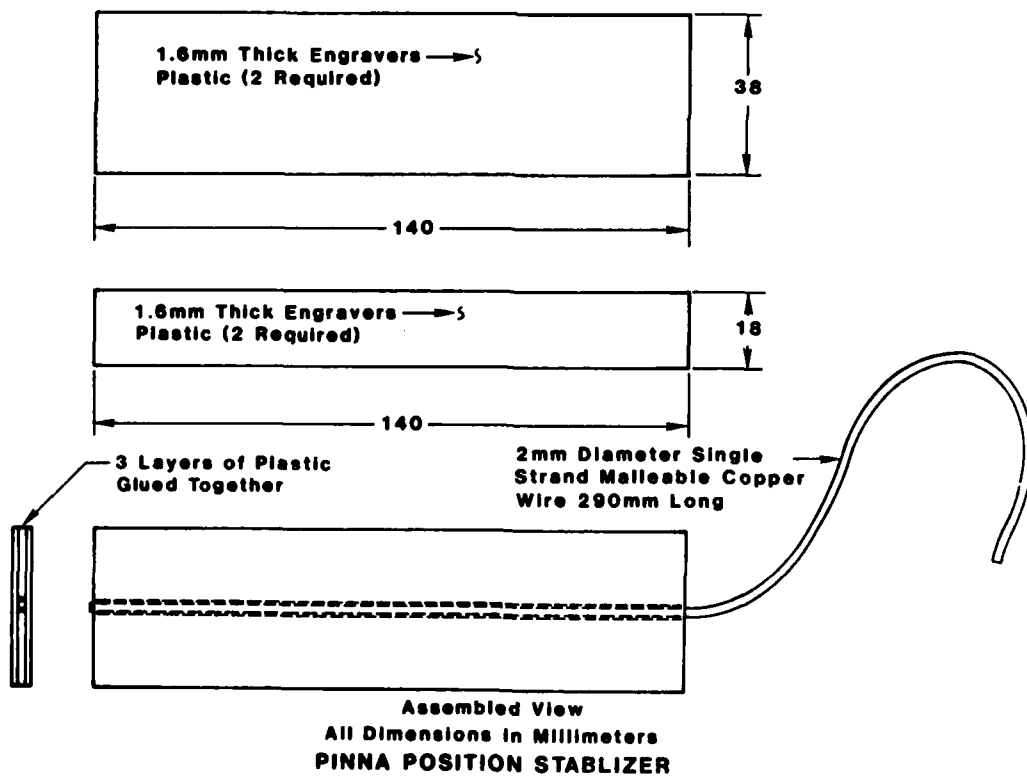
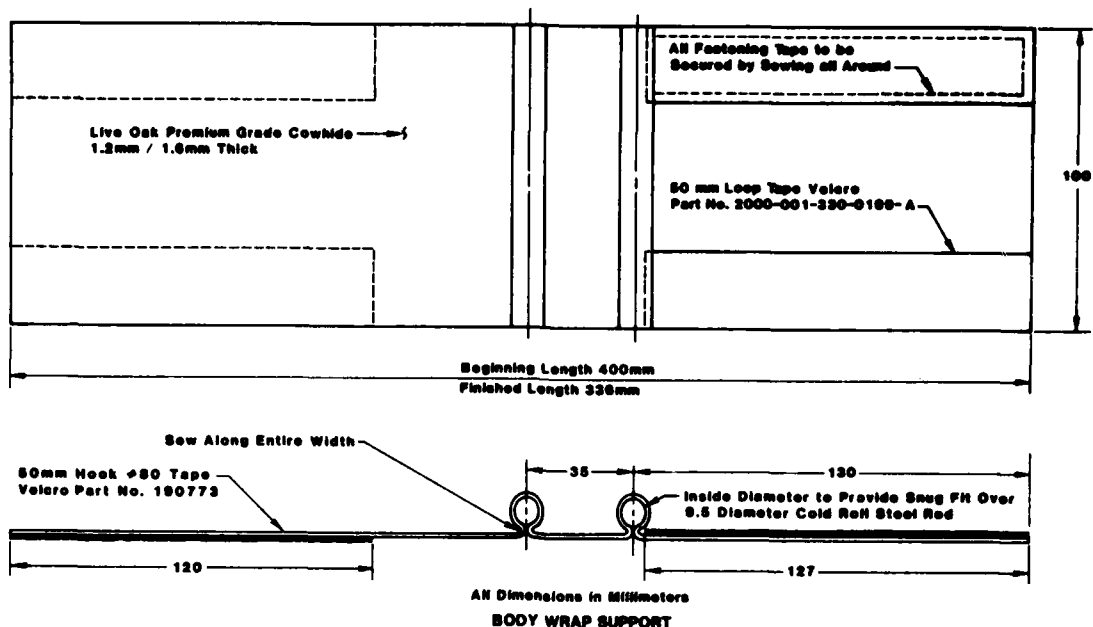
All Dimensions in Millimeters

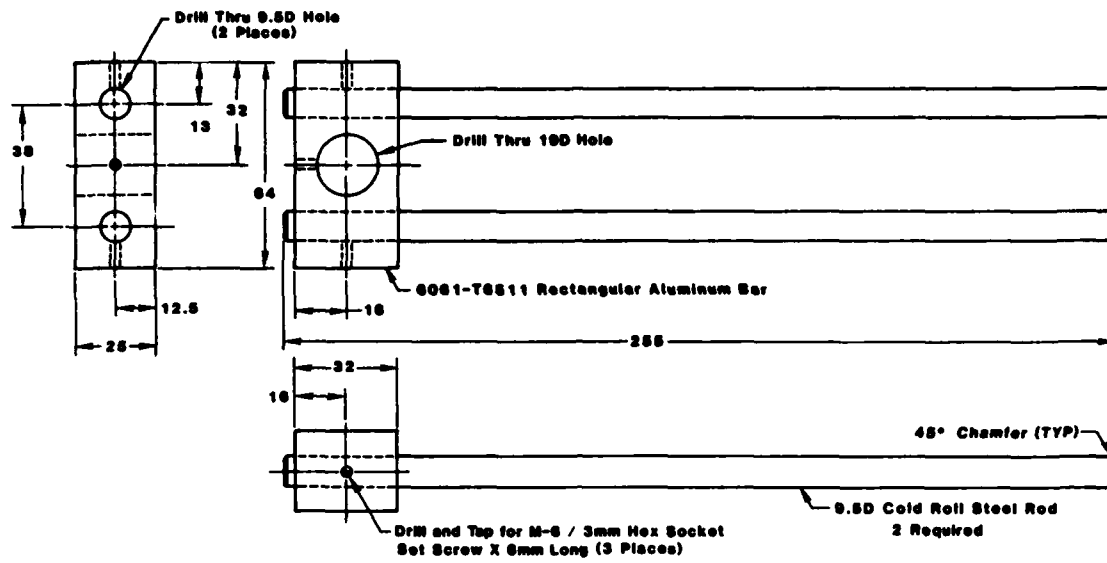
BODY WRAP



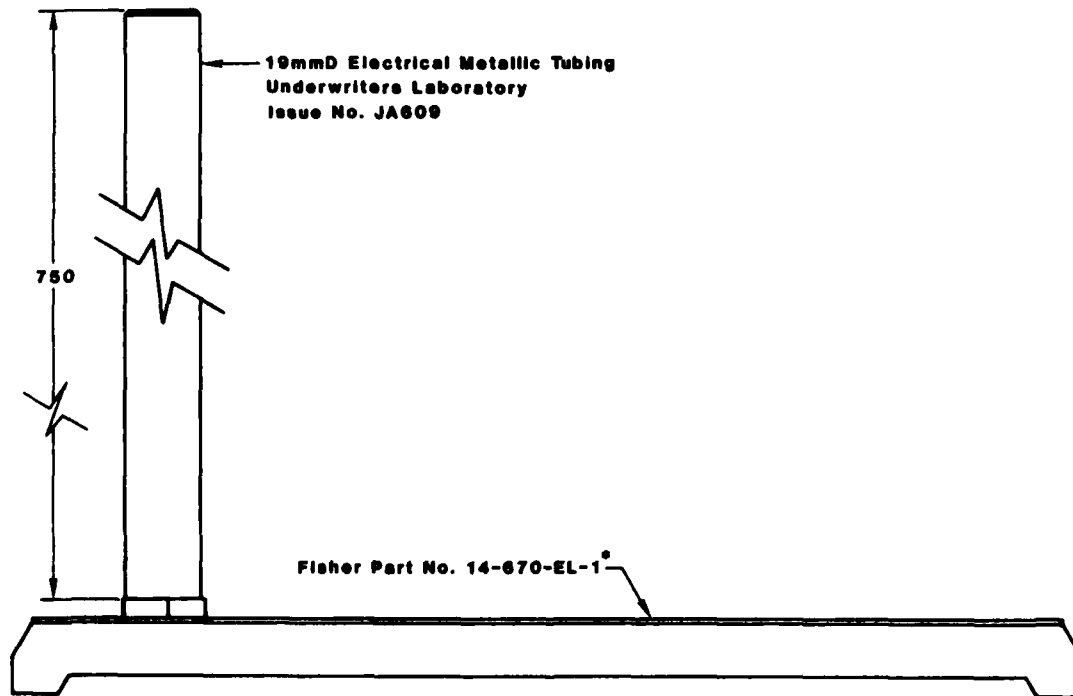
All Dimensions in Millimeters

BODY WRAP FASTENER





All Dimensions in Millimeters
CHINCHILLA RESTRAINT SYSTEM HANGER



All Dimensions in Millimeters
CHINCHILLA RESTRAINT SYSTEM BASE

APPENDIX B

LIST OF MANUFACTURERS

3M Company
Medical Products Division
Saint Paul, MN 55104

Velcro USA Inc.
406 Brown Avenue, P.O. Box 5218
Manchester, NH 03108

Fisher International Headquarters
50 Fadem Road
Springfield, NJ 07081

INITIAL DISTRIBUTION

Commander
US Army Natick Research and
Development Center
ATTN: Documents Librarian
Natick, MA 01760

Commander
US Army Research Institute of
Environmental Medicine
Natick, MA 01760

Naval Submarine Medical Research
Laboratory
Medical Library, Naval Sub Base
Box 900
Groton, CT 05340

US Army Avionics Research and
Development Activity
ATTN: SAVAA-P-TP
Fort Monmouth, NJ 07703-5401

Commander/Director
US Army Combat Surveillance and
Target Acquisition Laboratory
ATTN: DELCS-D
Fort Monmouth, NJ 07703-5304

US Army Research and Development
Support Activity
Fort Monmouth, NJ 07703

Commander
10th Medical Laboratory
ATTN: Audiologist
APO New York 09180

Chief, Benet Weapons Laboratory
LCWSL, USA ARRADCOM
ATTN: DRDAR-LCB-TL
Watervliet Arsenal, NY 12189

Commander
Naval Air Development Center
Biophysics Lab (ATTN: G. Kydd)
Code 60B1
Warminster, PA 18974

Commander
Man-Machine Integration System
Code 602
Naval Air Development Center
Warminster, PA 18974

Naval Air Development Center
Technical Information Division
Technical Support Detachment
Warminster, PA 18974

Commander
Naval Air Development Center
ATTN: Code 6021 (Mr. Brindle)
Warminster, PA 18974

Dr. E. Hendler
Human Factors Applications, Inc.
295 West Street Road
Warminster, PA 18974

Commanding Officer
Naval Medical Research and
Development Command
National Naval Medical Center
Bethesda, MD 20014

Under Secretary of Defense for
Research and Engineering
ATTN: Military Assistant for
Medical and Life Sciences
Washington, DC 20301

Director
Army Audiology and Speech Center
Walter Reed Army Medical Center
Washington, DC 20307-5001

COL Franklin H. Top, Jr., MD
Walter Reed Army Institute
of Research
Washington, DC 20307-5100

Commander
US Army Institute of Dental Research
Walter Reed Army Medical Center
Washington, DC 20307-5300

HQ DA (DASG-PSP-O)
Washington, DC 20310

Naval Air Systems Command
Technical Library Air 950D
Rm 278, Jefferson Plaza II
Department of the Navy
Washington, DC 20361

Naval Research Laboratory Library
Code 1433
Washington, DC 20375

Naval Research Laboratory Library
Shock & Vibration Information Center
Code 5804
Washington, DC 20375

Harry Diamond Laboratories
ATTN: Tech Information Branch
2800 Powder Mill Road
Adelphi, MD 20783-1197

Director
US Army Human Engineering Laboratory
ATTN: Technical Library
Aberdeen Proving Ground, MD
21005-5001

US Army Materiel Systems
Analysis Agency
ATTN: Reports Processing
Aberdeen Proving Ground, MD
21005-5017

Commander
US Army Test & Evaluation Command
ATTN: AMSTE-AD-H
Aberdeen Proving Ground, MD
21005-5055

US Army Ordnance Center
& School Library
Bldg 3071
Aberdeen Proving Ground, MD
21005-5201

Director
US Army Ballistic Research Laboratory
ATTN: DRXBR-OD-ST Tech Reports
Aberdeen Proving Ground, MD
21005-5066

US Army Environmental Hygiene
Agency Library
Bldg E2100
Aberdeen Proving Ground, MD 21010

Commander
US Army Medical Research Institute
of Chemical Defense
ATTN: SGRD-UV-AO
Aberdeen Proving Ground, MD
21010-5425

Technical Library
Chemical Research & Development Center
Aberdeen Proving Ground, MD
21010-5423

Commander
US Army Medical Research
& Development Command
ATTN: SGRD-RMS (Mrs. Madigan)
Fort Detrick, Frederick, MD
21701-5012

Commander
US Army Medical Research Institute
of Infectious Diseases
Fort Detrick, Frederick, MD 21701

Commander
US Army Medical Bioengineering
Research & Development Laboratory
ATTN: SGRD-UBZ-I
Fort Detrick, Frederick, MD 21701

Dr. R. Newburgh
Director, Biological Sciences Division
Office of Naval Research
600 North Quincy Street
Arlington, VA 22217

Defense Technical Information Center
Cameron Station
Alexandria, VA 22314

Commander
US Army Materiel Command
ATTN: AMCDE-S (CPT Broadwater)
5001 Eisenhower Avenue
Alexandria, VA 22333

US Army Foreign Science and
Technology Center
ATTN: MTZ
220 7th Street, NE
Charlottesville, VA 22901-5396

Commandant
US Army Aviation Logistics School
ATTN: ATSQ-TDN
Fort Eustis, VA 23604

Director, Applied Technology Lab
USARTL-AVSCOM
ATTN: Library, Bldg 401
Fort Eustis, VA 23604

US Army Training and
Doctrine Command
ATTN: ATCD-ZX
Fort Monroe, VA 23651

US Army Training and
Doctrine Command
ATTN: Surgeon
Fort Monroe, VA 23651-5000

Structures Laboratory Library
USARTL-AVSCOM
NASA Langley Research Center
Mail Stop 266
Hampton, VA 23665

Aviation Medicine Clinic
TMC #22, SAAF
Fort Bragg, BC 28305

Naval Aerospace Medical
Institute Library
Bldg 1953, Code 102
Pensacola, FL 32508

US Air Force Armament Development
and Test Center
Eglin Air Force Base, FL 32542

Command Surgeon
US Central Command
MacDill AFB, FL 33608

US Army Missile Command
Redstone Scientific Information Center
ATTN: Documents Section
Redstone Arsenal, AL 35898-5241

Air University Library
(AUL/LSE)
Maxwell AFB, AL 36112

Commander
US Army Aeromedical Center
Fort Rucker, AL 36362

Commander
US Army Aviation Center & Fort Rucker
ATTN: ATZQ-CDR
Fort Rucker, AL 36362

Directorate of Combat Developments
Bldg 507
Fort Rucker, AL 36362

Directorate of Training Development
Bldg 502
Fort Rucker, AL 36362

Chief
Army Research Institute Field Unit
Fort Rucker, AL 36362

Chief
Human Engineering Labs Field Unit
Fort Rucker, AL 36362

Commander
US Army Safety Center
Fort Rucker, AL 36362

Commander
US Army Aviation Center & Fort Rucker
ATTN: ATZQ-T-ATL
Fort Rucker, AL 36362

US Army Aircraft Development
Test Activity
ATTN: STEBG-MP-QA
Cairns AAF, Ft Rucker, AL 36362

President
US Army Aviation Board
Cairns AAF, Ft Rucker, AL 36362

US Army Research & Technology
Laboratories (AVSCOM)
Propulsion Laboratory MS 302-2
NASA Lewis Research Center
Cleveland, OH 44135

AFAMRL/HEX
Wright-Patterson AFB, OH 45433

US Air Force Institute of Technology
(AFIT/LDEE)
Bldg 640, Area B
Wright-Patterson AFB, OH 45433

University of Michigan
NASA Center of Excellence
in Man-Systems Research
ATTN: R.G. Snyder, Director
Ann Arbor, MI 48109

Henry L. Taylor
Director, Institute of Aviation
Univ of Illinois - Willard Airport
Savoy, IL 61874

John A. Dellinger, MS, ATP
Univ of Illinois - Willard Airport
Savoy, IL 61874

Commander
US Army Aviation Systems Command
ATTN: DRSAV-WS
4300 Goodfellow Blvd
St Louis, MO 63120-1798

Project Officer
Aviation Life Support Equipment
ATTN: AMCPO-ALSE
4300 Goodfellow Blvd
St Louis, MO 63120-1798

Commander
US Army Aviation Systems Command
ATTN: SGRD-UAX-AL (MAJ Lacy)
Bldg 105, 4300 Goodfellow Blvd
St Louis, MO 63120

Commander
US Army Aviation Systems Command
ATTN: DRSAV-ED
4300 Goodfellow Blvd
St Louis, MO 63120

US Army Aviation Systems Command
Library & Info Center Branch
ATTN: DRSAV-DIL
4300 Goodfellow Blvd
St Louis, MO 63120

Commanding Officer
Naval Biodynamics Laboratory
P.O. Box 24907
New Orleans, LA 70189

Federal Aviation Administration
Civil Aeromedical Institute
CAMI Library AAC 64D1
P.O. Box 25082
Oklahoma City, OK 73125

US Army Field Artillery School
ATTN: Library
Snow Hall, Room 14
Fort Sill, OK 73503

Commander
US Army Academy of Health Sciences
ATTN: Library
Fort Sam Houston, TX 78234

Commander
US Army Health Services Command
ATTN: HSOP-SO
Fort Sam Houston, TX 78234-6000

Commander
US Army Institute of Surgical Research
ATTN: SGRD-USM (Jan Duke)
Fort Sam Houston, TX 78234-6200

Director of Professional Services
AFMSC/GSP
Brooks Air Force Base, TX 78235

US Air Force School
of Aerospace Medicine
Strughold Aeromedical Library
Documents Section, USAFSAM/TSK-4
Brooks Air Force Base, TX 78235

US Army Dugway Proving Ground
Technical Library
Bldg 5330
Dugway, UT 84022

Dr. Diane Damos
Department of Human Factors
ISSM, USC
Los Angeles, CA 90089-0021

US Army Yuma Proving Ground
Technical Library
Yuma, AZ 85364

US Army White Sands Missile Range
Technical Library Division
White Sands Missile Range, NM 88002

US Air Force Flight Test Center
Technical Library, Stop 238
Edwards Air Force Base, CA 93523

US Army Aviation Engineering
Flight Activity
ATTN: SAVTE-M (Tech Lib) Stop 217
Edwards AFB, CA 93523-5000

Commander
Code 3431
Naval Weapons Center
China Lake, CA 93555

US Army Combat Developments
Experimental Center
Technical Information Center
Bldg 2925
Fort Ord, CA 93941-5000

Aeromechanics Laboratory
US Army Research
& Technical Laboratories
Ames Research Center, M/S 215-1
Moffett Field, CA 94035

Commander
Letterman Army Institute of Research
ATTN: Medical Research Library
Presidio of San Francisco, CA 94129

Sixth US Army
ATTN: SMA
Presidio of San Francisco, CA 94129

Director
Naval Biosciences Laboratory
Naval Supply Center, Bldg 844
Oakland, CA 94625

Col G. Stebbing
USDAO-AMLO, US Embassy
Box 36
FPO New York 09510

Staff Officer, Aerospace Medicine
RAF Staff, British Embassy
3100 Massachusetts Avenue, NW
Washington, DC 20008

Canadian Society of Aviation Medicine
c/o Academy of Medicine, Toronto
ATTN: Ms. Carmen King
288 Bloor Street West
Toronto, Ontario M5S 1V8

Canadian Airline Pilot's Association
MAJ J. Soutendam (Retired)
1300 Steeles Avenue East
Brampton, Ontario, L6T 1A2

Canadian Forces Medical Liaison Officer
Canadian Defence Liaison Staff
2450 Massachusetts Avenue, NW
Washington, DC 20008

Commanding Officer
404 Squadron CFB Greenwood
Greenwood, Nova Scotia BOP 1N0

Officer Commanding
School of Operational
& Aerospace Medicine
DCIEM, P.O. Box 2000
1133 Sheppard Avenue West
Downsview, Ontario M3M 3B9

National Defence Headquarters
101 Colonel By Drive
ATTN: DPM
Ottawa, Ontario K1A 0K2

Commanding Officer
Headquarters, RAAF Base
POINT COOK VIC 3029
Australia

Canadian Army Liaison Office
Bldg 602
Fort Rucker, AL 36362

Netherlands Army Liaison Office
Bldg 602
Fort Rucker, AL 36362

German Army Liaison Office
Bldg 602
Fort Rucker, AL 36362

British Army Liaison Office
Bldg 602
Fort Rucker, AL 36362

French Army Liaison Office
Bldg 602
Fort Rucker, AL 36362

END

DTIC

6-86