

NATIONAL COMMUNICATIONS SYSTEM



**TECHNICAL INFORMATION BULLETIN
79-10**

**MEASUREMENT OF COMPRESSION FACTOR AND
ERROR SENSITIVITY FACTOR OF FACSIMILE CODING
TECHNIQUES SUBMITTED TO THE CCITT
BY GREAT BRITAIN AND THE FEDERAL REPUBLIC
OF GERMANY**

OCTOBER 1979

DDC
RECEIVED
DEC 10 1979
A

APPROVED FOR PUBLIC RELEASE;
DISTRIBUTION UNLIMITED

79 11 27 006

AD A 077829

DDC FILE COPY

DISCLAIMER NOTICE

**THIS DOCUMENT IS BEST QUALITY
PRACTICABLE. THE COPY FURNISHED
TO DDC CONTAINED A SIGNIFICANT
NUMBER OF PAGES WHICH DO NOT
REPRODUCE LEGIBLY.**

UNCLASSIFIED

18/NCS, SEIE/

SECURITY CLASSIFICATION OF THIS PAGE (When Data Entered)

REPORT DOCUMENTATION PAGE		READ INSTRUCTIONS BEFORE COMPLETING FORM	
1. REPORT NUMBER NCS TIB-79-10, NL-5100	2. GOVT ACCESSION NO. 303	3. RECIPIENT'S CATALOG NUMBER	
4. TITLE (and Subtitle) Measurement of Compression Factor and Error Sensitivity Factor of Facsimile Coding Techniques Submitted to the CCITT By Great Britain and the Federal Republic of Germany		5. TYPE OF REPORT & PERIOD COVERED Final Report	
6. AUTHOR(s) Neil/Randall Richard/Schaphorst Steve/Urban		7. PERFORMING ORG. REPORT NUMBER	
8. PERFORMING ORGANIZATION NAME AND ADDRESS Delta Information Systems, Inc. v 259 Wyncote Road Jenkintown, PA 19046		9. CONTRACT OR GRANT NUMBER(s) DCA100-79-M-0209	
10. CONTROLLING OFFICE NAME AND ADDRESS National Communications System Office of Technology and Standards (NCS-TS) Washington, D.C. 20305		11. PROGRAM ELEMENT, PROJECT, TASK AREA & WORK UNIT NUMBERS	
12. MONITORING AGENCY NAME & ADDRESS (if different from Controlling Office) 12-142		12. REPORT DATE October 1979	
		13. NUMBER OF PAGES 141	
		14. SECURITY CLASS. (of this report) UNCLASSIFIED	
		15. DECLASSIFICATION/DOWNGRADING SCHEDULE	
16. DISTRIBUTION STATEMENT (of this Report) Distribution unlimited; approved for public release			
17. DISTRIBUTION STATEMENT (of the abstract entered in Block 20, if different from Report)			
18. SUPPLEMENTARY NOTES			
19. KEY WORDS (Continue on reverse side if necessary and identify by block number)			
Image Coding	Error Sensitivity	Image Statistics	
Digital Facsimile	Two-dimensional Coding	CCITT Standards	
Facsimile Coding	Coding Algorithms		
Compression Factor	Computer Simulation		
20. ABSTRACT (Continue on reverse side if necessary and identify by block number)			
This Technical Information Bulletin (TIB) describes the measurement of Compression factor and error sensitivity factor of two facsimile coding techniques submitted to the CCITT for adoption as an international standard by Great Britain and the Federal Republic of Germany. The TIB contains detailed flow charts and code listings for each algorithm. Compression factor, error sensitivity factor and statistical data have been tabulated. This TIB is a companion document to NCS TIB 79-9.			

DD FORM 1 JAN 73 1473

EDITION OF 1 NOV 65 IS OBSOLETE

UNCLASSIFIED

SECURITY CLASSIFICATION OF THIS PAGE (When Data Entered)

411214

Handwritten signature/initials

NCS TECHNICAL INFORMATION BULLETIN 79-10

MEASUREMENT OF COMPRESSION FACTOR
AND ERROR SENSITIVITY FACTOR OF
FACSIMILE CODING TECHNIQUES SUBMITTED
TO THE CCITT BY GREAT BRITAIN AND GERMANY

October 1979

APPROVED FOR PUBLICATION:

PREPARED BY:

DENNIS BODSON
Senior Electronics Engineer
Office of NCS Technology
and Standards

Marshall L. Cain

MARSHALL L. CAIN
Assistant Manager
Office of NCS Technology
and Standards

Accession for	
NTIS GRA&I	<input checked="" type="checkbox"/>
DDC TAB	<input type="checkbox"/>
Unannounced	<input type="checkbox"/>
Justification	<input type="checkbox"/>
By _____	
Distribution/	
Availability Codes	
Dist	Avail and/or special
A	23 20

FOREWORD

Among the responsibilities assigned to the Office of the Manager, National Communications System, is the management of the Federal Telecommunication Standards Program which is an element of the overall GSA Federal Standardization Program. Under this program, the NCS, with the assistance of the Federal Telecommunication Standards Committee, identifies, develops, and coordinates proposed Federal Standards which either contribute to the interoperability of functionally similar Federal telecommunication systems or to the achievement of a compatible and efficient interface between computer and telecommunication systems. In developing and coordinating these standards a considerable amount of effort is expended in initiating and pursuing joint standards development efforts with appropriate technical committees of the Electronic Industries Association, the American National Standards Institute, the International Organization for Standardization, and the International Telegraph and Telephone Consultative Committee of the International Telecommunication Union. This Technical Information Bulletin presents an overview of an effort which is contributing to the development of compatible Federal, national, and international standards in the area of digital facsimile standards. It has been prepared to inform interested Federal activities of the progress of these efforts. Any comments, inputs or statements of requirements which could assist in the advancement of this work are welcome and should be addressed to:

Office of the Manager
National Communications System
ATTN: NCS-TS
Washington, D.C. 20305
(202) 692-2124

MEASUREMENT OF COMPRESSION FACTOR
AND ERROR SENSITIVITY FACTOR OF
FACSIMILE CODING TECHNIQUES SUBMITTED
TO THE CCITT BY GREAT BRITAIN AND GERMANY

October, 1979

FINAL REPORT

Submitted to:

NATIONAL COMMUNICATIONS SYSTEMS
8th & S. COURTHOUSE RD.
ARLINGTON, VIRGINIA 2204

CONTRACTING AGENCY:

DEFENSE COMMUNICATIONS AGENCY

Purchase Order: DCA 100-79-M-0209

Submitted by:

DELTA INFORMATION SYSTEMS, INC.
259 WYNCOTE ROAD
JENKINTOWN, PENNA. 19046

TABLE OF CONTENTS

1.0	Introduction	1-1
2.0	Measurement Parameters	2-1
2.1	Test Documents	2-1
2.2	Resolution	2-1
2.3	Minimum Scan Line Time	2-7
2.4	Transmission Bit Rate	2-7
2.5	Measurement of Compression	2-7
2.6	Measurement of Error Sensitivity	2-10
3.0	Computer Program Overview	3-1
3.1	The Simulation Process	3-1
3.2	Program Structure	3-5
4.0	Generalized Error Detection and Correction Procedure	4-1
5.0	Assumptions related to Individual Algorithms	5-1
5.1	British Post Office	5-1
5.2	Federal Republic of Germany	5-1
6.0	Measurement Results	6-1
7.0	References	7-1

APPENDICES

- A. British Post Office CCITT Contribution - No. 77
- B. Federal Republic of Germany CCITT Contribution - No. 82
- C. Subroutines which are Common to all Algorithms
- D. Flow Chart - British Post Office
- E. Code Listing - British Post Office
- F. Flow Chart - Federal Republic of Germany
- G. Code Listing - Federal Republic of Germany

1.0 INTRODUCTION

Several organizations have submitted contributions to the CCITT (see Appendices A, B, and References 4, 5, 9, 10, 11) describing two-dimensional coding techniques for selection of a standard compression algorithm for advanced digital facsimile systems. At the December 1978 meeting in Geneva, a working party of CCITT Study Group XIV adopted specific procedures to measure compression and error sensitivity so that candidate coding techniques may be compared on a meaningful basis. These definitions and procedures are outlined in references 1 and 2. The National Communications System of the U. S. Government has issued three contracts to Delta Information Systems, Inc. to evaluate seven candidate two-dimensional coding techniques using the criteria recommended by the CCITT.

In the first contract (Purchase Order DCA-79-M-0105), a basic computer program was developed to measure the compression and error sensitivity of digital facsimile coding techniques. To validate this program, the Modified-Huffman code, recommended as the one-dimensional standard for Group 3 machines, was tested and simulated on the model. The computer program and work accomplished on this initial contract is described in a Final Report issued August 10, 1979 (see Reference 3).

In the second contract, the validated computer model was used to measure the compression and error sensitivity of five two-dimensional coding techniques. The five coding algorithms which were selected for simulation were proposed by Japan, 3M, IEM, XEROX, and AT&T. These coding techniques were selected simply because no other contributions had been submitted to the CCITT when this NCS measurement contract was initiated. Contributions were subsequently submitted to the CCITT by the Federal

Republic of Germany and the British Post Office. The NCS organization issued a third contract (Purchase Order DCA 100-79-M-0209) to Delta Information Systems to measure the compression and error sensitivity of these latter two coding techniques and the results of this investigation are included in this document.

The measurement parameters which were involved in this program are summarized in Section 2.0 of this report. Section 3.0 describes the hierarchy and interrelationship of computer programs which are used in the measurement process. In many instances, the proposed operation of the coding algorithm was not totally defined when a transmission error was encountered. Section 4.0 describes the generalized error detection and correction procedure which was employed. As the computer programs were prepared for each algorithm, certain assumptions were made for each coding technique, particularly in the area of error detection and correction. These assumptions made for each individual coding technique are documented in Section 5.0.

Five separate computer runs were implemented for each algorithm at different combinations of test document, vertical resolution and K-factor. Section 6.0 summarizes the results of these measurements in terms of compression data, error sensitivity data, and coded line length statistics. Section 7.0 contains a list of reference documents related to the contract.

The CCITT contributions describing the two coding algorithms have been included in Appendices A and B for reference purposes. Appendix C contains the program code listings for those subroutines which are common to all algorithms, e.g. data packing, data unpacking, error measurement, etc. Appendices D, E, F, and G contain the flow charts and the listing

of the code for the computer program for the two algorithms which were investigated.

Delta Information Systems wishes to acknowledge the Contracting Officer's Technical Representative, Dennis Bodson, for the extraordinary level of support he has provided during the course of this contract. The assistance of Marla Thomas, from the DCEC computer facility, is also greatly appreciated.

2.0 MEASUREMENT PARAMETERS

In this section, the various parameters involved in the measurement of compression and error sensitivity will be summarized. In general, Study Group XIV of the CCITT agreed upon these measurement parameters at the general meeting held in Geneva in December 1978 (see Reference 2).


2.1 Test Documents

The test documents were chosen from the eight CCITT test documents (see Figure 2-1) since they have been widely used by data compression experimenters in the past. Documents numbered 1, 4, 5, and 7 (see Figures 2-2, 2-3, 2-4, and 2-5 respectively) were selected as the standard test images since these were considered most representative of documents to be transmitted.


The French PTT Administration has scanned the eight CCITT documents at the high resolution specified for Group 3 machines--7.7 lines/mm. They have also quantized each pel to be either black or white and stored the resultant image on magnetic tape. This tape was used as the source of input documents in this simulation program. Appendix B of Reference 3 describes the format of the test document magnetic tape supplied by the French PTT.

2.2 Resolution

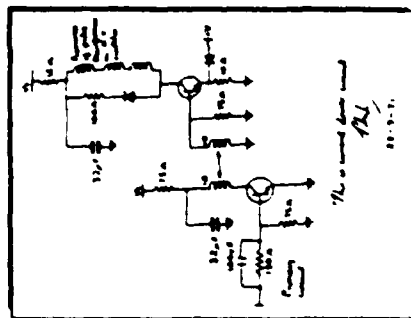
It was agreed that measurements would be performed at both standard resolution (3.85 lines/mm.) and high resolution (7.7 lines/mm.). In the high resolution case, all lines on the input test documents shall be used. In standard resolution tests, every odd scan line




DOC NO. 4




DOC NO. 3




DOC NO. 2



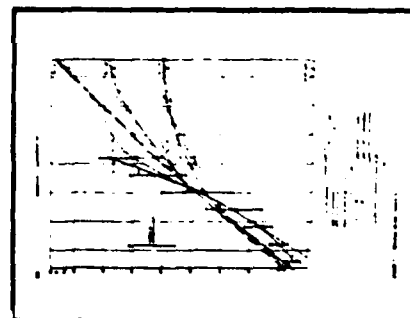
DOC NO. 1




DOC NO. 8



DOC NO. 7



DOC NO. 6



DOC NO. 5

Figure 2-1 CCITT Standard Test Documents

SAPORS LANE · BOOLE · DORSET · BH 25 8 ER

TELEPHONE BOOLE (945 13) 51617 · TELEX 123456

Our Ref. 150/PJC/EAC

18th January, 1972.

Dr. P.N. Cundall,
Mining Surveys Ltd.,
Holroyd Road,
Reading,
Berks.

Dear Pete,

Permit me to introduce you to the facility of facsimile transmission.

In facsimile a photocell is caused to perform a raster scan over the subject copy. The variations of print density on the document cause the photocell to generate an analogous electrical video signal. This signal is used to modulate a carrier, which is transmitted to a remote destination over a radio or cable communications link.

At the remote terminal, demodulation reconstructs the video signal, which is used to modulate the density of print produced by a printing device. This device is scanning in a raster scan synchronised with that at the transmitting terminal. As a result, a facsimile copy of the subject document is produced.

Probably you have uses for this facility in your organisation.

Yours sincerely,

Phil.

P.J. CROSS
Group Leader - Facsimile Research

Figure 2-2 CCITT Test Document No. 1

Registered in England: No. 2038
Registered Office: 80 Vicars Lane, Ilford, Essex.

L'ordre de lancement et de réalisation des applications fait l'objet de décisions au plus haut niveau de la Direction Générale des Télécommunications. Il n'est certes pas question de construire ce système intégré "en bloc" mais bien au contraire de procéder par étapes, par paliers successifs. Certaines applications, dont la rentabilité ne pourra être assurée, ne seront pas entreprises. Actuellement, sur trente applications qui ont pu être globalement définies, six en sont au stade de l'exploitation, six autres se sont vu donner la priorité pour leur réalisation.

Chaque application est confiée à un "chef de projet", responsable successivement de sa conception, de son analyse-programmation et de sa mise en oeuvre dans une région-pilote. La généralisation ultérieure de l'application réalisée dans cette région-pilote dépend des résultats obtenus et fait l'objet d'une décision de la Direction Générale. Néanmoins, le chef de projet doit dès le départ considérer que son activité a une vocation nationale donc refuser tout particularisme régional. Il est aidé d'une équipe d'analystes-programmeurs et entouré d'un "groupe de conception" chargé de rédiger le document de "définition des objectifs globaux" puis le "cahier des charges" de l'application, qui sont adressés pour avis à tous les services utilisateurs potentiels et aux chefs de projet des autres applications. Le groupe de conception comprend 6 à 10 personnes représentant les services les plus divers concernés par le projet, et comporte obligatoirement un bon analyste attaché à l'application.

II - L'IMPLANTATION GEOGRAPHIQUE D'UN RESEAU INFORMATIQUE PERFORMANT

L'organisation de l'entreprise française des télécommunications repose sur l'existence de 20 régions. Des calculateurs ont été implantés dans le passé au moins dans toutes les plus importantes. On trouve ainsi des machines Bull Gamma 30 à Lyon et Marseille, des GE 425 à Lille, Bordeaux, Toulouse et Montpellier, un GE 437 à Massy, enfin quelques machines Bull 300 TI à programmes câblés étaient récemment ou sont encore en service dans les régions de Nancy, Nantes, Limoges, Poitiers et Rouen ; ce parc est essentiellement utilisé pour la comptabilité téléphonique.

A l'avenir, si la plupart des fichiers nécessaires aux applications décrites plus haut peuvent être gérés en temps différé, un certain nombre d'entre eux devront nécessairement être accessibles, voire mis à jour en temps réel : parmi ces derniers le fichier commercial des abonnés, le fichier des renseignements, le fichier des circuits, le fichier technique des abonnés contiendront des quantités considérables d'informations.

Le volume total de caractères à gérer en phase finale sur un ordinateur ayant en charge quelques 500 000 abonnés a été estimé à un milliard de caractères au moins. Au moins le tiers des données seront concernées par des traitements en temps réel.

Aucun des calculateurs énumérés plus haut ne permettait d'envisager de tels traitements.

L'intégration progressive de toutes les applications suppose la création d'un support commun pour toutes les informations, une véritable "Banque de données", répartie sur des moyens de traitement nationaux et régionaux, et qui devra rester alimentée, mise à jour en permanence, à partir de la base de l'entreprise, c'est-à-dire les chantiers, les magasins, les guichets des services d'abonnement, les services de personnel etc.

L'étude des différents fichiers à constituer a donc permis de définir les principales caractéristiques du réseau d'ordinateurs nouveaux à mettre en place pour aborder la réalisation du système informatif. L'obligation de faire appel à des ordinateurs de troisième génération, très puissants et dotés de volumineuses mémoires de masse, a conduit à en réduire substantiellement le nombre.

L'implantation de sept centres de calcul interrégionaux constituera un compromis entre : d'une part le désir de réduire le coût économique de l'ensemble, de faciliter la coordination des équipes d'informaticiens ; et d'autre part le refus de créer des centres trop importants difficiles à gérer et à diriger, et posant des problèmes délicats de sécurité. Le regroupement des traitements relatifs à plusieurs régions sur chacun de ces sept centres permettra de leur donner une taille relativement homogène. Chaque centre "gèrera" environ un million d'abonnés à la fin du VIème Plan.

La mise en place de ces centres a débuté au début de l'année 1971 : un ordinateur IRIS 50 de la Compagnie Internationale pour l'Informatique a été installé à Toulouse en février ; la même machine vient d'être mise en service au centre de calcul interrégional de Bordeaux.

Figure 2-3 CCITT Test Document No. 4

Photo n° 1 - Document très dense lettre 1,5mm de haut -
Restitution photo n° 9

Cela est d'autant plus valable que $T\Delta f$ est plus grand. A cet égard la figure 2 représente la vraie courbe donnant $|\phi(f)|$ en fonction de f pour les valeurs numériques indiquées page précédente.

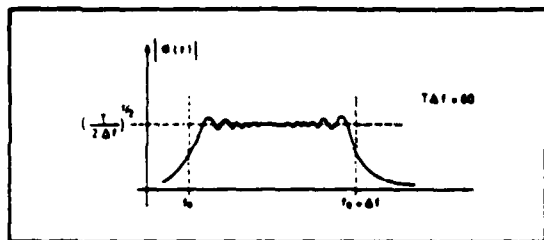


FIG. 2

Dans ce cas, le filtre adapté pourra être constitué, conformément à la figure 3, par la cascade :

— d'un filtre passe-bande de transfert unité pour $f_0 \leq f \leq f_0 + \Delta f$ et de transfert quasi nul pour $f < f_0$ et $f > f_0 + \Delta f$, filtre ne modifiant pas la phase des composants le traversant ;

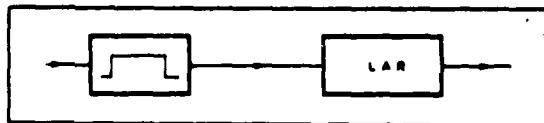


FIG. 3

— filtre suivi d'une ligne à retard (LAR) dispersive ayant un temps de propagation de groupe T_R décroissant linéairement avec la fréquence f suivant l'expression :

$$T_R = T_0 + (f_0 - f) \frac{T}{\Delta f} \quad (\text{avec } T_0 > T)$$

(voir fig. 4).

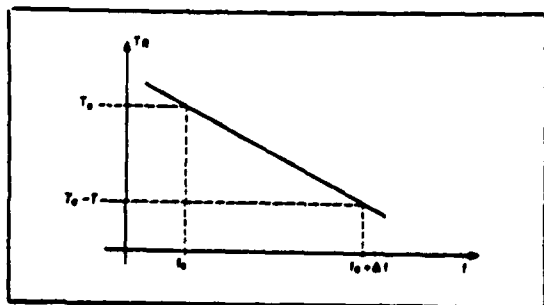


FIG. 4

telle ligne à retard est donnée par :

$$\varphi = -2\pi \int_0^f T_R df$$

$$\varphi = -2\pi \left[T_0 + \frac{f_0 T}{\Delta f} \right] f + \pi \frac{T}{\Delta f} f^2$$

Et cette phase est bien l'opposé de $|\phi(f)|$, à un déphasage constant près (sans importance) et à un retard T_0 près (inévitabile).

Un signal utile $S(t)$ traversant un tel filtre adapté donne à la sortie (à un retard T_0 près et à un déphasage près de la porteuse) un signal dont la transformée de Fourier est réelle, constante entre f_0 et $f_0 + \Delta f$, et nulle de part et d'autre de f_0 et de $f_0 + \Delta f$, c'est-à-dire un signal de fréquence porteuse $f_0 + \Delta f/2$ et dont l'enveloppe a la forme indiquée à la figure 5, où l'on a représenté simultanément le signal $S(t)$ et le signal $S_1(t)$ correspondant obtenu à la sortie du filtre adapté. On comprend le nom de récepteur à compression d'impulsion donné à ce genre de filtre adapté : la « largeur » (à 3 dB) du signal comprimé étant égale à $1/\Delta f$, le rapport de compression est de $\frac{T}{1/\Delta f} = T\Delta f$

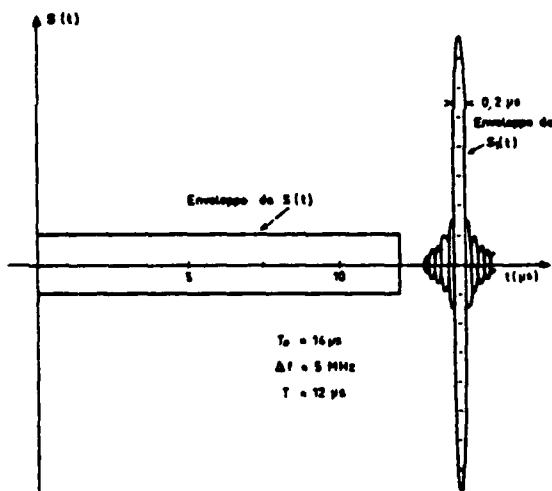


FIG. 5

On saisit physiquement le phénomène de compression en réalisant que lorsque le signal $S(t)$ entre dans la ligne à retard (LAR) la fréquence qui entre la première à l'instant 0 est la fréquence basse f_0 , qui met un temps T_0 pour traverser. La fréquence f entre à l'instant $t = (f - f_0) \frac{T}{\Delta f}$ et elle met un temps

$T_0 - (f - f_0) \frac{T}{\Delta f}$ pour traverser, ce qui la fait ressortir à l'instant T_0 également. Ainsi donc, le signal $S(t)$

CCITTの概要

沿革

CCITTは、国際電気通信連合(ITU)の四つの常設機関(事務総局、国際電報登録委員会、CCIR、CCITT)の一つとして、ITUの中でも、世界の国際通信上の諸問題を真先に取上げ、その解決方法を見出して行く重要な機関である。日本名は、国際電信電話諮問委員会と称する。

CCITTの前身は、CCIF(国際電信諮問委員会)とCCIT(国際電信諮問委員会)である。CCIFは、1924年にヨーロッパに「国際長距離電信諮問委員会」が設置され、これが1925年のパリ電信電話会議のとき、正式に「国際電信諮問委員会」として万国電信連合の公式機関となったものである。CCITは、同じく1925年の会議のとき、CCIFと併立するものとして設置された。

そして、CCIFは、1956年の12月に第18回総会が開催されたのち、CCITは、同年同月に第8回総会が開催されたのち、併合されて現在のCCITTとなった。このCCITTは、CCIFとCCITが解散した直後、第1回総会を開催し、第2回総会は、1960年にニューアリーで、第3回総会は、1964年、ジュネーブで、第4回総会は、1968年、アルゼンチンで開催された。

CCIFとCCITが合併したのは、有線電気通信の分野、とくに伝送路について電信回線と電話回線とを技術的に分ける意味がなくなってきたこと、各国とも大體において、電信部門と電話部門は同一組織内にあること、CCIFの事務局とCCITの事務局の合併による効率増進等がおもな理由であった。

CCITTは、上述のように、ヨーロッパ内の国々によって、ヨーロッパ内の電信・電話の技術・運用・料金の基準を定め、あるいは統一をはかってきたので、現在でも、その影響を受け、会合参加国は、ヨーロッパの国が多く、ヨーロッパで生起する問題の研究が多い。たとえば、1960年のCCITT勧告の中で、技術上配慮する距離は約2,500kmであったが、これはヨーロッパ内領域を想定したものである。

しかしながら、1956年9月に敷設された大西洋横断電話ケーブルは、大陸間電信通信の自動化および半自動化への技術的可能性を与え、CCITTがこの問題を取り上げるに及び、CCITTの性格は漸次、汎世界的色彩を實質的に帯びるに至った。この汎世界的性格は第2次世界大戦後目ざましくなったアジア・アフリカ植民地の独立に伴ってITUの構成員の中にこれらの国が加わり、ITUの中に新しい意見が導入されたことにも起因して、技術面、政治面の双方から導入されてき

た。CCITTの汎世界化は、1960年の第2回総会がニューアリーで開催されたことにもあらわれている。この総会までは、CCIT、CCIFのいずれにしろ、アメリカやアジアで総会が開催されたことがなく、CCITT委員長も、ニューアリー総会の準備文書で、この点には注目すべきであるとのべている。

任務

ITUは、全権委員会、主管庁会議を始めとして、七つの機関をもち、それらの機関の権限と任務は国際電気通信条約に明記されている。そこで条約を参照してみるとならば、CCITTの任務は、つぎのとおりとなっている。

「国際電信電話諮問委員会(CCITT)は、電信および電話に関する技術、運用および料金の問題について研究し、および意見を表明することを任務とする。」(1965年モントルー条約第187号)

「各国諮問委員会は、その任務の遂行に当たって、新しい国または発展の途上にある国における地域および国際的分野にわたる電気通信の創設、発達および改善に直接関連のある問題について研究し、および意見を作成するように妥當な注意を払わなければならない。」(同第188号)

「各国諮問委員会は、また、関係国の要請に基づき、その国内電気通信の問題について研究し、かつ、勧告を行なうことができる。」(同第189号)

上記第187号と第188号にいわゆる「意見」とは、フランス語の「avis」から訳したもので、英語では、「勧告(Recommendation)」となっている。CCITTの表明する意見は、国際法的には強制力をもたないものであって、この点が、条約、電信規則、電話規則等各国を拘束する力をもっているものと異なる。もっとも意見とは称しても、技術的分野では、電信規則のとき、各国政府が承認してその内容を実施する強制規則をもたないので、実際にある機器の仕様を定める場合には、多くの国の意見が統一されたこの「意見」に従わなければ、円滑な国際通信を行なうことができない場合が多い。この意見(または勧告)は、国際通信を行なう場合各国が直面する問題について、具体的意見を表明するもので、たとえば、大陸間ケーブルで大陸間通話を半自動化しようとする場合、その信号方式や取り扱う通話の種類および料金は、どのようにするかを研究して意見を表明する。したがって、CCITTの活動は、つねに時代の最先端を行くもので、CCITTの活動方向は、そのまま世界の国際通信の活動方向であるといえる。

この意見は、また、電信規則以下のその他の規則のごとく、数年以上の間隔をもって開催される主管庁会議というような大会議の決定をまたなくとも表明することができ、また、その改正も容易であるので、現在のように進歩の早い国際通信界では、関係国の意見を統一した国際的見解としては非常に便利である。

Figure 2-5 CCITT Test Document No. 7

should be used. Figure 2-6 is a copy of the French PTT Test Document No. 4 scanned with 7.7 lines/mm. resolution. Figure 2-7 is a copy of the same document where the even scan lines have been replaced with the line above. Therefore, this represents a document in which the vertical resolution is 3.85 lines/mm.

2.3 Minimum Scan Line Time (MSLT)

The standard MSLT to be used in the measurement program will be 5, 10, and 20 ms. with EOL-code and 0 ms. without EOL-code. It was later clarified in a memo from the chairman of the Working Committee (see Reference 7) that if, for reasons of test economy, only one value of MSLT can be used in the test program, that value shall be 20 ms.

2.4 Transmission Bit Rate

The standard transmission bit rate is 4800 bits/sec.

2.5 Measurement of Compression

Two standard measures of compression have been established-- (1) number of coded bits (2) Compression Factor. The number of coded bits is the number of bits required to transmit a document, including all overhead bits such as End of Line (EOL) and Fill bits. The Compression Factor is computed by dividing the total number of picture elements (pels) per test document by the number of coded bits. It was further agreed that the Compression Factor and coded bits should be computed for two different conditions--with overhead and without overhead. The measurement with overhead applies to the

L'ordre de lancement et de réalisation des applications fait l'objet de décisions au plus haut niveau de la Direction Générale des Télécommunications. Il n'est certes pas question de construire ce système intégré "en bloc" mais bien au contraire de procéder par étapes, par paliers successifs. Certaines applications, dont la rentabilité ne pourra être assurée, ne seront pas entreprises. Actuellement, sur trente applications qui ont pu être globalement définies, six en sont au stade de l'exploitation, six autres se sont vu donner la priorité pour leur réalisation.

Chaque application est confiée à un "chef de projet", responsable successivement de sa conception, de son analyse-programmation et de sa mise en oeuvre dans une région-pilote. La généralisation ultérieure de l'application réalisée dans cette région-pilote dépend des résultats obtenus et fait l'objet d'une décision de la Direction Générale. Néanmoins, le chef de projet doit dès le départ considérer que son activité a une vocation nationale donc refuser tout particularisme régional. Il est aidé d'une équipe d'analystes-programmeurs et entouré d'un "groupe de conception" chargé de rédiger le document de "définition des objectifs globaux" puis le "cahier des charges" de l'application, qui sont adressés pour avis à tous les services utilisateurs potentiels et aux chefs de projet des autres applications. Le groupe de conception comprend 6 à 10 personnes représentant les services les plus divers concernés par le projet, et comporte obligatoirement un bon analyste attaché à l'application.

II - L'IMPLANTATION GEOGRAPHIQUE D'UN RESEAU INFORMATIQUE PERFORMANT

L'organisation de l'entreprise française des télécommunications repose sur l'existence de 20 régions. Des calculateurs ont été implantés dans le passé au moins dans toutes les plus importantes. On trouve ainsi des machines Bull Gamma 30 à Lyon et Marseille, des GE 425 à Lille, Bordeaux, Toulouse et Montpellier, un GE 437 à Massy, enfin quelques machines Bull 300 TI à programmes câblés étaient récemment ou sont encore en service dans les régions de Nancy, Nantes, Limoges, Poitiers et Rouen ; ce parc est essentiellement utilisé pour la comptabilité téléphonique.

A l'avenir, si la plupart des fichiers nécessaires aux applications décrites plus haut peuvent être gérés en temps différé, un certain nombre d'entre eux devront nécessairement être accessibles, voire mis à jour en temps réel : parmi ces derniers le fichier commercial des abonnés, le fichier des renseignements, le fichier des circuits, le fichier technique des abonnés contiendront des quantités considérables d'informations.

Le volume total de caractères à gérer en phase finale sur un ordinateur ayant en charge quelques 500 000 abonnés a été estimé à un milliard de caractères au moins. Au moins le tiers des données seront concernées par des traitements en temps réel.

Aucun des calculateurs énumérés plus haut ne permettait d'envisager de tels traitements. L'intégration progressive de toutes les applications suppose la création d'un support commun pour toutes les informations, une véritable "Banque de données", répartie sur des moyens de traitement nationaux et régionaux, et qui devra rester alimentée, mise à jour en permanence, à partir de la base de l'entreprise, c'est-à-dire les chantiers, les magasins, les guichets des services d'abonnement, les services de personnel etc.

L'étude des différents fichiers à constituer a donc permis de définir les principales caractéristiques du réseau d'ordinateurs nouveaux à mettre en place pour aborder la réalisation du système informatif. L'obligation de faire appel à des ordinateurs de troisième génération, très puissants et dotés de volumineuses mémoires de masse, a conduit à en réduire substantiellement le nombre.

L'implantation de sept centres de calcul interrégionaux constituera un compromis entre : d'une part le désir de réduire le coût économique de l'ensemble, de faciliter la coordination des équipes d'informaticiens; et d'autre part le refus de créer des centres trop importants difficiles à gérer et à diriger, et posant des problèmes délicats de sécurité. Le regroupement des traitements relatifs à plusieurs régions sur chacun de ces sept centres permettra de leur donner une taille relativement homogène. Chaque centre "gèrera" environ un million d'abonnés à la fin du VIème Plan.

La mise en place de ces centres a débuté au début de l'année 1971 : un ordinateur IRIS 50 de la Compagnie Internationale pour l'Informatique a été installé à Toulouse en février ; la même machine vient d'être mise en service au centre de calcul interrégional de Bordeaux.

Figure 2-6 Test Document Scanned/Printed 7.7 lines/mm.

Photo n° 1 - Document très dense lettre 1,5mm de haut -

Restitution photo n° 9

L'ordre de lancement et de réalisation des applications fait l'objet de décisions au plus haut niveau de la Direction Générale des Télécommunications. Il n'est certes pas question de construire ce système intégré "en bloc" mais bien au contraire de procéder par étapes, par paliers successifs. Certaines applications, dont la rentabilité ne pourra être assurée, ne seront pas entreprises. Actuellement, sur trente applications qui ont pu être globalement définies, six sont au stade de l'exploitation, six autres se sont vu donner la priorité pour leur réalisation.

Chaque application est confiée à un "chef de projet", responsable successivement de sa conception, de son analyse-programmation et de sa mise en oeuvre dans une région-pilote. La généralisation ultérieure de l'application réalisée dans cette région-pilote dépend des résultats obtenus et fait l'objet d'une décision de la Direction Générale. Néanmoins, le chef de projet doit dès le départ considérer que son activité a une vocation nationale donc refuser tout particularisme régional. Il est aidé d'une équipe d'analystes-programmeurs et entouré d'un "groupe de conception" chargé de rédiger le document de "définition des objectifs globaux" puis le "cahier des charges" de l'application, qui sont adressés pour avis à tous les services utilisateurs potentiels et aux chefs de projet des autres applications. Le groupe de conception comprend 6 à 10 personnes représentant les services les plus divers concernés par le projet, et comporte obligatoirement un bon analyste attaché à l'application.

II - L'IMPLANTATION GEOGRAPHIQUE D'UN RESEAU INFORMATIQUE PERFORMANT

L'organisation de l'entreprise française des télécommunications repose sur l'existence de 20 régions. Des calculateurs ont été implantés dans le passé au moins dans toutes les plus importantes. On trouve ainsi des machines Bull Gamma 30 à Lyon et Marseille, des GE 425 à Lille, Bordeaux, Toulouse et Montpellier, un GE 437 à Massy, enfin quelques machines Bull 300 TI à programmes câblés étaient récemment ou sont encore en service dans les régions de Nancy, Nantes, Limoges, Poitiers et Rouen ; ce parc est essentiellement utilisé pour la comptabilité téléphonique.

A l'avenir, si la plupart des fichiers nécessaires aux applications décrites plus haut peuvent être gérés en temps différé, un certain nombre d'entre eux devront nécessairement être accessibles, voire mis à jour en temps réel : parmi ces derniers le fichier commercial des abonnés, le fichier des renseignements, le fichier des circuits, le fichier technique des abonnés contiendront des quantités considérables d'informations.

Le volume total de caractères à gérer en phase finale sur un ordinateur ayant en charge quelques 500 000 abonnés a été estimé à un milliard de caractères au moins. Au moins le tiers des données seront concernées par des traitements en temps réel.

Aucun des calculateurs énumérés plus haut ne permettait d'envisager de tels traitements.

L'intégration progressive de toutes les applications suppose la création d'un support commun pour toutes les informations, une véritable "Banque de données", répartie sur des moyens de traitement nationaux et régionaux, et qui devra rester alimentée, mise à jour en permanence, à partir de la base de l'entreprise, c'est-à-dire les chantiers, les magasins, les guichets des services d'abonnement, les services de personnel etc.

L'étude des différents fichiers à constituer a donc permis de définir les principales caractéristiques du réseau d'ordinateurs nouveaux à mettre en place pour aborder la réalisation du système informatif. L'obligation de faire appel à des ordinateurs de troisième génération, très puissants et dotés de volumineuses mémoires de masse, a conduit à en réduire substantiellement le nombre.

L'implantation de sept centres de calcul interrégionaux constituera un compromis entre : d'une part le désir de réduire le coût économique de l'ensemble, de faciliter la coordination des équipes d'informaticiens; et d'autre part le refus de créer des centres trop importants difficiles à gérer et à diriger, et posant des problèmes délicats de sécurité. Le regroupement des traitements relatifs à plusieurs régions sur chacun de ces sept centres permettra de leur donner une taille relativement homogène. Chaque centre "gèrera" environ un million d'abonnés à la fin du VIème Plan.

La mise en place de ces centres a débuté au début de l'année 1971 : un ordinateur IRIS 50 de la Compagnie Internationale pour l'Informatique a été installé à Toulouse en février ; la même machine vient d'être mise en service au centre de calcul interrégional de Bordeaux.

Figure 2-7 Test Document Scanned 7 lines/cm. Printed 3.85 lines/cm.

Photo n° 1 - Document très dense lettre 1,5mm de haut -

Restitution photo n° 9

Group 3 situation while the measurement without overhead applies to the Group 4 case.

2.6 Measurement of Error Sensitivity

An objective measure of error sensitivity is obtained by encoding the test documents with the proposed techniques (all overhead bits must be included), subjecting the resulting bit stream to transmission errors, decoding the transmission to obtain the received image, and comparing the original image with the received image to determine the number of pels in error. The Error Sensitivity Factor (ESF) is calculated as the total number of document pels in error divided by the total number of transmission bits that are in error. In this way, the ESF represents the average disturbance to the output image caused by a single transmission error.

2.6.1 Transmission Error Pattern

It was agreed that a record of actual bit errors incurred over telephone lines will be used in the error sensitivity test. The Federal Republic of Germany (see Reference 8) has obtained a record of such errors by transmitting a known psuedo-random sequence at 4800 bits/sec. using a V27 ter modem over a switched telephone network. The resultant error pattern has been recorded on magnetic tape and made available to experimenters. Appendix C of Reference 3 describes the format of the transmission error magnetic tape. This tape was used in the measurement of error sensitivity described in this report.

2.6.2 Error Phases

One concern with the ESF measurement is the high degree of sensitivity to those few errors which may affect the end of line code and can cause an inordinate number of incorrect pels. If the error pattern happened to fall in an unfortunate phase relative to the encoded bits, a large number of pels could be affected. On the other hand, the error pattern could fall fortuitously and affect a relatively few number of pels. To insure experimenters can achieve an adequate level of statistical validity, the concept of error phases has been introduced. In the basic zero phase, the first bit of the error record is aligned with the first bit of the encoded transmission. In the case of Phase 2, the transmitted bit information is delayed by 1,024 bits relative to the previous run. The transmission bit information is delayed by 2,048 bits for Phase 2. Experimenters would have a higher confidence level in the average of the three phases compared to any one ESF taken alone.

2.6.3 Error Correction

In order to precisely measure the error sensitivity, both the encoding technique and the decoding algorithm must be completely defined. If more than one decoding algorithm is proposed (for example, to achieve differing levels of error control), each must be tested separately. Collective Letter No. 87 from the CCITT (see Reference 7) outlines an error correction procedure to be used for simulating two-dimensional algorithms where an error correction procedure has not been otherwise specified. In this procedure, the erroneous line is replaced

by the previous line and following lines are replaced by white lines
until a one-dimensional coding line is correctly decoded.

3.0 COMPUTER PROGRAM OVERVIEW

This section contains a general overview of the computer program architecture used under this contract. The description is divided into two parts. Section 3.1 focuses on the overall simulation process from a flow perspective with particular emphasis on the simulation inputs and outputs. Section 3.2 presents the hierarchical structure of the programs illustrating how the programs are organized for each of the 7 different algorithms. For convenience of the reader, a detailed flow chart, and the actual program code listing, has been included in the Appendices for each algorithm (Appendices D through G). All computer programs have been written in conventional Fortran IV language.

3.1 The Simulation Process

Figure 3-1 illustrates the interrelationship between the major functions of each simulation program developed on the subject contract. There are two input data sets to each simulation which originate on magnetic tape. One tape, supplied by the French PTT Administration, contains all eight of the CCITT test documents. The format of this input image tape is described in Appendix B of Reference 3. The other tape, supplied by the Federal Republic of Germany, contains transmission error data from actual switched telephone circuits. The format of this input tape is described in Appendix C of Reference 3. A program called "REDTAP" was prepared to read the data from the input document tape while the error tape is read in directly. Data from the two input tapes are placed on disc in the computer system to be accessed during the simulation process. A separate file is established for each of the

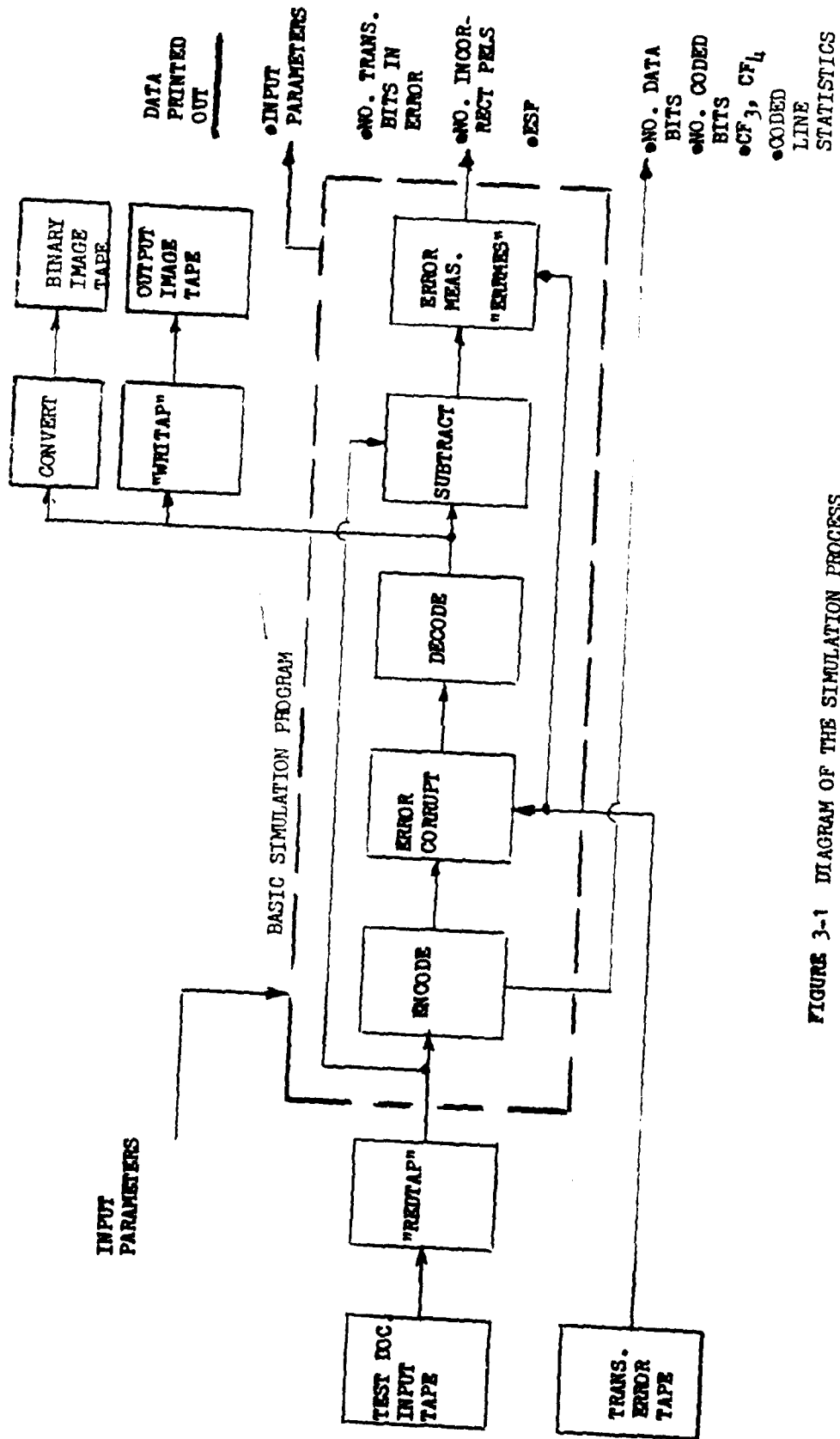


FIGURE 3-1 DIAGRAM OF THE SIMULATION PROCESS

test documents. The transmission error tape is divided into four files, one for each of four different circuit error conditions.

To initiate the simulation process, the operator must type in a set of input parameters. The insertion of the input parameters is accomplished on an interactive basis with prompting. A typical interactive sequence with responses is listed below.

1. PARAMETERS: INPUT (=I), OR DEFAULT (=D)? I
2. DIAGNOSTIC PRINTOUT? (Y OR N). N
3. ENTER MAXIMUM NUMBER OF PELS PER LINE: 1728
4. ENTER VERTICAL SAMPLING: 1
5. ENTER PARAMETER K: 4
6. ENTER ERROR PATTERN PHASE: 0
7. ENTER MINIMUM COMPRESSED LINE LENGTH: 96
8. NUMBER OF SCAN LINES TO BE PROCESSED = ? 10
9. ERROR MODE = ? (M=MANUAL, T=TAPE, N=NO ERRORS) N

After the data has been entered and the measurement parameters have been selected, the first step in the simulation process is the "ENCODE" function. This function detects color changes in the input data and constructs the appropriate code word by table look-up or algorithm. The actual code is fed to the error corrupt unit, while the number of code bits is accumulated with fill and EOL codes to provide the output total number of data bits, to compute the Compression Factors, CF_3 and CF_4 .

The error corruption step combines the transmission error data with the encoded data. At each point in the image where an error occurs, the corresponding bit in the encoded signal is reversed and fed to the

decode function. The decoder basically performs the inverse function of the encoder, generating a series of lines of image pels. There are two parts of the decoding function which are not obvious and require clarification: (1) what the decoder does when an error occurs (2) what the decoder does when a line is missing. The operation of the decoder under these two conditions is described in Section 4.

The output of the Decode function feeds the "WRITAP" or "CONVERT" functions for writing the error corrupted image on magnetic tape. It is also fed to a subtraction function which compares the decoded image with the original image. Pels which are in error are fed to the "ERRMES" subroutine which counts all the pels in the image which are in error. This subroutine also counts the number of transmission error bits which corrupted the encode signal. Finally, the "ERRMES" subroutine computes the ESF by dividing the number of incorrect pels by the number of transmitted bits in error.

Figure 3-1 shows that the simulation process provides a printout of all the computed performance data as well as a summary tabulation of the input parameters.

For more details on the computer programs, refer to Section 3.2 for a description of the program structure and to the Appendices for flow charts and program listings.

The reader should note that most of the software prepared under this contract is suitable for simulating any compression algorithm. The only subroutines which must be written specifically for a particular coding technique are the encode and decode subroutines.

3.2 Program Structure

The following section describes the structure of the computer program written to simulate the various algorithms. In addition, a brief description of each of the subroutines is given.

Each of the computer programs written to simulate the seven compression algorithms conforms to the general structure shown in Figure 3-2. The chart given in this figure shows the hierarchy of the functions that make up each simulation program. Some of the functions on the chart are named generically: the table in Figure 3-2 shows how these generic function names are keyed to the actual subroutine names used by each compression algorithm. The names on the hierarchical chart that do not appear in the table are subroutines that are used by all compression algorithms. A brief description of each of the functions/subroutines follows:

MAIN

The MAIN program controls the decoding process and the error recovery procedure for getting back in sync when an error is detected. As can be seen from Figure 3-2, the simulation process is "decode driven"; that is, the main program controls the decode process which decodes a buffered line of compressed data. When the contents of the buffer have been used up, a new line of data is encoded. The MAIN program also controls parameter input, measurement of errors, and reports computed results.

GETL

The GETL subroutine retrieves a number of requested bits from

the coded line and delivers the bits packed into a word (right justified). If stuffing bits have been used, i.e. in the German code, they are removed. End-of-line codes (EOL) or line synchronization signals (LSS) are detected. If the number of coded bits requested by the calling program is not available, the ENCODE subroutine is called to provide them.

ENCODE

This subroutine supplies a line of compressed data. Color transitions on an input line are detected bit-by-bit. Both one-dimensional and two-dimensional lines are encoded depending on the parameter K. The code word is generated by table look-up, or algorithm, as appropriate, and added to the coded line buffer via CODE 1 and/or CODE 2.

CODE 1

The subroutine CODE 1 is called by ENCODE to look up the Modified Huffman Code (MHC) corresponding to a given run length and color, and add the code word to the coded line buffer.

CODE 2

The subroutine CODE 2 performs a similar function for the two-dimensional case. Based on a particular feature, the appropriate code word is generated by table look-up or algorithm and added to the coded line buffer. All code tables for both one-dimensional and two-dimensional codes are stored in labelled common which is initialized by a BLOCK DATA subprogram.

STUFF

The STUFF subroutine is used by the READ and German algorithms to insert 0's or 1's in the coded data stream in order to avoid ambiguities with the line synchronization signal. A '1' is inserted after every occurrence of ten consecutive zeroes in the coded stream for the German algorithm.

DECODE 1

The DECODE 1 subroutine decodes the MHC. It extracts a set of n bits ($n=3$ initially) from the coded line and looks for a match with all code words of length n , increasing n until a match is found or the code table is exhausted. When and if a match is found, the indicated bits are constructed on the output line. Any errors detected in the decoding process, such as no match to code table, or line too long, are flagged.

DECODE 2

This subroutine performs the same function as DECODE 1 for the two-dimensional line.

MI2B and I4B

The subprograms MI2B and I4B are used to pack and unpack a set of bits into (or from) an array of words.

4.0 Error Detection/Correction Procedure

In Reference 7.0, the following error checking and processing procedure was specified by the CCITT for testing the proposed two-dimensional coding techniques:

- 1) Error checking - If decoded signals are not exactly 1728 pels/line, the line is recognized as an erroneous line.
- 2) Error processing - The erroneous line is replaced by the previous line and following lines are replaced by white lines until one-dimensional coding line is correctly decoded.

The error detection and correction procedures used in this simulation follow the spirit, if not the letter, of this directive.

Not all of the proposed algorithms produce a line pel count that can be checked against the correct 1728 pels per line. The error checking was expanded to include the detection of any condition that could not possibly occur in a correctly received transmission. Some examples of possible error conditions are:

- EOL occurs before 1728 pels have been written
- More than 1728 pels have been written before EOL is received
- No word in applicable code table matches received bit pattern
- Current line decoding references a run that does not exist in the previous line
- Pels are written to the left of the first pel on the line

Conditions that are only improbable, such as a line of pels that differs radically from the previous line, are not considered error conditions. Error conditions specific to each coding algorithm are discussed in Section 5.0.

The AT&T algorithm does not, strictly speaking, have a "one-dimensional coding line." Therefore, the error processing was extended, for this algorithm, to consider any line that can be decoded without an error condition as a correct line. In decoding lines that reference previous lines, the last correctly decoded line is used as the reference line, regardless of whether or not there are intervening error lines. It is believed that the chance of correctly decoding a line, following an error line that references a previous line, is extremely small.

Upon detection of an error condition, the decoder attempts to resynchronize by searching for the next unique Line Synchronization Signal (LSS). All but the AT&T algorithm have different codes for one-dimensional and two-dimensional lines. The state diagram for error recovery for these algorithms is shown in Figure 4-1. For the AT&T algorithm, the One-Dimensional Decode and the Two-Dimensional Decode states are identical, and detection of an EOL in the Search state causes a change to the Decode state, rather than staying in Search.

Following Reference 7, when an error condition is detected, the error line is replaced by the previous correct line, while successive error lines are replaced by all-white lines, until a line is decoded correctly. It should be pointed out that this procedure

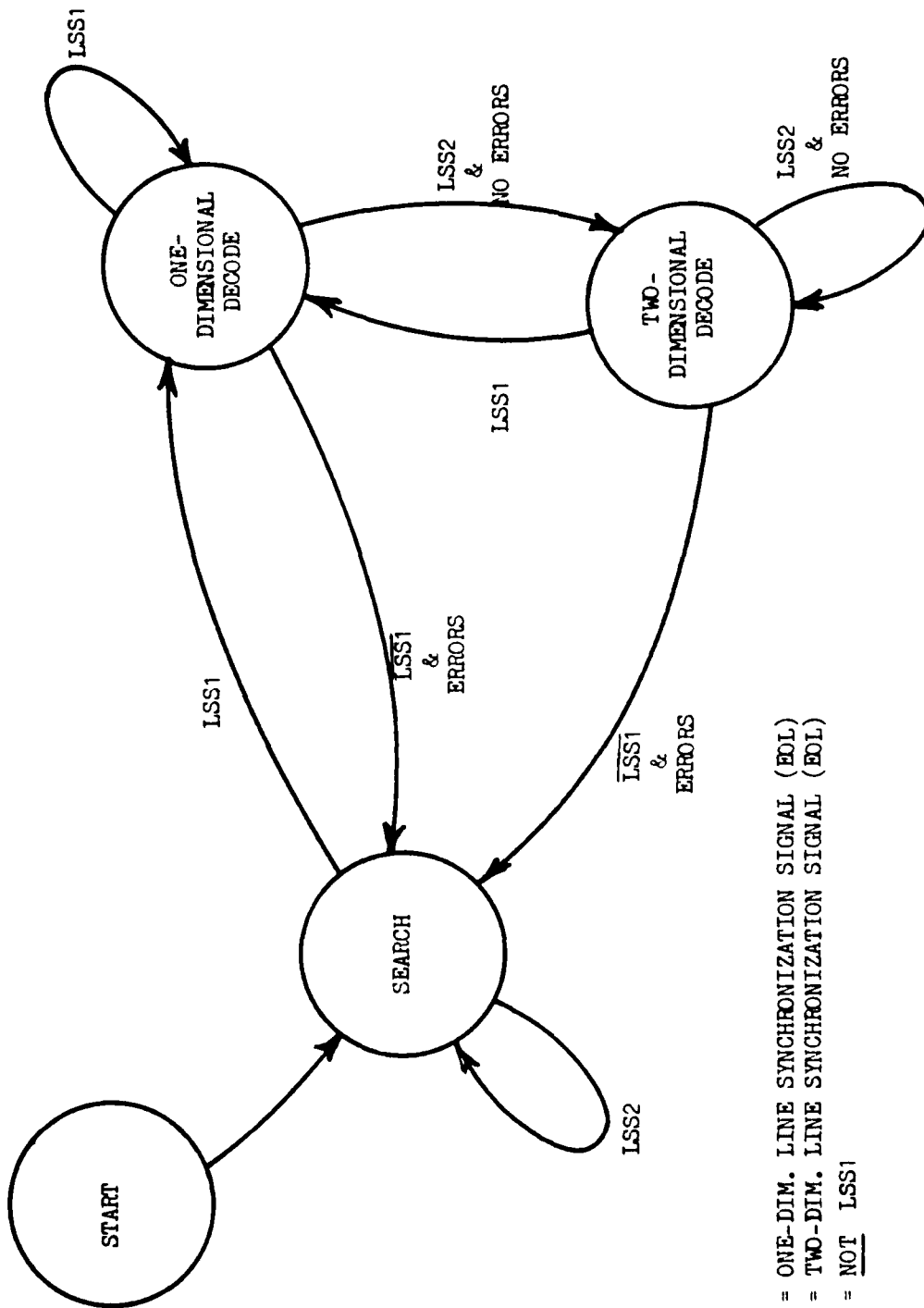


Figure 4-1 DECODE STATE DIAGRAM

may not be optimum. Repeating the last correct line until the next correct line is received may produce better results from a subjective and objective point of view.

Because of transmission errors, some of the original image lines may be missing in the output, or additional lines may be in the output that were not in the original image. In order that a missing or extra line not have an undue influence on the ESF, it is important that the original and received images not get permanently out of line alignment when they are compared to determine the number of pel errors. To this end, each of the lines in the original image is assigned a serial line number, and this number continues to be associated with the same line in the received image. If a transmitted line is dropped, due to the loss of an EOL, then its line number will be missing in the output. On the other hand, if a line is broken into two or more lines in the received image, due to false EOL's, then its line number will appear more than once in the output.

If no lines are dropped or added, the line numbers of the original and received lines that are compared to detect pel errors will be equal. When a line is added or deleted, the line numbers of the compared lines will become unequal. When this occurs for the first time, the two lines with different line numbers are compared to determine the number of pel errors, which is added to the pel error total. Then, instead of proceeding to the next line in both the original and received images, the next line is used in only one of the images, with the previous line being used in the other image. The line is advanced only in that image that has the smaller line number, so as to tend to make

the line numbers of the two images more equal. This continues until the line numbers are equal, after which the next line is used in both images, until another inequality is detected.

This procedure provides a proper penalty for a missing or added line, but prevents this type of error from causing pel errors over the entire image below the place where it occurred.

5.0 ASSUMPTIONS RELATED TO INDIVIDUAL ALGORITHMS

5.1 British Post Office

No modifications or assumptions were required to simulate the British algorithm. Two optional procedures, as defined in the British contribution, were simulated to enable best performance: The resettable K procedure was used to reset K when an all-white line followed a non-all-white line or a non-all-white line followed an all-white line. The optional step 3 in the two-dimensional coding procedure was used in place of step 2ii.

5.2 Federal Republic of Germany

The German compression algorithm encodes run lengths of correct predictions followed by an incorrect prediction. The runs between incorrect predictions are encoded separately for each source state. However, the contribution was not clear on the coding procedure if the last run of predictions on a line for a given source state did not end with a prediction error. Therefore, a hypothetical prediction error was added to each run of correct predictions for a given state if that run did not terminate naturally with a prediction error. This hypothetical error was automatically ignored on decoding. This procedure required a slight modification to the code table for state 0 (S_0). The code word 110 was used for a run length of 1729 instead of 1728 and the code word 10 for the prefix was used for lengths of 65-1728 instead of 65-1727.

Note that it is not possible with the German algorithm to detect errors by checking the decoded line length, since it is always 1728. Errors were detected by checking the residue of run lengths for each state after a complete line was decoded. For an error-free line, the residue must be 0 or 1 corresponding to runs ending with a prediction error and

runs ending with a hypothetical prediction error, respectively. Any runs of length greater than 1 "left over" after a line is decoded indicate an error. Taking the above approach, it should be noted that in the example of Figure 2 of Appendix B, the S_0 run should be 6 instead of 5, since the first prediction error for state S_0 occurs the sixth time state zero is present.

6.0 MEASUREMENT RESULTS

During the course of this contract, Delta Information Systems prepared computer programs to simulate the two-dimensional coding algorithms proposed by the British Post Office and the Federal Republic of Germany. These two programs were then run on the Hybrid Computer Facility at the Defense Communications Engineering Center in Reston, Virginia. Two different types of simulation were performed. The first measured the compression and error sensitivity of the two algorithms at five different test conditions (the four CCITT documents at standard resolution plus document number 4 at high resolution). In the second simulation, all seven proposed algorithms (Japan, 3M, IEM, Xerox, AT&T, BPO, FGR) were tested at an infinite K-factor for document number 4 at standard and high resolution. The results of these two simulation tests are summarized in the paragraphs below.

COMPRESSION AND ERROR SENSITIVITY

As explained above, five computer runs were performed for both the British and German algorithms. The following test conditions were held constant during these tests: error phase - 0; error file - 1; minimum scan line time - 20 ms. All four test documents (Documents 1, 4, 5, and 7) were run at standard resolution and a K-factor of 2. For the fifth run, test document number 4 was run at high resolution with a K-factor of 4.

The results of the ten test runs are tabulated in Tables 6-1 and 6-2. To aid in the evaluation process, the corresponding test data for the other five algorithms are also included in these tables. The definitions of measurement parameters included in these tables are reviewed below.

TABLE 6-1 COMPRESSION AND ERROR SENSITIVITY TEST RESULTS*

DOC. NO. VERT. RESOL. K FACTOR	ALGORITHM	NO. CODED BITS	NO. BITS IN ERROR XMTD	BER X 10 ⁻³	NO. INCORRECT PELS	NO. CODED DATA BITS	ESF	CF ₃	CF ₄
DOC. NO. 4	JAPAN	442,434	362	.82	21,030	390,927	58.093	4.6399	5.2513
	3M	441,104	362	.82	12,255	397,549	33.8536	4.6539	5.1638
	IBM	430,215	346	.80	16,013	383,562	46.2803	4.7717	5.3521
	XEROX	468,341	374	.798	15,642	430,660	41.8235	4.3833	4.7668
	AT & T	466,613	374	.80	19,378	415,034	51.8128	4.3995	4.9463
	BPO	442,129	362	.819	15,250	395,132	42.1271	4.6431	5.1954
K = 2	FRG	430,335	346	.804	15,674	385,149	45.3006	4.7704	5.3301
DOC. NO. 4	JAPAN	727,418	564	.775	38,283	620,671	67.877	5.6442	6.6150
	3M	757,869	564	.74	38,682	668,555	68.5851	5.4175	6.1412
	IBM	727,740	564	.77	30,600	627,122	54.2553	5.6418	6.5469
	XEROX	822,790	564	.685	25,464	748,406	45.1489	4.9900	5.4860
	AT & T	763,481	564	.73	33,756	655,807	59.8511	5.3776	6.2606
	BPO	731,769	564	.771	39,365	628,963	69.7961	5.6107	6.5278
K = 4	FRG	727,121	564	.776	33,293	631,072	59.0301	5.6466	6.5060
DOC. NO. 1	JAPAN	188,070	120	.638	3,538	113,956	29.48	10.915	18.0145
	3M	192,484	132	.68	1,160	126,122	8.7879	10.6651	16.2768
	IBM	187,619	120	.63	3,034	115,011	25.2833	10.9417	17.8493
	XEROX	198,749	132	.664	2,571	133,050	19.4773	10.3289	15.4293
	AT & T	193,573	132	.68	1,236	112,546	9.3636	10.6051	18.2402
	BPO	189,285	120	.634	3,091	115,540	25.7583	10.8454	17.7675
K = 2	FRG	189,938	120	.632	3,056	118,809	25.4667	10.8081	17.2787

* ERROR PHASE - 0; ERROR FILE - 1; MIN. SCAN LINE TIME - 20 ms.

TABLE 6-2 COMPRESSION AND ERROR SENSITIVITY TEST RESULTS (cont'd)

DOC. NO. & VERT. RESOL.	ALGORITHM	NO. CODED BITS	NO. BITS IN ERROR XMTD	BER X 10 ⁻³	NO. INCORRECT PELS	NO. CODED DATA BITS	ESF	CF ₃	CF ₄
DOC. NO. 5 STANDARD RESOL. K = 2	JAPAN	253,989	216	.850	7,549	210,040	34.94	8.082	9.7737
	3M	264,163	216	.81	7,386	226,815	34.1944	7.7712	9.0508
	IBM	254,459	216	.84	8,211	210,809	38.0139	8.0676	9.7380
	XEROX	269,544	220	.816	3,041	236,284	13.8227	7.6161	8.6881
	AT & T	267,503	220	.82	5,570	220,429	25.3182	7.6742	9.3130
	BPO	255,470	216	.845	8,483	210,971	39.2731	8.0356	9.7305
DOC. NO. 7 STANDARD RESOL. K = 2	FRG	258,815	216	.834	4,332	220,118	20.0555	7.9318	9.3262
	JAPAN	423,040	290	.685	9,361	385,871	32.27	4.852	5.320
	3M	431,481	356	.82	8,485	399,497	23.8343	4.7577	5.1386
	IBM	413,042	272	.65	6,056	379,460	22.2647	4.9701	5.4100
	XEROX	448,809	362	.807	9,017	421,857	24.9088	4.5740	4.8663
	AT & T	451,171	362	.80	9,463	415,929	26.1409	4.5501	4.9356
BPO		422,007	290	.687	7,673	388,535	26.4586	4.8645	5.2836
	FRG	422,096	290	.687	8,366	389,068	28.8483	4.8635	5.2704

- Coded Data Bits - Total compressed bits required to transmit the document excluding all overhead bits - EOL, fill, etc.
- Coded Bits - Total compressed bits required to transmit the document including all overhead such as EOL, fill, etc.
- CF_4 - Number of document pels* divided by the number of coded data bits
- CF_3 - Number of document pels* divided by the number of coded bits
- BER - Transmitted bits in error divided by the number of coded bits
- ESF - Number of incorrect pels divided by the number of transmitted bits in error

CODED LINE LENGTH STATISTICS

The CCITT suggested that experimenters should measure the statistics related to the number of bits required to define the individual scan lines. Statistics which were measured are minimum bits/line, maximum bits/line, average bits/line, and standard deviation. Statistics were measured for each of the two algorithms and for each of the five test conditions. Table c-3 is a tabulation of the test results for a minimum scan line time of 20 ms.

INFINITE K-FACTOR TEST RESULTS

The primary objective of this overall measurement program is to contribute to the selection of a standard two-dimensional coding technique for the Group 3 application. For this reason, attention has been focused

*High Resolution - 2,376 lines X 1728 pels/line = 4,105,728 pels
 Standard Resolution - 1,188 lines X 1728 pels/line = 2,052,864 pels

TABLE 6-3 CODED LINE LENGTH STATISTICS*

TEST DOCUMENT NO.	VERTICAL RESOLUTION	BPO				FRG			
		MINIMUM BITS/LINE	MAXIMUM BITS/LINE	AVERAGE BITS/LINE	STANDARD DEVIATION	MINIMUM BITS/LINE	MAXIMUM BITS/LINE	AVERAGE BITS/LINE	STANDARD DEVIATION
4	3.85/pm	96	1231	372.10	335.72	96	1089	362.10	321.32
4	7.7/pm	96	1072	307.95	272.77	96	1089	305.88	264.81
1	3.85/pm	96	797	159.27	149.69	96	797	159.80	146.09
5	3.85/pm	96	1045	214.98	183.33	96	1063	217.76	181.41
7	3.85/pm	96	718	355.16	178.37	96	718	355.18	176.32

* MINIMUM SCAN LINE TIME - 20 ms.

on a low K-factor to permit satisfactory operation over noisy transmission channels. It is also anticipated that two-dimensional coding techniques will be employed in the future Group 4 situation where the communication error rate will be very low. In fact, the compression parameter CF_4 was chosen to give some indication of performance in a Group 4 application. However, if the test results are to be truly representative for Group 4 operation, the K-factor should be increased. To provide data for this application, all seven candidate algorithms were tested for an infinite K-factor. Each algorithm was tested at both the standard and high resolution case. Table 6-4 is a tabulation of the test results.

The reader will note that four of the coding techniques (Japan, IBM, Xerox, FRG) exhibit a very large error sensitivity factor, while it is much lower for the others. All those algorithms exhibiting a large ESF cause the input image to turn all white when the first error occurs and it remains so to the bottom of the page. The other three techniques have some degree of automatic self correction for transmission errors. As a result the error sensitivity for these three algorithms is reduced.

NOMENCLATURE OF PRINTED ERROR-CONTAMINATED IMAGES

Independent of this contract, the National Communication System is printing the error-contaminated images which were simulated and listed in Tables 6-1, 6-2, and 6-4. Each of these printed images is labelled in accordance with a particular nomenclature. Table 6-5 is a list of the test parameters and corresponding image nomenclature for the FRG and BPO algorithms. This table is included to assist those readers who may wish to correlate the test results included herein with the NCS images.

TABLE 6-4 TEST RESULTS FOR INFINITE K-FACTOR*

VERT. RESOLUTION	ALGORITHM	NO. CODED BITS	NO. BITS IN ERROR XMTD	BER $\times 10^{-3}$	NO. INCORRECT PELS	NO. CODED DATA BITS	ESF	CF ₃	CF ₄
STANDARD RESOL. 3.85 /pm	JAPAN	421,115	290	.589	249,247	363,284	859.47	4.8748	5.6509
	3M	425,179	290	.682	16,652	381,510	57.42	4.8282	5.3809
	IBM	399,045	220	.551	245,062	349,188	1,113.9	5.1444	5.8790
	XEROX								
	AT & T	402,686	238	.591	31,493	350,103	132.3	5.0979	5.8636
	BPO	416,057	272	.654	35,666	365,761	131.1	4.9341	5.6126
	FRG	399,140	220	.551	245,092	352,379	1,114.05	5.1432	5.8257
	JAPAN	663,182	564	.850	504,457	550,527	894.4	6.1910	7.4578
	3M	703,756	564	.801	96,869	613,946	171.75	5.8340	6.6874
HIGH RESOL. 7.7 /pm	IBM	664,554	564	.848	501,443	569,271	889.1	6.1782	7.3412
	XEROX								
	AT & T	666,296	564	.846	99,838	556,114	177.0	6.1620	7.3829
	BPO	661,948	564	.852	193,623	554,167	183.7	6.2025	7.4088
	FRG	663,011	564	.851	501,407	563,965	889.02	6.1925	7.2801

*DOCUMENT NO. - 4; ERROR PHASE - 0; ERROR FILE - 1; MIN. SCAN LINE TIME - 20 MS.

Table 6-5 Nomenclature of Printed Error Contaminated Images

Image * Nomenclature	CCITT Document Number	K-Factor	Vertical Resolution
188A	1	2	3.58
488A	4	2	3.58
488B	4	4	7.7
588B	5	2	3.58
788A	7	2	3.58
4881	4	infinite	3.58
4882	4	infinite	7.7

*The nomenclature has a BPO prefix for the British Post Office algorithm and a GRR prefix for the Federal Republic of Germany algorithm.

7.0 REFERENCES

1. CCITT Contribution No. 66, "Criteria for the Evaluation of Two-Dimensional Coding Techniques for use in Digital Facsimile Terminals" Source: United States of America; Date: January 1979.
2. CCITT Contribution COM XIV - No. 70, "Report of the Meeting Held in Geneva," 11-15 Dec. 1978, Annex No. 2, Section III.
3. National Communications System Report, "Development of a Computer Program for Measuring the Compression and Error Sensitivity of Facsimile Coding Techniques," August 10, 1979.
4. CCITT Contribution COM XIV - No. 42, Japan Algorithm.
5. CCITT Contribution COM XIV - No. 74, 3M Algorithm.
6. National Communications System Report, "Measurement of Compression Factor and Error Sensitivity Factor of Five Selected Two-Dimensional Facsimile Coding Techniques," October 1979.
7. Collective Letter No. 87 from the CCITT to Members of Study Group XIV COM/TO dated 21 May 1979, page 5, section 4.0.
8. Federal Republic of Germany, "Sensibility of Redundancy Reducing Codes to Transmission Bit Errors," CCITT Study Group XIV - Contribution No. 5, February 1977.
9. CCITT Contribution COM XIV - No. 64, IBM Algorithm.
10. CCITT Contribution COM XIV - No. 84, XEROX Algorithm.
11. CCITT Contribution COM XIV - No. 81, AT&T Algorithm.

APPENDIX A

CCITT STUDY GROUP XIV

Contribution No. 77

Source: British Post Office

STUDY GROUP XIV - CONTRIBUTION No. 77

SOURCE : BRITISH POST OFFICE

TITLE : PROPOSAL FOR OPTIONAL TWO-DIMENSIONAL CODING SCHEME FOR GROUP 3
FACSIMILE APPARATUS

1. Introduction

In Draft Recommendation T.4 (COM XIV, No 25, Annex 3, Dec 1977) which refers to Group 3 facsimile apparatus, paragraph 4.2 notes that the one-dimensional coding scheme may be extended as an option to a two-dimensional coding scheme. This contribution proposes such a two-dimensional coding scheme called the R2 code, which is based upon the one-dimensional coding scheme given in Draft Recommendation T.4.

The R2 code uses a similar coding procedure to that of the READ code proposed by Japan (COM XIV, No 42, Nov 1978) but uses a different code table. Compared with the READ code, the R2 provides higher compression factors, is easier to implement and is expected to have a better performance in the presence of transmission errors.

2. Design of the R2 code

Best Available Copy

One of the most important factors concerning the choice of a 2-dimensional coding scheme is its sensibility to transmission errors. The one-dimensional coding scheme using a modified Huffman code includes a unique end-of-line (EOL) codeword '00000000001'. This codeword contains a number of redundant bits which ensures that this sequence of digits cannot occur naturally in the coded data stream. Therefore, an error occurring in a coded scan line cannot prevent the detection of the EOL codeword associated with that scan line. This restricts the damage caused by an error to a single line. Also, an error which corrupts one or more digits of the EOL codeword itself may not necessarily prevent that EOL from being detected. This protection is achieved by decoding '0000000' as the end of a scan line. The subsequent coded scan line is then deemed to begin immediately following the next '1' in the data stream. For machines accommodating large paper widths and having upto 2560 picture elements per line, the end of a scan line is recognized by detecting '00000000'.

The R2 two-dimensional coding scheme is designed to provide the same protection against the effects of errors. This is achieved by constructing the R2 code table so that it contains the codeword '0000000'. The remaining codewords are then added by considering the statistics of the various coding elements or modes. The complete table has the prefix property and is exhaustive (ie it is a Huffman code). Redundant bits are then added to the codeword '0000000' to form the required EOL codeword $11 \times '0' + '1'$. (A similar method was used in the design of the modified Huffman code tables specified for Group 3 machines). The R2 code table and corresponding code tree for the R2 code are shown in Table 1 and Figure 3 respectively.

There are a number of other differences between the R2 and READ codes. Computer simulation tests on the READ code (Section 4) indicate that the vertical coding elements $V_L(n)$ and $V_R(n)$, where n is greater than 3, occur infrequently compared with the other coding elements. Unlike the READ code, the R2 code uses horizontal mode coding in these cases. Hence the R2 code has a range of vertical mode coding of up to plus or minus 3 picture elements and the R2 code table contains specific codewords to represent the vertical coding elements $V_L(2)$, $V_R(2)$, $V_L(3)$ and $V_R(3)$. The R2 code does not include codewords equivalent to the READ code $D(n)$ codewords.

The flow diagram for the R2 code is similar to that for the READ code except that an extra decision box (is $|a_1b_1| > 3?$) is inserted immediately before the decision box (is $[a_0a_1] > [a_1a_2]?$). The latter decision box is an adaptive coding procedure which ensures that certain changing elements on the coding line are coded by the most efficient means. The decision box is not essential in the R2 coding procedure and is therefore included as an optional procedure in the R2 flow diagram.

Table 1 shows that the EOL codeword is followed by a '1' or a '0' flag bit to indicate whether the next scan line is to be coded by one- or two-dimensional coding respectively. This allows the K parameter to be used in a flexible manner, called 'resettable K ', as described in Annex 1, Paragraph 4.2.1b. (Note that the resettable K procedure can also be used with the READ code).

A formal description of the R2 coding procedure is given in the Annex in a format capable of being inserted in Paragraph 4.2 of Draft Recommendation T.4.

3 Comments concerning the R2 and read coding schemes

1 There is no redundancy in the end-of-line codewords LSS1 and LSS2. Thus a transmission error which corrupts any of the digits LSS1 or LSS2 will prevent detection of that end-of-line codeword.

2 The need to add a '0' ("stuffing" bit) after the occurrence of five consecutive '1's in the coded data stream obtained using the READ code increases the complexity of the coding and decoding processes. It also increases the transmission time for documents 1, 4, 5 and 7 by an average of 2.5%. On the other hand, stuffing bits are not required when the R2 code is used, since the end-of-line (EOL) codeword is unique.

3 The R2 coding procedure is simpler than the READ coding procedure since the number of vertical coding elements is limited to seven. Hence, in the R2 code, codewords of the form $D(n)$ are not required and the coder needs to consider only a small number of picture elements on the reference line when coding a changing element on the coding line.

4 Step 3 is an optional step in the R2 code which does not affect the compatibility between machines. This step is an adaptive coding procedure represented by the decision box (is $[a_0a_1] > [a_1b_1]?$) in the flow diagram. By omitting it, the R2 coding procedure is simplified since it is not necessary to code each changing element along the coding line by two different methods. The results show that the compression factors are not changed significantly if this decision box is omitted.

5 The existence of an error on a scan line of coded data transmitted using the 1-dimensional modified Huffman coding method can usually be detected since each decoded scan line between successive EOL codewords should consist of 1728 picture elements. This 1728 check can be used on every decoded scan line, whether or not "fill" bits have been transmitted. If an error is detected, then it is optionally possible for the receiver to apply some form of corrective action. For example the receiver may attempt to conceal the error by printing an all white line or the previous scan line.

However, the READ code does not always allow this 1728 check to be used to determine the occurrence of an error even when LSS1 or LSS2 has been correctly decoded. The problem is that "fill" bits can sometimes be erroneously decoded, for example, as a sequence of the codeword V(0), (see Table 3, Com XIV, No 42). In this case, the presence of an error may not be detected and error concealment could not be applied. The R2 coding algorithm avoids this problem by using a code table which will not allow "fill" bits to be decoded as valid data.

4 Results

The READ coding scheme, as described in ref 1, but with the addition of the resettable K procedure (see Annex, Section 4.2.1b), was simulated by computer program. This enabled the number of coded bits, both with and without bit stuffing and the frequencies of the various coding elements to be measured for four of the CCITT reference documents. Corresponding measurements were then obtained for the R2 coding scheme. Two sets of measurements were obtained, one which included the adaptive coding step 3 and one which omitted this step. Note that stuffing bits were not added to the coded data obtained using the R2 code.

The measurements were obtained for minimum line periods of 0, 5, 10 and 20 msec, which correspond to minimum numbers of bits per line of 0, 24, 48 and 96 bits respectively when transmission takes place at 4.8 kbits/sec. The resettable K procedure used to obtain these results was slightly different to that proposed as an option in the R2 code. For these results, each all white scan line was one-dimensionally coded.

A useful comparison between the two codes can be obtained by considering the compression factors for the four documents measured with a minimum line period of 0 msec and including the appropriate LSS1/2 or EOL codewords. This shows that the addition of stuffing bits to the READ code increases the number of coded bits required by 2.5% on average (cf Tables 2 and 3). Tables 4 and 5 indicate that the omission of the adaptive coding step 3 has very little effect upon the number of coded bits; the number of coded bits is slightly higher for documents 1 and 4 and slightly lower for the other two documents when step 3 is omitted. When compared to the READ code with bit stuffing, the R2 coding procedure requires, on average, 2.6% fewer coded bits (cf Table 3 with Table 4 or 5).

The frequencies of the coding elements for the READ code are listed in Table 6. Table 7 shows some of the frequencies of the coding elements $V_k(n)$ and $V_l(n)$ for n equal to or greater than 2. This indicates that the number of elements where n is greater than 4 is small relative to the frequencies of other coding elements. For comparison purposes, the frequencies of the coding elements obtained for the R2 code (including step 3) are shown in Table 8. It was found that the omission of step 3 had very little effect upon these statistics.

The results relate to documents recorded on a magnetic tape made available by the French Administration. Subsequent testing of the R2 and other codes will be performed according to the agreed test criteria using a new magnetic tape which has been provided recently by the French Administration.

5. Conclusions

This contribution proposes that, by making a number of changes to the READ coding scheme, the performance of the scheme can be improved. These changes allow higher compression factors to be obtained, simplify the coding and decoding processes and may offer an improved performance in the presence of transmission errors. Further measurements are needed to determine the usefulness of the options, ie step 3 and resettable K, described in the R2 code:

A N N E X

THE R2 CODING SCHEME

4.2 Two-dimensional coding scheme

The two-dimensional coding scheme is an extension of the one-dimensional coding scheme specified in Paragraph 4.1.

4.2.1 One-dimensional coding

a. Fixed K Parameter

The first scan line is transmitted by one-dimensional coding. Also every Kth line following the first line is transmitted by one-dimensional coding to limit the vertical spread of damage caused by transmission errors. The following K-1 lines are coded by two-dimensional coding.

The transmitter determines which lines are transmitted by one- or two-dimensional coding by adding a single flag bit after the EOL codeword as shown in Paragraph 4.2.2e.

b. Resettable K Parameter

This is an optional procedure which may be used to enable higher compression values to be obtained.

If one of the K-1 lines following the Kth line complies with either of the following conditions, then that line is transmitted by 1-dimensional coding and the value of K is again set equal to the K parameter.

i. A scan line which is not all white but which follows an all white scan line.

ii. An all white scan line which follows a scan line which is not all white.

c. Value of the K Parameter

The value of the K parameter should be set as follows.

Normal resolution standard : K = 2
Higher resolution standard : K = 4

d. One-dimensional coding method

This conforms with the description in Paragraph 4.1.

4.2.2 Two-Dimensional Coding

This is a line-by-line coding method in which the position of each changing picture element on the current or coding line is coded with respect to the position of a corresponding reference element situated on either the coding line or the reference line which lies immediately above the coding line. After the coding line has been coded it becomes the reference line for the next coding line.

a. Definition of changing picture elements

A changing element is defined as an element whose "colour" (ie black or white) is different from that of the previous element along the same scan line.

- a_0 The reference or starting changing element on the coding line. At the start of the coding line a_0 is set on an imaginary white changing element situated just before the first element on the line. During the coding of the coding line, the position of a_0 is defined by the previous coding mode (see Paragraph 4.2.2b).
- a_1 The next changing element to the right of a_0 on the coding line. This is the next element to be coded.
- a_2 The next changing element to the right of a_1 on the coding line.
- b_1 The first changing element on the reference line to the right of a_0 and of opposite colour to a_0 .
- b_2 The next changing element to the right of b_1 on the reference line.

b. Coding Modes

One of three coding modes are chosen according to the coding procedure described in Paragraph 4.2.2c to code the position of each changing element along the coding line. Examples of the three coding modes are given in Figure 2.

i. Pass mode

This mode is identified when the position of b_2 lies to the left of a_1 . If the position of b_2 lies directly above a_1 , then this does not constitute a pass mode. When this mode has been coded, a_0 is set on the element of the coding line below b_2 in preparation for the next coding.

ii. Vertical mode

When this mode is identified, the position of a_1 is coded relative to the position of b_1 . The relative distance a_1b_1 can take on one of seven values $V(0)$, $V_R(1)$, $V_R(2)$, $V_R(3)$, $V_L(1)$, $V_L(2)$ and $V_L(3)$, each of which is represented by a separate codeword. The subscripts R and L indicate that a_1 is to the right or left respectively of b_1 and the number in brackets indicates the value of the distance a_1b_1 . After vertical mode coding has occurred, the position of a_0 is set on a_1 .

iii. Horizontal mode

When this mode is identified, both the runlengths a_1a_0 and a_1a_2 are coded using the codewords $H + M(a_0a_1) + M(a_1a_2)$. H is the flag codeword '011' taken from the 2-dimensional code table. $M(a_0a_1)$ and $M(a_1a_2)$ are codewords which represent the length and "colour" of the runs a_0a_1 and a_1a_2 respectively and are taken from the appropriate white or black modified Huffman code tables. After a horizontal mode coding, the position of a_0 is set on a_2 .

c. Coding Procedure

The coding procedure identifies the coding mode that is to be used to code each changing element along the coding line. An adaptive procedure may be used in some cases to determine which coding mode will provide the most efficient coding. When one of the three coding modes has been identified, an appropriate codeword is selected from the code table given in Table 1. The coding procedure is formally defined by the flow diagram given in Figure 1.

Step 1

- i. If a pass mode is identified this is coded using the codeword '0001' (Table 1). Return to the start of the coding procedure.
- ii. If a pass mode is not detected then proceed to Step 2.

Step 2

Determine the absolute value of the relative distance a_1b_1

- i. If $|a_1b_1| > 3$ then transmit the distances a_0a_1 and a_1a_2 by horizontal mode coding (Paragraph 4.2.2b). Return to the start of the coding procedure.
- ii. If $|a_1b_1| \leq 3$ then transmit the relative distance a_1b_1 by vertical mode coding (Paragraph 4.2.2b). Return to the start of the coding procedure.

Step 3

This is an adaptive coding procedure which ensures that the most efficient coding mode is used to code the position of a_1 . This optional step replaces Step 2 ii).

If $|a_1b_1| \leq 3$ then determine the value of $[a_1b_1]$, ie the number of bits required to code the relative distance a_1b_1 by vertical mode coding. Also, determine $[a_0a_1]$, the number of bits required to code the distance a_0a_1 by horizontal mode coding. This is equal to $H + M(a_0a_1)$, where H is the flag codeword '011' and $M(a_0a_1)$ is the codeword taken from the appropriate modified Huffman code table and represents the "colour" and run-length value of a_0a_1 .

Case 1: $[a_0a_1] > [a_1b_1]$

Code a_1b_1 by vertical mode coding.

Case 2: $[a_0a_1] \leq [a_1b_1]$

Code both the distances a_0a_1 and a_1a_2 by horizontal mode coding.

The use of this optional step does not affect interworking between Group 3 facsimile machines.

d. Coding the first and last picture elements on a line

i. The first run length on a line a_0a_1 is replaced by a_0a_1-1 . Therefore, if the first run is black and is deemed to be coded by horizontal mode coding, then the first codeword $M(a_0a_1)$ corresponds to a white run of zero length.

ii. The coding of the coding line continues until the position of the imaginary changing element situated just after the last actual element has been coded. This may be coded as a_1 or a_2 . Also, if b_1 and/or b_2 are not detected at any time during the coding of the line, they positioned on the imaginary changing element situated just after the last actual picture element on the reference line.

e. Line synchronization codeword

To the end of every coded line is added the end-of-line (EOL) codeword '00000000001'. The EOL codeword is followed by a single flag bit which indicates whether one- or two-dimensional coding is used for the next line.

The flag bit is:-

- 1 : one-dimensional coding of next line
- 0 : two-dimensional coding of next line

f. Fill bits

Fill bits, consisting of variable length strings of '0's may be inserted before the EOL codeword as specified in Paragraph 4.1c.

g. Return to control

The format used is the same as specified in Paragraph 4.1d.

TABLE 1
The R2 code table

MODE	ELEMENTS TO BE CODED		NOTATION	CODEWORD
PASS	b_1, b_2		P	0001
HORIZONTAL	$a_0 a_1, a_1 a_2$		H	$011 + H(a_0 a_1) + H(a_1 a_2)$
VERTICAL	a_1 JUST UNDER b_1	$a_1 b_1 = 0$	$V(0)$	1
	a_1 on the right of b_1	$a_1 b_1 = 1$	$V_R(a_1 b_1)$	001
		$a_1 b_1 = 2$		000011
		$a_1 b_1 = 3$		000001
	a_1 on the left of b_1	$a_1 b_1 = 1$	$V_L(a_1 b_1)$	010
		$a_1 b_1 = 2$		000010
		$a_1 b_1 = 3$		0000001
END-OF-LINE CODEWORD			EOL	0000000001

A '1' or a '0' flag bit is added to the EOL codeword to indicate that the following scan line is coded by one-dimensional coding or two-dimensional coding, respectively.

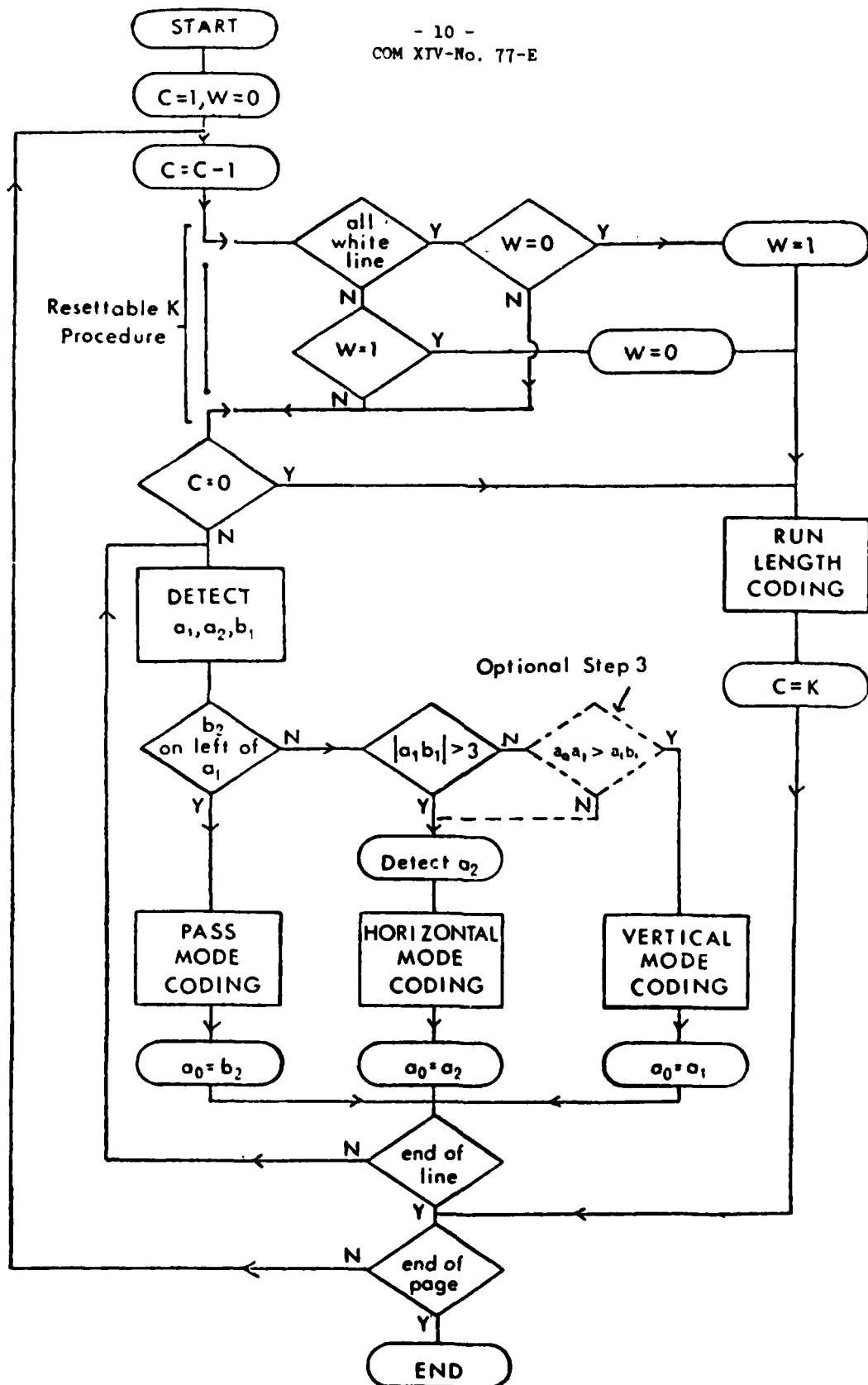


Figure 1 - Flow diagram for the two-dimensional coding scheme

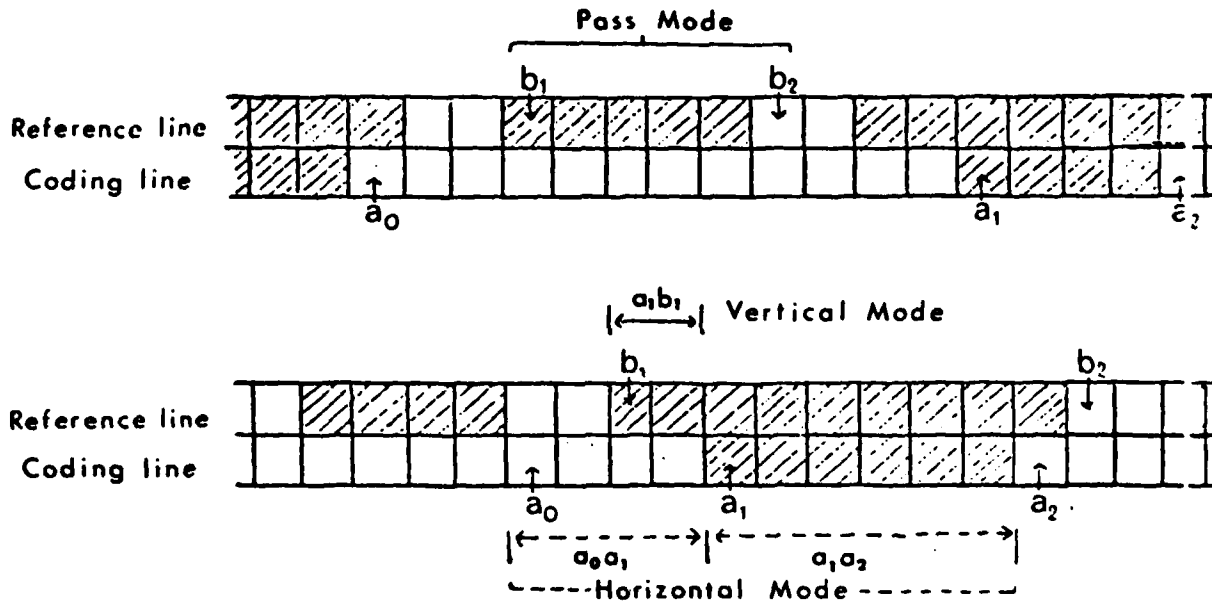


Figure 2 - Examples of coding modes

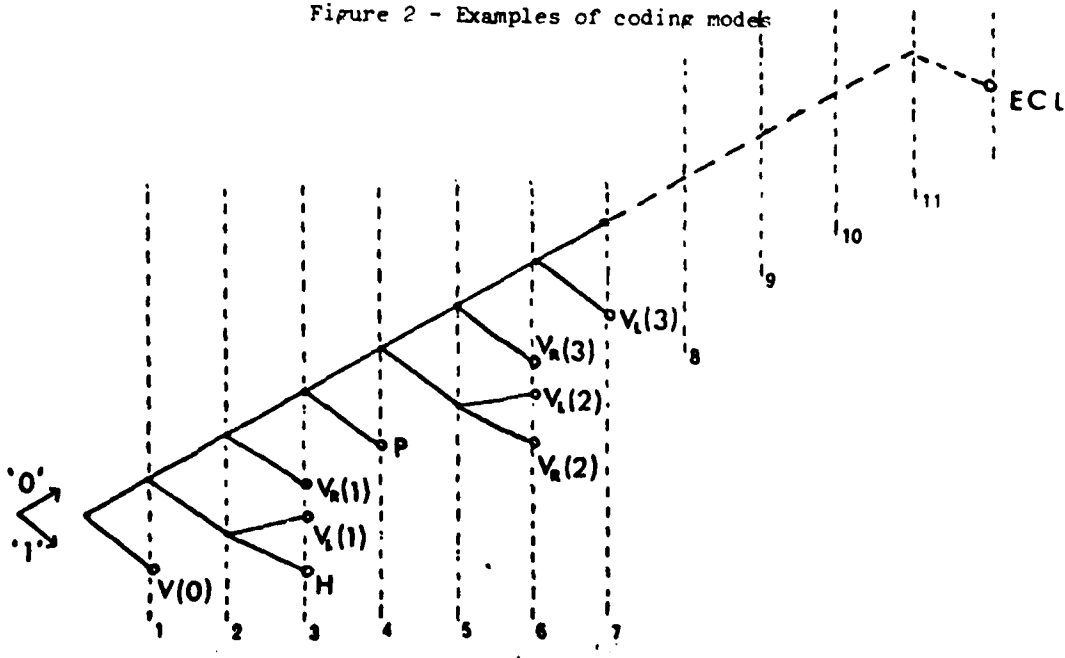


Figure 3 - The R2 code tree

Note: The results given in Tables 2 to 8 were obtained at a resolution of 3.85 lines per mm (ie .190 lines per document) and a resettable K parameter equal to 2.

TABLE 2

Number of coded bits - the read code without stuffing bits

DOCUMENT	0 msecs WITHOUT LSS1/2	0 msecs WITH LSS1/2	5 msecs	10 msecs	20 msec
1	111454	120974	120992	138656	180089
3	369379	378899	380661	390444	414441
5	190184	199704	200212	208225	231607
7	361832	371352	371355	377361	391445

TABLE 3

Number of coded bits - the read code with stuffing bits

DOCUMENT	0 msecs WITHOUT LSS1/2	0 msecs WITH LSS1/2	5 msecs	10 msecs	20 msec
1	114740	123760	123778	141425	182783
4	380296	389816	391578	401349	425284
5	194043	203563	204071	212068	235344
7	372251	381771	381774	387776	401837

TABLE 4

Number of coded bits - the R2 code (step 3 included)

DOCUMENT	0 msec WITHOUT EOL	0 msec WITH EOL	5 msec	10 msec	20 msec
1	109952	125422	125430	139085	180042
4	361359	376829	377898	386194	409698
5	186752	202222	202384	208923	231495
7	354784	370254	370254	374906	388787

TABLE 5

Number of coded bits - the R2 code (step 3 omitted)

DOCUMENT	0 msec WITHOUT EOL	0 msec WITH EOL	5 msec	10 msec	20 msec
1	110173	125643	125651	139364	180364
4	362438	377908	378977	387292	410868
5	186309	201779	201941	208514	231150
7	353358	368828	368828	373484	387368

TABLE 6

Frequencies of coding elements - the read code

DOCUMENT	P	H	V(0)	V _R (1)	V _L (1)	V _R (≥ 2)	V _L (≥ 2)
1	810	1814	4048	1315	1262	723	468
4	3640	7568	15217	5508	4577	2953	1911
5	1603	2912	10240	2536	2457	972	734
7	4035	7470	13295	2801	5311	982	2335

TABLE 7

Frequencies of the coding elements V_R(n), V_L(n),
where n ≥ 2, for the read code

DOCUMENT	V _R (2)	V _L (2)	V _R (3)	V _L (3)	V _R (≥ 4)	V _L (≥ 4)
1	444	304	141	104	138	60
4	2016	1378	781	418	156	115
5	629	520	247	141	96	73
7	604	1518	236	421	143	396

TABLE 8

Frequencies of coding elements - the R2 code (including step 3)

DOCUMENT	P	H	V(0)	V _R (1)	V _L (1)	V _R (2)	V _L (2)	V _R (3)	V _L (3)
1	792	2130	3958	1279	1218	323	227	132	47
4	3565	8508	15008	5395	4265	1552	1042	696	128
5	1422	3266	10081	2591	2429	474	393	241	56
7	3858	8363	13141	2746	5134	481	946	228	263

APPENDIX B

CCITT STUDY GROUP XIV

Contribution No. 82

Source: Federal Republic of Germany

International Telegraph and Telephone
Consultative Committee
(CCITT)

Period 1977-1980

COM XIV-No. 82-E

Original : English

Questions : 2/XIV - Point A.4

Date : March 1979

STUDY GROUP XIV - CONTRIBUTION No. 82

SOURCE : FEDERAL REPUBLIC OF GERMANY

TITLE : TWO-DIMENSIONAL CODING SCHEME
(Reply to Collective-letter No. 60)

Introduction:

A two-dimensional coding scheme for Group 3 facsimile apparatus is described as announced at the last meeting of Study Group XIV in Geneva, December 11. - 15., 1978. Differing from other proposals (IBM and Japan) this code makes use of a prediction method.

Annex 1 gives a detailed description of the code. Results of this code in comparison to other two-dimensional codes will be presented in a later contribution.

This code gives a very good performance, i. e. the compression factor is very high. Error susceptibility is comparable to other two-dimensional codes. This code uses a set of code word tables, which require a 256-word memory. One should take into account that implementation costs of memories are dropping constantly.

Besides high efficiency there is a distinct advantage of a clear patent situation. The owner of the respective patent will grant a duty-free licence to everybody.

An obligatory declaration is given in Annex 2.

Annexes : 2

B-1

(2600)

A N N E X 1

TWO-DIMENSIONAL CODING SCHEME

The two-dimensional coding scheme is a line-by-line coding method. It is an extension of the one-dimensional coding standard.

1. Parameter k

For reasons of restricting error propagation, one-dimensional coding with Modified-Huffman-Code is used for the first of every k lines. The parameter k can be chosen to k=2 for normal vertical resolution and k=4 for higher vertical resolution. Parameter k is set k= ∞ , if transmission on data links with error control is used.

2. One-dimensional coding

One-dimensional coding of a scan line conforms with coding the run lengths by Modified-Huffman-Code.

3. Two-dimensional coding

The first step in the encoding process is to make a prediction of the present picture element X_0 from the neighbouring picture elements X_1 to X_4 (Fig. 1). Table 1 shows the predicted value X_0 depending on the four preceding surrounding picture elements X_1 to X_4 . Each black-and-white pattern of these four picture elements defines a different source state S_j . For each state there are individual conditional probabilities $P(X_0/S_j)$ that the present picture element X_0 will be white or black. Now the predicted value is the more probable one in the given state S_j . Then the predicted value is compared to the real value of X_0 . Each time the prediction is right, a white pel is inserted for X_0 . When the prediction is wrong, X_0 is replaced by a

black pel. The resulting picture of prediction errors is a one-to-one transformation of the original picture, which means that all the information of the picture can be transmitted by coding the positions of the prediction errors.

The second step in the encoding algorithm explained here is to encode the run lengths between prediction errors as it is shown in Fig. 2. This is not done by coding the run lengths between every prediction error. The runs are encoded here separately for each source state S_j . For example the source is five times in state S_0 until the first prediction error occurs in state S_0 . So the run length to be transmitted is 5. For state S_1 there is a prediction error the third time the state S_1 occurs, so the run length is 3, etc.

For each state S_j an optimal run length code stored in an memory is used to transmit the run lengths between the prediction errors of state S_j (table 2). The storage of the run lengths codes requires a memory of 256 code words.

The run lengths codes used here are Truncated-Huffman-Codes, earlier described in /1/.

The encoder has to arrange the coded run lengths to be transmitted in a sequence corresponding to that of the states (Fig. 3). For example, first the encoder transmit the run length 5 of state S_0 since the current line starts with S_0 , then the run length 2 of state S_2 follows, afterwards the run lengths of state S_6 and state S_{15} etc.

Each scan line is terminated by a hypothetical prediction error at the end of the current line.

Each hypothetical picture element outside the page, which is requested for prediction, is assumed to be white. For example, for prediction of the first pel X_0 in an arbitrary line X_1 and X_4 are assumed to be white.

4. Line synchronisation

The line synchronisation signal used here conforms with the EOL-Code used by the Modified-Huffman-Code. A string of eleven "0" followed by a "1" is used. Additional one bit following the EOL-Code indicates one-dimensional or two-dimensional coding of the succeeding line. A "0" indicates one-dimensional coding, a "1" indicates two-dimensional coding. To make the line synchronisation signal unique, a "1" is inserted in the data stream after occurrence of ten continuous "0"s.

5. Fill bits

Fill bits are used to obtain the minimum transmission time per line requested by the system. A variable string of "0"s is inserted in the EOL-Code.

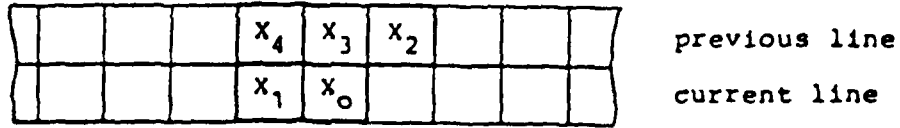
6. Return to control

End of document transmission is indicated by six consecutive EOL-Codes.

7. Compression factor

Fig. 4 shows the compression factor CF_4 achieved by the two-dimensional coding with parameter $k=\infty$, no overhead for the eight testdocuments with 1728 pels/line and 2128 lines/page.

/1/ COM XIV, Doc. G3, No. 38
Dr.-Ing. Rudolf Hell GmbH
CCITT, Genf
October 1975



X_0 = present picture element
 $X_1 - X_4$ = previous picture elements

Figure 1 - Prediction pattern

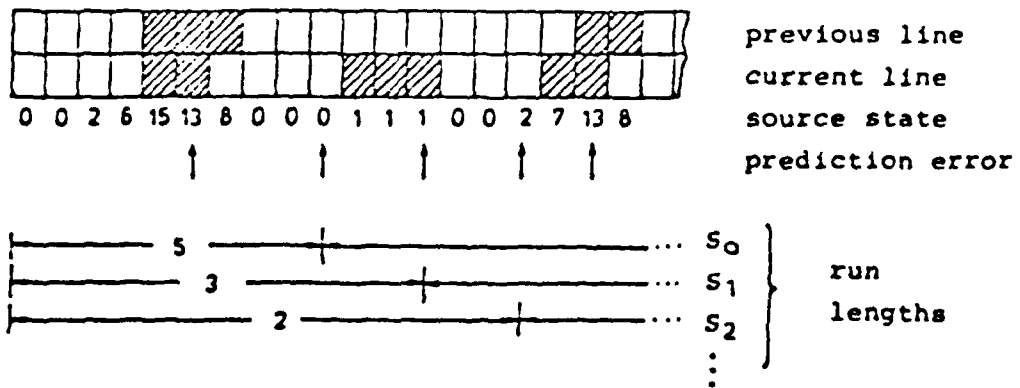


Figure 2 - Coding principle

(2600)

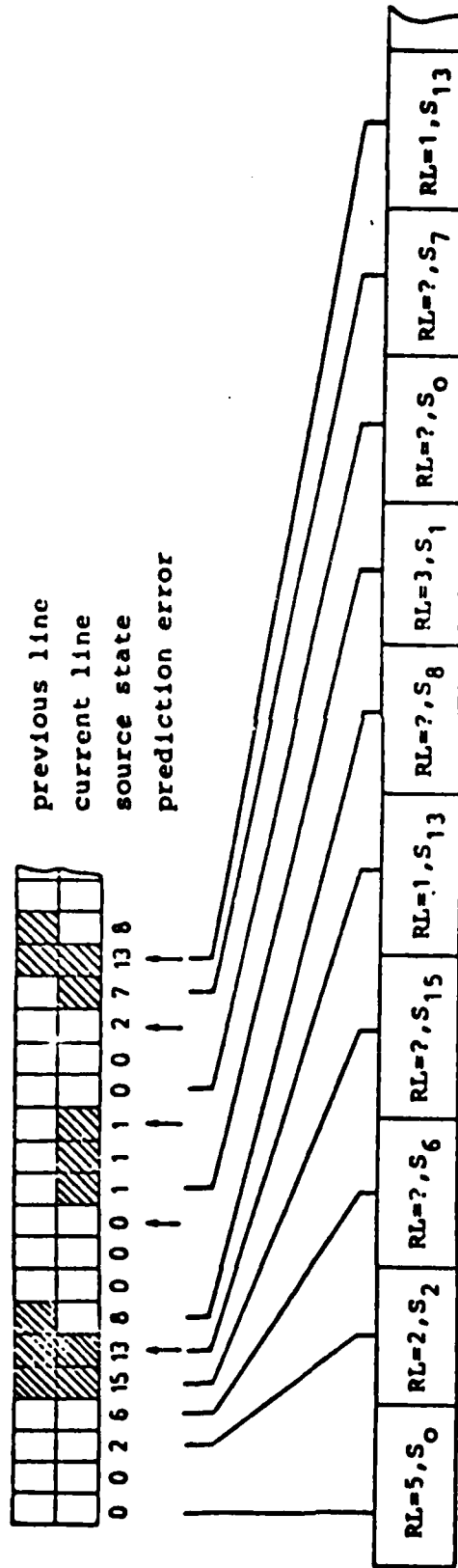


Figure 3 - Transmission sequence of run lengths (RL) between prediction errors

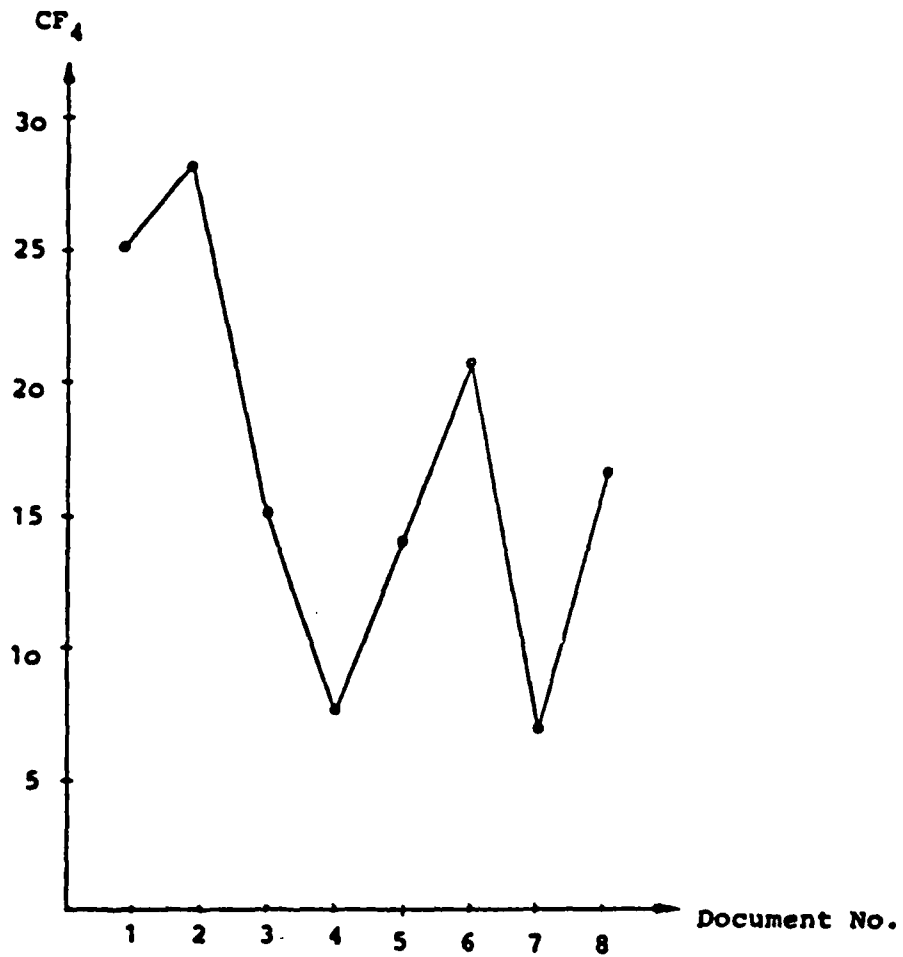


Figure 4 - Compression factor CF_4
1728 pels/line, 2128 lines/page
 $k = \infty$, exclusive overhead

TABLE 1
Prediction Table

















state S_j	predicted value X_0
S_0 	white
S_1 	black
S_2 	white
S_3 	black
S_4 	white
S_5 	black
S_6 	black
S_7 	black
S_8 	white
S_9 	white
S_{10} 	white
S_{11} 	black
S_{12} 	white
S_{13} 	black
S_{14} 	white
S_{15} 	black

TABLE 2.1

Code Words

source state S_0		source state S_{15}	
run length	code word	run length	code word
1	011011	1	LOLL
2	01100	2	LOO
3	00001	3	OLL
4	01011	4	LLD
5	11111	5	000L
6	11100	6	00LL
7	11101	7	LLLL
8	01010	8	00LOO
9	01111	9	010LO
10	00011	10	010LL
11	00111	11	1110L
12	011000	12	0000LO
13	000101	13	010000
14	000001	14	01000L
15	001011	15	111000
16	1111000	16	000000L
17	1111001	17	0010100
18	0100110	18	0000100
19	0110011	19	0000111
20	0100101	20	LOLOL
21	0100111	21	1110100
22	0110101	22	LOLOLLO
23	0100100	23	010010L
24	0100100	24	0000111L
25	0110010	25	00001100
26	0100111	26	0010110L
27	0111010	27	0010101L
28	0111001	28	0010111L
29	0001001	29	00101100
30	0010100	30	000000L
31	0011010	31	01001110
32	0010101	32	0000110L
33	0011001	33	0100100L
34	1000000	34	01001100
35	0100001	35	0100111L
36	11110110	36	LOLOLLO
37	11110111	37	1110110
38	11110101	38	0100100L
39	01101001	39	00101110L
40	0001001	40	00001100
41	01110111	41	LOLO0000
42	0111001	42	1110111L
43	0011010	43	LOLO1111L
44	0011000	44	11101110
45	0000011	45	LOLO0100
46	0000001	46	0100110L
47	0011001	47	0000110L
48	0011000	48	LOLO1110
49	0011011	49	0010101L
50	0000010	50	LOLO000L
51	0100010L	51	0000001L
52	01101000	52	001010100
53	1111010L	53	001011100
54	0111010L	54	00101110L
55	11110100	55	010011010
56	0110100L	56	00000000L
57	10000110	57	00101010L
58	01110110	58	LOLO0110L
59	0100011L	59	LOLO0111L
60	01000100	60	01001000L
61	0111000L	61	01001101L
62	01110000	62	010010000
63	0000000L	63	00000000L
64	00000000L	64	000000000L
1728	LLO	65-1728	LOLOO (prefix)*
65-1727	LO (prefix)*		

(2600)

*The prefix is followed by the run length coded in 11-bit binary notation, most significant bit first.

TABLE 2.2

Code Words

source state S_1 and S_{14}		source state S_2 and S_{13}	
run length	code word	run length	code word
1	L	1	OLO
2	OLO	2	LO
3	OOL	3	OOL
4	OLLO	4	LLL
5	OLOL	5	OLLL
6	OLLLL	6	LLLO
7	OLLLOO	7	OLLLOL
8	OOOOL	8	OOOOL
9	OOOOLL	9	LLOLO
10	OOOOLOL	10	OLLLOL
11	OLLLLOL	11	OOOOL
12	OOOOLLOL	12	OOOLLO
13	OOOOLLOO	13	OOOOLL
14	OLLLLOLOO	14	OLLOOOO
15	OOOOLLOLO	15	OOOOLLOL
16	OOOOLLOLOL	16	OOOLOOO
17	OOOOLLOOLL	17	LLOLLOL
18	OLLLLOLOLL	18	OOLOLL
19	OOOOLLOLOLO	19	OLLOOLO
20	OOOOLLOLOLL	20	OLLOOOLL
21	OOOOLLOLOLO	21	OOLOLOLO
22	OOOOLLOLOLL	22	OOLOLOLO
23	OOOOLLOLOLO	23	OOOOLLOL
24	OOOOLLOLOLL	24	LLOLLOLO
25	OOOOLLOLOLO	25	LLOLLOLL
26	OOOOLLOLOLOL	26	OOLOLOLLL
27	OLLLLOLOLOL	27	OOLOLOLLO
28	OOOOLLOLOLOL	28	OOLOLOLOL
29	OLLLLOLOLOLO	29	OOOOLLOLOL
30	OOOOLLOLOLOLO	30	OOLOLOLOL
31	OOOOLLOLOLOLOL	31	OOOOLLOLOLOL
32	OOOOLLOLOLOLOL	32	OOOOLLOLOLOL
33-1728	OLLLLOL (prefix)*	33-1728	LLOLO (prefix)*

source state S_6 and S_9		source state $S_3, S_4, S_5, S_7, S_8, S_{10}, S_{11}$ and S_{12}	
run length	code word	run length	code word
1	L	1	OLO
2	OL	2	L
3	OOL	3	OOL
4	OOOL	4	OOOL
5	OOOOL	5	OLLLL
6	OOOOLL	6	OLLLOL
7	OOOOLLO	7	OOOOL
8	OOLLOL	8	OOOOL
9	OOOOLLOL	9	OLLLOOL
10	OOOOLLOLO	10	OLLLOLO
11	OOOOLLOLOL	11	OLLLOOO
12	OOOOLLOLOLO	12	OLLLOOL
13	OOOOLLOLOLOL	13	OOOOLLOL
14	OOOOLLOLOLOLO	14	OLLLOOO
15	OOOOLLOLOLOLOL	15	OLLLOLL
16	OOOOLLOLOLOLOL	16	OLLLOLO
17	OOOOLLOLOLOLOL	17	OOOOLLO
18	OOOOLLOLOLOLOL	18	OOOOLLOL
19	OOOOLLOLOLOLOL	19	OOOOLLOL
20	OOOOLLOLOLOLOL	20	OLLLOLLO
21	OOOOLLOLOLOLOL	21	OOOOLLOL
22	OOOOLLOLOLOLOL	22	OLLLOLOL
23	OOOOLLOLOLOLOL	23	OOOOLLOL
24	OOOOLLOLOLOLOL	24	OLLLOLOLO
25	OOOOLLOLOLOLOL	25	OLLLOLLOL
26	OOOOLLOLOLOLOL	26	OLLLOLLOL
27	OOOOLLOLOLOLOL	27	OLLLOLLOL
28	OOOOLLOLOLOLOL	28	OLLLOLLOL
29	OOOOLLOLOLOLOL	29	OOOOLLOLOL
30	OOOOLLOLOLOLOL	30	OLLLOLOLOL
31	OOOOLLOLOLOLOL	31	OLLLOLOLOL
32	OOOOLLOLOLOLOL	32	OOOOLLOLOLOL
33-1728	OOOOLLOLOL (prefix)*	33-1728	OLLLOL (prefix)*

(2600) * The prefix is followed by the run length coded in 11-bit binary notation, most significant bit first. B-10

ANNEX 2

DR.-ING. RUDOLF HELL
GESELLSCHAFT MIT BESCHRANKTER HAFTUNG

DR. ING. RUDOLF HELL GMBH POSTFACH 8239 7300 NIEL 14

Fernmeldetechnisches Zentralamt
der Deutschen Bundespost
Referat A 26
Am Kavalleriesand 3

6100 Darmstadt

INFORMATIONSTECHNIK
ELEKTRONIK FÜR SATZ
UND REPRODUKTION

INR ZEICHEN UND IHRE NACHRICHT WIM

UNSER ZEICHEN

DURCHWAHL

GRENZSTREIFEN 2100 NIEL 14

Lf/Hbs.

309

19th March, 1979

The following is a translation of a declaration of our company
which was directed to the FTZ on November 10, 1978.

A copy of the original German text is attached.

D e c l a r a t i o n

In the case that the method of a two-dimensional coding according
to our German patent no. 25 56 803 "Process for Data Compression
of Binary Coded Picture Signals" should be part of a CCITT recom-
mendation, we irrevocably commit ourselves to grant by request
a duty free licence to the above mentioned patent to everybody.
This declaration will also be valid for our legal successors.

DR.-ING. RUDOLF HELL GMBH

signed by Tautt Marhencke

WERK DIETRICHSDORF TEL 104311 2001 1 TELEX C292R58 FAX 104311 2001 447
WERK SUCHSDORF TEL 104311 3013 1 FAX 104311 3013 214 TELEGRAMME HELLENHAETE NIEL ABC CODE B EDITION
VORSITZENDER DES AUFSICHTSRATES DR. ING. DR. ING. E. M. RUDOLF HELL GESCHAFTSFÜHRER DR. RER. NAT. ROLAND FLOHN
DIPL. RFM ERNST FRICH MARHENCKE DIPL. ING. HEINZ TAUTT SITZ DER GESELLSCHAFT NIEL HR AMTSGERICHT NIEL ART. B. N. 67

(2600)

APPENDIX C

SUBROUTINES WHICH ARE
COMMON TO ALL ALGORITHMS

APPENDIX C

SUBROUTINES WHICH ARE COMMON TO ALL ALGORITHMS

<u>PROGRAM NAME</u>	<u>FUNCTION</u>	<u>PAGE</u>
REDTAP 32Read input image tape	C-1
CODELN	Line Code Subroutine of "Encode" Subroutine . .	C-2
STATSComputes Statistics of Coded Lines	C-3
BLOCK DATA . . .	Initializes Packing/Unpacking Masks	C-4
MI2B	Packing Subroutine	C-5
I4BUnpacking Subroutine	C-6
ERRMES	Error Measurement Subroutine	C-7
WRITAP 32Converts binary data to Input Format	C-9
CONVERTConverts binary data to IBM Printer Format. . .	C-10

```

START OF DCEC UPRINT PROGRAM          DSNAME=D0031.REDTAP.FORT
C   PROGRAM REDTAP32
C
C   IMPLICIT INTEGER(A-Z)
C   INTEGER PELBUF(1500),OTBUF(60)
C   DATA PELMAX,PELFIL,OTFIL,TERM/1728,1,2,5/
C ***** BEGIN PROGRAM *****
C
C   INLNCT=0
150 CONTINUE
DO 100 I=1,60
100 OTBUF(I)=0
ID=1
IF=250
READ(PELFIL,300,END=500) IC,J
300 FORMAT(250I4)
J1=J
316 IF(J.GT.250) GO TO 315
J1J1=J+ID-1
READ(PELFIL,300) (PELBUF(K),K=ID,J1D1)
GO TO 400
315 CONTINUE
READ(PELFIL,300) (PELBUF(K),K=ID,IF)
ID=IF+1
IF=IF+250
J=J-250
IF(J.EQ.0) GO TO 400
GO TO 316
400 CONTINUE
IF (INLNCT.GT.200) GO TO 450
C   WRITE(TERM,410) IC,J1
410 FORMAT(5X,I4,5X,I6)
C   WRITE(TERM,420) (PELBUF(K),K=1,J1)
420 FORMAT(2X,20(I4,2X))
450 CONTINUE
OTELP=1
DO 460 I=1,J1
RUN=PELBUF(I)
IF (RUN.EQ.0) GO TO 700
DO 470 K=1,RUN
CALL M12B(IC,OTBUF,OTELP,1)
OTELP=OTELP+1
IF (JTELP.GT.PELMAX) GO TO 480
470 CONTINUE
IC=MOD(IC+1,2)
460 CONTINUE
480 CONTINUE
INLNCT=INLNCT+1
WRITE(OTFIL) INLNCT,PELMAX,OTBUF
GO TO 150
500 CONTINUE
WRITE(TERM,510) INLNCT,INLNCT
510 FORMAT('JLINES WRITTEN =',I6,'; LAST LINE NUMBER =',I6)
STOP
600 CONTINUE
STOP 600
700 CONTINUE
STOP 700
END
0   END OF DCEC UPRINT PROGRAM          LINES PRINTED= 59

```

UNCLASSIFIED

```
START OF JOEC JPRINT PROGRAM          DSNAME=D0031.CCDELN.FORT
SUBROUTINE CCDELN(LENGTH,POLAR,CDELCT,CDDATA)
C
  IMPLICIT INTEGER(A-Z)
  COMMON/BUFF/PELBUF(60,2),CDBUF(240),OTBUF(60,2),
* STFBUF(240),STAT(3000)
  COMMON/HUFF/CODE(3,92,2),COVERD(3,9)
  COMMON/ERAY/ERRORS(2500)
C
C***** BEGIN PROGRAM *****
C
C  INITIALIZE MAKE UP CODE, MAKE UP CODE LENGTH
C
C    MCODE=0
C    MLENG=0
C
C  CHECK INPUTS
C
C    IF (POLAR.LT.1.OR.POLAR.GT.2) CALL EXIT
C    IF (LENGTH.LT.0.OR.LENGTH.GT.1723) CALL EXIT
C
C    IF (LENGTH.LE.63) GO TO 10
C
C  CALCULATE MAKE UP CODE INDEX, CODE, LENGTH
C  AND WRITE TO CODE LINE
C
C    INDEX=LENGTH/64+64
C    MCODE=CODE(3,INDEX,POLAR)
C    MLENG=CODE(1,INDEX,POLAR)
C    CALL M123(MCODE,CDBUF,CDELCT+1,MLENG)
C    CDELCT=CDELCT+MLENG
C    CDDATA=CDDATA+MLENG
C
C  CALCULATE TERMINATING CODE INDEX, CODE, LENGTH
C  AND ADD TO CODE LINE
C
C 10 CONTINUE
C    INDEX=MJD(LENGTH,64)+1
C    TCODE=CODE(3,INDEX,POLAR)
C    TLENG=CODE(1,INDEX,POLAR)
C    CALL M123(TCODE,CDBUF,CDELCT+1,TLENG)
C    CDELCT=CDELCT+TLENG
C    CDDATA=CDDATA+TLENG
C
C  RETURN
C  END
```

```

SUBROUTINE STATS(LENGTH,INLNCT,DIAG)
IMPLICIT INTEGER(A-Z)
C
C   INTEGER MTT(5),ITT(2,5),LENGTH(INLNCT)
C   REAL STT(2,5),SUM,SUMSQ
C   LOGICAL DIAG
C***** FILE DEFINITIONS *****
C
C   COMMON/FILES/TERM,LPFIL,PELFIL,OTFIL,EFFIL
C
C   DATA MTT/0,24,48,96,192/
C***** BEGIN PROGRAM*****
C
C   DO 300 I=1,5
C     ITT(1,I)=10000
C     ITT(2,I)=0
C     SUM=0.
C     SUMSQ=0.
C     DO 100 J=1,INLNCT
C
C       FIND FILLED LINE LENGTH
C
C       LEN=MAX0(LENGTH(J),MTT(I))
C       IF(DIAG) WRITE(TERM,50) LEN
C50  FORMAT(I8)
C
C       FIND MINIMUM LINE LENGTH
C
C       ITT(1,I)=MIN0(Len,ITT(1,I))
C
C       FIND MAXIMUM LINE LENGTH
C
C       ITT(2,I)=MAX0(Len,ITT(2,I))
C
C       FIND SUM OF LENGTHS
C
C       SU=SUM+FLOAT(Len)
C       SUMSQ=SUMSQ+(FLOAT(Len))**2
C100 CONTINUE
C
C       FIND SAMPLE MEAN AND STANDARD DEVIATION
C
C       STT(1,I)=SUM/FLOAT(INLNCT)
C       STT(2,I)=SQRT((SUMSQ-(SUM**2)/FLCAT(INLNCT))/FLCAT(INLNCT-1))
C300 CONTINUE
C
C   WRITE(LPFIL,400)(ITT(1,I),I=1,5)
C400 FORMAT(
C   *'0                                MINIMUM TRANSMISSION TIME (4800 RPS)*/
C   *' CODED LINE*/
C   *' LENGTH                          0 MS    5 MS    10 MS    20 MS    40 MS*/
C   *' STATISTICS:*/
C   *' MINIMUM*,10X,5(I8)//)
C   WRITE(LPFIL,410)(ITT(2,I),I=1,5)
C410 FORMAT(
C   *' MAXIMUM*,10X,5(I8)//)
C   WRITE(LPFIL,420)(STT(1,I),I=1,5)
C420 FORMAT(
C   *' SAMPLE MEAN*,9X,5(F8.2)//)
C   WRITE(LPFIL,430)(STT(2,I),I=1,5)
C430 FORMAT(
C   *' STANDARD DEVIATION*,2X,5(F8.2))
C
C   RETURN
C   END
C
O   END OF DCEC UPRINT PROGRAM-----LINES PRINTED= 200

```

UNCLASSIFIED

UNCLASSIFIED

BLKCK DATA

IMPLICIT INTEGER (A-Z)

CJMON /632BIT/K1BIT(32),K2BIT(32),L1BIT(32),L2BIT(32)

DATA K1BIT /

Z00000000, Z40000000, Z20000000, Z10000000,
Z08000000, Z04000000, Z02000000, Z01000000,
Z00800000, Z00400000, Z00200000, Z00100000,
Z00080000, Z00040000, Z00020000, Z00010000,
Z00008000, Z00004000, Z00002000, Z00001000,
Z00000800, Z00000400, Z00000200, Z00000100,
Z00000080, Z00000040, Z00000020, Z00000010,
Z00000008, Z00000004, Z00000002, Z00000001/

DATA K2BIT /

Z7FFFFFFF, Z3FFFFFFF, ZDFFFFFFF, ZEFFFFFFF,
ZF7FFFFFFF, ZF3FFFFFFF, ZFDFFFFFFF, ZFEFFFFFFF,
ZFF7FFFFFFF, ZFF3FFFFFFF, ZFFDFFFFFFF, ZFFEFFFFFFF,
ZFFF7FFFFFFF, ZFFF3FFFFFFF, ZFFFDFFFFFFF, ZFFFFFFFFFF,
ZFFFFFF7FF, ZFFFFFFBFF, ZFFFFFFDFF, ZFFFFFFEFF,
ZFFFFFFF7F, ZFFFFFFFBF, ZFFFFFFFDF, ZFFFFFFFEF,
ZFFFFFFF7, ZFFFFFFFB, ZFFFFFFFD, ZFFFFFFFE/

DATA L1BIT /

Z90000000, ZC0000000, Z50000000, ZF0000000,
ZF3000000, ZFC000000, ZF5000000, ZFF000000,
ZFF300000, ZFFC00000, ZFFE00000, ZFFF00000,
ZFFF30000, ZFFF0000, ZFFF50000, ZFFF70000,
ZFFF3000, ZFFFFC00, ZFFFFE00, ZFFFFF00,
ZFFFFF30, ZFFFFFC0, ZFFFFFE0, ZFFFFF70,
ZFFFFF30, ZFFFFFC0, ZFFFFFE0, ZFFFFF70,
ZFFFFF7, ZFFFFFB, ZFFFFFD, ZFFFFFE/

DATA L2BIT /

Z7FFFFFFF, Z3FFFFFFF, Z1FFFFFFF, Z0FFFFFFF,
Z07FFFFFFF, Z03FFFFFFF, Z01FFFFFFF, Z00FFFFFFF,
Z007FFFFFFF, Z003FFFFFFF, Z001FFFFFFF, Z000FFFFFFF,
Z0007FFFFFFF, Z0003FFFFFFF, Z0001FFFFFFF, Z0000FFFFFFF,
Z000007FFF, Z000003FFF, Z000001FFF, Z000000FFF,
Z0000007F, Z0000003F, Z0000001F, Z0000000F,
Z00000007, Z00000003, Z00000001, Z00000000/

END

UNCLASSIFIED

UNCLASSIFIED

START OF DCSC UPRINT PROGRAM
CMI2B

DSNAME=D0031.MI2B.FORT

```
C
SUBROUTINE MI2B(IVAL,IBA,JB,NB)
IMPLICIT INTEGER(A-Z)
DIMENSION IBA(2)

C***** MI2B MOVES THE BIT STRING RIGHT-JUSTIFIED IN IVAL
C      TO THE JB-TH THRU THE (JB+NB-1)-TH BIT OF IBA.
C***** LABELED COMMON /G32BIT/ *****
COMMON /G32BIT/MASK(32),COMASK(32),LIBIT(32),LZBIT(32)
INTEGER MASK,COMASK,LIBIT,LZBIT

C***** MI2B EXECUTE *****
JRHB=JB+NB-2
NBT=NB
JRE=JRHB/32+1
JRB=MOD(JRHB,32)+1
NBR=MIN0(NBT,JRB)
LVAL=IVAL
JIM=32-NBR

C
J=LAND(LVAL,LZBIT(JIM))
K=32-JRB
LRE=LOR(LAND(IBA(JRE),LZBIT(JRB)),SHFTL(J,K))
K=32-JIM
LVAL=SHFTR(LVAL,K)
NBT=NBT-JRB

C
199 IF(NBT) 300,390,200
C
200 IBA(JRE)=LRE
JRE=JRE-1
LRE=LVAL
LVAL=0
NBT=NBT-32
GO TO 199

C
300 JIM=-NBT
LRE=LOR(LRE,LAND(IBA(JRE),LIBIT(JIM)))
390 IBA(JRE)=LRE
RETURN

C
END
```

UNCLASSIFIED

START OF JOEC UPRINT PROGRAM DSNAME=D0031.I48.FCRT

C I48

INTEGER FUNCTION I48(IBA,JB,NB)
IMPLICIT INTEGER (A-Z)
DIMENSION IBA(2)

C ***** I48 RETURNS AN INTEGER VALUE FOR THE BIT STRING
C STARTING AT THE JB-TH BIT OF IBA
C AND CONSISTING OF NB BITS.

C ***** LABELED COMMON /G32BIT/ *****

C CJM4JN /G32BIT/MASK(32),CCMASK(32),LIBIT(32),LZBIT(32)
C INTEGER MASK,CCMASK,LIBIT,LZBIT

C ***** I48 EXECUTE *****

C
C IF(NB-1) 10,30,20
10 STOP 10
20 CONTINUE
JRHB=JB+NB-2
NBT=MINO(NB,32)
JRE=JRHB/32+1
JRB=MOD(JRHB,32)+1
NBR=MINO(NBT,JRB)
JIM=32-NBR

C SHIFT RIGHT 32-JRB BITS AND PUT IN ZERCS ON LEFT

C J=IBA(JRE)
C K=32-JRB
C I4J=LAND(LZBIT(JIM),SHFTR(J,K))

C CALCULATE NUMBER OF BITS REMAINING IN LEFT PORTION IF ANY
C NBR=NBT-NBR
C IF(NBR.LE.0) RETURN

C IF LEFT PORTION EXISTS, SHIFT LEFT TO LINE UP WITH RIGHT
C PORTION AND 'OR' WITH RIGHT PORTION

C J=LAND(IBA(JRE-1),LZBIT(32-NBR))
C K=32-JIM
C I4B=LOR(I4B,SHFTL(J,K))
C RETURN

C BIT STRING HAS ONLY ONE BIT

30 CONTINUE
I4B=J
JBIND=(JB-1)/32+1
MSKIND=JB-(JBIND-1)*32
IF(LAND(MASK(MSKIND),IBA(JBIND)).EQ.MASK(MSKIND)) I4B=1
RETURN
C END


```

SUBROUTINE ERRMES(PELBUF,OTBUF,PELMAX,VRES,ERRCNT)
C-----
  IMPLICIT INTEGER(A-Z)
  REAL ESP
C***** LABELED COMMON /G32BIT/ *****
C-----
  COMMON /G32BIT/MASK(32),COMASK(32),LIBIT(32),LZBIT(32)
  INTEGER MASK,COMASK,LIBIT,LZBIT
C-----
C***** FILE DEFINITIONS *****
C-----
  COMMON/FILES/TERM,LPFIL,PELFIL,OTFIL,ERFIL
C-----
  DIMENSION PELBUF(60), OTBUF(60)
  COMMON/LOGIC/SEARCH,DIAG
  LOGICAL SEARCH,DIAG
C-----
C***** BEGIN PROGRAM *****
C-----
  REWIND PELFIL
  REWIND OTFIL
  ERROR=0
  OTELW=(PELMAX+32-1)/32
  OTLNCT=0
C-----
C-----
C-----
  READ AN ERROR FREE LINE
C-----
  100 CONTINUE
  READ(PELFIL,END=600,ERR=800) INLNNO,INELCT,PELBUF
  IF(MOD(INLNNO-1,VRES).NE.0) GO TO 100
C-----
C-----
  READ AN ERROR-CORRUPTED LINE
C-----
  200 CONTINUE
  READ(OTFIL,END=500,ERR=800) OTLNNO,OTELCT,OTBUF
  OTLNCT=OTLNCT+1

```

UNCLASSIFIED

C PROGRAM WRITAD37

C IMPLICIT INTEGER(4-2)

C INTEGER PELDLE(2),STOPE(1500)

C DATA PELMAX,PELFIL,OTFIL,TERM/1726.1,2.5/

C ***** BEGIN PROGRAM *****

```

0014      INLNCT=0
0015      150 CONTINUE
0016          DC 100 I=1,60
0017          170 PELBUF(I)=0
0018      REAC(PELFIL,END=50,ERR=000) INLNNO,INLNCT,PELBUF
0019      INLNCT=INLNCT+1
0020      IC=140(PELBUF,1,1)
0021      POLAR=IC
0022      J=1
0023      RUN=0
0024      DO 200 I=1,PELMAX
0025          PEL=140(PELDLE,1,1)
0026          IF(PEL.EQ.POLAR) GO TO 190
0027          OTBUF(J)=RUN
0028          J=J+1
0029          RUN=1
0030          POLAR=400(FCLAR+1,2)
0031          GO TO 200
0032      190 CONTINUE
0033          RLN=FUN+1
0034      200 CONTINUE
0035          OTBUF(J)=RUN
0036          J=J+1
0037          IF=25
0038          WRITE(OTFIL,310) IC,J
0039      300 FORMAT(250I4)
0040          J1=J
0041      310 IF(J.GT.250) GO TO 315
0042          J101=J+IC-1
0043          WRITE(OTFIL,311) (OTBUF(K),K=10,J101)
0044          GO TO 400
0045      315 CONTINUE
0046          WRITE(OTFIL,312) (OTBUF(K),K=10,IF)
0047          IC=IF+1
0048          IF=IF+250
0049          J=J+250
0050          IF(J.EQ.2) GO TO 400
0051          GO TO 310
0052      400 CONTINUE
0053          C WRITE(TERM,410) IC,J1
0054          C FJRMAT(5X,14,5X,16)
0055          C WRITE(TERM,420) (OTBUF(K),K=1,J1)
0056          C FORMAT(2X,2)(14,2X)
0057          GO TO 100
0058      500 CONTINUE
0059          WRITE(TERM,510) INLNCT,INLNNO
0060          C FORMAT('OLINES-WRITTEN =',I6,'; LAST LINE NUMBER =',I6)
0061          STOP
0062      600 CONTINUE
0063          STOP 600
0064          END

```

Best Available Copy

UNCLASSIFIED

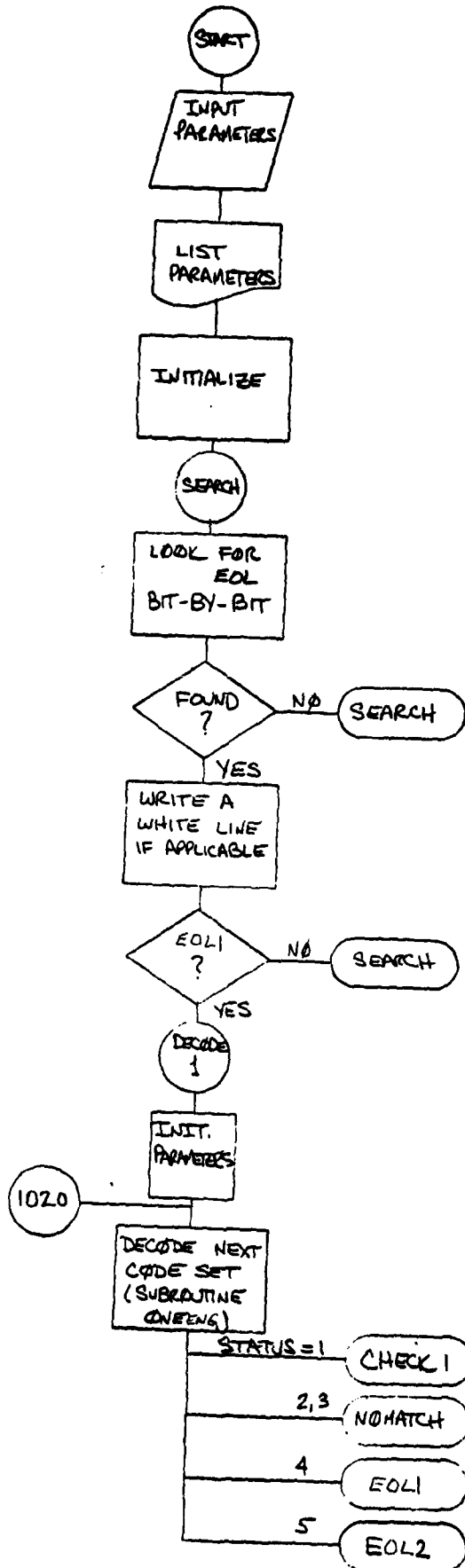
```
START OF DCEC UPRINT PROGRAM          DSNAME=D0031.CONVERT.FORT
PROGRAM CONVERT
C
C THIS PROGRAM CONVERTS BINARY FORMAT USED BY COMPRESSION
C ALGORITHMS TO THE FOLLOWING BINARY FORMAT:
C
C 1728 BITS (216 BYTES) PER RECORD:
C EACH LINE OF 1728 P.E.S BECOMES ONE RECORD
C
C IMPLICIT INTEGER(A-Z)
C INTEGER PELBUF(60),OTBUF(54)
C EQUIVALENCE (PELBUF(1),OTBUF(1))
C INLNCT=0
100 READ(1,END=500,ERR=600) INLNNO,INLNCT,PELBUF
C INLNCT=INLNCT+1
C WRITE(2,ERR=700) OTBUF
C GO TO 100
C
500 CONTINUE
C WRITE(5,510) INLNCT,INLNNO
510 FORMAT(' LINES WRITTEN =',I6,'; LAST LINE NUMBER =',I6)
C STOP
600 CONTINUE
C STOP 500
700 STOP 700
C E N D
0 END OF DCEC UPRINT PROGRAM          LINES PRINTED= 26
```

APPENDIX D

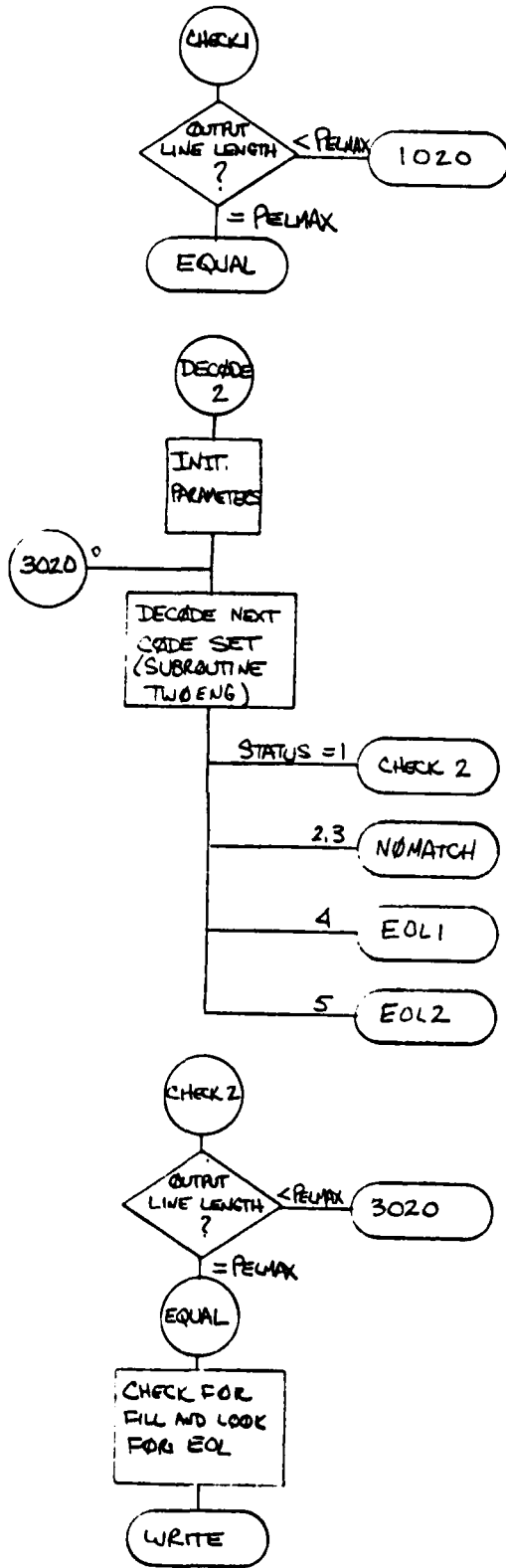
FLOW CHART

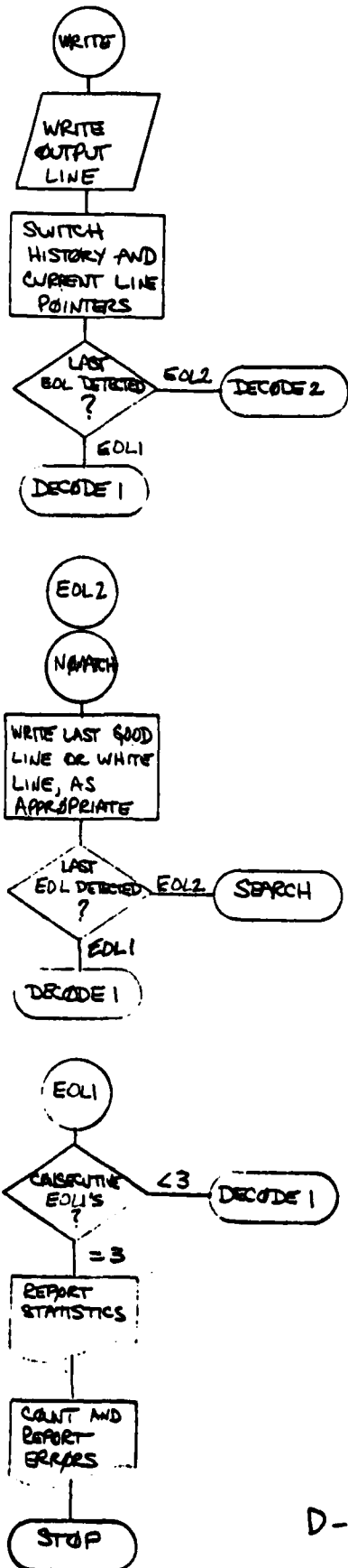
BRITISH POST OFFICE

ENGLISH

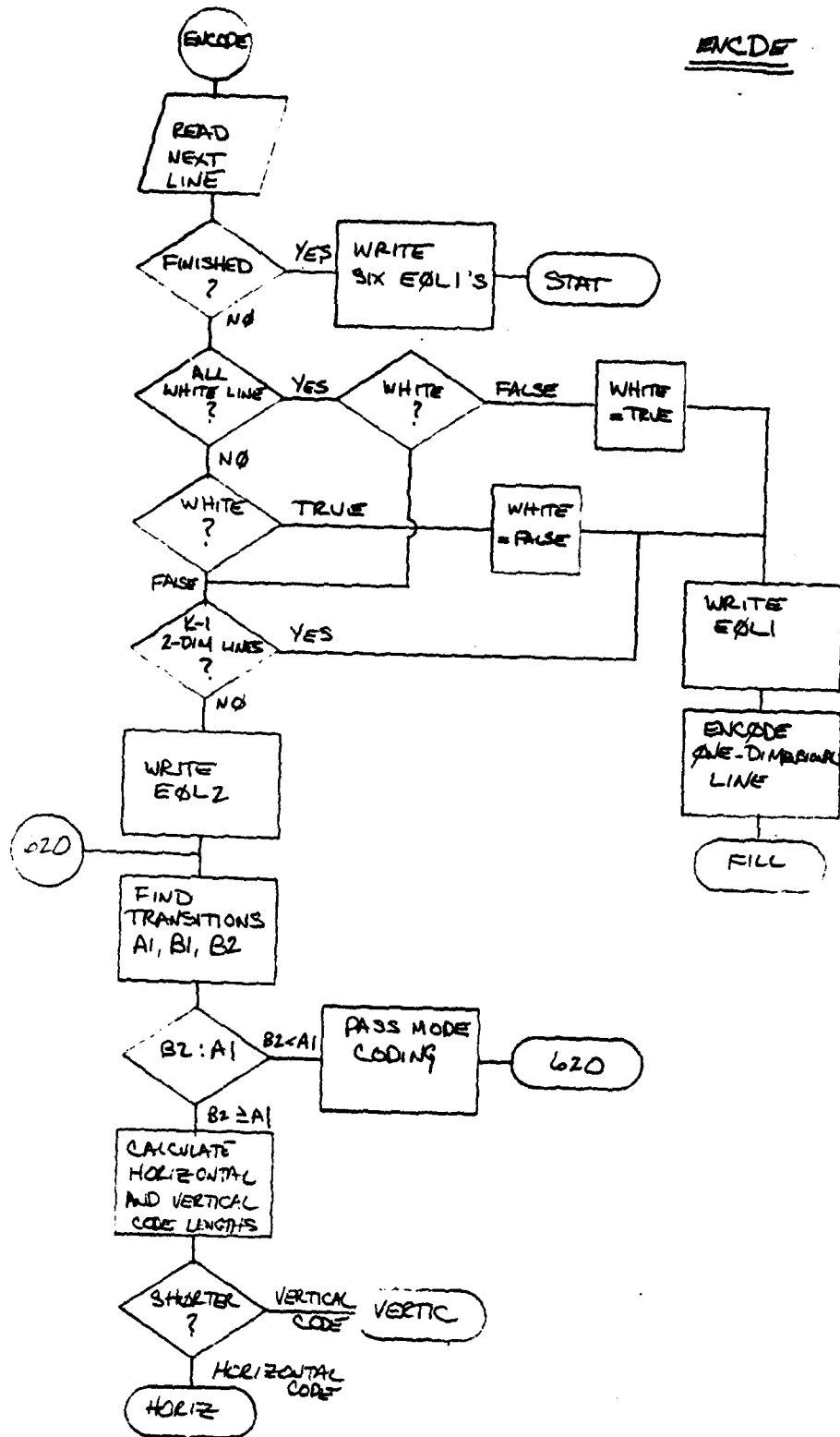


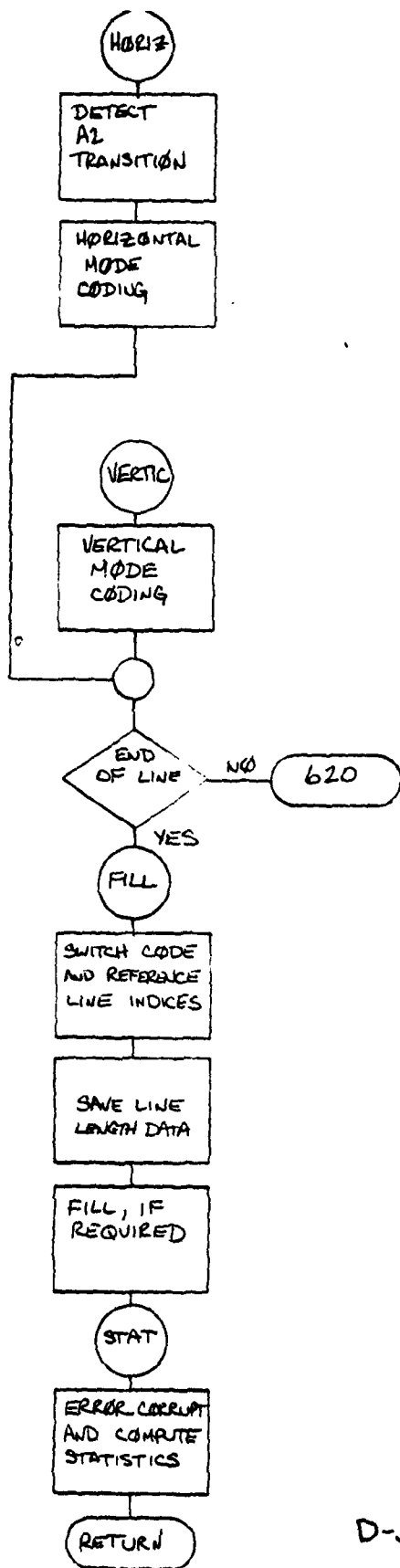
OUTPUT LINE LENGTH ≤ PELMAX
 OUTPUT LINE TOO LONG OR NO MATCH FOUND IN CODE TABLE
 } PREMATURE EOL DETECTED



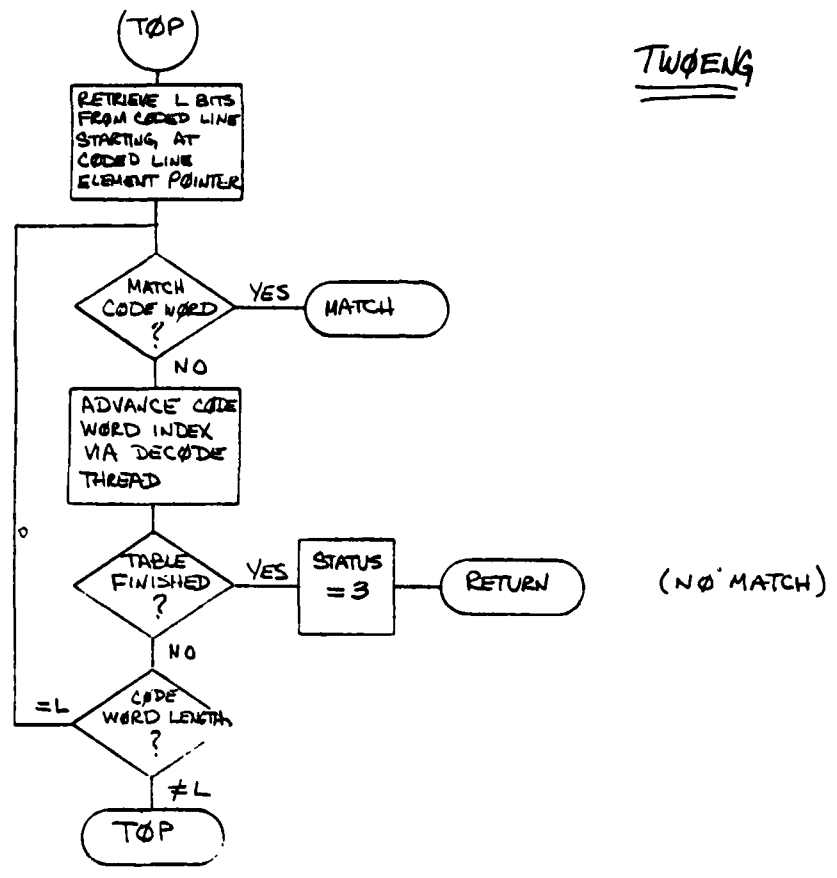


ENCDEF

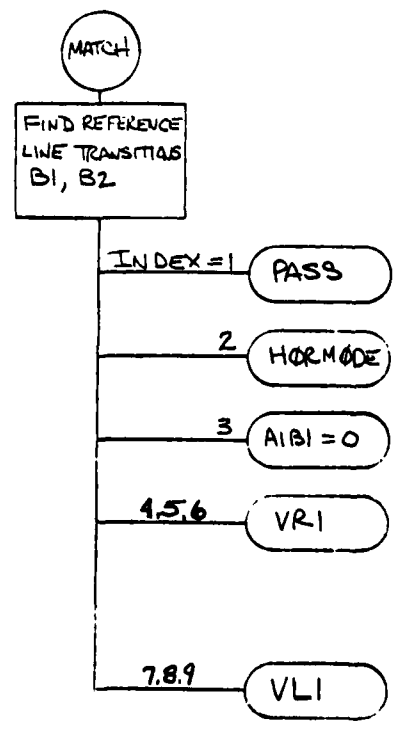


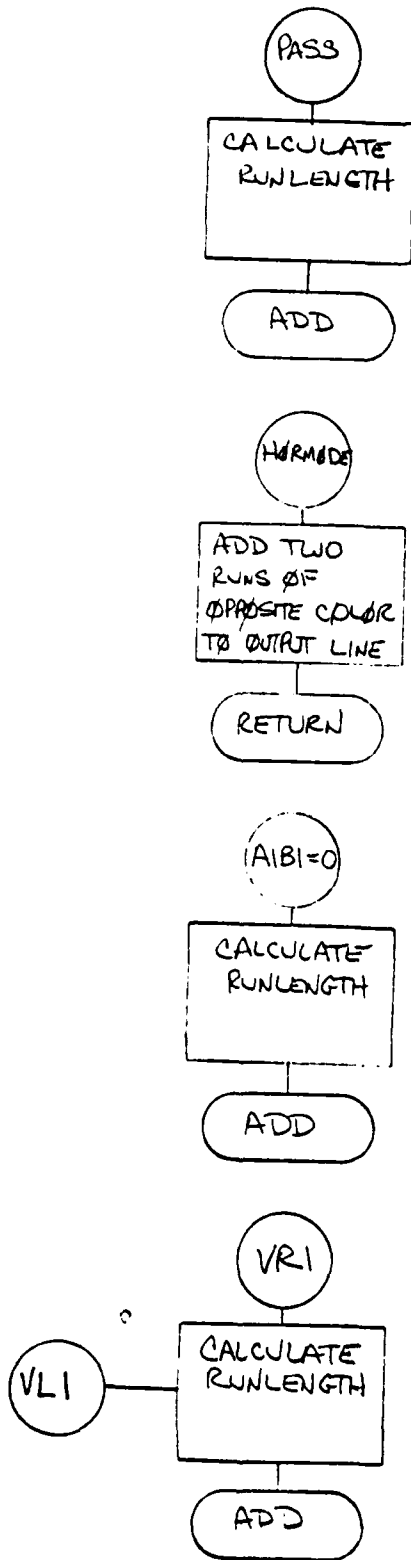


TWONG



(NO MATCH)





APPENDIX E

CODE LISTING

BRITISH POST OFFICE

UNCLASSIFIED

```
START OF CCEC JPRINT PROGRAM          USNAME=N0026.ENGLISH.FORT
C PROGRAM ENGLISH                      000000
C IMPLICIT INTEGER(A-Z)                000000
C REAL CF3,CF4,ERRATE                  000000
C ***** LABELED COMMON /G32BIT/ ***** 000000
C COMMON /G32BIT/MASK(32),COMASK(32),LIBIT(32),LZBIT(32) 000000
C INTEGER MASK,COMASK,LIBIT,LZBIT      000000
C COMMON/BUFF/PELBUF(60,2),CDBUF(240),OTBUF(60,2), 000000
C * STEBUF(240),STAT(3000)              000001
C COMMON/HUFF/CODE(3,92,2),CCDERO(3,11) 000000
C COMMON/ERAY/ERRJRS(2500)              000001
C ***** FILE DEFINITIONS ***** 000001
C COMMON/FILES/TERM,LPFIL,PELFIL,OTFIL,ERFIL 000001
C ***** LABELLED COMMON VARIABLES ***** 000001
C COMMON/IVAR/PELMAX,VRES,EPHASE,CMPMAX,ERRMOD,LINMAX,K 000000
C COMMON/PVAR/INLND,OTLND,OTELW,INELP,CDELP,UT=LP,CDELW, 000000
C * CDELET,INELCT,TCDATA,TCDEL,ERRPNT,ERROFF,ERRLM, 000000
C * ERRCNT,INLNCT,CONSEC,ONECNT,LNNOBF,KCNT, 000000
C * INCOD,INREF,CTCOD,OTREF,STFBIT 000000
C COMMON/ICHR/ID,II,MM,TT,NN,YY 000000
C COMMON/LOGIC/SEARCH,DIAG,SYNC,WRITE,ZERO,LEFT,CHCOL,DNE,WHITE 000000
C LOGICAL SEARCH,DIAG,SYNC,WRITE,LEFT,CHCOL,DNE,WHITE 000000
C READ INPUT PARAMETERS 000000
C 90 WRITE(6,100) 000000
C 100 FORMAT('ENTER PARAMETERS: INPUT(=I), OR DEFAULT(=0)?') 000000
C READ(5,110,ERR=90) INSW 000000
C 110 FORMAT(A1) 000000
C IF (INSW.EQ.D0) GO TO 315 000000
C IF (INSW.NE.I1) GO TO 90 000000
C READ DIAGNOSTIC SWITCH 000000
C 114 WRITE(6,115) 000000
C 115 FORMAT('DIAGNOSTIC PRINTOUT? (Y OR N): ') 000000
C READ(5,110) INSW 000000
C IF (INSW.EQ.YY) GO TO 116 000000
C IF (INSW.EQ.NN) GO TO 120 000000
C GO TO 114 000000
C 116 CONTINUE 000000
C DIAG=.TRUE. 000000
C READ MAXIMUM NUMBER OF PELS PER LINE 000000
C 120 CONTINUE 000000
C WRITE(6,130) 000000
C 130 FORMAT('ENTER MAXIMUM NUMBER OF PELS PER LINE: ') 000000
C READ(5,140,ERR=120) PELMAX 000000
C 140 FORMAT(I4) 000000
C IF (PELMAX.GE.1.AND.PELMAX.LE.1728) GO TO 160 000000
C WRITE(6,150) PELMAX 000000
C 150 FORMAT('NUMBER OUT OF RANGE (=1,16,1)') 000000
C GO TO 120 000000
C READ VERTICAL SAMPLING 000000
C 160 CONTINUE 000000
C WRITE(6,170) 000000
C 170 FORMAT('ENTER VERTICAL SAMPLING: ') 000000
C READ(5,180,ERR=160) VRES 000000
C 180 FORMAT(I2) 000000
C IF (VRES.GE.1.AND.VRES.LE.10) GO TO 190 000000
C WRITE(6,150),VRES 000000
C GO TO 160 000000
C READ PARAMETER K 000000
C 190 CONTINUE 000000
C WRITE(6,192) 000000
C 192 FORMAT('ENTER PARAMETER K: ') 000000
C READ(5,140,ERR=190) K 000000
C IF (K.GE.1.AND.K.LE.3000) GO TO 200 000000
C WRITE(6,150) K 000000
C GO TO 190 000000
C READ ERROR PATTERN PHASE 000000
C 000000
```

```

200 CONTINUE                                000001
    WRITE(6,210)                            000001
210 FORMAT('ENTER ERROR PATTERN PHASE: ')  000001
    READ(5,220,ERR=200) EPHASE              000001
220 FORMAT(I1)                              000001
    IF(EPHASE.GE.0.AND.EPHASE.LE.3) GO TO 240 000001
    WRITE(6,150) EPHASE                     000001
    GO TO 200                               000001
C                                           000001
C READ MINIMUM COMPRESSED LINE LENGTH      000001
C                                           000001
240 CONTINUE                                000001
    WRITE(6,250)                            000001
250 FORMAT('ENTER MINIMUM COMPRESSED LINE LENGTH ') 000001
    READ(5,140,ERR=240) CMPMAX             000001
    IF(CMPMAX.GE.0.AND.CMPMAX.LE.1728) GO TO 320 000001
    WRITE(6,150) CMPMAX                    000001
    GO TO 240                               000001
C                                           000001
C READ NUMBER OF SCAN LINES TO BE PROCESSED 000001
320 CONTINUE                                000001
    WRITE(6,330)                            000001
330 FORMAT('NUMBER OF SCAN LINES TO BE PROCESSED=? ') 000001
    READ(5,140,ERR=320) LINMAX             000001
    IF(LINMAX.GE.1.AND.LINMAX.LE.3000) GO TO 280 000001
    WRITE(6,150) LINMAX                    000001
    GO TO 320                               000001
C                                           000001
C READ ERROR MODE                           000001
C                                           000001
280 CONTINUE                                000001
    WRITE(6,290)                            000001
290 FORMAT('ERROR MODE=? (M=MANUAL, T=TAPE, N=NO ERRORS)') 000001
    READ(5,110,ERR=280) ERRMOD             000001
    IF(ERRMOD.EQ.M) GO TO 300               000001
    IF(ERRMOD.EQ.T) GO TO 315               000001
    IF(ERRMOD.NE.N) GO TO 280               000001
    GO TO 350                               000001
C                                           000001
C READ ERROR LOCATIONS                      000001
C                                           000001
300 CONTINUE                                000001
    ERRLIM=1                                000001
305 REAC(5,140) ERRORS(ERRLIM)             000001
    IF(ERRORS(ERRLIM).EQ.9999) GO TO 310    000001
    ERRLIM=ERRLIM+1                         000001
    GO TO 305                               000001
310 CONTINUE                                000001
    ERRLIM=ERRLIM-1                         000001
    GO TO 350                               000001
C                                           000001
C READ ERROR TAPE FILE AND OPEN            000001
C                                           000001
315 CONTINUE                                000001
C                                           000001
    ERRLIM=1                                000001
    READ(3,318,END=317) ERRORS(ERRLIM)     000001
    ERRLIM=ERRLIM+1                         000001
316 REAC(3,318,END=317) ERRORS(ERRLIM)    000001
318 FORMAT(I16)                             000001
    ERRORS(ERRLIM)=ERRORS(ERRLIM)+ERRORS(ERRLIM-1) 000001
    ERRLIM=ERRLIM+1                         000001
    GO TO 316                               000001
317 ERRLIM=ERRLIM-1                         000001
C                                           000001
350 CONTINUE                                000001
C                                           000001
360 CONTINUE                                000001
C WRITE INPUT PARAMETERS                   000001
C                                           000001
    WRITE(6,400) PELMAX,VRES,K,EPHASE,CMPMAX,LINMAX 000001
400 FORMAT('INPUT PARAMETERS:/'           000001
* 'MAXIMUM NUMBER OF PELS PER LINE=' ,I5/ 000001
* 'VERTICAL SAMPLING: N=' ,I4/           000001
* 'PARAMETER K =' ,I4/                   000001
* 'ERROR PATTERN PHASE =' ,I4/           000001
* 'MINIMUM COMPRESSED LINE LENGTH =' ,I4, ' BITS'/ 000001
* 'NUMBER OF SCAN LINES TO BE PROCESSED =' ,I6) 000001
    IF(ERRMOD.EQ.NN) WRITE(6,410)           000001
410 FORMAT('NO ERRORS INSERTED')           000001
    IF(ERRMOD.EQ.MM) WRITE(6,140) (ERRORS(I),I=1,ERRLIM) 000001
    IF(ERRMOD.EQ.TT) WRITE(6,420) ERRLIM   000001

```

```

420 FORMAT(I(2,' ERRORS OBTAINED FROM ERROR TAPE')
C***** BEGIN PROGRAM *****
C
C   INITIALIZE
C
C   TCDEL=0
C   TC DATA=0
C   ERRPNT=1
C   ERRCNT=0
C   INLNCT=0
C   ERRCEE=EPHASE*1024
C   CDELCT=32
C   CTCLP=1
C   CDELP=32+1
C   CCNSEC=1
C   INREF=1
C   INCOD=2
C   OTREF=1
C   OTCOD=2
C   WHITE=.FALSE.
C   KCAT=1
C
C   DO 800 I=1,240
C   STBUF(I)=0
C   CDEUF(I)=0
800 CONTINUE
C   DO 850 I=1,60
C   CTBUF(I,JTREF)=0
C   JTRUF(I,JTCOD)=0
C   PELBUF(I,IREF)=0
C   PELBUF(I,INCOD)=0
850 CONTINUE
C   SEARCH=.TRUE.
C   SYNC=.FALSE.
C   WRITE=.FALSE.
C
C   SEARCH MODE: LOCK FOR EOL1 BIT-BY-BIT
C
C   900 CONTINUE
C   CALL GET_E(13,MODE,LBITS,L)
C   GO TO (910,930,930,920),MODE
C   STOP 900
910 CONTINUE
C
C   EOL NOT FOUND; ADVANCE POINTER AND TRY AGAIN
C
C   CDELP=CDELP+1
C   GO TO 900
920 CONTINUE
C   STOP 920
930 CONTINUE
C
C   EOL FOUND
C
C   SEARCH=.FALSE.
C   CDELP=CDELP+1
C   IF(.WRITE) GO TO 935
C   WRITE=.TRUE.
C   GO TO 960
935 CONTINUE
C
C   SET OUTPUT DECODE LINE TO 0 AND WRITE OUT
C   DO 950 I=1,60
C   CTBUF(I,JTCOD)=0
950 CONTINUE
C   WRITE(2) OTLNNO,PELMAX,(OTBUF(I,OTCOD),I=1,60)
C   CTLNAC=LNDRF
960 CONTINUE
C   IF(MODE-2)965,1000,900
965 STOP 965
1000 CONTINUE
C
C   PERFORM ONE-DIMENSIONAL DECODE OF A COMPLETE LINE
C   FIRST, SET OUTPUT BUFFER TO WHITE
C   (ONLY BLACK RUNS WILL BE INSERTED)
C
C   DO 1010 I=1,60
C   OTBUF(I,JTCOD)=0
1010 CONTINUE
C
C   INDEX=3
C   COLCR=1

```


UNCLASSIFIED

```

OTELP=1 000024
C 1020 CONTINUE 000024
CALL ONEENG(INDEX,COLOR,STATUS,L) 000024
GO TO (1030,1070,1070,1035,1040),STATUS 000024
1 2 3 4 5 000024
STOP 1000 000024
C 000024
C RUN ADDED; CHECK LENGTH OF OUTPUT LINE 000024
C 000024
C 1030 CONTINUE 000024
ONE=.TRUE. 000024
IF(OTELP-1-PELMAX) 1031,1032,1050 000024
1031 CONTINUE 000024
IF(CHCCL) COLOR=MOD(COLOR+2,2)+1 000024
INDEX=3 000024
GO TO 1020 000024
3000 CONTINUE 000024
C 000024
C PERFORM TWO-DIMENSIONAL DECODE 000024
C 000024
C 000024
C FIRST, SET OUTPUT BUFFER TO WHITE 000024
(C ONLY BLACK RUNS WILL BE INSERTED) 000024
C 000024
DO 3010 I=1,60 000024
OTBUF(I,3)CDD)=0 000024
3010 CONTINUE 000024
C 000024
INDEX=3 000024
COLCR=1 000024
OTELP=1 000024
C 000024
3020 CONTINUE 000024
CALL TWOENG(INDEX,COLOR,STATUS,L) 000024
GO TO (3030,1070,1070,1035,1040),STATUS 000024
C 000024
1 2 3 4 5 000024
STEP 3000 000024
C 000024
C RUN ADDED; LOOK FOR NEXT RUN 000024
C 000024
3030 CONTINUE 000024
ONE=.FALSE. 000024
IF(OTELP-1-PELMAX) 3031,1032,1050 000024
3031 CONTINUE 000024
IF(CHCCL) COLOR=MOD(COLOR+2,2)+1 000024
INDEX=3 000024
GO TO 3020 000024
C 000024
C 000024
C LINE LENGTH=2*ELMAX; CHECK FOR FILL AND LOOK FOR EQL 000024
C 000024
1032 CONTINUE 000024
ZERO=1 000024
1033 CONTINUE 000030
ZERO=ZERO+1 000030
CALL GETLE(I,MODE,LBITS,L) 000030
C 000030
GO TO (1034,1050,1050,1050),MODE 000030
C 000030
C CHECK FOR FILL 000030
C 000030
1034 CONTINUE 000030
C 000030
CDELFL=CDELPL+L 000030
IF(LBITS.EQ.0) GO TO 1033 000030
IF(ZERO.LE.10) GO TO 1070 000030
C 000030
C ECL FCUNC; CHECK TYPE 000030
C 000030
CALL GET.E(1,MODE,LBITS,L) 000030
IF(LBITS.EQ.1) MODE=2 000030
IF(LBITS.EQ.0) MODE=3 000030
GO TO (1070,1060,1060,1080),MODE 000030
C 000030
C PREMATURE EQL DETECTED 000030
C 000030
C 000030
C ECL1 DETECTED 000030
C 000030
1035 CONTINUE 000030
CDELFL=CDELPL+L 000030

```

UNCLASSIFIED

```

STATUS=4                                00003:
IF (OTELP.LE.1) CONSEC=CONSEC+1         00003:
IF (CCNSEC-2) 1080,1000,2000           00003:
C EOL2 DETECTED                          00003:
C                                         00003:
1040 CONTINUE                            00003:
CDEL=CDL*+L                             00003:
STATUS=5                                 00003:
C GO TO 1080                             00003:
C PROBLEMS,PROBLE4S                     00003:
C                                         00003:
1050 STOP 1050                          00003:
C LINE LENGTH CORRECT, EOL DETECTED PROPERLY, WRITE OUTPUT LINE 00003:
C                                         00003:
1060 CONTINUE                            00003:
CDEL=CDL*M                               00003:
WRITE(2)JTLNNO,PELMAX,(OTRUF(I,OTCOD),I=1,60) 00003:
OTLNNO=L*+N*+F                          00003:
CONSEC=1                                 00003:
IF (CNE) SYNC=.TRUE.                   00003:
TEMP=OTREF                              00003:
CTREF=OTCOD                              00003:
OTCOD=TEMP                              00003:
IF (MODE.E).2) GO TO 1000              00003:
GO TO 3000                              00003:
C LINE TOO LONG OR NO MATCH             00003:
C                                         00003:
1070 CONTINUE                            00003:
WRITE=.FALSE.                          00003:
C LINE SHORT                            00003:
C                                         00003:
1080 CONTINUE                            00003:
IF (.NOT.SYIC) GO TO 1090              00003:
C WRITE LAST GOOD LINE                  00003:
C                                         00003:
WRITE(2) JTLNNO,PELMAX,(CTRUF(I,CTREF),I=1,60) 00003:
SYNC=.FALSE.                          00003:
GO TO 1110                              00003:
1090 CONTINUE                            00003:
C WRITE A WHITE LINE                   00003:
C                                         00003:
DO 1100 I=1, 60                        00003:
1100 OTRUF(I,OTCOD)=0                   00003:
WRITE(2) JTLNNO,PELMAX,(CTRUF(I,CTCOD),I=1,60) 00003:
1110 CTLNNO=L*+N*+F                    00003:
IF (STATUS.EE).4) GO TO 1000           00003:
SEARCH=.TRUE.                          00003:
GO TO 900                               00003:
C END OF MESSAGE                       00003:
C                                         00003:
2000 CONTINUE                            00003:
WRITE(6,2010) CONSEC                   00003:
2010 FORMAT('0543'//MESSAGE DETECTED ('12' EOL'5')) 00003:
C REPORT COMPRESSION FACTOR, ERROR SENSITIVITY FACTOR,BIT ERROR RATE 00003:
C                                         00003:
ERRATE=FLOAT(ERRCNT)/FLOAT(TCDEL)       00003:
WRITE(6,2020) TCDEL,TCDATA,STEBIT,INLNCT,ERRATE 00003:
2020 FORMAT('0 TOTAL NUMBER OF CODED BITS = ',I8/ 00003:
* '0 TOTAL NUMBER OF CODED DATA BITS = ',I3/ 00003:
* '0 TOTAL NUMBER OF 2-DIM LINES = ',I3/ 00003:
* '0 TOTAL NUMBER OF INPUT LINES PROCESSED = ',I8/ 00003:
* '0 BIT ERROR RATE = ',G14.6)         00003:
C CALL STAT(STAT,INLNCT,DIAG)           00004:
CF3=FLOAT(PELMAX)*FLOAT(INLNCT)/FLOAT(TCDEL) 00004:
CF4=FLOAT(PELMAX)*FLOAT(INLNCT)/FLOAT(TCDATA) 00004:
C WRITE(C2333) CF3,CF4                 00004:
2030 FORMAT('0 COMPRESSION FACTOR FOR G3 MACHINE (CF3) = ',F8.4/ 00004:
* '0 COMPRESSION FACTOR FOR G4 MACHINE (CF4) = ',F8.4) 00004:
C CALL ERRRES(PEL,OTRUF,PELMAX,VRES,ERRCNT) 00004:

```

UNCLASSIFIED

```

C          STOP                                00004
          END                                00004
          SUBROUTINE GETLE(LBITS,MODE,WRD,L)  00004
          IMPLICIT INTEGER(A-Z)             00004
C***** LABELLED COMMON /G32BIT/ *****  00004
C          COMMON /G32BIT/MASK(32),COMASK(32),LIBIT(32),LZBIT(32)  00004
          INTEGER MASK,COMASK,LIBIT,LZBIT  00004
C          COMMON/BUFF/PELBUF(60,2),CDBUF(240),CTBUF(60,2),  00004
          * STFBUF(240), STAT(3000)        00004
          COMMON/HUFF/CODE(3,92,2),CODERD(3,11)  00004
          COMMON/ERR/ERRORS(2500)          00004
C***** LABELLED COMMON VARIABLES *****  00004
C          COMMON/IVAR/PELMAX,VRES,EPHASE,CMPMAX,ERRMOD,LINMAX,K  00004
          COMMON/PVAR/INL,INO,OTLNNO,OTELW,INELP,CDELP,JTCLP,CDEW,  00004
          * CDELCT,INELCT,TCDATA,TCDEL,ERRPNT,ERRUFF,ERRLIM,  00004
          * ERRCNT,INLNCT,CONSEC,CNECNT,LNNQ3,KCNT,  00004
          * INCOD,INREF,CTCOD,CTREF,STFBIT  00004
          COMMON/ICHR/IS,II,MM,TT,NN,YY  00004
          COMMON/LOGI/SEARCH,DIAG,SYNC,WRITE,ZERO,LEFT,CHCOL,JNE,WHITE  00004
          LOGICAL SEARCH,DIAG,SYNC,WRITE,ZERO,LEFT,CHCOL,ONE,WHITE  00004
C***** BEGIN PROGRAM *****  00004
C          MODE=4                            00004
C          RETRIEVE NEXT BIT FROM CDBUF      00004
C          100 CONTINUE                      00004
C          ENCODE A NEW LINE IF NECESSARY    00004
C          IF(LBITS+CDELP=1,LE,CDELCT) GO TO 200  00004
          IF(CDELCT-CDELP+1) 170,190,180  00004
          170 STOP 170                        00004
          180 CONTINUE                       00004
          STFBUF(1)=I4B(STFBUF,CDELP,CDELCT-CDELP+1)  00004
          190 CONTINUE                       00004
          CDELP=32-(CDELCT-CDELP)           00004
          CALL ENCODE                         00004
          200 CONTINUE                       00004
          WRD=I4B(STFBUF,CDELP,LBITS)       00004
          L=LBITS                            00004
          IF(L<L+13) GO TO 250              00004
          IF(L.EQ.13.AND.WRD.EQ.CODERD(3,10)) GO TO 300  00004
          IF(L.EQ.13.AND.WRD.EQ.CODERD(3,11)) GO TO 400  00004
          250 CONTINUE                      00004
          MODE=1                            00004
          RETURN                             00004
          300 CONTINUE                      00004
          MODE=2                            00004
          RETURN                             00004
          400 CONTINUE                      00004
          MODE=3                            00004
          RETURN                             00004
          END                                00004
          SUBROUTINE ENCODE                  00004
C          IMPLICIT INTEGER(A-Z)            00004
C***** LABELLED COMMON /G32BIT/ *****  00004
C          COMMON /G32BIT/MASK(32),COMASK(32),LIBIT(32),LZBIT(32)  00004
          INTEGER MASK,COMASK,LIBIT,LZBIT  00004
C          COMMON/BUFF/PELBUF(60,2),CDBUF(240),CTBUF(60,2),  00004
          * STFBUF(240), STAT(3000)        00004
          COMMON/HUFF/CODE(3,92,2),CODERD(3,11)  00004
          COMMON/ERR/ERRORS(2500)          00004
C***** FILE DEFINITIONS *****  00004
C          COMMON/FILES/TERM,LPFIL,PELFIL,OTFIL,ERFIL  00004
C***** LABELLED COMMON VARIABLES *****  00004
C          COMMON/IVAR/PELMAX,VRES,EPHASE,CMPMAX,ERRMOD,LINMAX,K  00004
          COMMON/PVAR/INL,INO,OTLNNO,OTELW,INELP,CDELP,JTCLP,CDEW,  00004
          * CDELCT,INELCT,TCDATA,TCDEL,ERRPNT,ERRUFF,ERRLIM,  00004
          * ERRCNT,INLNCT,CONSEC,CNECNT,LNNQ3,KCNT,  00004
          * INCOD,INREF,CTCOD,CTREF,STFBIT  00004

```

```

COMMON/IC HAR/5D,II,MM,YY,NN,YY      000045
COMMON/LJGI C/SEARCH,DIAG,SYNC,WRITE,ZERO,LEFT,CHCOL,JNE,WHITE 000045
LOGICAL SEARCH,DIAG,SYNC,WRITE,ZERO,LEFT,CHCOL,LINE,WHITE 000045
C ***** BEGIN PROGRAM ***** 000045
C INITIALIZE VARIABLES 000045
C      KCNT=KCNT-1 000050
C      CDELCT=32 000050
C      CDDATA=0 000050
C      DO 50 I=2,240 000050
C      CDBUF(I)=0 000050
C      STFBUF(I)=0 000050
50 CONTINUE 000050
C READ INPUT PICTURE FILE 000050
C 100 CONTINUE 000050
C      REAC(I,CND=120,ERR=500) 000050
C      * INLNNO,INELCT,(PELBUF(I,INCO),I=1,60) 000050
C      IF(MOD(INLNNO-1,255).NE.0) GO TO 100 000050
C      IF(INELCT.LT.PELMAX) CALL EXIT 000050
C      INLNCT=INLNCT+1 000050
C LOAD OUTPUT LINE NUMBER BUFFER 000050
C      LNACBF=INLNNO 000050
C      IF(SEARCH)JTLNNO=LNN03F 000050
C      IF(INLNNO.LE.LINMAX) GC TC 140 000050
C WRITE SIX EDL I'S 000050
C 120 CONTINUE 000050
C      DO 130 I=1,6 000050
C      CALL CDDENG(10,0,0,0,0,CDELCT,CDDATA) 000050
130 CONTINUE 000050
C      DO 135 I=1,6 000050
C      STFBUF(I)=CDBUF(I) 000050
135 CONTINUE 000050
C      GO TO 400 000050
C 140 CONTINUE 000050
C TEST FOR ALL WHITE LINE 000050
C      INELW=(INELCT+32-1)/32 000050
C      DO 145 I=1,INELW 000050
C      IF(PELBUF(I,INCO)) 146,145,146 000050
145 CONTINUE 000050
C      LINE IS ALL WHITE 000050
C      IF(WHITE) GO TO 147 000050
C      WHITE=.TRUE. 000050
C      GO TO 149 000050
C      LINE IS NOT ALL WHITE 000050
C 146 CONTINUE 000050
C      IF(.NOT.WHITE) GO TO 147 000050
C      WHITE=.FALSE. 000050
C      GO TO 149 000050
C TEST FOR CONSECUTIVE 2-DIM LINES 000050
C 147 CONTINUE 000050
C      IF(KCNT) 148,149,600 000050
148 STOP 149 000050
149 CONTINUE 000050
C ONE-DIMENSIONAL CODING 000050
C WRITE ONE EDL I 000050
C      CALL CDDENG(10,0,0,0,0,CDELCT,CDDATA) 000050
C      PELAR=1 000050
C TEST COLOR OF FIRST ELEMENT 000050
C      IF(148(PELBUF(I,INCO),1,1).EQ.0) GC TC 150 000050

```

C		00005
C	FIRST ELEMENT BLACK; ENCODE 0-LENGTH WHITE RUN	00005
C	CALL CODELN(0,1,CDELCT,CDDATA)	00005
C	POLAR=2	00005
C	CALCLLATE RUN LENGTH AND ENCODE	00005
C	150 CONTINUE	00005
C	RUN=C	00005
C	GO TO 200 I=1,2PELMAX	00005
C	PEL=IAB(PELBUF(1,INCD),I,1)+1	00005
C	IF(PEL.EJ.POLAR) GO TO 180	00005
C	CALL CODELN(RUN,POLAR,CDELCT,CDDATA)	00005
C	IF(.NOT.DIAG) GO TO 170	00005
C	WRITE(6,160) RUN,POLAR,CDELCT,CDDATA	00005
C	160 FORMAT(4I3)	00005
C	170 CONTINUE	00005
C	RUN=I	00005
C	POLAR=MOD(POLAR+2,2)+1	00005
C	GO TO 200	00005
C	180 CONTINUE	00005
C	RUN=RUN+1	00005
C	200 CONTINUE	00005
C	CALL CODELN(RUN,POLAR,CDELCT,CDDATA)	00005
C	KCNT=K	00005
C	IF(.NOT.DIAG) GO TO 210	00005
C	WRITE(6,160) RUN,POLAR,CDELCT,CDDATA	00006
C	GO TO 210	00006
C	TWO-DIMENSIONAL CODING	00006
C	600 CONTINUE	00006
C	STFBIT=STF3IT+1	00006
C	WRITE ONE EOL 2	00006
C	CALL CODEINS(11,0,0,0,CDELCT,CDDATA)	00006
C	SET A0 TO LEFT EDGE-1 AND PCLARITY=WHITE	00006
C	A0=0	00006
C	POL=C	00006
C	LEFT=.TRUE.	00006
C	DETECT A 1	00006
C	620 CONTINUE	00006
C	I=A0+1	00006
C	IF(I.GT.PELMAX) GO TO 640	00006
C	630 CONTINUE	00006
C	PEL=IAB(PELBUF(1,INCD),I,1)	00006
C	IF(PEL.NE.POL) GO TO 640	00006
C	I=I+1	00006
C	IF(I.LE.PELMAX) GO TO 630	00006
C	640 CONTINUE	00006
C	AI=I	00006
C	DETECT B 1	00006
C	I=AC+1	00006
C	IF(I.GT.PELMAX) GO TO 665	00006
C	PELMI=IAB(PELBUF(1,INREF),A0,1)	00006
C	IF(LEFT) PELMI=0	00006
C	650 CONTINUE	00006
C	PEL=IAB(PELBUF(1,INREF),I,1)	00006
C	IF(PEL.NE.PELMI) GO TO 670	00006
C	660 CONTINUE	00006
C	PELMI=PEL	00006
C	I=I+1	00006
C	IF(I.LE.PELMAX) GO TO 650	00006
C	665 CONTINUE	00006
C	BI=I	00006
C	GO TO 710	00006
C	670 CONTINUE	00006
C	IF(PEL.NE.POL) GO TO 690	00006
C	GO TO 660	00006
C	690 CONTINUE	00006
C	BI=I	00006
C	FOL=PEL	00006
C	DETECT B 2	00006

C		000065
	I=B1+1	000065
	IF(I.GT.PEL MAX) GO TO 710	000065
700	CONTINUE	000065
	PEL=I4B(PEL BUF(1,INREF),I,1)	000065
	IF(PEL NE PEL) GO TO 720	000065
	I=I+1	000065
	IF(I.LE.PEL MAX) GO TO 700	000065
710	CONTINUE	000065
	B2=I	000065
	GO TO 730	000065
720	CONTINUE	000065
	B2=I	000065
	PEL=PEL	000065
730	CONTINUE	000065
	IF(.NOT.LEFT) POLAR=I4B(PEL BUF(1,INCOB),A0,1)+1	000065
	IF(.NOT.LEFT) GO TO 740	000065
	POLAR=1	000065
	A0=1	000065
	LEFT=.FALSE.	000065
740	CONTINUE	000065
C		000065
C	TEST FOR PASS MODE	000065
C		000065
	IF(B2.GE.A1) GO TO 750	000065
C		000065
C	PASS MODE CODING (CAN'T END A LINE IN PASS MODE; NEW A0 MUST HAVE	000065
C	SAME POLARITY AS B2)	000065
C		000065
	CALL CODENG(1,0,0,0,0,0,DELETE,CDATA)	000065
	A0=B2	000065
	GO TO 620	000065
750	CONTINUE	000065
C		000065
	MAB=IABS(A1-B1)	000065
	IF(MAB-3) 751,751,799	000065
C		000065
C	CALCULATE LENGTH OF VERTICAL AND HORIZONTAL MODES	000065
C		000065
C	DO HORIZONTAL FIRST	000065
C		000065
751	CONTINUE	000065
	A1A0=A1-A0	000065
	HORIZ=0	000065
	IF(A1A0.LE.63) GO TO 755	000065
	HORIZ=CODE(1,A1A0/64+64,POLAR)	000070
755	CONTINUE	000070
	TEMP=CODE(A1A0,64)+1	000070
	HORIZ=HORIZ+CODE(1,TEMP,POLAR)+3	000070
C		000070
C	CALCULATE VERTICAL LENGTH	000070
C		000070
	MAB=IABS(A1-B1)+1	000070
	GO TO (760,77),780,780),MAB	000070
	STOP 760	000070
C		000070
760	VERTIC=1	000070
	GO TO 790	000070
770	VERTIC=3	000070
	GO TO 790	000070
780	VERTIC=5	000070
	IF(B1-A1.EQ.3) VERTIC=VERTIC+1	000070
790	CONTINUE	000070
	IF(HORIZ.GT.VERTIC) GO TO 835	000070
C		000070
C	CODE BY HORIZONTAL MODE; FIRST DETECT A2	000070
C		000070
799	CONTINUE	000070
	I=I+1	000070
	IF(I.GT.PEL MAX) GO TO 810	000070
C		000070
C	CALCULATE POLARITY OF A1	000070
C		000070
	POL=I4B(PEL BUF(1,INCOB),A1,1)	000070
800	CONTINUE	000070
	PEL=I4B(PEL BUF(1,INCOB),I,1)	000070
	IF(PEL NE POL) GO TO 820	000070
	I=I+1	000070
	IF(I.LE.PEL MAX) GO TO 800	000070
810	A2=PEL MAX+1	000070
	GO TO 930	000070

```

820 CONTINUE                                00007.
    A2=A1                                    00007.
830 CONTINUE                                00007.
    CALL CODENG(2,POLAR,A0,A1,A2,CDELCT,CDDATA) 00007.
    A0=A2                                    00007.
    GO TO 960                                00007.
C CODE BY VERTICAL MODE                      00007.
C                                             00007.
835 CONTINUE                                00007.
    IF(A1-B1) 850,840,840                    00007.
C                                             00007.
840 CALL CODENG(A1-B1+3,0,0,0,0,CDELCT,CCDATA) 00007.
    GO TO 950                                00007.
850 CONTINUE                                00007.
    CALL CODENG(B1-A1+6,0,0,0,0,CDELCT,CDDATA) 00007.
950 CONTINUE                                00007.
    A0=A1                                    00007.
C                                             00007.
C TEST FOR END OF LINE                       00007.
C                                             00007.
960 CONTINUE                                00007.
    IF(A0.GT.PELMAX) GO TO 210               00007.
    POL=I4B(PELBUF(1,INCD),A0,1)            00007.
    GO TO 820                                00007.
210 CONTINUE                                00007.
C SWITCH CODE & REFERENCE LINES              00007.
C                                             00007.
    TEMP=INREF                                00007.
    INREF=INCD                                00007.
    INCD=TEMP                                00007.
C                                             00007.
    CDELCT=(CDELCT+32-1)/32                  00007.
    CO 300 I=2,CDELCT                          00007.
    STFBUF(I)=CDBUF(I)                       00007.
300 CONTINUE                                00007.
C SAVE LINE LENGTH IN DATA BITS + EOL      00007.
C                                             00007.
    STAT(INLNCT)=CDDATA+13                   00007.
C CHECK CODED LINE LENGTH                   00007.
C                                             00007.
    FILL=CMPMAX-(CDELCT-32)                  00007.
    IF(FILL) 400,400,250                     00007.
C CODE LINE TOO SHORT; FILL IT TO CMPMAX    00007.
250 CONTINUE                                00007.
    CDELCT=CDELCT+FILL                       00007.
C ACCUMULATE STATISTICS AND ERROR CORRUPT   00007.
C                                             00007.
400 CONTINUE                                00007.
    IF(ERRCNT.EQ.NN) GO TO 390                00007.
C ERROR CORRUPT                             00007.
C                                             00007.
350 CONTINUE                                00007.
    ERRBIT=ERRORS(ERRPNT)-ERROFF-TCORL      00007.
    IF(ERRBIT.LE.0) GO TO 360                 00007.
    IF(ERRBIT.GT.CDELCT-32) GO TO 390        00007.
C ERROR IN RANGE OF CODED LINE; CHANGE APPROPRIATE BIT 00007.
C                                             00008.
    BIT=I4B(STFBUF,ERRBIT+32,1)              00008.
    BIT=MOD(BIT+1,2)                          00008.
    CALL M12B(BIT,STFBUF,ERRBIT+32,1)       00008.
    ERRCNT=ERRCNT+1                          00008.
C INCREMENT ERROR LIST POINTER              00008.
C                                             00008.
360 CONTINUE                                00008.
    ERRPNT=ERRPNT+1                          00008.
    IF(ERRPNT.LE.ERRLIM) GO TO 350          00008.
C ERROR LIST EXHAUSTED                      00008.
C                                             00008.
    ERRPNT=ERRPNT-1                          00008.
    WRITE(6,370) ERRPNT,ERRORS(ERRPNT)       00008.
370 FORMAT('ERROR LIST EXHAUSTED AT',I10,'TH ERROR;/' 00008.
    'LAST ERROR OCCURRED AT',I10,' BITS')    00008.
    ERRMCD=N.I                               00008.

```

```

C
C COMPUTE STATISTICS 000081
C 000082
C 390 CONTINUE 000082
TCDEL=TCDEL+CDELCT-32 000082
TCDATA=TCDATA+CCDATA 000082
IF(DIAG) WRITE(6,160) INLNCT, CCDATA 000082
C 000082
IF (.NOT. DIAG) GO TO 460 000082
CDELW=(CDELCT+32-1)/32 000082
WRITE(6,450) (COBU(1),I=1,CDELW) 000082
WRITE(6,450) (STFBUF(1),I=1,CDELW) 000082
450 FORMAT(6Z12) 000082
460 CONTINUE 000082
RETURN 000082
C 000082
500 CONTINUE 000082
CALL EXIT 000082
C 000082
END 000082
SUBROUTINE COJENG(MODE,PCLAR,A,B,C,CDELCT,CCDATA) 000082
IMPLICIT INTEGER(A-Z) 000082
COMMON/3JFF/PJLBUF(60,2),COBUF(240),OTBUF(60,2), 000082
* STFBUF(240), STAT(3000) 000082
COMMON/HJFF/COE(3,92,2),CODERD(3,11) 000082
COMMON/ERAY/ERRORS(2500) 000082
C 000082
C***** BEGIN PROGRAM ***** 000082
C 000082
CALL M123(CODERD(3,MODE),COBUF,CDELCT+1,CODERD(1,MODE)) 000082
CDELCT=CDELCT+CODERD(1,MODE) 000082
GO TO (100,200,100,100,100,100,100,100,100,100,100),MODE 000082
C 000082
C MODE 1 2 3 4 5 6 7 8 9 10 11 000082
C 000082
STOP 129 000082
C 000082
PASS MODE(1),VERTICAL MODE(1+18(1-6(3),18(1-1(4,7),2(5,9),3(6,9)) 000082
C 000082
100 CONTINUE 000082
CCDATA=CCDATA+CODERD(1,MODE) 000082
RETURN 000082
C 000082
C HORIZONTAL 4JCE(2) 000082
C 000082
200 CONTINUE 000082
CCDATA=CCDATA+CODERD(1,MODE) 000082
CALL CODELN(9-A,PCLAR,CDELCT,CCDATA) 000082
NEWPOL=4J3(PCLAR+2,2)+1 000082
CALL CODELN(C-B,NEWPOL,CDELCT,CCDATA) 000082
RETURN 000082
C 000082
C ADD EOL1 OR EOL2 TO LINE (10,11) 000082
C 000082
800 CONTINUE 000082
RETURN 000082
END 000082
SUBROUTINE CNEENG(INDEX,COLOR,STATUS,L) 000082
IMPLICIT INTEGER(A-Z) 000082
C***** LABELLED COMMON /G32BIT/ ***** 000082
C 000082
COMMON /G32BIT/MASK(32),CMASK(32),LIBIT(32),LZBIT(32) 000082
INTEGER MASK,CMASK,LIBIT,LZBIT 000082
C 000082
COMMON/HJFF/PJLBUF(60,2),COBUF(240),OTBUF(60,2), 000082
* STFBUF(240), STAT(3000) 000082
COMMON/HJFF/COE(3,92,2),CODERD(3,11) 000082
COMMON/ERAY/ERRORS(2500) 000082
C***** FILE DEFINITIONS ***** 000082
C 000082
COMMON/FILES/TERM,LPFIL,PELFIL,CTFIL,EFFIL 000082
C 000082
C***** LABELLED COMMON VARIABLES ***** 000082
C 000082
COMMON/IVAR/DELMAX,VRES,EPHASE,CMPMAX,ERRMOD,INMAX,C 000082
COMMON/PVAR/INLNND,OTLNND,OTELW,INELP,CDELP,OTELP,CDELW, 000082
* CDELCT,INLNCT,TCDATA,TCDEL,ERRPNT,ERROFF,ERRLIM, 000082
* ERRCNT,INLNCT,CONSEC,NECNT,ENNUJFVRLNF, 000082
* INCDD,INREF,OTCOD,OTREF,STFBIT 000082
COMMON/ICHAR/DD,II,MM,TT,NN,YY 000082
COMMON/LJGIC/SEARCH,DIAG,SYNC,WRITE,ZERO,LEFT,CHCUL,CNE,WHITE 000082
COMMON/LJGIC/SEARCH,DIAG,SYNC,WRITE,ZERO,LEFT,CHCUL,CNE,WHITE 000082

```


UNCLASSIFIED

```

C BEGIN DECODE LOOP: RETRIEVE NEXT CODE WORD LENGTH (L) 000091
C 000091
1000 CONTINUE 000091
1002 LENBIT=CODE(1,INDEX,COLOR) 000091
CALL GETLENBIT(MODE,LBITS,L) 000091
IF (DIAG) WRITE(6,1003) LENBIT,MODE,LBITS,L 000091
1003 FORMAT(2I6,2B,16) 000091
GO TO (1040,1200,1205,1190), MCODE 000091
STOP 1040 000091
1040 CONTINUE 000091
IF (LBITS.EQ.CODE(3,INDEX,COLOR)) GO TO 110J 000091
C 000091
NO MATCH: ADVANCE CODE WORD INDEX VIA DECODE THREAD 000091
C 000091
INDEX=CODE(2,INDEX,COLOR) 000091
IF (INDEX.GE.93) GO TO 1190 000091
IF (CODE(1,INDEX,COLOR).EQ.LENBIT) GO TO 1040 000091
C 000091
CODE WORD LONGER: FROM THE TOP 000091
C 000091
GO TO 1002 000091
C 000091
MATCH FOUND 000091
C 000091
1100 CONTINUE 000091
CDELTA=CDELTA+L 000091
C 000091
NOT AN ECL 000091
C 000091
TEST FOR MAKE UP OR TERMINATING CCDE 000091
C 000091
RUNLEN=INDEX-1 000091
IF (INDEX.GE.65) RUNLEN=(INDEX-64)*64 000091
IF (RUNLEN.EQ.0) GO TO 1160 000091
IF (CCLCR.EQ.1) GO TO 1155 000091
IF (RUNLEN.LT.0) STOP 1100 000091
C 000091
ADD BLACK RUN TO OUTPUT BUFFER 000091
C 000091
DO 115C I=1,RUNLEN 000091
CALL M123(COLOR-1,OTBUF(I,OTCOD),CTELP,I) 000091
OTELP=CTELP+1 000091
IF (CTELP-1.GT.PELMAX) GO TO 1180 000091
1150 CONTINUE 000091
GO TO 1160 000091
C 000091
ADD WHITE RUN TO OUTPUT BUFFER (BY DEFAULT) 000091
C 000091
1155 CONTINUE 000091
CTELP=CTELP+RUNLEN 000091
IF (CTELP-1.GT.PELMAX) GO TO 1180 000091
C 000091
OUTPUT LINE LESS THAN OR EQUAL TO MAX SPECIFIED 000091
C 000091
1160 CONTINUE 000091
IF (INDEX.LT.65) GO TO 1170 000091
INDEX=3 000091
GO TO 1000 000091
C 000091
RUN ADDED TO OUTPUT LINE: LENGTH LESS THAN OR EQUAL TO PELMAX (1) 000091
C 000091
1170 CONTINUE 000091
CHCOL=.TRUE. 000091
STATUS=1 000091
RETURN 000091
C 000091
RUN ADDED UNTIL PELMAX EXCEEDED: LINE TOO LONG (2) 000091
C 000091
1180 CONTINUE 000091
IF (DIAG) WRITE(6,1185) (OTBUF(I,OTCOD),I=1,60) 000091
1185 FORMAT(6210) 000091
STATUS=2 000091
RETURN 000091
C 000091
NO MATCH FOUND IN CODE TABLE (3) 000091
C 000091
1190 CONTINUE 000091
STATUS=3 000091
RETURN 000091
C 000091

```

```

C EOL1 DETECTED (4) 00009
C 1200 CONTINUE 00009
STATUS=4 00009
RETURN 00009
C EOL2 DETECTED (3) 00009
C 1205 CONTINUE 00009
STATUS=5 00009
RETURN 00009
E N C 00009
SUBROUTINE TWOENG(INDEX,CCLOR,STATUS,L) 00009
INCL IC IT INTEGER(A-Z) 00009
C***** LABELED COMMON /G32BIT/ ***** 00009
C COMMON /G32BIT/4ASK(32),COMASK(32),LIBIT(32),LZBIT(32) 0010
INTEGER MASK,COMASK,LIBIT,LZBIT 0010
C COMMON/BUFF/PELBUF(60,2),CDBUF(240),CTBUF(60,2), 0010
STFBUF(240), STAT(3000) 0010
COMMON/BUFF/CODER(3,92,2),CODERD(3,11) 0010
COMMON/ERAY/ERRORS(2500) 0010
C***** FILE DEFINITIONS ***** 0010
C COMMON/FILES/TER4,LPFIL,PELFIL,CTFIL,ERFIL 0010
C ***** LABELLED COMMON VARIABLES ***** 0010
C COMMON/IV/IMP,MAX,VRES,EPHASE,CMPMAX,ERRMOD,INMAX,K 0010
COMMON/PVAR/INLND,OTLHND,OTELW,INELP,CDELP,UTE LP,CDE_W, 0010
* CDELCI,INELCT,TCDATA,TCDEL,ERRPNT,CHRUFF,ERRLIM, 0010
* ERFCNT,INLCNT,CONSEC,CNECNT,LNNGBF,KCNT, 0010
* INCOD,INREF,OTCOD,OTREF,STFBIT 0010
COMMON/IC/CHAR/20,11,MN,IT,AN,YY 0010
COMMON/LJGIC/SEARCH,DIAG,SYNC,WRITE,ZERO,LEFT,CMCD,ONE,WHITE 0010
LOGICAL SEARCH,DIAG,SYNC,WRITE,ZERO,LEFT,CMCD,ONE,WHITE 0010
C BEGIN DECODE LOOP; RETRIEVE NEXT CODE WORD LENGTH (L) 0010
C 1000 CONTINUE 0010
1002 LENBIT=CODERD(1,INDEX) 0010
CALL GET_E(LENBIT,MODE,LBITS,L) 0010
IF(DIAG) WRITE(6,1003) LENBIT,MODE,LBITS,L 0010
1003 FORMAT(2I6,2I2,I6) 0010
GO TO (1009,1200,1205,1190), MODE 0010
STOP 1040 0010
1040 CONTINUE 0010
IF(LBITS.EQ.CODERD(3,INDEX)) GO TO 1100 0010
C NO MATCH; ADVANCE CODE WORD INDEX VIA DECODE THREAD 0010
C INDEX=CODERD(2,INDEX) 0010
IF(INDEX.GE.12) GO TO 1190 0010
IF(CODERD(1,INDEX).EQ.LENBIT) GO TO 1040 0010
C CODE WORD LONGER; FROM THE TOP 0010
C GO TO 1002 0010
C MATCH FOUND 0010
C 1100 CONTINUE 0010
CDELP=CDELP+L 0010
C NOT AN EOL 0010
C FIND B1 AND B2 0010
C A0=CTELP 0010
IF(CTELP.EJ.1) A0=0 0010
POL=COLOR-1 0010
C DETECT B1 0010
C I=A0+1 0010
IF(I.GT.PELMAX) GO TO 65 0010
PEL41=0 0010
IF(A0.EJ.0) GO TO 50 0010
PEL41=1+(JTBUFF(1,JTREF),A0,1) 0010
50 CONTINUE 0010

```

UNCLASSIFIED

```

        PEL=I48(JTBUF(I,JTREF),I,I)
        IF (PEL.NE.PELM1) GO TO 70
60     CONTINUE
        PELM1=PEL
        I=I+1
        IF (I.LE.PELMAX) GO TO 50
65     CONTINUE
        B1=I
        GO TO 92
70     CONTINUE
        IF (PEL.NE.POL) GO TO 90
        GO TO 60
90     CONTINUE
        B1=I
        POL=PEL
C
C     DETECT B2
C
        I=B1+1
        IF (I.GT.PELMAX) GO TO 92
91     CONTINUE
        PEL=I48(JTBUF(I,JTREF),I,I)
        IF (PEL.NE.POL) GO TO 92
        I=I+1
        IF (I.LE.PELMAX) GO TO 91
92     CONTINUE
        B2=I
        GC TC (100,200,300,400,400,400,600,600,600),INDEX
        STOP 100
C
C     PASS MODE
C
100    CONTINUE
        RUNLEN=32-OTELP
        CHCOL=.FALSE.
        GC TC (1155,1145),COLOR
C
C     HORIZONTAL MODE
C
200    CONTINUE
        ENTRY=3
        CALL ONEENG(ENTRY,COLOR,STATE,L)
        GO TO (210,1190,1190,1200,1205),STATE
210    CONTINUE
        COLOR=MOD(COLOR+2,2)+1
        ENTRY=3
        CALL ONEENG(ENTRY,COLOR,STATE,L)
        GO TO (220,1190,1190,1200,1205),STATE
220    CONTINUE
        CHCOL=.TRUE.
        GC TC 1160
C
C     VERTICAL MODE A1B1=0
C
300    CONTINUE
        RUNLEN=31-OTELP
        CHCOL=.TRUE.
        GO TO (1155,1145),COLOR
C
C     VERTICAL MODE VRI A1B1=1,2,3
C
400    CONTINUE
        RUNLEN=B1-OTELP+INDEX-3
        CHCOL=.TRUE.
        GC TC (1155,1145),COLOR
C
C     VERTICAL MODE LEFT VLI A1B1=1,2,3
C
600    CONTINUE
        RUNLEN=31-OTELP-(INDEX-6)
        CHCOL=.TRUE.
        GC TC (1155,1145),COLOR
C
C     ADD BLACK RUN TO OUTPUT BUFFER
C
1145   CONTINUE
        IF (RUNLEN) 1190,1160,1147
1147   CONTINUE
        GO 1150 I=1,RUNLEN
        CALL MIZ3(COLOR-I,OTBUF(I,OTCCD),OTELP,I)
        OTELP=OTELP+1
    
```

```

IF(OTELP-1.GT.PELMAX) GO TO 1180
1150 CONTINUE
GO TO 1160
C
ADD WHITE RUN TO OUTPUT BUFFER (BY DEFAULT)
C
1155 CONTINUE
IF(RUNLEN.LT.0) GO TO 1190
OTELP=OTELP+RUNLEN
IF(OTELP-1.GT.PELMAX) GO TO 1180
C
RUN ADDED TO OUTPUT LINE; LENGTH LESS THAN OR EQUAL TO PELMAX (1)
C
1160 CONTINUE
STATUS=1
RETURN
C
RUN ADDED JNT IL PELMAX EXCEEDED; LINE TOO LONG (2)
C
1180 CONTINUE
IF(DIAG) WRITE(6,1185) (OTBUF(1,OTCOD),I=1,60)
1185 FORMAT(6210)
STATUS=2
RETURN
C
NC MATCH FOUND IN CODE TABLE (3)
C
1190 CONTINUE
STATUS=3
RETURN
C
EOL1 DETECTED (4)
C
1200 CONTINUE
STATUS=4
RETURN
C
EOL2 DETECTED (5)
C
1205 CONTINUE
STATUS=5
RETURN
END
BLOCK DATA
C
IMPLICIT INTEGER(4-Z)
C***** FILE DEFINITIONS *****
C
COMMON/FILES/TERM,LPFIL,PELFIL,OTFIL,ERFIL
C
COMMON/BUFF/PELBUF(60,2),CDBUF(240),CTBUF(60,2),
* STFBUF(240),STAT(3000)
COMMON/HUFF/CJDE(3,92,2),CCDERD(3,11)
COMMON/ERR/ERRJRS(2500)
C***** LABELLED COMMON VARIABLES *****
C
COMMON/IVAR/PELMAX,VRES,EPHASE,CMPMAX,ERRMOD,LINMAX,K
COMMON/PVAR/INLNND,OTLNND,CTELW,INELP,CDELP,OTELP,CDELW,
* CDELCT,INELCT,ICDATA,ICDEL,ERRPNT,ERRLEN,ERRLIM,
* ERRCNT,INLNCT,CONSEC,ONECNT,LNNDJF,KCNT,
* INCDJ,INREF,OTCOD,OTREF,STFBIT
COMMON/CHAR/DB,II,VM,TT,NN,YY
COMMON/LJGIC/SEARCH,DIAG,SYNC,WRITE,ZERO,LEFT,CHCLL,ONE,WHITE
LOGICAL SEARCH,DIAG,SYNC,WRITE,ZERO,LEFT,CHCOL,ONE,WHITE
C
DATA TERM,LPFIL,PELFIL,OTFIL,ERFIL/5,6,1,2,3/
DATA DB,II,VM,TT,NN,YY/'D','I','M','T','N','Y'/
DATA PELMAX,VRES,EPHASE,CMPMAX,ERRMOD,LINMAX/1728,2.0,96,'T',3000/
DATA K/2/
DATA DIAG/.FALSE./
C
DATA CJDE(1, 1,1),CJDE(2, 1,1),CODE(3, 1,1)/ 8, 70,Z0035/
DATA CJDE(1, 2,1),CJDE(2, 2,1),CODE(3, 2,1)/ 6, 90,Z0007/
DATA CJDE(1, 3,1),CJDE(2, 3,1),CODE(3, 3,1)/ 4, 4,Z0007/
DATA CJDE(1, 4,1),CJDE(2, 4,1),CODE(3, 4,1)/ 4, 5,Z0008/
DATA CJDE(1, 5,1),CJDE(2, 5,1),CODE(3, 5,1)/ 4, 6,Z0008/
DATA CJDE(1, 6,1),CJDE(2, 6,1),CODE(3, 6,1)/ 4, 7,Z000C/
DATA CJDE(1, 7,1),CJDE(2, 7,1),CODE(3, 7,1)/ 4, 9,Z000E/
DATA CJDE(1, 8,1),CJDE(2, 8,1),CODE(3, 8,1)/ 4, 9,Z000F/
DATA CJDE(1, 9,1),CJDE(2, 9,1),CODE(3, 9,1)/ 5, 10,Z0013/
DATA CJDE(1, 10,1),CJDE(2, 10,1),CODE(3, 10,1)/ 5, 11,Z0014/
DATA CJDE(1, 11,1),CJDE(2, 11,1),CODE(3, 11,1)/ 5, 12,Z0007/

```

UNCLASSIFIED

DATA CODE(1, 12,1),CODE(2, 12,1),CODE(3, 12,1)/ 5, 65,Z0008/ 00013
DATA CODE(1, 13,1),CODE(2, 13,1),CODE(3, 13,1)/ 6, 14,Z0008/ 00013
DATA CODE(1, 14,1),CODE(2, 14,1),CODE(3, 14,1)/ 6, 15,Z0003/ 00013
DATA CODE(1, 15,1),CODE(2, 15,1),CODE(3, 15,1)/ 6, 16,Z0034/ 00013
DATA CODE(1, 16,1),CODE(2, 16,1),CODE(3, 16,1)/ 6, 17,Z0035/ 00013
DATA CODE(1, 17,1),CODE(2, 17,1),CODE(3, 17,1)/ 6, 18,Z002A/ 00013
DATA CODE(1, 18,1),CODE(2, 18,1),CODE(3, 18,1)/ 6, 19,Z002B/ 00013
DATA CODE(1, 19,1),CODE(2, 19,1),CODE(3, 19,1)/ 7, 20,Z0027/ 00013
DATA CODE(1, 20,1),CODE(2, 20,1),CODE(3, 20,1)/ 7, 21,Z000C/ 00014
DATA CODE(1, 21,1),CODE(2, 21,1),CODE(3, 21,1)/ 7, 22,Z0008/ 00014
DATA CODE(1, 22,1),CODE(2, 22,1),CODE(3, 22,1)/ 7, 23,Z0017/ 00014
DATA CODE(1, 23,1),CODE(2, 23,1),CODE(3, 23,1)/ 7, 24,Z0003/ 00014
DATA CODE(1, 24,1),CODE(2, 24,1),CODE(3, 24,1)/ 7, 25,Z0004/ 00014
DATA CODE(1, 25,1),CODE(2, 25,1),CODE(3, 25,1)/ 7, 26,Z0029/ 00014
DATA CODE(1, 26,1),CODE(2, 26,1),CODE(3, 26,1)/ 7, 27,Z002B/ 00014
DATA CODE(1, 27,1),CODE(2, 27,1),CODE(3, 27,1)/ 7, 28,Z0013/ 00014
DATA CODE(1, 28,1),CODE(2, 28,1),CODE(3, 28,1)/ 7, 29,Z0024/ 00014
DATA CODE(1, 29,1),CODE(2, 29,1),CODE(3, 29,1)/ 7, 68,Z0018/ 00014
DATA CODE(1, 30,1),CODE(2, 30,1),CODE(3, 30,1)/ 8, 31,Z0002/ 00014
DATA CODE(1, 31,1),CODE(2, 31,1),CODE(3, 31,1)/ 8, 32,Z0003/ 00014
DATA CODE(1, 32,1),CODE(2, 32,1),CODE(3, 32,1)/ 8, 33,Z001A/ 00014
DATA CODE(1, 33,1),CODE(2, 33,1),CODE(3, 33,1)/ 8, 34,Z001B/ 00014
DATA CODE(1, 34,1),CODE(2, 34,1),CODE(3, 34,1)/ 8, 35,Z0012/ 00014
DATA CODE(1, 35,1),CODE(2, 35,1),CODE(3, 35,1)/ 8, 36,Z0013/ 00014
DATA CODE(1, 36,1),CODE(2, 36,1),CODE(3, 36,1)/ 8, 37,Z0014/ 00014
DATA CODE(1, 37,1),CODE(2, 37,1),CODE(3, 37,1)/ 8, 38,Z0015/ 00014
DATA CODE(1, 38,1),CODE(2, 38,1),CODE(3, 38,1)/ 8, 39,Z0016/ 00014
DATA CODE(1, 39,1),CODE(2, 39,1),CODE(3, 39,1)/ 8, 40,Z0017/ 00014
DATA CODE(1, 40,1),CODE(2, 40,1),CODE(3, 40,1)/ 8, 41,Z0028/ 00014
DATA CODE(1, 41,1),CODE(2, 41,1),CODE(3, 41,1)/ 8, 42,Z0029/ 00014
DATA CODE(1, 42,1),CODE(2, 42,1),CODE(3, 42,1)/ 8, 43,Z002A/ 00014
DATA CODE(1, 43,1),CODE(2, 43,1),CODE(3, 43,1)/ 8, 44,Z002B/ 00014
DATA CODE(1, 44,1),CODE(2, 44,1),CODE(3, 44,1)/ 8, 45,Z002C/ 00014
DATA CODE(1, 45,1),CODE(2, 45,1),CODE(3, 45,1)/ 8, 46,Z002D/ 00014
DATA CODE(1, 46,1),CODE(2, 46,1),CODE(3, 46,1)/ 8, 47,Z0004/ 00014
DATA CODE(1, 47,1),CODE(2, 47,1),CODE(3, 47,1)/ 8, 48,Z0005/ 00014
DATA CODE(1, 48,1),CODE(2, 48,1),CODE(3, 48,1)/ 8, 49,Z000A/ 00014
DATA CODE(1, 49,1),CODE(2, 49,1),CODE(3, 49,1)/ 8, 50,Z000B/ 00014
DATA CODE(1, 50,1),CODE(2, 50,1),CODE(3, 50,1)/ 8, 51,Z0052/ 00014
DATA CODE(1, 51,1),CODE(2, 51,1),CODE(3, 51,1)/ 8, 52,Z0053/ 00014
DATA CODE(1, 52,1),CODE(2, 52,1),CODE(3, 52,1)/ 8, 53,Z0054/ 00014
DATA CODE(1, 53,1),CODE(2, 53,1),CODE(3, 53,1)/ 8, 54,Z0055/ 00014
DATA CODE(1, 54,1),CODE(2, 54,1),CODE(3, 54,1)/ 8, 55,Z0024/ 00014
DATA CODE(1, 55,1),CODE(2, 55,1),CODE(3, 55,1)/ 8, 56,Z0025/ 00014
DATA CODE(1, 56,1),CODE(2, 56,1),CODE(3, 56,1)/ 8, 57,Z0058/ 00014
DATA CODE(1, 57,1),CODE(2, 57,1),CODE(3, 57,1)/ 8, 58,Z0059/ 00014
DATA CODE(1, 58,1),CODE(2, 58,1),CODE(3, 58,1)/ 8, 59,Z005A/ 00014
DATA CODE(1, 59,1),CODE(2, 59,1),CODE(3, 59,1)/ 8, 60,Z005B/ 00014
DATA CODE(1, 60,1),CODE(2, 60,1),CODE(3, 60,1)/ 8, 61,Z003A/ 00014
DATA CODE(1, 61,1),CODE(2, 61,1),CODE(3, 61,1)/ 8, 62,Z004B/ 00014
DATA CODE(1, 62,1),CODE(2, 62,1),CODE(3, 62,1)/ 8, 63,Z0032/ 00014
DATA CODE(1, 63,1),CODE(2, 63,1),CODE(3, 63,1)/ 8, 64,Z0033/ 00014
DATA CODE(1, 64,1),CODE(2, 64,1),CODE(3, 64,1)/ 8, 65,Z0034/ 00014
DATA CODE(1, 65,1),CODE(2, 65,1),CODE(3, 65,1)/ 5, 66,Z0018/ 00014
DATA CODE(1, 66,1),CODE(2, 66,1),CODE(3, 66,1)/ 5, 67,Z0012/ 00014
DATA CODE(1, 67,1),CODE(2, 67,1),CODE(3, 67,1)/ 6, 2,Z0017/ 00014
DATA CODE(1, 68,1),CODE(2, 68,1),CODE(3, 68,1)/ 7, 30,Z0037/ 00014
DATA CODE(1, 69,1),CODE(2, 69,1),CODE(3, 69,1)/ 8, 1,Z0036/ 00014
DATA CODE(1, 70,1),CODE(2, 70,1),CODE(3, 70,1)/ 8, 71,Z0037/ 00014
DATA CODE(1, 71,1),CODE(2, 71,1),CODE(3, 71,1)/ 8, 72,Z0064/ 00014
DATA CODE(1, 72,1),CODE(2, 72,1),CODE(3, 72,1)/ 8, 73,Z0065/ 00014
DATA CODE(1, 73,1),CODE(2, 73,1),CODE(3, 73,1)/ 8, 74,Z0068/ 00014
DATA CODE(1, 74,1),CODE(2, 74,1),CODE(3, 74,1)/ 8, 75,Z0067/ 00014
DATA CODE(1, 75,1),CODE(2, 75,1),CODE(3, 75,1)/ 9, 76,Z00CC/ 00014
DATA CODE(1, 76,1),CODE(2, 76,1),CODE(3, 76,1)/ 9, 77,Z00CD/ 00014
DATA CODE(1, 77,1),CODE(2, 77,1),CODE(3, 77,1)/ 9, 78,Z00D2/ 00014
DATA CODE(1, 78,1),CODE(2, 78,1),CODE(3, 78,1)/ 9, 79,Z00D3/ 00014
DATA CODE(1, 79,1),CODE(2, 79,1),CODE(3, 79,1)/ 9, 80,Z00D4/ 00014
DATA CODE(1, 80,1),CODE(2, 80,1),CODE(3, 80,1)/ 9, 81,Z00D5/ 00014
DATA CODE(1, 81,1),CODE(2, 81,1),CODE(3, 81,1)/ 9, 32,Z0086/ 00014
DATA CODE(1, 82,1),CODE(2, 82,1),CODE(3, 82,1)/ 9, 83,Z00D7/ 00014
DATA CODE(1, 83,1),CODE(2, 83,1),CODE(3, 83,1)/ 9, 84,Z00D8/ 00014
DATA CODE(1, 84,1),CODE(2, 84,1),CODE(3, 84,1)/ 9, 55,Z00D9/ 00014
DATA CODE(1, 85,1),CODE(2, 85,1),CODE(3, 85,1)/ 9, 86,Z00DA/ 00014
DATA CODE(1, 86,1),CODE(2, 86,1),CODE(3, 86,1)/ 9, 37,Z00DB/ 00014
DATA CODE(1, 87,1),CODE(2, 87,1),CODE(3, 87,1)/ 9, 88,Z0098/ 00014
DATA CODE(1, 88,1),CODE(2, 88,1),CODE(3, 88,1)/ 9, 89,Z0099/ 00014
DATA CODE(1, 89,1),CODE(2, 89,1),CODE(3, 89,1)/ 9, 31,Z009A/ 00014
DATA CODE(1, 90,1),CODE(2, 90,1),CODE(3, 90,1)/ 6, 13,Z0018/ 00014
DATA CODE(1, 91,1),CODE(2, 91,1),CODE(3, 91,1)/ 9, 32,Z0098/ 00014
DATA CODE(1, 92,1),CODE(2, 92,1),CODE(3, 92,1)/ 13, 93,Z0003/ 00014
DATA CODE(1, 1,2),CODE(2, 1,2),CODE(3, 1,2)/ 10, 65,Z0037/ 00014

UNCLASSIFIED

DATA CODE(1, 2,2),CODE(2, 2,2),CODE(3, 2,2)/ 3, 6,Z0002/ 000147
 DATA CODE(1, 3,2),CODE(2, 3,2),CODE(3, 3,2)/ 2, 4,Z0003/ 000147
 DATA CODE(1, 4,2),CODE(2, 4,2),CODE(3, 4,2)/ 2, 5,Z0002/ 000147
 DATA CODE(1, 5,2),CODE(2, 5,2),CODE(3, 5,2)/ 3, 2,Z0003/ 000147
 DATA CODE(1, 6,2),CODE(2, 6,2),CODE(3, 6,2)/ 4, 7,Z0003/ 000147
 DATA CODE(1, 7,2),CODE(2, 7,2),CODE(3, 7,2)/ 4, 8,Z0002/ 000147
 DATA CODE(1, 8,2),CODE(2, 8,2),CODE(3, 8,2)/ 5, 9,Z0003/ 000147
 DATA CODE(1, 9,2),CODE(2, 9,2),CODE(3, 9,2)/ 6, 10,Z0005/ 000147
 DATA CODE(1, 10,2),CODE(2, 10,2),CODE(3, 10,2)/ 6, 11,Z0004/ 000147
 DATA CODE(1, 11,2),CODE(2, 11,2),CODE(3, 11,2)/ 7, 12,Z0004/ 000147
 DATA CODE(1, 12,2),CODE(2, 12,2),CODE(3, 12,2)/ 7, 13,Z0005/ 000147
 DATA CODE(1, 13,2),CODE(2, 13,2),CODE(3, 13,2)/ 7, 14,Z0007/ 000147
 DATA CODE(1, 14,2),CODE(2, 14,2),CODE(3, 14,2)/ 8, 15,Z0004/ 000147
 DATA CODE(1, 15,2),CODE(2, 15,2),CODE(3, 15,2)/ 8, 16,Z0007/ 000147
 DATA CODE(1, 16,2),CODE(2, 16,2),CODE(3, 16,2)/ 9, 17,Z0018/ 000147
 DATA CODE(1, 17,2),CODE(2, 17,2),CODE(3, 17,2)/ 10, 18,Z0017/ 000147
 DATA CODE(1, 18,2),CODE(2, 18,2),CODE(3, 18,2)/ 10, 19,Z0018/ 000147
 DATA CODE(1, 19,2),CODE(2, 19,2),CODE(3, 19,2)/ 10, 1,Z0008/ 000147
 DATA CODE(1, 20,2),CODE(2, 20,2),CODE(3, 20,2)/ 11, 21,Z0067/ 000147
 DATA CODE(1, 21,2),CODE(2, 21,2),CODE(3, 21,2)/ 11, 22,Z0068/ 000147
 DATA CODE(1, 22,2),CODE(2, 22,2),CODE(3, 22,2)/ 11, 23,Z006C/ 000147
 DATA CODE(1, 23,2),CODE(2, 23,2),CODE(3, 23,2)/ 11, 24,Z0037/ 000147
 DATA CODE(1, 24,2),CODE(2, 24,2),CODE(3, 24,2)/ 11, 25,Z0028/ 000147
 DATA CODE(1, 25,2),CODE(2, 25,2),CODE(3, 25,2)/ 11, 26,Z0017/ 000147
 DATA CODE(1, 26,2),CODE(2, 26,2),CODE(3, 26,2)/ 11, 27,Z0018/ 000147
 DATA CODE(1, 27,2),CODE(2, 27,2),CODE(3, 27,2)/ 12, 28,Z00CA/ 000147
 DATA CODE(1, 28,2),CODE(2, 28,2),CODE(3, 28,2)/ 12, 29,Z00CB/ 000151
 DATA CODE(1, 29,2),CODE(2, 29,2),CODE(3, 29,2)/ 12, 30,Z00CC/ 000151
 DATA CODE(1, 30,2),CODE(2, 30,2),CODE(3, 30,2)/ 12, 31,Z00CD/ 000151
 DATA CODE(1, 31,2),CODE(2, 31,2),CODE(3, 31,2)/ 12, 32,Z0068/ 000151
 DATA CODE(1, 32,2),CODE(2, 32,2),CODE(3, 32,2)/ 12, 33,Z0069/ 000151
 DATA CODE(1, 33,2),CODE(2, 33,2),CODE(3, 33,2)/ 12, 34,Z006A/ 000151
 DATA CODE(1, 34,2),CODE(2, 34,2),CODE(3, 34,2)/ 12, 35,Z006B/ 000151
 DATA CODE(1, 35,2),CODE(2, 35,2),CODE(3, 35,2)/ 12, 35,Z00D2/ 000151
 DATA CODE(1, 36,2),CODE(2, 36,2),CODE(3, 36,2)/ 12, 37,Z00D3/ 000151
 DATA CODE(1, 37,2),CODE(2, 37,2),CODE(3, 37,2)/ 12, 38,Z00D4/ 000151
 DATA CODE(1, 38,2),CODE(2, 38,2),CODE(3, 38,2)/ 12, 39,Z00D5/ 000151
 DATA CODE(1, 39,2),CODE(2, 39,2),CODE(3, 39,2)/ 12, 40,Z00D6/ 000151
 DATA CODE(1, 40,2),CODE(2, 40,2),CODE(3, 40,2)/ 12, 41,Z00D7/ 000151
 DATA CODE(1, 41,2),CODE(2, 41,2),CODE(3, 41,2)/ 12, 42,Z006C/ 000151
 DATA CODE(1, 42,2),CODE(2, 42,2),CODE(3, 42,2)/ 12, 43,Z006D/ 000151
 DATA CODE(1, 43,2),CODE(2, 43,2),CODE(3, 43,2)/ 12, 44,Z00DA/ 000151
 DATA CODE(1, 44,2),CODE(2, 44,2),CODE(3, 44,2)/ 12, 45,Z00DB/ 000151
 DATA CODE(1, 45,2),CODE(2, 45,2),CODE(3, 45,2)/ 12, 45,Z0054/ 000151
 DATA CODE(1, 46,2),CODE(2, 46,2),CODE(3, 46,2)/ 12, 47,Z0055/ 000151
 DATA CODE(1, 47,2),CODE(2, 47,2),CODE(3, 47,2)/ 12, 49,Z0056/ 000151
 DATA CODE(1, 48,2),CODE(2, 48,2),CODE(3, 48,2)/ 12, 49,Z0057/ 000151
 DATA CODE(1, 49,2),CODE(2, 49,2),CODE(3, 49,2)/ 12, 50,Z0064/ 000151
 DATA CODE(1, 50,2),CODE(2, 50,2),CODE(3, 50,2)/ 12, 51,Z0065/ 000151
 DATA CODE(1, 51,2),CODE(2, 51,2),CODE(3, 51,2)/ 12, 52,Z0052/ 000151
 DATA CODE(1, 52,2),CODE(2, 52,2),CODE(3, 52,2)/ 12, 53,Z0053/ 000151
 DATA CODE(1, 53,2),CODE(2, 53,2),CODE(3, 53,2)/ 12, 54,Z0024/ 000151
 DATA CODE(1, 54,2),CODE(2, 54,2),CODE(3, 54,2)/ 12, 55,Z0037/ 000151
 DATA CODE(1, 55,2),CODE(2, 55,2),CODE(3, 55,2)/ 12, 56,Z0038/ 000151
 DATA CODE(1, 56,2),CODE(2, 56,2),CODE(3, 56,2)/ 12, 57,Z0027/ 000151
 DATA CODE(1, 57,2),CODE(2, 57,2),CODE(3, 57,2)/ 12, 53,Z0028/ 000151
 DATA CODE(1, 53,2),CODE(2, 53,2),CODE(3, 53,2)/ 12, 59,Z0058/ 000151
 DATA CODE(1, 59,2),CODE(2, 59,2),CODE(3, 59,2)/ 12, 6J,Z0059/ 000151
 DATA CODE(1, 60,2),CODE(2, 60,2),CODE(3, 60,2)/ 12, 61,Z0028/ 000151
 DATA CODE(1, 61,2),CODE(2, 61,2),CODE(3, 61,2)/ 12, 62,Z002C/ 000151
 DATA CODE(1, 62,2),CODE(2, 62,2),CODE(3, 62,2)/ 12, 63,Z005A/ 000151
 DATA CODE(1, 63,2),CODE(2, 63,2),CODE(3, 63,2)/ 12, 64,Z0066/ 000151
 DATA CODE(1, 64,2),CODE(2, 64,2),CODE(3, 64,2)/ 12, 65,Z0067/ 000151
 DATA CODE(1, 65,2),CODE(2, 65,2),CODE(3, 65,2)/ 10, 20,Z000F/ 000151
 DATA CODE(1, 66,2),CODE(2, 66,2),CODE(3, 66,2)/ 12, 67,Z00C8/ 000151
 DATA CODE(1, 67,2),CODE(2, 67,2),CODE(3, 67,2)/ 12, 68,Z00C9/ 000151
 DATA CODE(1, 68,2),CODE(2, 68,2),CODE(3, 68,2)/ 12, 69,Z005B/ 000151
 DATA CODE(1, 69,2),CODE(2, 69,2),CODE(3, 69,2)/ 12, 7J,Z0033/ 000151
 DATA CODE(1, 70,2),CODE(2, 70,2),CODE(3, 70,2)/ 12, 71,Z0034/ 000151
 DATA CODE(1, 71,2),CODE(2, 71,2),CODE(3, 71,2)/ 12, 72,Z0035/ 000151
 DATA CODE(1, 72,2),CODE(2, 72,2),CODE(3, 72,2)/ 13, 73,Z006C/ 000151
 DATA CODE(1, 73,2),CODE(2, 73,2),CODE(3, 73,2)/ 13, 74,Z006D/ 000151
 DATA CODE(1, 74,2),CODE(2, 74,2),CODE(3, 74,2)/ 13, 75,Z003A/ 000151
 DATA CODE(1, 75,2),CODE(2, 75,2),CODE(3, 75,2)/ 13, 76,Z004B/ 000151
 DATA CODE(1, 76,2),CODE(2, 76,2),CODE(3, 76,2)/ 13, 77,Z004C/ 000151
 DATA CODE(1, 77,2),CODE(2, 77,2),CODE(3, 77,2)/ 13, 78,Z004D/ 000151
 DATA CODE(1, 78,2),CODE(2, 78,2),CODE(3, 78,2)/ 13, 79,Z0072/ 000151
 DATA CODE(1, 79,2),CODE(2, 79,2),CODE(3, 79,2)/ 13, 80,Z0073/ 000151
 DATA CODE(1, 80,2),CODE(2, 80,2),CODE(3, 80,2)/ 13, 81,Z0074/ 000151
 DATA CODE(1, 81,2),CODE(2, 81,2),CODE(3, 81,2)/ 13, 82,Z0075/ 000151
 DATA CODE(1, 82,2),CODE(2, 82,2),CODE(3, 82,2)/ 13, 83,Z0076/ 000151
 DATA CODE(1, 83,2),CODE(2, 83,2),CODE(3, 83,2)/ 13, 84,Z0077/ 000151

```

DATA CJJE(1, 84,2),CODE(2, 84,2),CODE(3, 84,2)/13, 85,Z0052/ 00015
DATA CJJE(1, 85,2),CODE(2, 85,2),CODE(3, 85,2)/13, 86,Z0053/ 00015
DATA CJJE(1, 86,2),CODE(2, 86,2),CODE(3, 86,2)/13, 87,Z0054/ 00015
DATA CJJE(1, 87,2),CODE(2, 87,2),CODE(3, 87,2)/13, 88,Z0055/ 00015
DATA CJJE(1, 88,2),CODE(2, 88,2),CODE(3, 88,2)/13, 89,Z005A/ 00015
DATA CJJE(1, 89,2),CODE(2, 89,2),CODE(3, 89,2)/13, 90,Z005B/ 00015
DATA CJJE(1, 90,2),CODE(2, 90,2),CODE(3, 90,2)/13, 91,Z0064/ 00015
DATA CJJE(1, 91,2),CODE(2, 91,2),CODE(3, 91,2)/13, 93,Z0065/ 00015
DATA CJJE(1, 92,2),CODE(2, 92,2),CODE(3, 92,2)/13, 93,Z0003/ 00015
DATA CJJERD(1,1),CODERD(2,1),CODERD(3,1)/ 4,5,Z1/ 00015
DATA CJJERD(1,2),CODERD(2,2),CODERD(3,2)/ 1,4,Z3/ 00015
DATA CJJERD(1,3),CODERD(2,3),CODERD(3,3)/ 1,2,Z1/ 00015
DATA CJJERD(1,4),CODERD(2,4),CODERD(3,4)/ 3,7,Z1/ 00015
DATA CJJERD(1,5),CODERD(2,5),CODERD(3,5)/ 6,6,Z3/ 00015
DATA CJJERD(1,6),CODERD(2,6),CODERD(3,6)/ 6,8,Z1/ 00015
DATA CJJERD(1,7),CODERD(2,7),CODERD(3,7)/ 3,1,Z2/ 00015
DATA CJJERD(1,8),CODERD(2,8),CODERD(3,8)/ 6,9,Z2/ 00015
DATA CJJERD(1,9),CODERD(2,9),CODERD(3,9)/ 7,10,Z1/ 00015
DATA CJJERD(1,10),CODERD(2,10),CODERD(3,10)/ 13,11,Z3/ 00015
DATA CJJERD(1,11),CODERD(2,11),CODERD(3,11)/ 13,12,Z2/ 00015
C 00015
E N D 00015
SUBROUTINE CODELN(LENGTH,POLAR,CDELCT,CDDATA) 00015
C 00015
IMPLICIT INTEGER(A-Z) 00015
COMMON/BJFF/PELBJF(60,2),CDBUF(240),OTBUF(60,2), 00015
* STERBUF(240), STAT(3000) 00015
COMMON/HUFF/CODE(3,92,2),CODERD(3,11) 00015
COMMON/ERAY/ERRORS(2500) 00015
C ***** BEGIN PROGRAM ***** 00015
C INITIALIZE MAKE UP CODE, MAKE UP CODE LENGTH 00015
C MCCDE=0 00015
C MLENG=0 00015
C CHECK INPUTS 00015
C IF (POLAR.LT.1.OR.POLAR.GT.2) CALL EXIT 00015
C IF (LENGTH..Y.0.OR.LENGTH.GT.1728) CALL EXIT 00015
C IF (LENGTH.LE.63) GO TO 10 00016
C CALCULATE MAKE UP CODE INDEX, CODE, LENGTH 00016
C AND WRITE TO CODE LINE 00016
C INDEX=LENGTH/64+64 00016
C MCCDE=CJJE(3,INDEX,POLAR) 00016
C MLENG=CODE(1,INDEX,POLAR) 00016
C CALL M12B(CJJE,CDBUF,CDELCT+1,MLENG) 00016
C CDELCT=CDELCT+MLENG 00016
C CDDATA=CDDATA+MLENG 00016
C CALCULATE TERMINATING CODE INDEX, CODE, LENGTH 00016
C AND ADD TO CODE LINE 00016
C 10 CONTINUE 00016
C INDEX=MOD(LENGTH,64)+1 00016
C TCDE=CODE(3,INDEX,POLAR) 00016
C TLENG=CODE(1,INDEX,POLAR) 00016
C CALL M12B(TCDE,CDBUF,CDELCT+1,TLENG) 00016
C CDELCT=CDELCT+TLENG 00016
C CDDATA=CDDATA+TLENG 00016
C RETURN 00016
E N D 00016
SUBROUTINE ERRMES(PELBUF,OTBUF,PELMAX,VRES,ERRCNT) 00016
C IMPLICIT INTEGER(A-Z) 00016
REAL ER 00016
C ***** LABELED COMMON /G32BIT/ ***** 00016
C COMMON /G32BIT/MASK(32),COMASK(32),LIBIT(32),LZBIT(32) 00016
C INTEGER MASK,COMASK,LIBIT,LZBIT 00016
C ***** FILE DEFINITIONS ***** 00016
C COMMON/FILES/TERM,LPFIL,PELFIL,CTFIL,ERFIL 00016
C DIMENSION PELBUF(50),OTBUF(60) 00016
COMMON/_JGIC/SEARCH,DIAG 00016

```

```

LOGICAL SEARCH, DIAG                                00016
C                                                    00016
***** BEGIN PROGRAM *****                      00016
C                                                    00016
REWIND PELFIL                                       00016
REWIND OTFIL                                        00016
ERROR=0                                             00016
OTELW=(PELMAX+32-1)/32                             00016
OTLNCT=0                                             00016
C                                                    00016
READ AN ERROR FREE LINE                            00016
C                                                    00016
100 CONTINUE                                        00016
READ(1,END=600,ERR=800) INLNNO,INELCT,PELBUF      00016
IF(MOD(INLNNO-1,VRES).NE.0) GO TO 100              00016
C                                                    00016
READ AN ERROR-CORRUPTED LINE                       00016
C                                                    00016
200 CONTINUE                                        00016
READ(2,END=500,ERR=800) OTLNNO,OTELCT,OTBUF      00016
OTLNCT=OTLNCT+1                                    00016
300 CONTINUE                                        00016
C                                                    00016
COUNT DIFFERENCES BETWEEN TRANSMITTED AND RECEIVED LINES 00016
C                                                    00016
DO 450 I=1,OTELW                                   00016
IF(OTBUF(I).EQ.PELBUF(I)) GO TO 450               00016
IF(.NOT.JIAG) GO TO 420                           00016
WRITE(6,410) INLNNO,OTLNNO,I,PELBUF(I),OTBUF(I)  00016
410 FORMAT(3I0,2Z12)                               00016
420 CONTINUE                                        00016
DO 440 J=1,32                                      00016
IF(IAB(OTBUF(I),J,I).NE.IAB(PELBUF(I),J,I)) ERROR=ERROR+1 00016
440 CONTINUE                                        00016
450 CONTINUE                                        00016
IF(OTLNNO-INLNNO) 200,100,580                    00016
C                                                    00016
ERROR LINE NUMBER GREATER THAN GOOD LINE NUMBER;  00016
COUNT DIFFERENCES BETWEEN GOOD AND ALL WHITE LINE 00016
C                                                    00016
500 CONTINUE                                        00016
DO 550 I=1,OTELW                                   00016
IF(PELBUF(I).EQ.0) GO TO 550                     00016
IF(.NOT.JIAG) GO TO 520                           00016
WRITE(6,410) INLNNO,OTLNNO,I,PELBUF(I),OTBUF(I)  00016
520 CONTINUE                                        00016
DO 540 J=1,32                                      00016
IF(IAB(PELBUF(I),J,I).NE.0) ERROR=ERROR+1       00016
540 CONTINUE                                        00016
550 CONTINUE                                        00016
C                                                    00016
580 READ(1,END=600,ERR=800) INLNNO,INELCT,PELBUF 00016
IF(MOD(INLNNO-1,VRES).NE.0) GO TO 580            00016
C                                                    00016
GO TO 300                                           00016
C                                                    00016
CALCULATE ERROR SENSITIVITY FACTOR                00016
C                                                    00016
600 CONTINUE                                        00016
ESF=0.                                              00016
IF(ERRCNT.LE.0) GO TO 650                         00016
ESF=FLOAT(ERROR)/FLOAT(ERRCNT)                   00017
650 CONTINUE                                        00017
C                                                    00017
WRITE(6,700) ERROR,ERRCNT,ESF,OTLNCT             00017
700 FORMAT('NUMBER OF INCORRECT PELS =',I10/      00017
*          'NUMBER OF BITS IN ERROR TRANSMITTED =',I10/ 00017
*          'ERROR SENSITIVITY FACTOR =',F12.4/      00017
*          'TOTAL NUMBER OF OUTPUT LINES PROCESSED =',I8) 00017
C                                                    00017
RETURN                                             00017
800 CONTINUE                                        00017
STOP 800                                          00017
END                                               00017
SUBROUTINE STATS(LENGTH,INLNCT,DIAG)             00017
IMPLICIT INTEGER(A-Z)                            00017
C                                                    00017
INTEGER MTF(5),ITF(2,5),LENGTH(INLNCT)         00017
REAL STT(2,5),SUM,SUMSQ                           00017
LOGICAL DIAG                                       00017
***** FILE DEFINITIONS *****                  00017
C                                                    00017

```



```

COMMEN/FILES/TERN,LPFIL,PELFIL,OTFIL,ERFIL      00017
C DATA MTT/0.2A,AB,06,192/                      00017
C *****BEGIN PROGRAM*****                    00017
C DO JCO I=1,5                                    00017
  ITT(1,I)=10000                                  00017
  ITT(2,I)=0                                       00017
  SUM=0.                                           00017
  SUMSQ=0.                                         00017
  DO 100 J=1,INLNCT                               00017
C FIND FILLED LINE LENGTH                         00017
C LEN=MAXO(LENGTH(J),MTT(I))                     00017
  IF(DIAG) WRITE(6,50) LEN                        00017
50 FORMAT (I8)                                    00017
C FIND MINIMUM LINE LENGTH                       00017
C ITT(1,I)=MINO(LEN,ITT(1,I))                   00017
C FIND MAXIMUM LINE LENGTH                      00017
C ITT(2,I)=MAXO(LEN,ITT(2,I))                   00017
C FIND SUM OF LENGTHS                           00017
C SUM=SUM(FLJAT(LEN))                            00017
  SUMSQ=SUM(SJ)+(FLJAT(LEN))**2                  00017
100 CONTINUE                                     00017
C FIND SAMPLE MEAN AND STANDARD DEVIATION       00017
C STT(1,I)=SUM/FLOAT(INLNCT)                     00017
  STT(2,I)=SQRT((SUMSQ-(SUM**2))/FLOAT(INLNCT))/FLOAT(INLNCT-1)) 00017
300 CONTINUE                                     00017
C WRITE(6,400)((ITT(1,I),I=1,5)                 00017
400 FORMAT(
  *'0 MINIMUM TRANSMISSION TIME (4800 BPS)'//00017
  *' CODED LINE'//                                00017
  *' LENGTH 0 MS 5 MS 10 MS 20 MS 40 MS'//00017
  *' STATISTICS:'//                                00017
  *' MINIMUM',10X,5(I8)//)                        00017
  WRITE(6,410)((ITT(2,I),I=1,5)                 00017
410 FORMAT(
  *' MAXIMUM',10X,5(I8)//)                        00017
  WRITE(6,420)((STT(1,I),I=1,5)                 00017
420 FORMAT(
  *' SAMPLE MEAN',9X,5(F8.2)//)                  00017
  WRITE(6,430)((STT(2,I),I=1,5)                 00017
430 FORMAT(
  *' STANDARD DEVIATION',2X,5(F8.2))            00017
C RETURN                                         00017
E N D                                           00017
0 END OF DCEC UPRINT PROGRAM LINES PRINTED= 1615

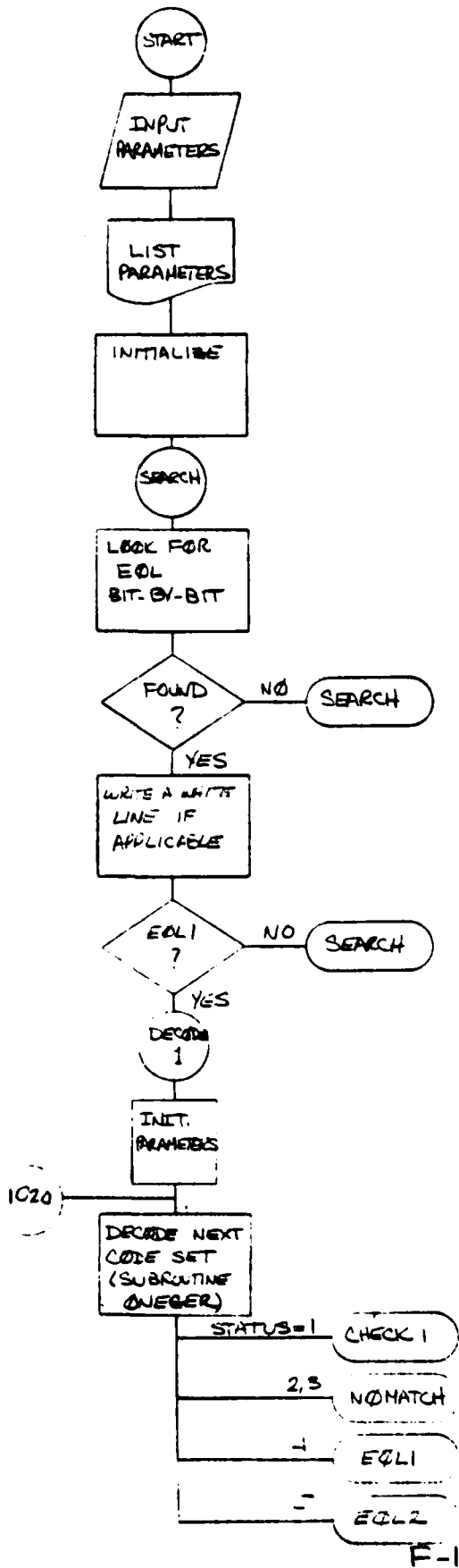
```

APPENDIX F

FLOW CHART

FEDERAL REPUBLIC OF GERMANY

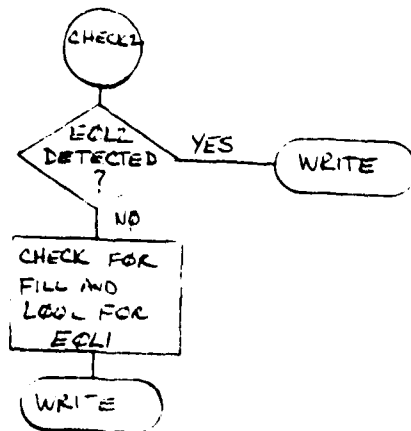
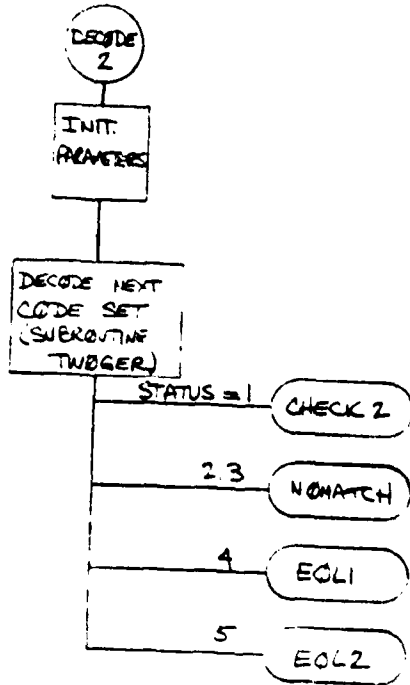
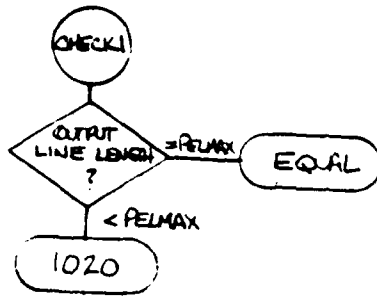
GERMAN

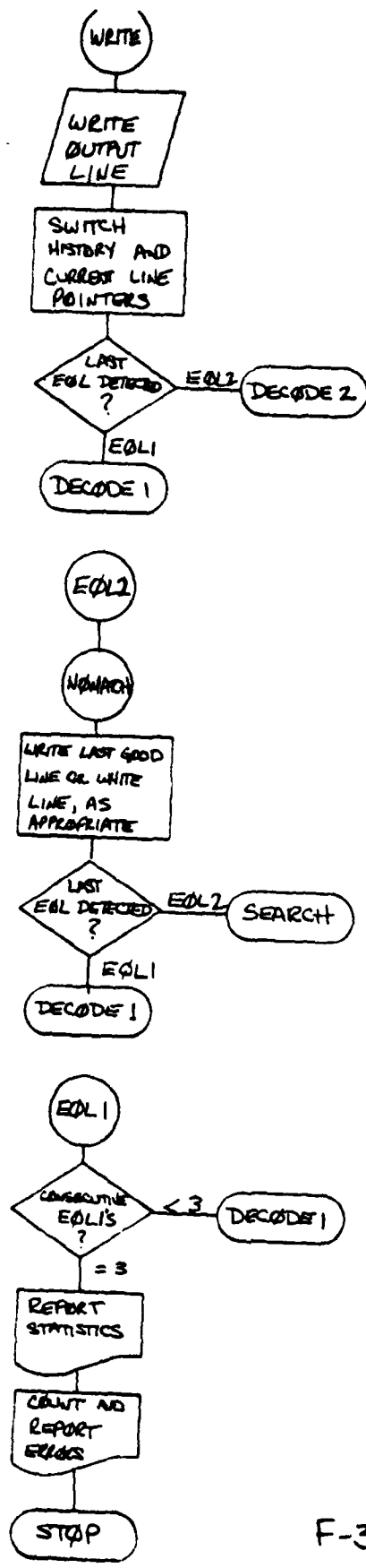


OUTPUT LINE & PELMAX

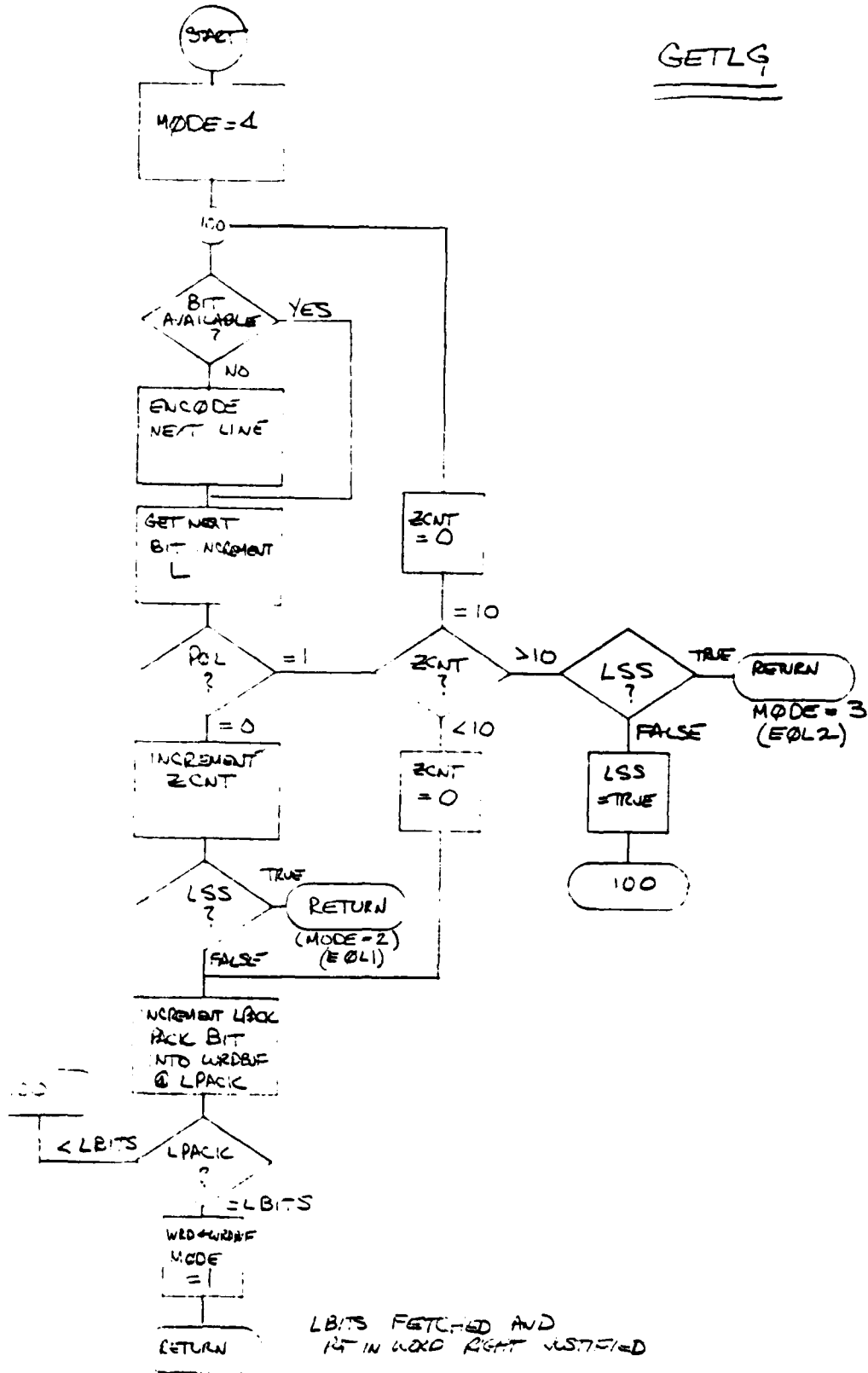
OUTPUT LINE TOO LONG OR
NO MATCH FOUND IN CODE TABLE

} PREMATURE EOL DETECTED

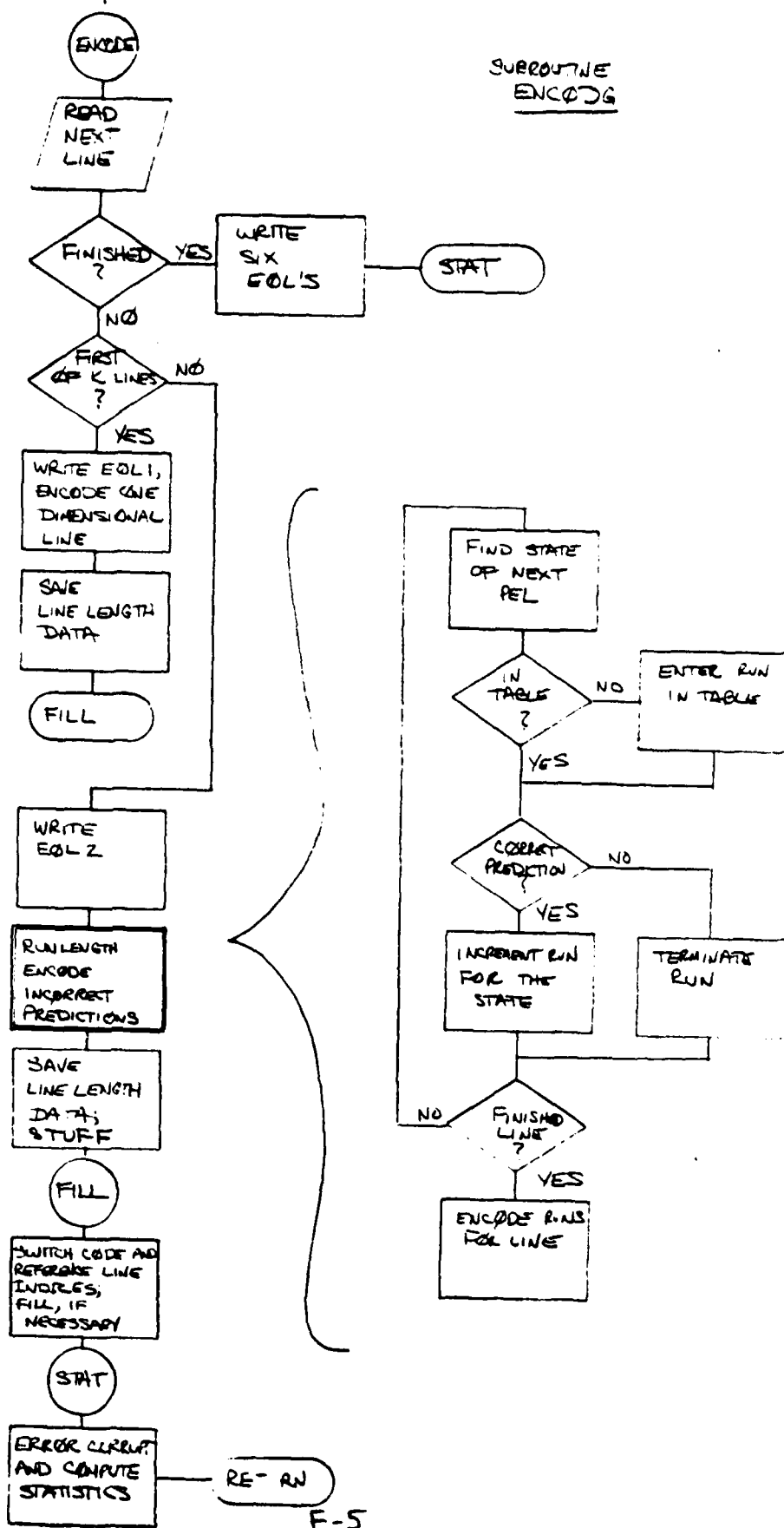




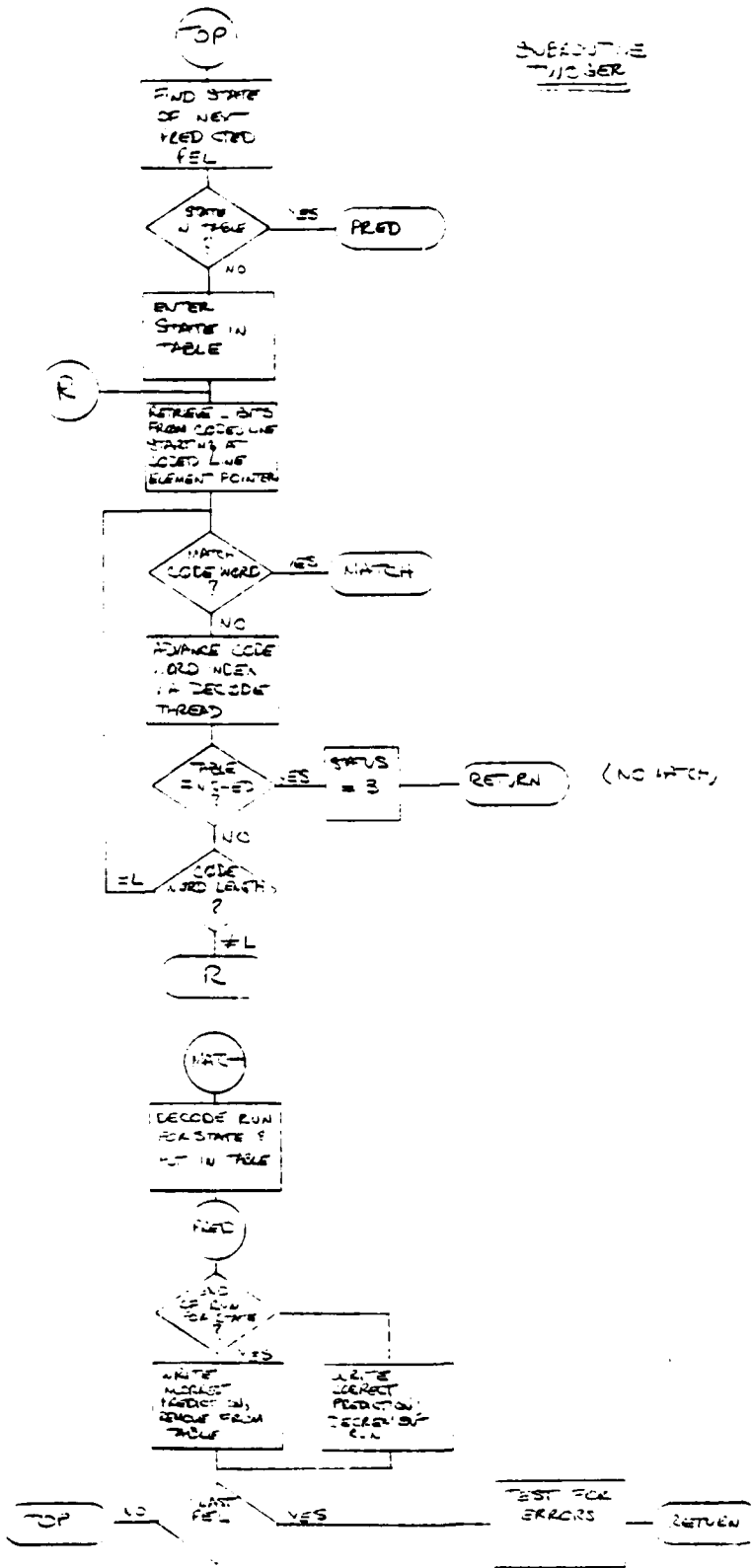
GETLG



SUBROUTINE
ENCODG



SUBROUTINE
TJ0303ER



APPENDIX G

CODE LISTING

FEDERAL REPUBLIC OF GERMANY

```

START OF DCEC JPRINT PROGRAM          D$NAME=N0026.GERMAN.FORT
C                                     000000
PROGRAM GERMAN                         000000
IMPLICIT INTEGER(A-Z)                  000000
REAL CF3,CF4,ERRATE                    000000
C***** LABELED COMMON /G32BIT/ ***** 000000
C                                     000000
COMMON /G32BIT/MASK(32),COMASK(32),LIBIT(32),LZBIT(32)
INTEGER MASK,COMASK,LIBIT,LZBIT       000000
C                                     000000
COMMON /BUFF/PELBUF(60,2),CDBUF(240),
* DTBUF(60,2),STBUF(240),STAT(1000)    000000
COMMON /HUFF/CCDE(3,92,2),CCDS(3,68,6),PREDCT(16),NPKED(16),
* CTABLE(16),CSTART(16),STBUF(1728),STRUN(1728)
COMMON /ERR/ERRORS(2500)              000000
C***** FILE DEFINITIONS *****      000000
C                                     000000
COMMON /FILES/TERM,LPFIL,PELFIL,CTFIL,EFFIL
C                                     000000
C***** LABELLED COMMON VARIABLES ***** 000000
C                                     000000
COMMON /IVAR/PELMAX,VRES,EPHASE,CMPMAX,ERRMOD,LINMAX,K
COMMON /PVAR/INLNNO,OTLNNO,OTELW,INELP,CDEL,OTELP,CDEL,
* CDELCT,INELCT,TCDATA,TCDEL,ERRPNT,ERRCFF,ERRLIN,
* ERRCNT,INLNCT,CONSEC,LNNOBF,ZCNT,WRUBUF,_PACK,
* INCOD,INREF,CTCDD,CTREF,TSFBT
COMMON /ICHR/DC,II,MM,TT,NN,YY
COMMON /LOGIC/SEARCH,DIAG,SYNC,LSS,WRITE,CHCCL,ONE
LOGICAL SEARCH,DIAG,SYNC,LSS,WRITE,CHCCL,ONE
C                                     000000
C READ INPUT PARAMETERS                 000000
90 WRITE(6,100)                         000000
100 FORMAT('S PARAMETERS: INPUT(=I), CR DEFAULT(=D)?')
READ(5,110,ERR=90) INSW                000000
110 FORMAT(A1)                          000000
IF (INSW.EQ.DD) GO TO 315               000000
IF (INSW.NE.II) GO TO 90                000000
C                                     000000
C READ DIAGNOSTIC SWITCH                000000
C                                     000000
114 WRITE(6,115)                        000000
115 FORMAT('S DIAGNOSTIC PRINTOUT? (Y OR N): ')
READ(5,110) INSW                       000000
IF (INSW.EQ.YY) GO TO 116               000000
IF (INSW.EQ.NN) GO TO 120               000000
GO TO 114                               000000
116 CONTINUE                            000000
DIAG=.TRUE.                             000000
C                                     000000
C READ MAXIMUM NUMBER OF PELS PER LINE  000000
C                                     000000
120 CONTINUE                            000000
WRITE(6,130)                            000000
130 FORMAT('S ENTER MAXIMUM NUMBER OF PELS PER LINE: ')
READ(5,140,ERR=120) PELMAX             000000
140 FORMAT(I4)                          000000
IF (PELMAX.GE.1.AND.PELMAX.LE.1728) GO TO 160
WRITE(6,150) PELMAX                    000000
150 FORMAT('O NUMBER OUT OF RANGE (=,I6,')
GO TO 120                               000000
C                                     000000
C READ VERTICAL SAMPLING                000000
C                                     000000
160 CONTINUE                            000000
WRITE(6,170)                            000000
170 FORMAT('S ENTER VERTICAL SAMPLING: ')
READ(5,180,ERR=160) VRES               000000
180 FORMAT(I2)                          000000
IF (VRES.GE.1.AND.VRES.LE.10) GO TO 190
WRITE(6,150) VRES                      000000
GO TO 160                               000000
C                                     000000
C READ PARAMETER K                      000000
C                                     000000
190 CONTINUE                            000000
WRITE(6,192)                            000000
192 FORMAT('S ENTER PARAMETER K: ')
READ(5,140,ERR=190) K                  000000
IF (K.GE.1.AND.K.LE.3000) GO TO 200
WRITE(6,150) K                         000000
GO TO 190                               000000
C                                     000000
C READ ERROR PATTERN PHASE              000000
C                                     000000

```

```

C
200 CONTINUE                                00000E
    WRITE(6,210)                             00000E
210 FORMAT('ENTER ERROR PATTERN PHASE: ')    00000E
    READ(5,220,ERR=200) EPHASE                00000E
220 FORMAT('')                          00000E
    IF(EPHASE.GE.0.AND.EPHASE.LE.3) GO TO 240 00000E
    WRITE(6,150) EPHASE                       00000E
    GO TO 200                                 00000E
C
C READ MINIMUM COMPRESSED LINE LENGTH        00000E
C
240 CONTINUE                                00000E
    WRITE(6,250)                             00000E
250 FORMAT('ENTER MINIMUM COMPRESSED LINE LENGTH: ')
    READ(5,140,ERR=240) CMPMAX                00000E
    IF(CMPMAX.GE.0.AND.CMPMAX.LE.1728) GO TO 320
    WRITE(6,150) CMPMAX                       00000E
    GO TO 240                                 00001C
C
C READ NUMBER OF SCAN LINES TO BE PROCESSED 00001C
320 CONTINUE                             00001C
    WRITE(6,330)                             00001C
230 FORMAT('NUMBER OF SCAN LINES TO BE PROCESSED=? ')
    READ(5,140,ERR=320) LINMAX                00001C
    IF(LINMAX.GE.1.AND.LINMAX.LE.3000) GO TO 280
    WRITE(6,150) LINMAX                       00001C
    GO TO 320                                 00001C
C
C READ ERROR MODE                            00001E
330 CONTINUE                             00001E
280 CONTINUE                                00001E
    WRITE(6,290)                             00001E
290 FORMAT('ERROR MODE=? (M=MANUAL, T=TAPE, N=NO ERRORS) ')
    READ(5,110,ERR=290) ERRMOD                00001E
    IF(ERRMOD.EQ.MM) GO TO 300                 00001E
    IF(ERRMOD.EQ.TT) GO TO 315                00001E
    IF(ERRMOD.EQ.NN) GO TO 280                00001E
    GO TO 350                                 00001E
C
C READ ERROR LOCATIONS                       00001E
340 CONTINUE                             00001E
300 CONTINUE                                00001E
    ERRLIM=1                                  00001E
305 READ(5,140) ERRORS(ERRLIM)               00001E
    IF(ERRORS(ERRLIM).EQ.9999) GO TO 310      00001E
    ERRLIM=ERRLIM+1                           00001E
    GO TO 305                                  00001E
310 CONTINUE                                00001E
    ERRLIM=ERRLIM-1                           00001E
    GO TO 350                                  00001E
C
C READ ERROR TAPE FILE AND OPEN              00001E
350 CONTINUE                             00001E
315 CONTINUE                                00001E
    ERRLIM=1                                  00001E
    READ(3,318,END=317) ERRORS(ERRLIM)       00001E
    ERRLIM=ERRLIM+1                           00001E
316 READ(3,318,END=317) ERRORS(ERRLIM)       00001E
318 FORMAT('I16)                             00001E
    ERRORS(ERRLIM)=ERRORS(ERRLIM)+ERRORS(ERRLIM-1)
    ERRLIM=ERRLIM+1                           00001E
    GO TO 316                                  00001E
317 ERRLIM=ERRLIM-1                           00001E
C
C 350 CONTINUE                                00001E
C
360 CONTINUE                                00001E
WRITE INPUT PARAMETERS                  00001E
C
    WRITE(6,400) PELMAX,VRES,K,EPHASE,CMPMAX,LINMAX
    400 FORMAT('INPUT PARAMETERS: ')          00001E
    * '0 MAXIMUM NUMBER OF PELS PER LINE=' ,I6/
    * '0 VERTICAL SAMPLING: N=' ,I4/
    * '0 PARAMETER K = ' ,I4/
    * '0 ERROR PATTERN PHASE = ' ,I4/
    * '0 MINIMUM COMPRESSED LINE LENGTH = ' ,I6/ '0 BITS'
    * '0 NUMBER OF SCAN LINES TO BE PROCESSED = ' ,I6)
    IF(ERRMOD.EQ.NN) WRITE(6,410)             00001E
410 FORMAT('NO ERRORS INSERTED')             00001E
    IF(ERRMOD.EQ.MM) WRITE(6,140) (ERRORS(I),I=1,ERRLIM)

```

UNCLASSIFIED

```

IF (ERRMOD=0,1) WRITE(6,420) ENRLIN
420 FORMAT (I12, ' ERRORS OBTAINED FROM ERROR TAPE')
***** BEGIN PROGRAM *****
C
C INITIALIZE
C
TCCEL=0
TCDATA=0
ERRPNT=1
ERRCNT=0
INLNCT=0
ERROFF=E3 HASE*1024
CDELCT=J2
OTELP=1
CDELP=J2+1
CONSEC=1
INREF=1
INCCD=2
OTREF=1
CTCOD=2
C
DO 800 I=1,240
STFBUF(I)=0
CDBUF(I)=0
800 CONTINUE
DO 850 I=1,60
OTBUF(I,ITCDD)=0
OTBUF(I,ITCCD)=0
PELBUF(I,INREF)=0
PELBUF(I,INCCD)=0
850 CONTINUE
SEARCH=.TRUE.
SYNC=.FALSE.
WRITE=.FALSE.
C
C SEARCH MODE: LOCK FOR EOLI BIT-BY-BIT
C
900 CONTINUE
L=C
LSS=.FALSE.
ZCNT=0
WROBUF=0
LPACK=0
CALL GETLG(13,MODE,LBITS,L)
GO TO (910,930,930,920),MODE
STEP 900
910 CONTINUE
C
C EOL NOT FOUND; ADVANCE POINTER AND TRY AGAIN
C
CDELP=CDELP+1
GO TO 900
CONTINUE
STEP 920
930 CONTINUE
C
C EOLI FOUND
C
SEARCH=.FALSE.
CDELP=CDELP+L
IF(WRITE) GO TO 935
WRITE=.TRUE.
GO TO 950
935 CONTINUE
C
C SET OUTPUT DECODE LINE TO 0 AND WRITE CUT
DO 950 I=1,60
OTBUF(I,ITCDD)=0
950 CONTINUE
WRITE(2) STLNNO,PELMAX,(OTBUF(I,ITCCD),I=1,60)
OTLNNO=LXNDBF
CONTINUE
IF(MODE=2) 965,1030,900
965 STCP 965
1000 CONTINUE
C
C PERFORM ONE-DIMENSIONAL DECODE OF A COMPLETE LINE
C FIRST, SET OUTPUT BUFFER TO WHITE
C (ONLY BLACK RUNS WILL BE INSERTED)
C
DO 1010 I=1,60
OTBUF(I,ITCDD)=0

```

```

1010 CONTINUE                                00002
C                                             00002
  INDEX=3                                    00002
  COLOR=1                                    00002
  CTCLP=1                                    00002
←                                             00002
  LSS=.FALSE.                               00002
  ZCNT=0                                     00002
1020 CONTINUE                                00002
  CALL ONEGER(INDEX,COLOR,STATUS,L)          00002
  GO TO (1030,1070,1070,1035,1040),STATUS  00002
C           1   2   3   4   5              00002
  STCP 1000                                  00002
←                                             00002
C ALL RUNS ADDED                            00002
C                                             00002
1030 CONTINUE                                00002
  ONE=.TRUE.                                 00002
  IF (CTCLP-1-PELMAX) 1031,1032,1050      00002
1031 CONTINUE                                00002
  IF (CHCCL) COLOR=MOD(COLOR+2,2)+1       00002
  INDEX=3                                    00002
  GO TO 1020                                  00002
3000 CONTINUE                                00002
C PERFORM TWO-DIMENSIONAL DECODE           00002
C                                             00002
C FIRST, SET JUTPUT BUFFER TO WHITE        00002
C (ONLY BLANK RUNS WILL BE INSERTED)       00002
C                                             00002
  DO 3010 I=1,60                             00002
  CTBUF(I,CTCJD)=0                          00002
3010 CONTINUE                                00002
C                                             00002
  CTCLP=1                                    00002
C                                             00002
  LSS=.FALSE.                               00002
  ZCNT=0                                     00002
  CALL TWOGER(INDEX,COLOR,STATUS,L)         00002
  GO TO (3030,1070,1070,1035,1040),STATUS  00002
C           1   2   3   4   5              00002
  STOP 3000                                  00002
←                                             00002
C RUN ADDED; LOOK FOR NEXT RUN              00002
C                                             00002
3030 CONTINUE                                00002
  ONE=.FALSE.                               00002
←                                             00002
  LINE LENGTH=PELMAX; CHECK FOR FILL AND LOOK FOR EOL
C                                             00002
1032 CONTINUE                                00002
  ZERC=-1                                    00002
  LSS=.FALSE.                               00002
  ZCNT=0                                     00003
1033 CONTINUE                                00003
  ZERC=ZERC+1                               00003
  WR CRUF=0                                  00003
  LPACK=0                                    00003
  L=C                                         00003
  CALL GET_G(I,MODE,LBITS,L)                00003
←                                             00003
  GO TO (1034,1060,1060,1050),MODE          00003
C                                             00003
C CHECK FOR FILL                            00003
C                                             00003
1034 CONTINUE                                00003
C                                             00003
  CDCLP=CDCLP+L                             00003
  IF (LBITS.EQ.0) GO TO 1033                00003
  IF (ZERO..E.10) GO TO 1070               00003
  STCP 1034                                  00003
←                                             00003
C PREMATURE EOL DETECTED                   00003
C                                             00003
C EOL DETECTED                             00003
C                                             00003
1035 CONTINUE                                00003
  CDCLP=CDCLP+L                             00003
  STATUS=4                                    00003
  IF (CTCLP.LE.1) CONSEC=CONSEC+1          00003

```

UNCLASSIFIED

```

IF (CCNSEC=2) 1080,1000,2000 00003:
C 00003:
C EOL2 DETECTED 00003:
C 1040 CONTINUE 00003:
C CDLP=CDLP+L 00003:
C STATUS=5 00003:
C GO TO 1080 00003:
C PROBLEMS,PROBLEMS 00003:
C 1050 STOP 1050 00003:
C LINE LENGTH CORRECT, EOL DETECTED PROPERLY; WRITE OUT PJT LINE 00003:
C 1060 CONTINUE 00003:
C CDLP=CDLP+L 00003:
C WRITE(2) OTLNNO,PELMAX,(OTBUF(I,OTCOD),I=1,60) 00003:
C OTLNNO=LNNOBF 00003:
C CONSEC=1 00003:
C IF (.NOT. SYNC) .TRUE. 00003:
C TEMP=OTREF 00003:
C CTREF=CTCOD 00003:
C CYCOD=TEMP 00003:
C IF (MODE.EQ.2) GO TO 1000 00003:
C GO TO 1010 00003:
C LINE TOO LONG OR NO MATCH 00003:
C 1070 CONTINUE 00003:
C WRITE=.FALSE. 00003:
C LINE SHORT 00003:
C 1080 CONTINUE 00003:
C IF (.NOT.SYNC) GO TO 1090 00003:
C WRITE LAST GOOD LINE 00003:
C WRITE(2) OTLNNO,PELMAX,(CYBUF(I,CTREF),I=1,60) 00003:
C SYNC=.FALSE. 00003:
C GO TO 1110 00003:
C 1090 CONTINUE 00003:
C WRITE A WHITE LINE 00003:
C DO 1100 I=1,60 00003:
C 1100 OTBUF(I,OTCOD)=0 00003:
C WRITE(2) OTLNNO,PELMAX,(OTBUF(I,OTCOD),I=1,60) 00003:
C 1110 OTLNNO=LNNOBF 00003:
C IF (STATUS.EQ.4) GO TO 1000 00003:
C SEARCH=.TRUE. 00003:
C GO TO 100 00003:
C END OF MESSAGE 00003:
C 2000 CONTINUE 00003:
C WRITE(6,2010) CONSEC 00003:
C 2010 FORMAT ('0 END OF MESSAGE DETECTED (' ,I2,' EOL'S)') 00003:
C REPORT COMPRESSION FACTOR, ERROR SENSITIVITY FACTOR, BIT ERROR RATE 00003:
C ERRATE=FLOAT(ERRCNT)/FLOAT(TCDEL) 00003:
C WRITE(6,2020) TCDEL,TCDATA,TSTFBY,INLNCT,ERRATE 00003:
C 2020 FORMAT ('0 TOTAL NUMBER OF CODED BITS = ',I8/ 00003:
C * '0 TOTAL NUMBER OF CODED DATA BITS = ',I8/ 00003:
C * '0 TOTAL NUMBER OF STUFFING BITS = ',I8/ 00003:
C * '0 TOTAL NUMBER OF INPUT LINES PROCESSED = ',I3/ 00003:
C * '0 BIT ERROR RATE = ',G14.6) 00003:
C CALL STAT(STAT,INLNCT,DIAG) 00003:
C CF3=FLOAT(PELMAX)*FLOAT(INLNCT)/FLOAT(TCDEL) 00004:
C CF4=FLOAT(PELMAX)*FLOAT(INLNCT)/FLOAT(TCDATA) 00004:
C WRITE(6,2030) CF3,CF4 00004:
C 2030 FORMAT ('0 COMPRESSION FACTOR FOR G3 MACHINE (CF3) = ',F8.4/ 00004:
C * '0 COMPRESSION FACTOR FOR G4 MACHINE (CF4) = ',F8.4) 00004:
C CALL ERRRES (PELBUF,OTBUF,PELMAX,VRES,ERRCNT) 00004:
C STOP 00004:

```

```

E N C
SUBROUTINE GETLG(LBITS,MODE,WRD,L) 000041
IMPLICIT INTEGER(A-Z) 000041
C***** LABELED COMMON /G32BIT/ ***** 000041
C 000041
COMMON /G32BIT/MASK(32),COMASK(32),LIBIT(32),LZBIT(32) 000041
INTEGER MASK,COMASK,LIBIT,LZBIT 000041
C 000041
COMMON/BJFF/PELBUF(60,2),CDBUF(240), 000041
* DTBUF(60,2),STFBUF(240), STAT(3000) 000041
COMMON/HIFF/COE(3,92,2),CDDS(3,68,6),PREDCT(16),NPRED(16), 000041
* CTABLE(16),CSTART(16),STBUF(1728),STRUN(1728) 000041
COMMON/ERAY/ERRORS(2500) 000041
C***** LABELED COMMON VARIABLES ***** 000041
C 000041
COMMON/IVAR/PELMAX,VRES,EPHASE,CMPMAX,ERRMUD,LINMAX,K 000041
COMMON/PVAR/INLNND,DTLNND,DTELW,INELP,CDELFP,DTELP,CDELW, 000041
* CDELCT,INELCT,TCDATA,TCDEL,ERRPNT,ERRCFF,ERRLIM, 000041
* ERRCNT,INLNCT,CONSEC,LNNOBE,ZCNT,WRDBUF,PACK, 000041
* INCOD,INREF,CTCOD,CTREF,TSTFBT 000041
COMMON/ICHAR/DD,II,MM,TT,NN,YY 000041
COMMON/LOGIC/SEARCH,DIAG,SYNC,LSS,WRITE,CHCOL,UNE 000041
LOGICAL SEARCH,DIAG,SYNC,LSS,WRITE,CHCOL,CNE 000041
C***** BEGIN PROGRAM ***** 000041
C 000041
MCCE=4 000041
C 000041
RETRIEVE NEXT BIT FROM CDBUF 000041
C 000041
100 CONTINUE 000041
C 000041
C ENCODE A NEW LINE IF NECESSARY 000041
C 000041
IF(L+CDELP.LE.CDELCT) GO TO 200 000041
IF(CDELCT-CDELP+1) 170,190,180 000041
170 STOP 170 000041
180 CONTINUE 000041
190 CONTINUE 000041
CDELF=32-(CDELCT-CDELP) 000041
CALL ENCJ33 000041
200 CONTINUE 000041
POL=IAB(STFBUF,CDELP+1,1) 000041
L=L+1 000041
IF(PCL)220,300,240 000041
220 STOP 220 000041
240 CONTINUE 000041
IF(ZCNT-1)310,260,340 000041
260 ZCNT=0 000041
GO TO 100 000041
300 ZCNT=ZCNT+1 000041
IF(LSS) GO TO 380 000041
GO TO 320 000041
310 CONTINUE 000041
ZCNT=0 000041
320 CONTINUE 000041
LPACK=LPACK+1 000041
IF(POL) 324,330,325 000041
324 STOP 324 000041
325 CONTINUE 000041
CALL MI2B(POL,WRDBUF,LPACK,1) 000041
330 CONTINUE 000041
IF(LPACK.LT.LBITS) GO TO 100 000041
WRC=IAB(WRDBUF,1,LPACK) 000041
MODE=1 000041
RETURN 000041
340 CONTINUE 000041
IF(LSS) GO TO 360 000041
LSS=.TRUE. 000041
GO TO 100 000041
360 MODE=3 000041
RETURN 000041
380 CONTINUE 000041
MODE=2 000041
RETURN 000041
END 000041
SUBROUTINE ENCODG 000041
C 000041
IMPLICIT INTEGER(A-Z) 000041
C 000041
C***** LABELED COMMON /G32BIT/ ***** 000041
C 000041

```

```

COMMON /JZBIT/MASK(JZ),COMASK(JZ),LIBIT(JZ),LZBIT(JZ) 000049
INTEGER MASK,COMASK,LIBIT,LZBIT 000049
C 000049
COMMON/BUFF/PELBUF(60,2),CDBUF(240), 000049
* OTBUF(60,2),STFBUF(240), STAT(3000) 000049
COMMON/BUFF/COB(13,60,2),CDB(13,60,6),PREGT(16),INPRE(16), 000049
* CTABLE(16),CSTART(16),STBUF(1728),STRUN(1728) 000049
COMMON/ERAY/ERRORS(2500) 000049
***** FILE DEFINITIONS ***** 000050
C 000050
COMMON/FILES/TERM,LPFIL,PELFIL,OTFIL,ERFIL 000050
C 000050
***** LABELLED COMMON VARIABLES ***** 000050
C 000050
COMMON/IVAR/PELMAX,VRES,EPHASE,CMPLX,ERRMOD,LINMAX,K 000050
COMMON/PVAR/INLNNO,OTLNNO,OTELW,INELP,CDELP,OTELP,CDLW, 000050
* CDELCT,INELCT,TCDATA,TCDEL,ERRPNT,ERRUFF,ERRLIN, 000050
* ERRCNT,INLNCT,CONSEC,LNNOBF,ZCNT,WRUBUF,LPACK, 000050
* INCCD,INREF,OTCOD,OTREF,TSTRT 000050
COMMON/ICVAR/DD,II,MM,TT,NN,YY 000050
COMMON/LOGIC/SEARCH,DIAG,SYNC,LSS,WRITE,CHK,ONE 000050
LOGICAL SEARCH,DIAG,SYNC,LSS,WRITE,CHK,ONE 000050
INTEGER INDEX(16) 000050
C 000050
***** BEGIN PROGRAM ***** 000050
C 000050
C INITIALIZE VARIABLES 000050
C 000050
C 000050
CDELCT=32 000050
CDDATA=0 000050
DO 50 I=2,240 000050
CDBUF(I)=0 000050
STFBUF(I)=0 000050
50 CONTINUE 000050
C 000050
C READ INPUT PICTURE FILE 000050
C 000050
100 CONTINUE 000050
READ(1,END=120,ERR=500) 000050
* INLNNO,INLNCT,(PELBUF(I,INCCD),I=1,60) 000050
IF (MOD(INLNNO,100).EQ.0) WRITE(6,110) INLNNO 000050
110 FORMAT(' INPUT LINE NO. =',I6) 000050
IF (MOD(INLNNO-1,VRES).NE.0) GO TO 100 000050
IF (INELCT.LT.PELMAX) CALL EXIT 000050
INLNCT=INLNCT+1 000050
C 000050
C LOAD OUTPUT LINE NUMBER BUFFER 000050
C 000050
LNNOBF=INLNNO 000050
IF (SEARCH)OTLNNO=LNNOBF 000050
C 000050
IF (INLNNO.LE.LINMAX) GO TO 140 000050
C 000050
C WRITE SIX EOL'S 000050
C 000050
120 CONTINUE 000050
IF (INLNCT.GT.0) STOP 000050
DO 130 I=1,6 000050
I=0 000050
CALL CODEG(67,T,CDELCT,CDDATA) 000050
130 CONTINUE 000050
DO 135 I=1,6 000050
STFBUF(I)=CDBUF(I) 000050
135 CONTINUE 000050
GO TO 400 000050
C 000050
C FIRST OF K LINES? 000050
C 000050
140 CONTINUE 000050
IF (MOD(INLNCT-1,K).NE.0) GO TO 600 000050
C 000050
C ONE-DIMENSIONAL CODING 000050
C WRITE ONE EOL 000050
C 000050
I=C 000050
CALL CODEG(67,T,CDELCT,CDDATA) 000050
C 000050
POLAR=1 000050
C 000050
C TEST CCLR OF FIRST ELEMENT 000050
C 000050
IF (I#R(PELBUF(1,INCCD),1,1).EQ.0) GO TO 150 000050
000050

```


C	FIRST ELEMENT BLACK; ENCODE 0-LENGTH WHITE RUN	00005
C	CALL GC0JLR(0,1,CDELCT,CDDATA)	00005
C	POLAR=2	00005
C	CALCULATE RUN LENGTH AND ENCODE	00005
C	150 CONTINUE	00005
C	RUN=0	00005
C	DO 200 I=1,PELMAX	00005
C	PEL=I48(PELBUF(1,INCOJ),I,1)+1	00005
C	IF(PEL.EQ.POLAR) GO TO 180	00005
C	CALL GC0JLR(RUN,POLAR,CDELCT,CDDATA)	00006
C	IF(.NOT.JIAG) GO TO 170	00005
C	WRITE(6,160) RUN,POLAR,CDELCT,CDDATA	00005
C	160 FORMAT(4I8)	00005
C	170 CONTINUE	00005
C	RUN=1	00005
C	POLAR=MOD(POLAR+2,2)+1	00005
C	GO TO 200	00005
C	180 CONTINUE	00005
C	RUN=RUN+1	00005
C	200 CONTINUE	00005
C	CALL GC0JLR(RUN,POLAR,CDELCT,CDDATA)	00005
C	IF(.NOT.JIAG) GO TO 210	00005
C	WRITE(6,160) RUN,POLAR,CDELCT,CDDATA	00005
C	GO TO 210	00005
C	TWO-DIMENSIONAL CODING	00006
C	600 CONTINUE	00006
C	WRITE CNE ECL2	00006
C	T=0	00006
C	CALL CODEG(68,T,CDELCT,CDDATA)	00006
C	INITIALIZE ARRAY POINTERS	00006
C	J=1	00006
C	DO 610 I=1,16	00006
C	INDEX(I)=0	00006
C	610 CONTINUE	00006
C	DO 700 I=1,PELMAX	00006
C	PREDICT NEXT ELEMENT	00006
C	IF(I-1) 611,612,613	00006
C	611 STOP 611	00006
C	612 CONTINUE	00006
C	PEL1=I48(PELBUF(1,INREF),I,2)	00006
C	PEL2=0	00006
C	CALL M123(PEL1,PEL2,32-2,2)	00006
C	GO TO 615	00006
C	613 CONTINUE	00006
C	PEL2=I48(PELBUF(1,INCOJ),I-1,1)	00006
C	PEL1=I48(PELBUF(1,INREF),I-1,3)	00006
C	CALL M123(PEL1,PEL2,32-3,3)	00006
C	615 CONTINUE	00006
C	SPI=PEL2+1	00006
C	JS=INDEX(SPI)	00006
C	IF(JS-1) 620,630,630	00006
C	ADD A STATE ENTRY TO TABLE	00006
C	620 CONTINUE	00006
C	STBUF(J)=SPI	00006
C	STRUN(J)=1	00006
C	INDEX(SPI)=J	00006
C	JS=J	00006
C	J=J+1	00006
C	630 CONTINUE	00006
C	IF(PREDCT(SPI).EQ.I48(PELBUF(1,INCOJ),I,1))GO TO 650	00006
C	INDEX(SPI)=0	00006
C	GO TO 700	00006
C	650 CONTINUE	00006
C	STRUN(JS)=STRUN(JS)+1	00006
C	700 CONTINUE	00006
C	CONSTRUCT CODE LINE	00006
C		00006
C		00006

UNCLASSIFIED

```

JMAX=J-1                                00006:
DO 300 J=1, JMAX                          00006:
SP1=STRUF(J)                              00006:
CALL CODEG(STRUN(J),CTABLE(SP1),CDELCT,CDDATA) 00006:
IF(.NOT.JIAG) GO TO 800                  00006:
S=SP1-1                                    00006:
WRITE(6,160) STRUN(J),S,CDELCT,CDDATA    00006:
800 CONTINUE                              00006:
210 CONTINUE                              00006:
C SWITCH CODE & REFERENCE LINES          00006:
C                                         00006:
C TEMP=INREF                              00006:
C INREF=INGOD                             00006:
C INCOD=TE4P                              00006:
C BIT STUFFING (INSERT ONES)             00006:
C                                         00006:
C CALL STUF1(CDBUF,STFBUF,STFBIT,CDELCT) 00006:
C SAVE LINE LENGTH (DATA + EOL)          00006:
C                                         00006:
C STAT(INLNCT)=CDDATA+CDCS(1,68,1)       00006:
C                                         00006:
C CHECK CODED LINE LENGTH                 00006:
C                                         00006:
C FILL=CVMAX-(CDELCT-32)                 00006:
C IF(FILL) 400,400,250                   00006:
C CODE LINE TOO SHORT; FILL IT TO CVMAX  00006:
C 250 CONTINUE                            00006:
C CDELCT=CDELCT+FILL                     00006:
C ACCUMULATE STATISTICS AND ERROR CORRUPT 00006:
C                                         00006:
C 400 CONTINUE                            00006:
C IF(ERRMOD.EQ.NN) GO TO 390              00006:
C ERROR CORRUPT                          00006:
C                                         00006:
C 350 CONTINUE                            00006:
C ERBIT=ERRORS(ERRPNT)-ERROFF-TCDEL      00006:
C IF(ERBIT.L.E.0) GO TO 360              00006:
C IF(ERBIT.GT.CDELCT-32) GO TO 390       00006:
C ERROR IN RANGE OF CODED LINE; CHANGE APPROPRIATE BIT 00006:
C                                         00006:
C BIT=IAB(STFBUF,ERBIT+32,1)             00006:
C BIT=MOD(BIT+1,2)                       00006:
C CALL M123(BIT,STFBUF,ERBIT+32,1)       00006:
C ERRCNT=ERRCNT+1                        00006:
C INCREMENT ERROR LIST POINTER            00006:
C                                         00006:
C 360 CONTINUE                            00006:
C ERRPNT=ERRPNT+1                        00006:
C IF(ERRPNT.LE.ERRLYM) GO TO 350         00006:
C ERROR LIST EXHAUSTED                   00006:
C                                         00006:
C ERRPNT=ERRPNT-1                        00006:
C WRITE(6,370) ERRPNT,ERRORS(ERRPNT)     00006:
C 370 FORMAT(' ERROR LIST EXHAUSTED AT',I10,'TH ERROR;'/ 00006:
C ' LAST ERROR OCCURRED AT',I10,' BITS') 00006:
C ERRMOD=NN                               00006:
C COMPLETE STATISTICS                    00006:
C                                         00006:
C 390 CONTINUE                            00006:
C TCDEL=TCDEL+CDELCT-32                 00006:
C TCCDATA=TCCDATA+CDDATA                 00006:
C TSFBIT=TSFBIT+STFBIT                   00006:
C IF(.DIAG) WRITE(6,160) INLNCT,CDDATA    00006:
C IF(.NOT.DIAG) GO TO 460                00006:
C CDELW=(CDELCT+32-1)/32                 00006:
C WRITE(6,450) (CDBUF(I),I=1,CDELW)      00006:
C WRITE(6,450) (STFBUF(I),I=1,CDELW)     00006:
C 450 FORMAT(62I2)                        00006:
C WRITE(6,445) STFBIT                     00006:
C 445 FORMAT(I3,' ONES INSERTED')        00006:
C 460 CONTINUE                            00006:

```

```

RETURN                                000073
C                                     000073
600 CONTINUE                           000073
CALL EXIF                               000073
C                                     000074
E N C                                   000074
SUBROUTINE CODEG(LEN, TABLE, CDELCT, CDDATA)
C                                     000074
IMPLICIT INTEGER(A-Z)                  000074
COMMON/BUFF/PELBUF(60,2),CDBUF(240),  000074
      * OTBUF(60,2),STFBUF(240), STAT(3330) 000074
COMMON/HJFF/CODE(3,92,2),CODS(3,68,6),PREDCT(16),NPRED(16), 000074
      * CTABLE(16),CSTART(16),STBUF(1728),STRUN(1728) 000074
COMMON/ERAY/ERRORS(2500)               000074
LOGICAL PREFIX                          000074
C                                     000075
***** BEGIN PROGRAM *****          000075
C                                     000075
L=L*LN                                  000075
T=TABLE                                  000075
PREFIX=.FALSE.                          000075
IF(T) 1,600,5                            000075
1 STCP 1                                 000075
5 CONTINUE                               000075
IF(L.GE.55.AND.T.LE.2) GO TO 100        000075
IF(L.GE.33.AND.T.GE.3) GO TO 500        000075
10 CONTINUE                              000075
CALL M123(CODS(3,L,T),CDBUF,CDELCT+1,CCDS(1,L,T))
CDELCT=CDELCT+CODS(1,L,T)               000075
IF(L.GE.67) RETURN                      000075
CDDATA=CDDATA+CODS(1,L,T)               000075
IF(.NOT.PREFIX) RETURN                   000075
CALL M123(LENGTH,CDBUF,CDELCT+1,11)     000075
CDELCT=CDELCT+11                        000075
CDDATA=CDDATA+11                         000075
RETURN                                   000075
100 CONTINUE                            000075
IF(L.EQ.1729.AND.T.EQ.1) GO TO 120     000075
IF(T.EQ.2) GO TO 110                    000075
LENGTH=L                                 000075
L=65                                     000075
PREFIX=.TRUE.                            000075
GO TO 10                                  000075
110 CONTINUE                             000075
LENGTH=L                                 000075
L=65                                     000075
PREFIX=.TRUE.                            000075
GO TO 10                                  000075
120 CONTINUE                             000075
L=65                                     000075
GO TO 10                                  000075
500 CONTINUE                             000075
LENGTH=L                                 000075
L=33                                     000075
PREFIX=.TRUE.                            000075
GO TO 10                                  000075
C                                     000075
WRITE EOL                               000075
C                                     000075
600 CONTINUE                             000075
T=1                                       000075
GO TO 10                                  000075
E N C                                   000075
SUBROUTINE ONEGER(INDEX,COLCR,STATUS,L)  000075
IMPLICIT INTEGER(A-Z)                  000075
***** LABELED COMMON /G32BIT/ *****  000075
C                                     000075
COMMON /G32BIT/MASK(32),COMASK(32),LIRIT(32),LZBIT(32) 000075
INTEGER MASK,COMASK,LIBIT,LZBIT        000075
C                                     000075
COMMON/BUFF/PELBUF(60,2),CDBUF(240),  000075
      * OTBUF(60,2),STFBUF(240), STAT(3330) 000075
COMMON/HJFF/CODE(3,92,2),CODS(3,68,6),PREDCT(16),NPRED(16), 000075
      * CTABLE(16),CSTART(16),STBUF(1728),STRUN(1728) 000075
COMMON/ERAY/ERRORS(2500)               000075
***** FILE DEFINITIONS *****          000075
C                                     000075
COMMON/FILES/TERM,LPPFIL,PELPIL,OTFIL,VERFIL 000075
C                                     000075
***** LABELLED COMMON VARIABLES ***** 000075
C                                     000075
COMMON/IVAR/PELMAX,VRES,EPHASE,CMPMAX,ERRMOD,LINMAX,K 000075

```

UNCLASSIFIED

```

COMMON/PVAR/INLWJ,DTLWJ,OTLWJ,INELP,CDELP,OTELP,CDELW, 000081
* CDELT,INELCT,TCDATA,TCDEL,ERRPNT,ERRUFF,ERRLIM, 000081
* ERRCNT,INLNCT,CONSEC,INNCPE,ZCNT,WRDBUF,LPACK, 000082
* INCOD,INREF,OTCOD,OTREF,TSTFBT 000082
COMMON/ICHR/DD,II,MM,TT,NN,YY 000082
COMMON/LOGIC/SEARCH,DIAG,SYNC,LSS,WRITE,CHCOL,ONE 000082
LOGICAL SEARCH,DIAG,SYNC,LSS,WRITE,CHCOL,ONE 000082
C ***** BEGIN PROGRAM ***** 000082
C 000082
C 000082
C BEGIN DECODE LOOP: RETRIEVE NEXT CODE WORD LENGTH (L) 000082
C 000082
1000 CONTINUE 000082
L=0 000082
WRDBUF=0 000082
LPACK=0 000082
1002 LENBIT=CJDE(1,INDEX,COLOR) 000082
CALL GETG(LENBIT,MODE,LBITS,L) 000082
IF(CIAG) WRITE(6,1003) LENBIT,MODE,LBITS,L 000082
1003 FORMAT(2I6,Z8,I6) 000082
GO TO (1100,1200,1205,1190), MODE 000082
STOP 1040 000082
1040 CONTINUE 000082
IF(LBITS.EQ.CJDE(3,INDEX,COLOR)) GO TO 1100 000082
C 000082
C NO MATCH: ADVANCE CODE WORD INDEX VIA DECODE THREAD 000082
C 000082
INDEX=CJDE(2,INDEX,COLOR) 000082
IF(INDEX.GE.93) GO TO 1190 000082
IF(CODE(1,INDEX,COLOR).EQ.LENBIT) GO TO 1040 000082
C 000082
C CODE WORD LONGER: FROM THE TCP 000082
C 000082
GO TO 1032 000082
C 000082
C MATCH FOUND 000082
C 000082
1100 CONTINUE 000082
CDELW=CDELW+L 000082
C 000082
C NCT AN EOL 000082
C 000082
C 000082
C TEST FOR MAKE UP OR TERMINATING CODE 000082
C 000082
RUNLEN=INDEX-1 000082
IF(INDEX.GE.65) RUNLEN=(INDEX-64)*64 000082
IF(RUNLEN.EQ.0) GO TO 1160 000082
IF(CCLCR.EQ.1) GO TO 1155 000082
IF(RUNLEN.LT.0) STOP 1100 000082
C 000082
C ADD BLACK RUN TO OUTPUT BUFFER 000082
C 000082
DO 1150 I=1,RUNLEN 000082
CALL MI23(COLOR-1,OTBUF(1,CTCCD),CTELP,I) 000082
CTELP=CTELP+1 000082
IF(CTELP-1.GT.PELMAX) GO TO 1180 000082
1150 CONTINUE 000082
GO TO 1160 000082
C 000082
C ADD WHITE RUN TO OUTPUT BUFFER (BY DEFAULT) 000082
C 000082
1155 CONTINUE 000082
CTELP=CTELP+RUNLEN 000082
IF(OTELP-1.GT.PELMAX) GO TO 1180 000082
C 000082
C OUTPUT LINE LESS THAN OR EQUAL TO MAX SPECIFIED 000082
C 000082
1160 CONTINUE 000082
IF(INDEX.LT.65) GO TO 1170 000082
INDEX=3 000082
GO TO 1030 000082
C 000082
C RUN ADDED TO OUTPUT LINE: LENGTH LESS THAN OR EQUAL TO PELMAX (1) 000082
C 000082
1170 CONTINUE 000082
CHCOL=.TRUE. 000082
STATLS=1 000082
RETURN 000082
C 000082
C RUN ADDED UNTIL PELMAX EXCEEDED: LINE TOO LONG (2) 000082

```

```

C 1180 CONTINUE                                000090
      IF(DIAG) WRITE(6,1185) (CTBUF(1,CTCOD),I=1,60) 000090
1185 FORMAT(6Z10)                               000090
      STATUS=2                                   000090
      RETURN                                     000090
C  NO MATCH FOUND IN CODE TABLE (3)           000090
C 1190 CONTINUE                                000090
      STATUS=3                                   000090
      RETURN                                     000091
C  EOL1 DETECTED (4)                           000091
C 1200 CONTINUE                                000091
      STATUS=4                                   000091
      RETURN                                     000091
C  EOL2 DETECTED (5)                           000091
C 1205 CONTINUE                                000092
      STATUS=5                                   000092
      RETURN                                     000092
      END                                         000092
      SUBROUTINE TWOGER(INDEX,CCLCR,STATUS,L)     000092
      IMPLICIT INTEGER(A-Z)                     000092
C***** LABELLED COMMON /G32BIT/ *****       000092
C  COMMON /G32BIT/MASK(32),COMASK(32),LIBIT(32),LZBIT(32) 000092
      INTEGER MASK,COMASK,LIBIT,LZBIT          000092
C  COMMON/BJFF/PELBUF(60,2),CDBUF(240),         000092
      * DTBUF(60,2),STPBUF(240),STAT(3000)      000092
C  COMMON/HUFF/COFE(3,92,2),CODES(3,68,6),PREDCT(16),NPRD(16), 000092
      * CTABLE(16),CSTART(16),STBUF(1728),STRUN(1728) 000092
C  COMMON/ERAY/ERRORS(2500)                     000092
C***** FILE DEFINITIONS *****               000092
C  COMMON/FILES/TERM,LPFIL,PELFIL,OTFIL,ERFIL  000092
C***** LABELLED COMMON VARIABLES *****       000092
C  COMMON/IVAR/PELMAX,VRES,EPHASE,CMPMAX,ERRMOD,LINMAX,K 000092
      COMMON/PVAR/IN_NNJ,DTLNNO,OTELW,INELP,CDELP,JT=LP,CDE=W, 000092
      * CDELET,INELCT,TCDATA,TCDEL,ERRCNT,ERRUFF,ERRKLM, 000092
      * ERRCNT,INLNCT,CONSEC,LNNOBF,ZCNT,WRDBUF,LPACK, 000092
      * INCOD,INREF,CTCOD,OTREF,TSTFBT         000092
C  COMMON/ICHR/DD,YY,MM,YY,NN,YY               000092
      COMMON/LJGIC/SEARCH,DIAG,SYNC,LSS,WRITE,CHCCL,UNE 000092
      LOGICAL SEARCH,DIAG,SYNC,LSS,WRITE,CHCCL,CNE 000092
      INTEGER STCNT(16)                         000092
C***** BEGIN PROGRAM *****                 000092
C INITIALIZE                                    000092
C  DO 100 I=1,16                                000092
      STCNT(I)=0                                000092
100 CONTINUE                                    000092
C  DO 7000 P=1,PELMAX                            000092
7000 CONTINUE                                  000092
C  FIND STATE OF NEXT PREDICTED PEL              000092
C  IF(P-1) 611,612,613                          000092
611 STOP 611                                    000092
612 CONTINUE                                    000092
      PEL1=I 48(OTBUF(1,JTREF),P,2)             000092
      PEL2=0                                     000092
      CALL M123(PEL1,PEL2,32-2,2)              000092
      GO TO 615                                  000092
613 CONTINUE                                    000092
      PEL2=I 48(OTBUF(1,JTREF),P-1,1)          000092
      PEL1=I 48(OTREF(1,OTREF),P-1,3)          000092
      CALL M123(PEL1,PEL2,32-3,3)              000092
615 CONTINUE                                    000092
      SP1=PEL2+1                                000092
C  IF(STCNT(SP1),NE,0) GO TO 1155              000092
      I=CTABLE(SP1)                             000092
      INEX=CSTART(SP1)                          000092

```

UNCLASSIFIED

C		00009
C	BEGIN DECODE LOOP; RETRIEVE NEXT CODE WORD LENGTH (L)	00009
C		00009
C	1000 CONTINUE	00009
C	L=0	00009
C	WRBUF=0	00009
C	LPACK=0	00009
C	1002 LENBIT=CJDS(1,INDEX,T)	00009
C	CALL GETLG(LENBIT,MODE,LBITS,L)	00009
C	IF(DIAG) WRITE(6,1003) LENBIT,MODE,LBITS,L	00009
C	1003 FORMAT(2I6,7I2,16)	00009
C	GO TO (1040,1200,1205,1190), MODE	00009
C	STOP 1040	00009
C	1040 CONTINUE	00009
C	IF(LBITS.EQ.CJDS(3,INDEX,T)) GO TO 1100	00009
C		00009
C	C NO MATCH; ADVANCE CODE WORD INDEX VIA DECODE THREAD	00009
C		00009
C	INDEX=CJDS(2,INDEX,T)	00010
C	IF(INDEX.GE.67.AND.T.EQ.1) GO TO 1190	00010
C	IF(INDEX.GE.66.AND.T.EQ.2) GO TO 1190	00010
C	 IF(INDEX.GE.34.AND.T.GE.3) GO TO 1190	00010
C	IF(CJDS(1,INDEX,T).EQ.LENBIT) GO TO 1040	00010
C		00010
C	C CODE WORD LONGER; FROM THE TCP	00010
C		00010
C	GO TO 1002	00010
C		00010
C	C MATCH FOUND	00010
C		00010
C	1100 CONTINUE	00010
C	CDELP=CDELP+L	00010
C		00010
C	C NOT AN EQL	00010
C		00010
C	RUN=INDEX	00010
C	GC TC (1110,1120,1130,1130,1130,1130),T	00010
C		00010
C	1 2 3 4 5 6	00010
C		00010
C	STOP 1100	00010
C	1110 CONTINUE	00010
C	IF(INDEX.EQ.66) GO TO 1140	00010
C	IF(INDEX.EQ.65) RUN=PELMAX+1	00010
C	GO TO 1150	00010
C	1120 CONTINUE	00010
C	IF(INDEX.EQ.65) GO TO 1140	00010
C	GO TO 1150	00010
C	1130 CONTINUE	00010
C	IF(INDEX.EQ.33) GO TO 1140	00010
C	GO TO 1150	00010
C	1140 CONTINUE	00010
C	L=0	00010
C	WRBUF=0	00010
C	LPACK=C	00010
C	LENBIT=11	00010
C	CALL GETLG(LENBIT,MODE,LBITS,L)	00010
C	IF(DIAG) WRITE(6,1003) LENBIT,MODE,LBITS,L	00010
C	GO TO (1145,1200,1205,1190),MODE	00010
C	STOP 1145	00010
C	1145 CONTINUE	00010
C	CDELP=CDELP+L	00010
C	RUN=LBITS	00010
C	1150 CONTINUE	00010
C	STCNT(SPI)=RUN	00010
C	1155 CONTINUE	00010
C	IF(STCNT(SPI)-1) 1190,1160,1165	00010
C		00010
C	C INCORRECT PREDICTION	00010
C		00010
C	1160 CONTINUE	00010
C	IF(NPRED(SPI)) 1161,1163,1162	00010
C	1161 STOP 1161	00010
C	1162 CALL M129(1,OTBUF(1,OTCOD),OTELP,1)	00010
C	1163 STCNT(SPI)=0	00010
C	GO TO 1170	00010
C		00010
C	C CORRECT PREDICTION	00010
C		00010
C	1165 CONTINUE	00010
C	IF(PREDCT(SPI)) 1161,1168,1167	00010
C	1167 CALL M129(1,OTBUF(1,OTCOD),OTELP,1)	00010

UNCLASSIFIED

```
1168 STCNT(SPI)=STCNT(SPI)-1 00010E
1170 OTELP=OTELP+1 00010E
2000 CONTINUE 00010E
IF(DIAG) WRITE(6,1185) (CTBUF(I,CTCOD),I=1,60) 00010E
1185 FORMAT(6Z10) 00010E
C 00010E
C CHECK FOR ERRORS 000107
C 000107
DO 1175 I=1,16 000107
IF(STCNT(I).NE.0.AND.STCNT(I).NE.1) GO TO 1190 000107
1175 CONTINUE 000107
STATUS=1 000107
RETURN 000107
C 000107
C NO MATCH FOUND IN CODE TABLE (3) 000107
C 000107
1190 CONTINUE 00010E
STATUS=3 00010E
RETURN 00010E
C 00010E
C ECL1 DETECTED (4) 00010E
C 00010E
1200 CONTINUE 00010E
STATUS=4 00010E
RETURN 00010E
C 00010E
C ECL2 DETECTED (5) 00010E
C 00010E
1205 CONTINUE 00010E
STATUS=5 00010E
RETURN 00010E
END 00010E
SUBROUTINE CDDCT(LENGTH,POLAR,CDELCT,CDDATA) 00010E
C 00010E
IMPLICIT INTEGER(A-Z) 00010E
COMMON/BJFF/PELBJF(60,2),CDBUF(240), 00010E
OTBUF(60,2),STFBUF(240), STAT(3000) 00010E
* COMMON/BJFF/CODET(3,92,2),CDS(3,68,6),PREDCT(16),NPRED(16), 00010E
* CTABLE(16),CSTART(16),STBUF(1728),STRUN(1728) 00010E
COMMON/ERAY/ERRORS(2500) 00010E
C 00010E
C ***** BEGIN PROGRAM ***** 00011E
C 00011E
C INITIALIZE MAKE UP CODE, MAKE UP CODE LENGTH 00011E
C 00011E
MCODE=0 00011E
MLENG=0 00011E
C 00011E
C CHECK INPUTS 00011E
C 00011E
IF(POLAR.LT.1.OR.POLAR.GT.2) CALL EXIT 00011E
IF(LENGTH.LT.0.OR.LENGTH.GT.1728) CALL EXIT 00011E
C 00011E
IF(LENGTH.LE.63) GO TO 10 00011E
C 00011E
C CALCULATE MAKE UP CODE INDEX, CODE, LENGTH 00011E
C AND WRITE TO CODE LINE 00011E
C 00011E
INDEX=LENGTH/64+64 00011E
MCODE=CJJE(3,INDEX,POLAR) 00011E
MLENG=CJJE(1,INDEX,POLAR) 00011E
CALL M123(MCODE,CDBUF,CDELCT+1,MLENG) 00011E
CDELCT=CDELCT+MLENG 00011E
CDDATA=CDDATA+MLENG 00011E
C 00011E
C CALCULATE TERMINATING CODE INDEX, CODE, LENGTH 00011E
C AND ADD TO CODE LINE 00011E
C 00011E
10 CONTINUE 00011E
INDEX=INDEX+(LENGTH+64)+1 00011E
TCODE=CJJE(3,INDEX,POLAR) 00011E
TLENG=CJJE(1,INDEX,POLAR) 00011E
CALL M123(TCODE,CDBUF,CDELCT+1,TLENG) 00011E
CDELCT=CDELCT+TLENG 00011E
CDDATA=CDDATA+TLENG 00011E
C 00011E
RETURN 00011E
END 00011E
SUBROUTINE STUFF1(CDBUF,STFBUF,STBIT,CDELCT) 00011E
IMPLICIT INTEGER(A-Z) 00011E
DIMENSION CDBUF(240),STFBUF(240) 00011E
***** LABEL'D COMMON /G32BIT/ ***** 00011E
```

```

C      COMMON /S 32BIT/MASK(32),COMASK(32),LIBIT(32),LZBIT(32) 000114
      INTEGER MASK,COMASK,LIBIT,LZBIT 000114
C      000114
C      000114
C      INITIALIZE STFBUF TO 0 000114
C      000114
      DO 50 I=2,240 000114
      STFBUF(I)=0 000114
      50 CONTINUE 000114
      LICNT=0 000114
      I=32+1+13 000114
      J=I 000114
      STFBUF(I)=CDBUF(I) 000114
C      000114
C      PICK UP EDL 000114
C      000114
      LSS=IAB(CDBUF(2),1,13) 000114
      CALL M123(LSS,STFBUF(2),1,13) 000114
      100 CONTINUE 000114
      POL=IAB(CDBUF,I,1) 000114
      IF(POL.EQ.1) GO TO 110 000114
      LICNT=LICNT+1 000114
      GO TO 150 000114
      110 CONTINUE 000114
      LICNT=0 000114
      CALL M123(POL,STFBUF,I,1) 000114
      150 CONTINUE 000114
      I=I+1 000114
      J=J+1 000114
      IF(LICNT.LE.9) GO TO 200 000114
      CALL M123(1,STFBUF,J,1) 000114
      LICNT=0 000114
      J=J+1 000114
C      000114
C      TEST IF FINISHED 000114
C      000114
      200 CONTINUE 000114
      IF(I.LE.CDELCT) GO TO 100 000114
      STFBIT=J-1-CDELCT 000114
      CDELCT=J-1 000114
      RETURN 000114
      END 000114
      BLCK DATA 000114
C      000114
      IMPLICIT INTEGER(A-Z) 000114
C      ***** FILE DEFINITIONS ***** 000114
C      000114
      COMMON/FILES/TER4,LPFIL,PELFIL,OTFIL,ERFIL 000114
C      000114
      COMMON/BUFF/DELBUF(60,2),CDBUF(240), 000114
      * OTBUF(60,2),STFBUF(240),STAT(3000) 000114
      COMMON/HUFF/CODE(3,92,2),CCDS(3,68,6),PREDCT(16),NPRED(16), 000114
      * CTABLE(16),CSTART(16),STOUF(1728),STRUN(1728) 000114
      COMMON/ERAY/ERRJRS(2500) 00012
C      ***** LABELLED COMMON VARIABLES ***** 00012
C      00012
      COMMON/IVAR/PELMAX,VRES,EPHASE,CMPMAX,ERRMOD,LINMAX,K 00012
      COMMON/PVAR/INLNN,OTLNN,OTELW,INELP,CDELP,OTELP,CDELW, 00012
      * CDELCT,INDELCT,TCDATA,TCDEL,ERRPNT,ERRUFF,ERRLIN, 00012
      * ERRCNT,INELCT,CONSEC,LNNCRF,ZCNT,#RDBUF,LPACK, 00012
      * INCOB,INREF,OTCOB,OTREF,TSTFOT 00012
      COMMON/ICHAR/DD,II,MM,TT,NN,YY 00012
      COMMON/LJGIC/SEARCH,DIAG,SYNC,LSS,WRITE,CHCOL,ONE 00012
      LOGICAL SEARCH,DIAG,SYNC,LSS,WRITE,CHCOL,ONE 00012
C      00012
      DATA PREDCT/0,1,0,1,0,1,1,1,0,0,0,1,0,1,0,1/ 00012
      DATA NPRED /1,0,1,0,1,0,0,0,1,1,1,0,1,0,1,0/ 00012
      DATA CTABLE/1,3,4,6,6,6,6,5,6,6,5,6,6,4,3,2/ 00012
      DATA CSTART/66,1,2,2,2,2,1,2,2,1,2,2,2,2,1,2/ 00012
C      00012
      DATA TER4,LPFIL,PELFIL,OTFIL,ERFIL/5,6,1,2,3/ 00012
      DATA DD,II,MM,TT,NN,YY/'D','I','M','T','N','Y'/ 00012
      DATA PELMAX,VRES,EPHASE,CMPMAX,ERRMOD,LINMAX/1728,2,0,96,'T',3000/00012
      DATA K/2/ 00012
      DATA DIAG/.FALSE./ 00012
C      00012
      DATA CODE(1, 1,1),CODE(2, 1,1),CODE(3, 1,1)/ 0,70,20035/ 00012
      DATA CODE(1, 2,1),CODE(2, 2,1),CODE(3, 2,1)/ 6,90,20007/ 00012
      DATA CODE(1, 3,1),CODE(2, 3,1),CODE(3, 3,1)/ 4, 4,20007/ 00012
      DATA CODE(1, 4,1),CODE(2, 4,1),CODE(3, 4,1)/ 4, 5,20008/ 00012
      DATA CODE(1, 5,1),CODE(2, 5,1),CODE(3, 5,1)/ 4, 6,20008/ 00012

```


UNCLASSIFIED

DATA CODE(1, 6,1),CODE(2, 6,1),CODE(3, 6,1)/ 4, 7,Z000C/ 00012;
 DATA CODE(1, 7,1),CODE(2, 7,1),CODE(3, 7,1)/ 4, 8,Z000E/ 00012;
 DATA CODE(1, 8,1),CODE(2, 8,1),CODE(3, 8,1)/ 4, 9,Z000F/ 00012;
 DATA CODE(1, 9,1),CODE(2, 9,1),CODE(3, 9,1)/ 5, 10,Z001J/ 00012;
 DATA CODE(1, 10,1),CODE(2, 10,1),CODE(3, 10,1)/ 5, 11,Z001K/ 00012;
 DATA CODE(1, 11,1),CODE(2, 11,1),CODE(3, 11,1)/ 5, 12,Z0007/ 00012;
 DATA CODE(1, 12,1),CODE(2, 12,1),CODE(3, 12,1)/ 5, 65,Z0008/ 00012;
 DATA CODE(1, 13,1),CODE(2, 13,1),CODE(3, 13,1)/ 6, 14,Z0008/ 00012;
 DATA CODE(1, 14,1),CODE(2, 14,1),CODE(3, 14,1)/ 6, 15,Z000J/ 00012;
 DATA CODE(1, 15,1),CODE(2, 15,1),CODE(3, 15,1)/ 6, 16,Z003A/ 00012;
 DATA CODE(1, 16,1),CODE(2, 16,1),CODE(3, 16,1)/ 6, 17,Z0035/ 00012;
 DATA CODE(1, 17,1),CODE(2, 17,1),CODE(3, 17,1)/ 6, 18,Z002A/ 00012;
 DATA CODE(1, 18,1),CODE(2, 18,1),CODE(3, 18,1)/ 6, 19,Z002B/ 00012;
 DATA CODE(1, 19,1),CODE(2, 19,1),CODE(3, 19,1)/ 7, 20,Z0027/ 00012;
 DATA CODE(1, 20,1),CODE(2, 20,1),CODE(3, 20,1)/ 7, 21,Z000C/ 00012;
 DATA CODE(1, 21,1),CODE(2, 21,1),CODE(3, 21,1)/ 7, 22,Z0008/ 00012;
 DATA CODE(1, 22,1),CODE(2, 22,1),CODE(3, 22,1)/ 7, 23,Z0017/ 00012;
 DATA CODE(1, 23,1),CODE(2, 23,1),CODE(3, 23,1)/ 7, 24,Z0003/ 00012;
 DATA CODE(1, 24,1),CODE(2, 24,1),CODE(3, 24,1)/ 7, 25,Z0004/ 00012;
 DATA CODE(1, 25,1),CODE(2, 25,1),CODE(3, 25,1)/ 7, 26,Z0028/ 00012;
 DATA CODE(1, 26,1),CODE(2, 26,1),CODE(3, 26,1)/ 7, 27,Z0028/ 00012;
 DATA CODE(1, 27,1),CODE(2, 27,1),CODE(3, 27,1)/ 7, 28,Z0013/ 00012;
 DATA CODE(1, 28,1),CODE(2, 28,1),CODE(3, 28,1)/ 7, 29,Z0024/ 00012;
 DATA CODE(1, 29,1),CODE(2, 29,1),CODE(3, 29,1)/ 7, 66,Z0018/ 00012;
 DATA CODE(1, 30,1),CODE(2, 30,1),CODE(3, 30,1)/ 8, 31,Z00027/ 00012;
 DATA CODE(1, 31,1),CODE(2, 31,1),CODE(3, 31,1)/ 8, 32,Z0003/ 00012;
 DATA CODE(1, 32,1),CODE(2, 32,1),CODE(3, 32,1)/ 8, 34,Z001A/ 00012;
 DATA CODE(1, 33,1),CODE(2, 33,1),CODE(3, 33,1)/ 8, 34,Z001B/ 00012;
 DATA CODE(1, 34,1),CODE(2, 34,1),CODE(3, 34,1)/ 8, 35,Z0012/ 00012;
 DATA CODE(1, 35,1),CODE(2, 35,1),CODE(3, 35,1)/ 8, 36,Z0013/ 00012;
 DATA CODE(1, 36,1),CODE(2, 36,1),CODE(3, 36,1)/ 8, 37,Z0014/ 00012;
 DATA CODE(1, 37,1),CODE(2, 37,1),CODE(3, 37,1)/ 8, 38,Z0015/ 00012;
 DATA CODE(1, 38,1),CODE(2, 38,1),CODE(3, 38,1)/ 8, 37,Z0016/ 00012;
 DATA CODE(1, 39,1),CODE(2, 39,1),CODE(3, 39,1)/ 8, 40,Z0017/ 00012;
 DATA CODE(1, 40,1),CODE(2, 40,1),CODE(3, 40,1)/ 8, 41,Z0028/ 00012;
 DATA CODE(1, 41,1),CODE(2, 41,1),CODE(3, 41,1)/ 8, 42,Z0029/ 00012;
 DATA CODE(1, 42,1),CODE(2, 42,1),CODE(3, 42,1)/ 8, 43,Z002A/ 00012;
 DATA CODE(1, 43,1),CODE(2, 43,1),CODE(3, 43,1)/ 8, 44,Z002B/ 00012;
 DATA CODE(1, 44,1),CODE(2, 44,1),CODE(3, 44,1)/ 8, 45,Z002C/ 00012;
 DATA CODE(1, 45,1),CODE(2, 45,1),CODE(3, 45,1)/ 8, 46,Z002D/ 00012;
 DATA CODE(1, 46,1),CODE(2, 46,1),CODE(3, 46,1)/ 8, 47,Z0004/ 00012;
 DATA CODE(1, 47,1),CODE(2, 47,1),CODE(3, 47,1)/ 8, 43,Z0005/ 00012;
 DATA CODE(1, 48,1),CODE(2, 48,1),CODE(3, 48,1)/ 8, 49,Z000A/ 00012;
 DATA CODE(1, 49,1),CODE(2, 49,1),CODE(3, 49,1)/ 8, 50,Z000B/ 00012;
 DATA CODE(1, 50,1),CODE(2, 50,1),CODE(3, 50,1)/ 8, 51,Z0052/ 00012;
 DATA CODE(1, 51,1),CODE(2, 51,1),CODE(3, 51,1)/ 8, 52,Z0053/ 00012;
 DATA CODE(1, 52,1),CODE(2, 52,1),CODE(3, 52,1)/ 8, 53,Z0054/ 00012;
 DATA CODE(1, 53,1),CODE(2, 53,1),CODE(3, 53,1)/ 8, 54,Z0055/ 00012;
 DATA CODE(1, 54,1),CODE(2, 54,1),CODE(3, 54,1)/ 8, 55,Z00247/ 00012;
 DATA CODE(1, 55,1),CODE(2, 55,1),CODE(3, 55,1)/ 8, 56,Z0025/ 00012;
 DATA CODE(1, 56,1),CODE(2, 56,1),CODE(3, 56,1)/ 8, 57,Z0058/ 00012;
 DATA CODE(1, 57,1),CODE(2, 57,1),CODE(3, 57,1)/ 8, 58,Z0059/ 00012;
 DATA CODE(1, 58,1),CODE(2, 58,1),CODE(3, 58,1)/ 8, 59,Z005A/ 00012;
 DATA CODE(1, 59,1),CODE(2, 59,1),CODE(3, 59,1)/ 8, 60,Z005B/ 00012;
 DATA CODE(1, 60,1),CODE(2, 60,1),CODE(3, 60,1)/ 8, 61,Z004A/ 00012;
 DATA CODE(1, 61,1),CODE(2, 61,1),CODE(3, 61,1)/ 8, 62,Z004B/ 00012;
 DATA CODE(1, 62,1),CODE(2, 62,1),CODE(3, 62,1)/ 8, 63,Z00327/ 00012;
 DATA CODE(1, 63,1),CODE(2, 63,1),CODE(3, 63,1)/ 8, 64,Z0033/ 00012;
 DATA CODE(1, 64,1),CODE(2, 64,1),CODE(3, 64,1)/ 8, 65,Z0034/ 00012;
 DATA CODE(1, 65,1),CODE(2, 65,1),CODE(3, 65,1)/ 5, 66,Z0018/ 00012;
 DATA CODE(1, 66,1),CODE(2, 66,1),CODE(3, 66,1)/ 5, 67,Z0012/ 00012;
 DATA CODE(1, 67,1),CODE(2, 67,1),CODE(3, 67,1)/ 6, 2,Z0017/ 00012;
 DATA CODE(1, 68,1),CODE(2, 68,1),CODE(3, 68,1)/ 7, 30,Z0037/ 00012;
 DATA CODE(1, 69,1),CODE(2, 69,1),CODE(3, 69,1)/ 8, 1,Z0036/ 00012;
 DATA CODE(1, 70,1),CODE(2, 70,1),CODE(3, 70,1)/ 3, 71,Z00377/ 00012;
 DATA CODE(1, 71,1),CODE(2, 71,1),CODE(3, 71,1)/ 8, 72,Z0064/ 00012;
 DATA CODE(1, 72,1),CODE(2, 72,1),CODE(3, 72,1)/ 8, 73,Z0065/ 00012;
 DATA CODE(1, 73,1),CODE(2, 73,1),CODE(3, 73,1)/ 8, 74,Z0068/ 00012;
 DATA CODE(1, 74,1),CODE(2, 74,1),CODE(3, 74,1)/ 8, 75,Z0067/ 00012;
 DATA CODE(1, 75,1),CODE(2, 75,1),CODE(3, 75,1)/ 9, 76,Z006C/ 00012;
 DATA CODE(1, 76,1),CODE(2, 76,1),CODE(3, 76,1)/ 9, 77,Z00CD/ 00012;
 DATA CODE(1, 77,1),CODE(2, 77,1),CODE(3, 77,1)/ 9, 78,Z00D2/ 00012;
 DATA CODE(1, 78,1),CODE(2, 78,1),CODE(3, 78,1)/ 9, 79,Z00D3/ 00013;
 DATA CODE(1, 79,1),CODE(2, 79,1),CODE(3, 79,1)/ 9, 80,Z00D4/ 00013;
 DATA CODE(1, 80,1),CODE(2, 80,1),CODE(3, 80,1)/ 9, 81,Z00D5/ 00013;
 DATA CODE(1, 81,1),CODE(2, 81,1),CODE(3, 81,1)/ 9, 82,Z00D6/ 00013;
 DATA CODE(1, 82,1),CODE(2, 82,1),CODE(3, 82,1)/ 9, 83,Z00D7/ 00013;
 DATA CODE(1, 83,1),CODE(2, 83,1),CODE(3, 83,1)/ 9, 84,Z00D8/ 00013;
 DATA CODE(1, 84,1),CODE(2, 84,1),CODE(3, 84,1)/ 9, 85,Z00D9/ 00013;
 DATA CODE(1, 85,1),CODE(2, 85,1),CODE(3, 85,1)/ 9, 86,Z00DA/ 00013;
 DATA CODE(1, 86,1),CODE(2, 86,1),CODE(3, 86,1)/ 9, 87,Z00DB/ 00013;
 DATA CODE(1, 87,1),CODE(2, 87,1),CODE(3, 87,1)/ 9, 88,Z0098/ 00013

UNCLASSIFIED

DATA	CJDE(1, 89,1),CJDE(2, 89,1),CODE(3, 89,1)/ 9, 30,Z0099/	00013
DATA	CJDE(1, 89,1),CJDE(2, 89,1),CODE(3, 89,1)/ 9, 31,Z009A/	00013
DATA	CJDE(1, 90,1),CJDE(2, 90,1),CODE(3, 90,1)/ 6, 14,Z001A/	00013
DATA	CJDE(1, 91,1),CJDE(2, 91,1),CODE(3, 91,1)/ 9, 32,Z009B/	00013
DATA	CJDE(1, 92,1),CJDE(2, 92,1),CODE(3, 92,1)/ 13, 93,Z0002/	00013
DATA	CJDE(1, 1,2),CJDE(2, 1,2),CODE(3, 1,2)/ 10, 65,Z0037/	00013
DATA	CJDE(1, 2,2),CJDE(2, 2,2),CODE(3, 2,2)/ 3, 6,Z0002/	00013
DATA	CJDE(1, 3,2),CJDE(2, 3,2),CODE(3, 3,2)/ 2, 4,Z0003/	00013
DATA	CJDE(1, 4,2),CJDE(2, 4,2),CODE(3, 4,2)/ 2, 5,Z0002/	00013
DATA	CJDE(1, 5,2),CJDE(2, 5,2),CODE(3, 5,2)/ 3, 2,Z0003/	00013
DATA	CJDE(1, 6,2),CJDE(2, 6,2),CODE(3, 6,2)/ 4, 7,Z0003/	00013
DATA	CJDE(1, 7,2),CJDE(2, 7,2),CODE(3, 7,2)/ 4, 8,Z0002/	00013
DATA	CJDE(1, 8,2),CJDE(2, 8,2),CODE(3, 8,2)/ 5, 9,Z0003/	00013
DATA	CJDE(1, 9,2),CJDE(2, 9,2),CODE(3, 9,2)/ 6, 10,Z0005/	00013
DATA	CJDE(1, 10,2),CJDE(2, 10,2),CODE(3, 10,2)/ 6, 11,Z0004/	00013
DATA	CJDE(1, 11,2),CJDE(2, 11,2),CODE(3, 11,2)/ 7, 12,Z0004/	00013
DATA	CJDE(1, 12,2),CJDE(2, 12,2),CODE(3, 12,2)/ 7, 13,Z0005/	00013
DATA	CJDE(1, 13,2),CJDE(2, 13,2),CODE(3, 13,2)/ 7, 14,Z0007/	00013
DATA	CJDE(1, 14,2),CJDE(2, 14,2),CODE(3, 14,2)/ 8, 15,Z0004/	00013
DATA	CJDE(1, 15,2),CJDE(2, 15,2),CODE(3, 15,2)/ 8, 16,Z0007/	00013
DATA	CJDE(1, 16,2),CJDE(2, 16,2),CODE(3, 16,2)/ 9, 17,Z0018/	00013
DATA	CJDE(1, 17,2),CJDE(2, 17,2),CODE(3, 17,2)/ 10, 18,Z0017/	00013
DATA	CJDE(1, 18,2),CJDE(2, 18,2),CODE(3, 18,2)/ 10, 19,Z0018/	00013
DATA	CJDE(1, 19,2),CJDE(2, 19,2),CODE(3, 19,2)/ 10, 1,Z0008/	00013
DATA	CJDE(1, 20,2),CJDE(2, 20,2),CODE(3, 20,2)/ 11, 21,Z0067/	00013
DATA	CJDE(1, 21,2),CJDE(2, 21,2),CODE(3, 21,2)/ 11, 22,Z0068/	00013
DATA	CJDE(1, 22,2),CJDE(2, 22,2),CODE(3, 22,2)/ 11, 23,Z006C/	00013
DATA	CJDE(1, 23,2),CJDE(2, 23,2),CODE(3, 23,2)/ 11, 24,Z0037/	00013
DATA	CJDE(1, 24,2),CJDE(2, 24,2),CODE(3, 24,2)/ 11, 25,Z0028/	00013
DATA	CJDE(1, 25,2),CJDE(2, 25,2),CODE(3, 25,2)/ 11, 26,Z0017/	00013
DATA	CJDE(1, 26,2),CJDE(2, 26,2),CODE(3, 26,2)/ 11, 27,Z0018/	00013
DATA	CJDE(1, 27,2),CJDE(2, 27,2),CODE(3, 27,2)/ 12, 28,Z00CA/	00013
DATA	CJDE(1, 28,2),CJDE(2, 28,2),CODE(3, 28,2)/ 12, 29,Z00CB/	00013
DATA	CJDE(1, 29,2),CJDE(2, 29,2),CODE(3, 29,2)/ 12, 30,Z00CC/	00013
DATA	CJDE(1, 30,2),CJDE(2, 30,2),CODE(3, 30,2)/ 12, 31,Z00CD/	00013
DATA	CJDE(1, 31,2),CJDE(2, 31,2),CODE(3, 31,2)/ 12, 32,Z0068/	00013
DATA	CJDE(1, 32,2),CJDE(2, 32,2),CODE(3, 32,2)/ 12, 33,Z0069/	00013
DATA	CJDE(1, 33,2),CJDE(2, 33,2),CODE(3, 33,2)/ 12, 34,Z006A/	00013
DATA	CJDE(1, 34,2),CJDE(2, 34,2),CODE(3, 34,2)/ 12, 35,Z006B/	00013
DATA	CJDE(1, 35,2),CJDE(2, 35,2),CODE(3, 35,2)/ 12, 35,Z00D2/	00013
DATA	CJDE(1, 36,2),CJDE(2, 36,2),CODE(3, 36,2)/ 12, 37,Z00D3/	00013
DATA	CJDE(1, 37,2),CJDE(2, 37,2),CODE(3, 37,2)/ 12, 38,Z00D4/	00013
DATA	CJDE(1, 38,2),CJDE(2, 38,2),CODE(3, 38,2)/ 12, 39,Z00D5/	00013
DATA	CJDE(1, 39,2),CJDE(2, 39,2),CODE(3, 39,2)/ 12, 40,Z00D6/	00013
DATA	CJDE(1, 40,2),CJDE(2, 40,2),CODE(3, 40,2)/ 12, 41,Z00D7/	00013
DATA	CJDE(1, 41,2),CJDE(2, 41,2),CODE(3, 41,2)/ 12, 42,Z006E/	00013
DATA	CJDE(1, 42,2),CJDE(2, 42,2),CODE(3, 42,2)/ 12, 43,Z006D/	00013
DATA	CJDE(1, 43,2),CJDE(2, 43,2),CODE(3, 43,2)/ 12, 44,Z00DA/	00013
DATA	CJDE(1, 44,2),CJDE(2, 44,2),CODE(3, 44,2)/ 12, 45,Z00DB/	00013
DATA	CJDE(1, 45,2),CJDE(2, 45,2),CODE(3, 45,2)/ 12, 45,Z0054/	00013
DATA	CJDE(1, 46,2),CJDE(2, 46,2),CODE(3, 46,2)/ 12, 47,Z0055/	00013
DATA	CJDE(1, 47,2),CJDE(2, 47,2),CODE(3, 47,2)/ 12, 46,Z0056/	00013
DATA	CJDE(1, 48,2),CJDE(2, 48,2),CODE(3, 48,2)/ 12, 49,Z0057/	00013
DATA	CJDE(1, 49,2),CJDE(2, 49,2),CODE(3, 49,2)/ 12, 50,Z0064/	00013
DATA	CJDE(1, 50,2),CJDE(2, 50,2),CODE(3, 50,2)/ 12, 51,Z0065/	00013
DATA	CJDE(1, 51,2),CJDE(2, 51,2),CODE(3, 51,2)/ 12, 52,Z0052/	00013
DATA	CJDE(1, 52,2),CJDE(2, 52,2),CODE(3, 52,2)/ 12, 53,Z0053/	00013
DATA	CJDE(1, 53,2),CJDE(2, 53,2),CODE(3, 53,2)/ 12, 54,Z0024/	00013
DATA	CJDE(1, 54,2),CJDE(2, 54,2),CODE(3, 54,2)/ 12, 55,Z0037/	00013
DATA	CJDE(1, 55,2),CJDE(2, 55,2),CODE(3, 55,2)/ 12, 56,Z0038/	00013
DATA	CJDE(1, 56,2),CJDE(2, 56,2),CODE(3, 56,2)/ 12, 57,Z0027/	00013
DATA	CJDE(1, 57,2),CJDE(2, 57,2),CODE(3, 57,2)/ 12, 58,Z0028/	00013
DATA	CJDE(1, 58,2),CJDE(2, 58,2),CODE(3, 58,2)/ 12, 59,Z0058/	00013
DATA	CJDE(1, 59,2),CJDE(2, 59,2),CODE(3, 59,2)/ 12, 60,Z0059/	00013
DATA	CJDE(1, 60,2),CJDE(2, 60,2),CODE(3, 60,2)/ 12, 61,Z002B/	00013
DATA	CJDE(1, 61,2),CJDE(2, 61,2),CODE(3, 61,2)/ 12, 52,Z002C/	00013
DATA	CJDE(1, 62,2),CJDE(2, 62,2),CODE(3, 62,2)/ 12, 63,Z005A/	00013
DATA	CJDE(1, 63,2),CJDE(2, 63,2),CODE(3, 63,2)/ 12, 64,Z0066/	00013
DATA	CJDE(1, 64,2),CJDE(2, 64,2),CODE(3, 64,2)/ 12, 66,Z0067/	00013
DATA	CJDE(1, 65,2),CJDE(2, 65,2),CODE(3, 65,2)/ 10, 20,Z000F/	00013
DATA	CJDE(1, 66,2),CJDE(2, 66,2),CODE(3, 66,2)/ 12, 57,Z00C8/	00013
DATA	CJDE(1, 67,2),CJDE(2, 67,2),CODE(3, 67,2)/ 12, 68,Z00C9/	00013
DATA	CJDE(1, 68,2),CJDE(2, 68,2),CODE(3, 68,2)/ 12, 59,Z005B/	00013
DATA	CJDE(1, 69,2),CJDE(2, 69,2),CODE(3, 69,2)/ 12, 70,Z0033/	00013
DATA	CJDE(1, 70,2),CJDE(2, 70,2),CODE(3, 70,2)/ 12, 71,Z0034/	00013
DATA	CJDE(1, 71,2),CJDE(2, 71,2),CODE(3, 71,2)/ 12, 72,Z0035/	00013
DATA	CJDE(1, 72,2),CJDE(2, 72,2),CODE(3, 72,2)/ 13, 73,Z006C/	00013
DATA	CJDE(1, 73,2),CJDE(2, 73,2),CODE(3, 73,2)/ 13, 74,Z006D/	00013
DATA	CJDE(1, 74,2),CJDE(2, 74,2),CODE(3, 74,2)/ 13, 75,Z004A/	00013
DATA	CJDE(1, 75,2),CJDE(2, 75,2),CODE(3, 75,2)/ 13, 76,Z004B/	00013
DATA	CJDE(1, 76,2),CJDE(2, 76,2),CODE(3, 76,2)/ 13, 77,Z004C/	00013
DATA	CJDE(1, 77,2),CJDE(2, 77,2),CODE(3, 77,2)/ 13, 78,Z004D/	00013

UNCLASSIFIED

DATA CJJE(1, 75,2),CJDE(2, 78,2),CJDE(3, 78,2)/13, 79,Z0072/	00013
DATA CJJE(1, 79,2),CJDE(2, 79,2),CJDE(3, 79,2)/13, 80,Z0073/	00013
DATA CJJE(1, 80,2),CJDE(2, 80,2),CJDE(3, 80,2)/13, 81,Z0074/	00013
DATA CJJE(1, 81,2),CJDE(2, 81,2),CJDE(3, 81,2)/13, 82,Z0075/	00013
DATA CJJE(1, 82,2),CJDE(2, 82,2),CJDE(3, 82,2)/13, 83,Z0076/	00013
DATA CJJE(1, 83,2),CJDE(2, 83,2),CJDE(3, 83,2)/13, 84,Z0077/	00013
DATA CJJE(1, 84,2),CJDE(2, 84,2),CJDE(3, 84,2)/13, 85,Z0052/	00013
DATA CJJE(1, 85,2),CJDE(2, 85,2),CJDE(3, 85,2)/13, 86,Z0053/	00013
DATA CJJE(1, 86,2),CJDE(2, 86,2),CJDE(3, 86,2)/13, 87,Z0054/	00014
DATA CJJE(1, 87,2),CJDE(2, 87,2),CJDE(3, 87,2)/13, 88,Z0055/	00014
DATA CJJE(1, 88,2),CJDE(2, 88,2),CJDE(3, 88,2)/13, 89,Z005A/	00014
DATA CJJE(1, 89,2),CJDE(2, 89,2),CJDE(3, 89,2)/13, 90,Z005B/	00014
DATA CJJE(1, 90,2),CJDE(2, 90,2),CJDE(3, 90,2)/13, 91,Z0064/	00014
DATA CJJE(1, 91,2),CJDE(2, 91,2),CJDE(3, 91,2)/13, 92,Z0065/	00014
DATA CJJE(1, 92,2),CJDE(2, 92,2),CJDE(3, 92,2)/13, 93,Z0002/	00014
DATA CJJS(1, 1,1),CJDS(2, 1,1),CJDS(3, 1,1)/ 6, 12,Z001B/	00014
DATA CJJS(1, 2,1),CJDS(2, 2,1),CJDS(3, 2,1)/ 5, 3,Z0004/	00014
DATA CJJS(1, 3,1),CJDS(2, 3,1),CJDS(3, 3,1)/ 5, 4,Z0001/	00014
DATA CJJS(1, 4,1),CJDS(2, 4,1),CJDS(3, 4,1)/ 5, 5,Z000B/	00014
DATA CJJS(1, 5,1),CJDS(2, 5,1),CJDS(3, 5,1)/ 5, 6,Z001F/	00014
DATA CJJS(1, 6,1),CJDS(2, 6,1),CJDS(3, 6,1)/ 5, 7,Z001C/	00014
DATA CJJS(1, 7,1),CJDS(2, 7,1),CJDS(3, 7,1)/ 5, 8,Z001B/	00014
DATA CJJS(1, 8,1),CJDS(2, 8,1),CJDS(3, 8,1)/ 5, 9,Z000A/	00014
DATA CJJS(1, 9,1),CJDS(2, 9,1),CJDS(3, 9,1)/ 5, 10,Z000F/	00014
DATA CJJS(1, 10,1),CJDS(2, 10,1),CJDS(3, 10,1)/ 5, 11,Z0003/	00014
DATA CJJS(1, 11,1),CJDS(2, 11,1),CJDS(3, 11,1)/ 5, 1,Z0007/	00014
DATA CJJS(1, 12,1),CJDS(2, 12,1),CJDS(3, 12,1)/ 6, 13,Z001B/	00014
DATA CJJS(1, 13,1),CJDS(2, 13,1),CJDS(3, 13,1)/ 6, 14,Z0005/	00014
DATA CJJS(1, 14,1),CJDS(2, 14,1),CJDS(3, 14,1)/ 6, 15,Z0001/	00014
DATA CJJS(1, 15,1),CJDS(2, 15,1),CJDS(3, 15,1)/ 6, 16,Z000B/	00014
DATA CJJS(1, 16,1),CJDS(2, 16,1),CJDS(3, 16,1)/ 7, 17,Z0078/	00014
DATA CJJS(1, 17,1),CJDS(2, 17,1),CJDS(3, 17,1)/ 7, 18,Z0079/	00014
DATA CJJS(1, 18,1),CJDS(2, 18,1),CJDS(3, 18,1)/ 7, 19,Z0026/	00014
DATA CJJS(1, 19,1),CJDS(2, 19,1),CJDS(3, 19,1)/ 7, 20,Z0033/	00014
DATA CJJS(1, 20,1),CJDS(2, 20,1),CJDS(3, 20,1)/ 7, 21,Z0025/	00014
DATA CJJS(1, 21,1),CJDS(2, 21,1),CJDS(3, 21,1)/ 7, 22,Z0027/	00014
DATA CJJS(1, 22,1),CJDS(2, 22,1),CJDS(3, 22,1)/ 7, 23,Z0035/	00014
DATA CJJS(1, 23,1),CJDS(2, 23,1),CJDS(3, 23,1)/ 7, 24,Z0022/	00014
DATA CJJS(1, 24,1),CJDS(2, 24,1),CJDS(3, 24,1)/ 7, 25,Z0024/	00014
DATA CJJS(1, 25,1),CJDS(2, 25,1),CJDS(3, 25,1)/ 7, 26,Z0032/	00014
DATA CJJS(1, 26,1),CJDS(2, 26,1),CJDS(3, 26,1)/ 7, 27,Z0023/	00014
DATA CJJS(1, 27,1),CJDS(2, 27,1),CJDS(3, 27,1)/ 7, 28,Z003A/	00014
DATA CJJS(1, 28,1),CJDS(2, 28,1),CJDS(3, 28,1)/ 7, 29,Z0039/	00014
DATA CJJS(1, 29,1),CJDS(2, 29,1),CJDS(3, 29,1)/ 7, 30,Z0009/	00014
DATA CJJS(1, 30,1),CJDS(2, 30,1),CJDS(3, 30,1)/ 7, 31,Z0014/	00014
DATA CJJS(1, 31,1),CJDS(2, 31,1),CJDS(3, 31,1)/ 7, 32,Z0014/	00014
DATA CJJS(1, 32,1),CJDS(2, 32,1),CJDS(3, 32,1)/ 7, 33,Z0015/	00014
DATA CJJS(1, 33,1),CJDS(2, 33,1),CJDS(3, 33,1)/ 7, 34,Z0019/	00014
DATA CJJS(1, 34,1),CJDS(2, 34,1),CJDS(3, 34,1)/ 8, 35,Z0040/	00014
DATA CJJS(1, 35,1),CJDS(2, 35,1),CJDS(3, 35,1)/ 8, 36,Z0041/	00014
DATA CJJS(1, 36,1),CJDS(2, 36,1),CJDS(3, 36,1)/ 8, 37,Z00E6/	00014
DATA CJJS(1, 37,1),CJDS(2, 37,1),CJDS(3, 37,1)/ 8, 38,Z00F7/	00014
DATA CJJS(1, 38,1),CJDS(2, 38,1),CJDS(3, 38,1)/ 8, 39,Z00F5/	00014
DATA CJJS(1, 39,1),CJDS(2, 39,1),CJDS(3, 39,1)/ 8, 40,Z0069/	00014
DATA CJJS(1, 40,1),CJDS(2, 40,1),CJDS(3, 40,1)/ 8, 41,Z0011/	00014
DATA CJJS(1, 41,1),CJDS(2, 41,1),CJDS(3, 41,1)/ 8, 42,Z0077/	00014
DATA CJJS(1, 42,1),CJDS(2, 42,1),CJDS(3, 42,1)/ 8, 43,Z0071/	00014
DATA CJJS(1, 43,1),CJDS(2, 43,1),CJDS(3, 43,1)/ 8, 44,Z0036/	00014
DATA CJJS(1, 44,1),CJDS(2, 44,1),CJDS(3, 44,1)/ 8, 45,Z0010/	00014
DATA CJJS(1, 45,1),CJDS(2, 45,1),CJDS(3, 45,1)/ 8, 46,Z0003/	00014
DATA CJJS(1, 46,1),CJDS(2, 46,1),CJDS(3, 46,1)/ 8, 47,Z0001/	00014
DATA CJJS(1, 47,1),CJDS(2, 47,1),CJDS(3, 47,1)/ 8, 48,Z0031/	00014
DATA CJJS(1, 48,1),CJDS(2, 48,1),CJDS(3, 48,1)/ 8, 49,Z0030/	00014
DATA CJJS(1, 49,1),CJDS(2, 49,1),CJDS(3, 49,1)/ 8, 50,Z0037/	00014
DATA CJJS(1, 50,1),CJDS(2, 50,1),CJDS(3, 50,1)/ 8, 51,Z0002/	00014
DATA CJJS(1, 51,1),CJDS(2, 51,1),CJDS(3, 51,1)/ 9, 52,Z0085/	00014
DATA CJJS(1, 52,1),CJDS(2, 52,1),CJDS(3, 52,1)/ 9, 53,Z0030/	00014
DATA CJJS(1, 53,1),CJDS(2, 53,1),CJDS(3, 53,1)/ 9, 54,Z01E9/	00014
DATA CJJS(1, 54,1),CJDS(2, 54,1),CJDS(3, 54,1)/ 9, 55,Z00ED/	00014
DATA CJJS(1, 55,1),CJDS(2, 55,1),CJDS(3, 55,1)/ 9, 56,Z01E8/	00014
DATA CJJS(1, 56,1),CJDS(2, 56,1),CJDS(3, 56,1)/ 9, 57,Z00D1/	00014
DATA CJJS(1, 57,1),CJDS(2, 57,1),CJDS(3, 57,1)/ 9, 58,Z0096/	00014
DATA CJJS(1, 58,1),CJDS(2, 58,1),CJDS(3, 58,1)/ 9, 59,Z00EC/	00014
DATA CJJS(1, 59,1),CJDS(2, 59,1),CJDS(3, 59,1)/ 9, 60,Z0087/	00014
DATA CJJS(1, 60,1),CJDS(2, 60,1),CJDS(3, 60,1)/ 9, 61,Z0034/	00014
DATA CJJS(1, 61,1),CJDS(2, 61,1),CJDS(3, 61,1)/ 9, 62,Z00E1/	00014
DATA CJJS(1, 62,1),CJDS(2, 62,1),CJDS(3, 62,1)/ 9, 63,Z00E0/	00014
DATA CJJS(1, 63,1),CJDS(2, 63,1),CJDS(3, 63,1)/ 9, 64,Z0001/	00014
DATA CJJS(1, 64,1),CJDS(2, 64,1),CJDS(3, 64,1)/ 10, 67,Z0001/	00014
DATA CJJS(1, 65,1),CJDS(2, 65,1),CJDS(3, 65,1)/ 3, 2,Z0006/	00014
DATA CJJS(1, 66,1),CJDS(2, 66,1),CJDS(3, 66,1)/ 2, 65,Z0002/	00014
DATA CJJS(1, 67,1),CJDS(2, 67,1),CJDS(3, 67,1)/ 13, 68,Z0002/	00014

UNCLASSIFIED

DATA C0JS(1, 08,2),C0DS(2, 08,1),C0DS(3, 08,1)/1, 59,Z0003/ 00014
 DATA C0JS(1, 1,2),C0DS(2, 1,2),C0DS(3, 1,2)/ 4, 5,Z0008/ 00014
 DATA C0DS(1, 2,2),C0DS(2, 2,2),C0DS(3, 2,2)/ 3, 1,Z0004/ 00014
 DATA C0DS(1, 3,2),C0DS(2, 3,2),C0DS(3, 3,2)/ 3, 4,Z0003/ 00014
 DATA C0DS(1, 4,2),C0DS(2, 4,2),C0DS(3, 4,2)/ 3, 1,Z0006/ 00014
~~DATA C0JS(1, 5,2),C0DS(2, 5,2),C0DS(3, 5,2)/ 4, 6,Z0001/ 00014~~
 DATA C0DS(1, 6,2),C0DS(2, 6,2),C0DS(3, 6,2)/ 4, 7,Z0003/ 00014
 DATA C0DS(1, 7,2),C0DS(2, 7,2),C0DS(3, 7,2)/ 4, 8,Z000F/ 00014
 DATA C0JS(1, 8,2),C0DS(2, 8,2),C0DS(3, 8,2)/ 5, 9,Z0004/ 00014
 DATA C0DS(1, 9,2),C0DS(2, 9,2),C0DS(3, 9,2)/ 5, 10,Z000A/ 00014
 DATA C0JS(1, 10,2),C0DS(2, 10,2),C0DS(3, 10,2)/ 5, 11,Z000B/ 00014
 DATA C0DS(1, 11,2),C0DS(2, 11,2),C0DS(3, 11,2)/ 5, 65,Z001D/ 00014
 DATA C0DS(1, 12,2),C0DS(2, 12,2),C0DS(3, 12,2)/ 6, 13,Z0002/ 00014
~~DATA C0DS(1, 13,2),C0DS(2, 13,2),C0DS(3, 13,2)/ 6, 14,Z0010/ 00014~~
 DATA C0DS(1, 14,2),C0DS(2, 14,2),C0DS(3, 14,2)/ 6, 15,Z0011/ 00014
 DATA C0JS(1, 15,2),C0DS(2, 15,2),C0DS(3, 15,2)/ 6, 16,Z003B/ 00014
 DATA C0JS(1, 16,2),C0DS(2, 16,2),C0DS(3, 16,2)/ 7, 17,Z0001/ 00014
 DATA C0JS(1, 17,2),C0DS(2, 17,2),C0DS(3, 17,2)/ 7, 13,Z0014/ 00014
 DATA C0DS(1, 18,2),C0DS(2, 18,2),C0DS(3, 18,2)/ 7, 19,Z0002/ 00014
 DATA C0DS(1, 19,2),C0DS(2, 19,2),C0DS(3, 19,2)/ 7, 20,Z0007/ 00014
 DATA C0DS(1, 20,2),C0DS(2, 20,2),C0DS(3, 20,2)/ 7, 21,Z0055/ 00014
~~DATA C0JS(1, 21,2),C0DS(2, 21,2),C0DS(3, 21,2)/ 7, 22,Z007E/ 00014~~
 DATA C0JS(1, 22,2),C0DS(2, 22,2),C0DS(3, 22,2)/ 7, 23,Z0056/ 00014
 DATA C0DS(1, 23,2),C0DS(2, 23,2),C0DS(3, 23,2)/ 7, 24,Z0025/ 00014
 DATA C0JS(1, 24,2),C0DS(2, 24,2),C0DS(3, 24,2)/ 8, 25,Z0007/ 00014
 DATA C0JS(1, 25,2),C0DS(2, 25,2),C0DS(3, 25,2)/ 8, 26,Z000C/ 00014
 DATA C0JS(1, 26,2),C0DS(2, 26,2),C0DS(3, 26,2)/ 8, 27,Z002D/ 00015
 DATA C0JS(1, 27,2),C0DS(2, 27,2),C0DS(3, 27,2)/ 8, 28,Z002B/ 00015
 DATA C0DS(1, 28,2),C0DS(2, 28,2),C0DS(3, 28,2)/ 8, 29,Z002F/ 00015
~~DATA C0JS(1, 29,2),C0DS(2, 29,2),C0DS(3, 29,2)/ 8, 30,Z002C/ 00015~~
 DATA C0JS(1, 30,2),C0DS(2, 30,2),C0DS(3, 30,2)/ 8, 31,Z0001/ 00015
 DATA C0DS(1, 31,2),C0DS(2, 31,2),C0DS(3, 31,2)/ 8, 32,Z004E/ 00015
 DATA C0JS(1, 32,2),C0DS(2, 32,2),C0DS(3, 32,2)/ 8, 33,Z000D/ 00015
 DATA C0DS(1, 33,2),C0DS(2, 33,2),C0DS(3, 33,2)/ 8, 34,Z0049/ 00015
 DATA C0JS(1, 34,2),C0DS(2, 34,2),C0DS(3, 34,2)/ 8, 35,Z004C/ 00015
 DATA C0DS(1, 35,2),C0DS(2, 35,2),C0DS(3, 35,2)/ 8, 36,Z004F/ 00015
 DATA C0JS(1, 36,2),C0DS(2, 36,2),C0DS(3, 36,2)/ 8, 37,Z00AE/ 00015
~~DATA C0JS(1, 37,2),C0DS(2, 37,2),C0DS(3, 37,2)/ 8, 39,Z00E6/ 00015~~
 DATA C0DS(1, 38,2),C0DS(2, 38,2),C0DS(3, 38,2)/ 9, 39,Z0091/ 00015
 DATA C0JS(1, 39,2),C0DS(2, 39,2),C0DS(3, 39,2)/ 9, 40,Z005D/ 00015
 DATA C0JS(1, 40,2),C0DS(2, 40,2),C0DS(3, 40,2)/ 9, 41,Z000C/ 00015
 DATA C0JS(1, 41,2),C0DS(2, 41,2),C0DS(3, 41,2)/ 9, 42,Z0150/ 00015
 DATA C0DS(1, 42,2),C0DS(2, 42,2),C0DS(3, 42,2)/ 9, 43,Z01CF/ 00015
 DATA C0JS(1, 43,2),C0DS(2, 43,2),C0DS(3, 43,2)/ 9, 44,Z015F/ 00015
 DATA C0JS(1, 44,2),C0DS(2, 44,2),C0DS(3, 44,2)/ 9, 45,Z01CE/ 00015
~~DATA C0JS(1, 45,2),C0DS(2, 45,2),C0DS(3, 45,2)/ 9, 46,Z015Z/ 00015~~
 DATA C0JS(1, 46,2),C0DS(2, 46,2),C0DS(3, 46,2)/ 9, 47,Z009B/ 00015
 DATA C0DS(1, 47,2),C0DS(2, 47,2),C0DS(3, 47,2)/ 9, 48,Z000D/ 00015
 DATA C0JS(1, 48,2),C0DS(2, 48,2),C0DS(3, 48,2)/ 9, 49,Z015E/ 00015
 DATA C0JS(1, 49,2),C0DS(2, 49,2),C0DS(3, 49,2)/ 9, 50,Z0055/ 00015
 DATA C0DS(1, 50,2),C0DS(2, 50,2),C0DS(3, 50,2)/ 9, 51,Z0151/ 00015
 DATA C0JS(1, 51,2),C0DS(2, 51,2),C0DS(3, 51,2)/ 9, 52,Z0001/ 00015
 DATA C0DS(1, 52,2),C0DS(2, 52,2),C0DS(3, 52,2)/ 10, 53,Z00A8/ 00015
~~DATA C0JS(1, 53,2),C0DS(2, 53,2),C0DS(3, 53,2)/ 10, 54,Z0000/ 00015~~
 DATA C0JS(1, 54,2),C0DS(2, 54,2),C0DS(3, 54,2)/ 10, 55,Z00B9/ 00015
 DATA C0DS(1, 55,2),C0DS(2, 55,2),C0DS(3, 55,2)/ 10, 56,Z0134/ 00015
 DATA C0JS(1, 56,2),C0DS(2, 56,2),C0DS(3, 56,2)/ 10, 57,Z0001/ 00015
 DATA C0DS(1, 57,2),C0DS(2, 57,2),C0DS(3, 57,2)/ 10, 58,Z00A9/ 00015
 DATA C0JS(1, 58,2),C0DS(2, 58,2),C0DS(3, 58,2)/ 10, 59,Z02A6/ 00015
 DATA C0JS(1, 59,2),C0DS(2, 59,2),C0DS(3, 59,2)/ 10, 60,Z02A7/ 00015
 DATA C0JS(1, 60,2),C0DS(2, 60,2),C0DS(3, 60,2)/ 10, 51,Z0121/ 00015
~~DATA C0JS(1, 61,2),C0DS(2, 61,2),C0DS(3, 61,2)/ 10, 62,Z0135/ 00015~~
 DATA C0DS(1, 62,2),C0DS(2, 62,2),C0DS(3, 62,2)/ 10, 63,Z0120/ 00015
 DATA C0JS(1, 63,2),C0DS(2, 63,2),C0DS(3, 63,2)/ 11, 54,Z0001/ 00015
 DATA C0JS(1, 64,2),C0DS(2, 64,2),C0DS(3, 64,2)/ 12, 66,Z0001/ 00015
 DATA C0DS(1, 65,2),C0DS(2, 65,2),C0DS(3, 65,2)/ 5, 12,Z0014/ 00015
 DATA C0JS(1, 1,3),C0DS(2, 1,3),C0DS(3, 1,3)/ 1, 2,Z0001/ 00015
 DATA C0DS(1, 2,3),C0DS(2, 2,3),C0DS(3, 2,3)/ 3, 3,Z0002/ 00015
 DATA C0JS(1, 3,3),C0DS(2, 3,3),C0DS(3, 3,3)/ 3, 4,Z0001/ 00015
~~DATA C0JS(1, 4,3),C0DS(2, 4,3),C0DS(3, 4,3)/ 4, 5,Z0006/ 00015~~
 DATA C0DS(1, 5,3),C0DS(2, 5,3),C0DS(3, 5,3)/ 4, 6,Z0001/ 00015
 DATA C0JS(1, 6,3),C0DS(2, 6,3),C0DS(3, 6,3)/ 5, 7,Z000F/ 00015
 DATA C0JS(1, 7,3),C0DS(2, 7,3),C0DS(3, 7,3)/ 6, 8,Z001C/ 00015
 DATA C0JS(1, 8,3),C0DS(2, 8,3),C0DS(3, 8,3)/ 6, 9,Z0001/ 00015
 DATA C0DS(1, 9,3),C0DS(2, 9,3),C0DS(3, 9,3)/ 6, 10,Z0003/ 00015
 DATA C0JS(1, 10,3),C0DS(2, 10,3),C0DS(3, 10,3)/ 7, 33,Z0005/ 00015
 DATA C0DS(1, 11,3),C0DS(2, 11,3),C0DS(3, 11,3)/ 8, 12,Z0075/ 00015
~~DATA C0JS(1, 12,3),C0DS(2, 12,3),C0DS(3, 12,3)/ 8, 13,Z0003/ 00015~~
 DATA C0DS(1, 13,3),C0DS(2, 13,3),C0DS(3, 13,3)/ 8, 14,Z0008/ 00015
 DATA C0JS(1, 14,3),C0DS(2, 14,3),C0DS(3, 14,3)/ 9, 15,Z005B/ 00015
 DATA C0DS(1, 15,3),C0DS(2, 15,3),C0DS(3, 15,3)/ 9, 16,Z0002/ 00015
 DATA C0JS(1, 16,3),C0DS(2, 16,3),C0DS(3, 16,3)/ 9, 17,Z0001/ 00015

UNCLASSIFIED

DATA CDS(1, 17,3),CDS(2, 17,3),CDS(3, 17,3)/ 9, 19,Z0013/ 00015
 DATA CDS(1, 18,3),CDS(2, 18,3),CDS(3, 18,3)/10, 19,Z0103/ 00015
 DATA CDS(1, 19,3),CDS(2, 19,3),CDS(3, 19,3)/10, 20,Z000A/ 00015
 DATA CDS(1, 20,3),CDS(2, 20,3),CDS(3, 20,3)/10, 21,Z000B/ 00015
 DATA CDS(1, 21,3),CDS(2, 21,3),CDS(3, 21,3)/10, 22,Z0006/ 00015
 DATA CDS(1, 22,3),CDS(2, 22,3),CDS(3, 22,3)/10, 23,Z0007/ 00015
 DATA CDS(1, 23,3),CDS(2, 23,3),CDS(3, 23,3)/10, 24,Z0024/ 00015
 DATA CDS(1, 24,3),CDS(2, 24,3),CDS(3, 24,3)/10, 25,Z0009/ 00015
 DATA CDS(1, 25,3),CDS(2, 25,3),CDS(3, 25,3)/10, 26,Z0001/ 00015
 DATA CDS(1, 26,3),CDS(2, 26,3),CDS(3, 26,3)/10, 27,Z0025/ 00015
 DATA CDS(1, 27,3),CDS(2, 27,3),CDS(3, 27,3)/11, 29,Z03A5/ 00015
 DATA CDS(1, 28,3),CDS(2, 28,3),CDS(3, 28,3)/11, 29,Z0001/ 00015
 DATA CDS(1, 29,3),CDS(2, 29,3),CDS(3, 29,3)/11, 30,Z03A4/ 00015
 DATA CDS(1, 30,3),CDS(2, 30,3),CDS(3, 30,3)/11, 31,Z0010/ 00015
 DATA CDS(1, 31,3),CDS(2, 31,3),CDS(3, 31,3)/11, 32,Z0011/ 00015
 DATA CDS(1, 32,3),CDS(2, 32,3),CDS(3, 32,3)/12, 34,Z0001/ 00015
 DATA CDS(1, 33,3),CDS(2, 33,3),CDS(3, 33,3)/ 7, 11,Z0038/ 00015
 DATA CDS(1, 1,4),CDS(2, 1,4),CDS(3, 1,4)/ 3, 3,Z0002/ 00015
 DATA CDS(1, 2,4),CDS(2, 2,4),CDS(3, 2,4)/ 2, 1,Z0002/ 00015
 DATA CDS(1, 3,4),CDS(2, 3,4),CDS(3, 3,4)/ 3, 4,Z0001/ 00015
 DATA CDS(1, 4,4),CDS(2, 4,4),CDS(3, 4,4)/ 3, 5,Z0007/ 00015
 DATA CDS(1, 5,4),CDS(2, 5,4),CDS(3, 5,4)/ 4, 6,Z0007/ 00015
 DATA CDS(1, 6,4),CDS(2, 6,4),CDS(3, 6,4)/ 4, 7,Z000C/ 00015
 DATA CDS(1, 7,4),CDS(2, 7,4),CDS(3, 7,4)/ 5, 8,Z000D/ 00015
 DATA CDS(1, 8,4),CDS(2, 8,4),CDS(3, 8,4)/ 5, 9,Z0001/ 00015
 DATA CDS(1, 9,4),CDS(2, 9,4),CDS(3, 9,4)/ 5, 10,Z001A/ 00015
 DATA CDS(1, 10,4),CDS(2, 10,4),CDS(3, 10,4)/ 6, 11,Z0019/ 00015
 DATA CDS(1, 11,4),CDS(2, 11,4),CDS(3, 11,4)/ 6, 12,Z0001/ 00015
 DATA CDS(1, 12,4),CDS(2, 12,4),CDS(3, 12,4)/ 6, 13,Z0006/ 00015
 DATA CDS(1, 13,4),CDS(2, 13,4),CDS(3, 13,4)/ 6, 30,Z0007/ 00015
 DATA CDS(1, 14,4),CDS(2, 14,4),CDS(3, 14,4)/ 7, 15,Z0030/ 00015
 DATA CDS(1, 15,4),CDS(2, 15,4),CDS(3, 15,4)/ 7, 16,Z0001/ 00015
 DATA CDS(1, 16,4),CDS(2, 16,4),CDS(3, 16,4)/ 7, 17,Z0008/ 00015
 DATA CDS(1, 17,4),CDS(2, 17,4),CDS(3, 17,4)/ 7, 18,Z006E/ 00015
 DATA CDS(1, 18,4),CDS(2, 18,4),CDS(3, 18,4)/ 7, 19,Z000B/ 00015
 DATA CDS(1, 19,4),CDS(2, 19,4),CDS(3, 19,4)/ 8, 20,Z0062/ 00015
 DATA CDS(1, 20,4),CDS(2, 20,4),CDS(3, 20,4)/ 8, 21,Z0063/ 00015
 DATA CDS(1, 21,4),CDS(2, 21,4),CDS(3, 21,4)/ 8, 22,Z0012/ 00015
 DATA CDS(1, 22,4),CDS(2, 22,4),CDS(3, 22,4)/ 8, 23,Z0014/ 00015
 DATA CDS(1, 23,4),CDS(2, 23,4),CDS(3, 23,4)/ 8, 24,Z0001/ 00015
 DATA CDS(1, 24,4),CDS(2, 24,4),CDS(3, 24,4)/ 8, 25,Z000E/ 00015
 DATA CDS(1, 25,4),CDS(2, 25,4),CDS(3, 25,4)/ 8, 26,Z00DF/ 00015
 DATA CDS(1, 26,4),CDS(2, 26,4),CDS(3, 26,4)/ 9, 27,Z0027/ 00015
 DATA CDS(1, 27,4),CDS(2, 27,4),CDS(3, 27,4)/ 9, 28,Z0026/ 00015
 DATA CDS(1, 28,4),CDS(2, 28,4),CDS(3, 28,4)/ 9, 29,Z002A/ 00016
 DATA CDS(1, 29,4),CDS(2, 29,4),CDS(3, 29,4)/ 9, 30,Z0001/ 00016
 DATA CDS(1, 30,4),CDS(2, 30,4),CDS(3, 30,4)/ 9, 31,Z002B/ 00016
 DATA CDS(1, 31,4),CDS(2, 31,4),CDS(3, 31,4)/10, 32,Z0001/ 00016
 DATA CDS(1, 32,4),CDS(2, 32,4),CDS(3, 32,4)/11, 34,Z0001/ 00016
 DATA CDS(1, 33,4),CDS(2, 33,4),CDS(3, 33,4)/ 6, 14,Z0036/ 00016
 DATA CDS(1, 1,5),CDS(2, 1,5),CDS(3, 1,5)/ 1, 2,Z0001/ 00016
 DATA CDS(1, 2,5),CDS(2, 2,5),CDS(3, 2,5)/ 2, 3,Z0001/ 00016
 DATA CDS(1, 3,5),CDS(2, 3,5),CDS(3, 3,5)/ 4, 4,Z0001/ 00016
 DATA CDS(1, 4,5),CDS(2, 4,5),CDS(3, 4,5)/ 4, 5,Z0003/ 00016
 DATA CDS(1, 5,5),CDS(2, 5,5),CDS(3, 5,5)/ 5, 6,Z0004/ 00016
 DATA CDS(1, 6,5),CDS(2, 6,5),CDS(3, 6,5)/ 6, 7,Z0001/ 00016
 DATA CDS(1, 7,5),CDS(2, 7,5),CDS(3, 7,5)/ 6, 8,Z0002/ 00016
 DATA CDS(1, 8,5),CDS(2, 8,5),CDS(3, 8,5)/ 6, 9,Z000B/ 00016
 DATA CDS(1, 9,5),CDS(2, 9,5),CDS(3, 9,5)/ 7, 11,Z0001/ 00016
 DATA CDS(1, 10,5),CDS(2, 10,5),CDS(3, 10,5)/ 7, 11,Z0007/ 00016
 DATA CDS(1, 11,5),CDS(2, 11,5),CDS(3, 11,5)/ 7, 12,Z0015/ 00016
 DATA CDS(1, 12,5),CDS(2, 12,5),CDS(3, 12,5)/ 6, 13,Z0001/ 00016
 DATA CDS(1, 13,5),CDS(2, 13,5),CDS(3, 13,5)/ 8, 14,Z000D/ 00016
 DATA CDS(1, 14,5),CDS(2, 14,5),CDS(3, 14,5)/ 8, 15,Z0029/ 00016
 DATA CDS(1, 15,5),CDS(2, 15,5),CDS(3, 15,5)/ 9, 16,Z0019/ 00016
 DATA CDS(1, 16,5),CDS(2, 16,5),CDS(3, 16,5)/ 9, 17,Z0051/ 00016
 DATA CDS(1, 17,5),CDS(2, 17,5),CDS(3, 17,5)/10, 18,Z0001/ 00016
 DATA CDS(1, 18,5),CDS(2, 18,5),CDS(3, 18,5)/10, 19,Z0030/ 00016
 DATA CDS(1, 19,5),CDS(2, 19,5),CDS(3, 19,5)/10, 20,Z0031/ 00016
 DATA CDS(1, 20,5),CDS(2, 20,5),CDS(3, 20,5)/10, 21,Z00A1/ 00016
 DATA CDS(1, 21,5),CDS(2, 21,5),CDS(3, 21,5)/10, 22,Z00A0/ 00016
 DATA CDS(1, 22,5),CDS(2, 22,5),CDS(3, 22,5)/11, 23,Z0007/ 00016
 DATA CDS(1, 23,5),CDS(2, 23,5),CDS(3, 23,5)/11, 33,Z0006/ 00016
 DATA CDS(1, 24,5),CDS(2, 24,5),CDS(3, 24,5)/12, 25,Z0003/ 00016
 DATA CDS(1, 25,5),CDS(2, 25,5),CDS(3, 25,5)/12, 26,Z0012/ 00016
 DATA CDS(1, 26,5),CDS(2, 26,5),CDS(3, 26,5)/12, 27,Z0002/ 00016
 DATA CDS(1, 27,5),CDS(2, 27,5),CDS(3, 27,5)/12, 28,Z0008/ 00016
 DATA CDS(1, 28,5),CDS(2, 28,5),CDS(3, 28,5)/13, 29,Z0001/ 00016
 DATA CDS(1, 29,5),CDS(2, 29,5),CDS(3, 29,5)/13, 30,Z0013/ 00016
 DATA CDS(1, 30,5),CDS(2, 30,5),CDS(3, 30,5)/13, 31,Z0012/ 00016
 DATA CDS(1, 31,5),CDS(2, 31,5),CDS(3, 31,5)/14, 32,Z0001/ 00016
 DATA CDS(1, 32,5),CDS(2, 32,5),CDS(3, 32,5)/15, 34,Z0001/ 00016

```

DATA CJJS(1, 33,5),CJDS(2, 33,5),CJDS(3, 33,5)/11, 24,Z0005/ 00016
DATA CJJS(1, 1,6),CJDS(2, 1,6),CJDS(3, 1,6)/ 3, 3,Z0002/ 00016
DATA CJJS(1, 2,6),CJDS(2, 2,6),CJDS(3, 2,6)/ 1, 1,Z0001/ 00016
DATA CJJS(1, 3,6),CJDS(2, 3,6),CJDS(3, 3,6)/ 3, 4,Z0001/ 00016
DATA CJJS(1, 4,5),CJDS(2, 4,6),CJDS(3, 4,6)/ 4, 5,Z0001/ 00016
DATA CJJS(1, 5,6),CJDS(2, 5,6),CJDS(3, 5,6)/ 5, 6,Z0001/ 00016
DATA CJJS(1, 6,6),CJDS(2, 6,6),CJDS(3, 6,6)/ 6, 7,Z0019/ 00016
DATA CJJS(1, 7,5),CJDS(2, 7,6),CJDS(3, 7,6)/ 6, 8,Z0001/ 00016
DATA CJJS(1, 8,6),CJDS(2, 8,6),CJDS(3, 8,6)/ 6, 9,Z0002/ 00016
DATA CJJS(1, 9,6),CJDS(2, 9,6),CJDS(3, 9,6)/ 7, 10,Z0031/ 00016
DATA CJJS(1, 10,6),CJDS(2, 10,6),CJDS(3, 10,6)/ 7, 11,Z003A/ 00016
DATA CJJS(1, 11,6),CJDS(2, 11,6),CJDS(3, 11,6)/ 7, 12,Z0030/ 00016
DATA CJJS(1, 12,6),CJDS(2, 12,6),CJDS(3, 12,6)/ 7, 13,Z0039/ 00016
DATA CJJS(1, 13,6),CJDS(2, 13,6),CJDS(3, 13,6)/ 7, 14,Z0001/ 00016
DATA CJJS(1, 14,5),CJDS(2, 14,6),CJDS(3, 14,6)/ 7, 15,Z0038/ 00016
DATA CJJS(1, 15,6),CJDS(2, 15,6),CJDS(3, 15,6)/ 7, 16,Z0037/ 00016
DATA CJJS(1, 16,6),CJDS(2, 16,6),CJDS(3, 16,6)/ 7, 17,Z003A/ 00016
DATA CJJS(1, 17,6),CJDS(2, 17,6),CJDS(3, 17,6)/ 7, 33,Z0006/ 00016
DATA CJJS(1, 18,6),CJDS(2, 18,6),CJDS(3, 18,6)/ 8, 19,Z0001/ 00016
DATA CJJS(1, 19,6),CJDS(2, 19,6),CJDS(3, 19,6)/ 8, 20,Z000F/ 00016
DATA CJJS(1, 20,6),CJDS(2, 20,6),CJDS(3, 20,6)/ 8, 21,Z0076/ 00016
DATA CJJS(1, 21,6),CJDS(2, 21,6),CJDS(3, 21,6)/ 8, 22,Z000E/ 00016
DATA CJJS(1, 22,6),CJDS(2, 22,6),CJDS(3, 22,6)/ 9, 23,Z00D9/ 00016
DATA CJJS(1, 23,6),CJDS(2, 23,6),CJDS(3, 23,6)/ 9, 24,Z0001/ 00016
DATA CJJS(1, 24,5),CJDS(2, 24,6),CJDS(3, 24,5)/ 9, 25,Z000A/ 00016
DATA CJJS(1, 25,6),CJDS(2, 25,6),CJDS(3, 25,6)/ 9, 26,Z00EE/ 00016
DATA CJJS(1, 26,6),CJDS(2, 26,6),CJDS(3, 26,6)/ 9, 27,Z00EF/ 00016
DATA CJJS(1, 27,6),CJDS(2, 27,6),CJDS(3, 27,6)/10, 28,Z01B7/ 00016
DATA CJJS(1, 28,6),CJDS(2, 28,6),CJDS(3, 28,6)/10, 29,Z01B6/ 00016
DATA CJJS(1, 29,6),CJDS(2, 29,6),CJDS(3, 29,6)/10, 30,Z0001/ 00016
DATA CJJS(1, 30,6),CJDS(2, 30,6),CJDS(3, 30,6)/10, 31,Z01B0/ 00016
DATA CJJS(1, 31,6),CJDS(2, 31,6),CJDS(3, 31,6)/10, 32,Z01B1/ 00016
DATA CJJS(1, 32,6),CJDS(2, 32,6),CJDS(3, 32,6)/11, 34,Z0001/ 00016
DATA CJJS(1, 33,6),CJDS(2, 33,6),CJDS(3, 33,6)/ 7, 18,Z0035/ 00016
END
SUBROUTINE ERRMES(PELBUF,OTBUF,PELMAX,VRES,ERRCNT)
C
C IMPLICIT INTEGER(*-2)
REAL ESF
C***** LABELED COMMON /G32BIT/ *****
C
C CCMCN /G32BIT/MASK(32),COMASK(32),LIBIT(32),LZBIT(32)
INTEGER MASK,COMASK,LIBIT,LZBIT
C
C***** FILE DEFINITIONS *****
C
C CCMCN/FILES/TERM,LPFIL,PELFIL,OTFIL,ERFIL
C
C DIMENSION PELBUF(60), OTBUF(60)
COMMON /LOGIC/SEARCH,DIAG
LOGICAL SEARCH,DIAG
C
C***** BEGIN PROGRAM *****
C
C REWIND PELFIL
REWIND OTFIL
ERROR=0
OTELW=(PELMAX+32-1)/32
CTLNCT=0
C
C READ AN ERROR FREE LINE
C
100 CONTINUE
READ(1,END=600,ERR=800) INLNND,INELCT,PELBUF
IF(MOD(INLNND-1,VRES).NE.0) GO TO 100
C
C READ AN ERROR-CORRUPTED LINE
C
200 CONTINUE
READ(2,END=500,ERR=800) OTLNND,OTELCT,OTBUF
OTLNCT=OTLNCT+1
300 CONTINUE
C
C COUNT DIFFERENCES BETWEEN TRANSMITTED AND RECEIVED LINES
C
DO 450 I=1,OTELW
IF(OTBUF(I).EQ.PELBUF(I)) GO TO 450
IF(.NOT.3IAG) GO TO 420
WRITE(6,410) INLNND,OTLNND,I,PELBUF(I),OTBUF(I)
410 FORMAT(3I9,2Z12)
420 CONTINUE
GO 440 J=1,32

```

```

IF(I4B(JTBUF(I),J,1).NE.I4B(PELBUF(I),J,1)) ERROR=ERRJR+1      00017:
440 CONTINUE                                                    00017:
450 CONTINUE                                                    00017:
IF(OTLNNO-INLNNO) 200,100,580,                                  00017:
C
C ERROR LINE NUMBER GREATER THAN GOOD LINE NUMBER             00017:
C COUNT DIFFERENCES BETWEEN GOOD AND ALL WHITE LINE          00017:
C
500 CONTINUE                                                    00017:
DO 550 I=1,OTELW                                               00017:
IF(PELBUF(I).EQ.0) GO TO 550                                    00017:
IF(.NOT.JIAG) GO TO 520                                         00017:
WRITE(6,410) INLNNO,OTLNNO,I,PELBUF(I),OTBUF(I)                00017:
520 CONTINUE                                                    00017:
DO 540 J=1,32                                                  00017:
IF(I4B(PELBUF(I),J,1).NE.0) ERROR=ERROR+1                    00017:
540 CONTINUE                                                    00017:
550 CONTINUE                                                    00017:
C
580 READ(1,END=600,ERR=800) INLNNO,INELCT,PELBUF              00017:
IF(MOD(INLNNO-1,VRES).NE.0) GO TO 580                          00017:
GO TO 300                                                        00017:
C
C CALCULATE ERROR SENSITIVITY FACTOR                           00017:
C
600 CONTINUE                                                    00017:
ESF=0.                                                         00017:
IF(ERRCNT.LE.0) GO TO 650                                       00017:
ESF=FLOAT(ERROR)/FLOAT(ERRCNT)                                  00017:
650 CONTINUE                                                    00017:
C
WRITE(6,700) ERROR,ERRCNT,ESF,OTLNCT                          00017:
700 FORMAT('NUMBER OF INCRCRECT PELS =',I10/                   00017:
* 'NUMBER OF BITS IN ERROR TRANSMITTED =',I10/                00017:
* 'ERROR SENSITIVITY FACTOR =',F12,4/                          00017:
* 'TOTAL NUMBER OF OUTPUT LINES PROCESSED =',I8)              00017:
C
RETURN                                                         00017:
800 CONTINUE                                                    00017:
STOP 800                                                         00017:
END                                                             00017:
SUBROUTINE STATS(LENGTH,INLNCT,DIAG)                            00017:
IMPLICIT INTEGER(A-Z)                                          00017:
C
INTEGER ITT(5),ITT(2,5),LENGTH,INLNCT                          00017:
REAL STT(2,5),SUM,SUMSQ                                         00017:
LOGICAL DIAG                                                    00017:
C***** FILE DEFINITIONS *****                               00017:
C
COMMON/FILES/TERM,LREIL,RELEIL,OTEIL,EREIL                    00017:
C
DATA MTT/0,24,48,96,192/                                       00017:
C***** BEGIN PROGRAM*****                                   00017:
C
DO 300 I=1,5                                                    00017:
ITT(1,I)=10000                                                  00017:
ITT(2,I)=0                                                       00017:
SUM=0.                                                           00017:
SUMSQ=0.                                                         00017:
DO 100 J=1,INLNCT                                              00017:
C
C FIND FILLED LINE LENGTH                                     00017:
C
LEN=MAXO(LENGTH(J),MTT(I))                                       00017:
IF(DIAG) WRITE(6,50) LEN                                        00017:
50 FORMAT(I8)                                                   00017:
C
C FIND MINIMUM LINE LENGTH                                   00017:
C
ITT(1,I)=MINO(LEN,ITT(1,I))                                       00017:
C
C FIND MAXIMUM LINE LENGTH                                   00018:
C
ITT(2,I)=MAXO(LEN,ITT(2,I))                                       00018:
C
C FIND SUM OF LENGTHS                                        00018:
C
SUM=SUM+FLOAT(LEN)                                               00018:
SUMSQ=SUMSQ+(FLOAT(LEN))**2                                       00018:
100 CONTINUE                                                    00018:

```

UNCLASSIFIED

```
C FIND SAMPLE MEAN AND STANDARD DEVIATION 00018
C STT(1,I)=SUM/FLOAT(INLNCT) 00018
C STT(2,I)=SQRT((SUMSQ-(SUM**2)/FLOAT(INLNCT))/FLOAT(INLNCT-1)) 00018
300 CONTINUE 00018
C WRITE(6,400)(ITT(1,I),I=1,5) 00018
400 FORMAT( 00018
*0 MINIMUM TRANSMISSION TIME (4800 BPS) // 00018.
*1 CODED LINE // 00018.
*2 LENGTH 0 MS 5 MS 10 MS 20 MS 40 MS // 00018.
*3 STATISTICS: // 00018.
*4 MEAN TRANSMISSION TIME // 00018.
WRITE(6,410)(ITT(2,I),I=1,5) 00018.
410 FORMAT( 00018.
*5 MAXIMUM // 10X,5(F8.2) // 00018.
WRITE(6,420)(STT(1,I),I=1,5) 00018.
420 FORMAT( 00018.
*6 SAMPLE MEAN // 9X,5(F8.2) // 00018.
WRITE(6,430)(STT(2,I),I=1,5) 00018.
430 FORMAT( 00018.
*7 STANDARD DEVIATION // 2X,5(F8.2) 00018.
C RETURN 00018.
E N D 00018.
0 END OF DCEC UBRINT PROGRAM LINES PRINTED= 1829
```