

AD-A063 331

ARMY MATERIALS AND MECHANICS RESEARCH CENTER WATERTO--ETC F/G 6/20
A MINI-CATCHER FOR TOXIC MATERIALS IN PLATE IMPACT EXPERIMENTS.(U)

DEC 78 J V KELLEY

UNCLASSIFIED


AMMRC-TR-78-48

NL

[OF]
AD
A063331



END
DATE
FILMED
3-79
DOC



MICROCOPY RESOLUTION TEST CHART
NATIONAL BUREAU OF STANDARDS-1963-A

14

AMMRC-TR-78-48

LEVEL IV

12

AD

[Handwritten signature]

6

**A MINI-CATCHER FOR
TOXIC MATERIALS IN
PLATE IMPACT EXPERIMENTS.**

AD A063331

9 Final rept.,

10 John V. Kelley

11

Dec 1978

DDC
RECEIVED
JAN 17 1979
C

12 8 p.

16 8X3633φ4 D215

DDC FILE COPY

Approved for public release; distribution unlimited.

ARMY MATERIALS AND MECHANICS RESEARCH CENTER
Watertown, Massachusetts 02172

403 105

79 01 16 008

mt

The findings in this report are not to be construed as an official Department of the Army position, unless so designated by other authorized documents.

Mention of any trade names or manufacturers in this report shall not be construed as advertising nor as an official indorsement or approval of such products or companies by the United States Government.

DISPOSITION INSTRUCTIONS

Destroy this report when it is no longer needed.
Do not return it to the originator.

UNCLASSIFIED

SECURITY CLASSIFICATION OF THIS PAGE (When Data Entered)

REPORT DOCUMENTATION PAGE		READ INSTRUCTIONS BEFORE COMPLETING FORM
1. REPORT NUMBER AMMRC TR 78-48	2. GOVT ACCESSION NO.	3. RECIPIENT'S CATALOG NUMBER
4. TITLE (and Subtitle) A MINI-CATCHER FOR TOXIC MATERIALS IN PLATE IMPACT EXPERIMENTS		5. TYPE OF REPORT & PERIOD COVERED Final Report
7. AUTHOR(s) John V. Kelley		6. PERFORMING ORG. REPORT NUMBER
9. PERFORMING ORGANIZATION NAME AND ADDRESS Army Materials and Mechanics Research Center Watertown, Massachusetts 02172 DRXMR-H		8. CONTRACT OR GRANT NUMBER(s)
11. CONTROLLING OFFICE NAME AND ADDRESS U. S. Army Materiel Development and Readiness Command, Alexandria, Virginia 22333		10. PROGRAM ELEMENT, PROJECT, TASK AREA & WORK UNIT NUMBERS D/A Project: 8X363304D215 AMCMS Code: 633304.21500.03
14. MONITORING AGENCY NAME & ADDRESS (if different from Controlling Office)		12. REPORT DATE December 1978
		13. NUMBER OF PAGES 5
		15. SECURITY CLASS. (of this report) Unclassified
		15a. DECLASSIFICATION/DOWNGRADING SCHEDULE
16. DISTRIBUTION STATEMENT (of this Report) Approved for public release; distribution unlimited.		
17. DISTRIBUTION STATEMENT (of the abstract entered in Block 20, if different from Report)		
18. SUPPLEMENTARY NOTES		
19. KEY WORDS (Continue on reverse side if necessary and identify by block number) Beryllium Hazardous materials Contamination		
20. ABSTRACT (Continue on reverse side if necessary and identify by block number) A device to capture fragments of a toxic material resulting from plate impact experiments is described.		

INTRODUCTION

A common problem encountered when performing plate impact or ballistic experiments in an enclosed facility with toxic or/and hazardous materials, like beryllium or depleted uranium, is the containment of toxic particulates of these materials to minimize exposure to personnel and simplify decontamination of the facility. A solution to this problem for the 10.2-cm- (4 inches) diameter gas gun facility of the Ballistic Missile Defense Materials Program Office at AMMRC is the subject of this report. The concept may be readily used in other laboratories with similar facilities by applying appropriate scaling. The present device, called "a mini-catcher," has been successfully used to 0.3 km/s (984 ft/s) in the experiments performed at the AMMRC facility.

DESIGN OF THE MINI-CATCHER

The mini-catcher is fabricated from 6061-T6 aluminum tubing which has an outer diameter of 12.7 cm (5 inches), an inner diameter of 8.9 cm (3.5 inches), and a length of 41.3 cm (16.25 inches). The inner wall of the tubing is machined at an angle of $1^{\circ}08'$ to a length of 22.9 cm (9 inches), see Figure 1, to produce a smoothly decreasing inner diameter of the tubing. The inner diameter decreases from 10.8 cm (4.26 inches) to 9.92 cm (3.906 inches) at 22.9 cm (9 inches). From that point it is machined at an angle of 5° for 5.8 cm (2.3 inches). The inner diameter decreases to 8.9 cm (3.5 inches) and remains constant to the end of the tubing. The length of the first taper machining was chosen so that the rear of the projectile would not damage the muzzle of the gun before the deformation of

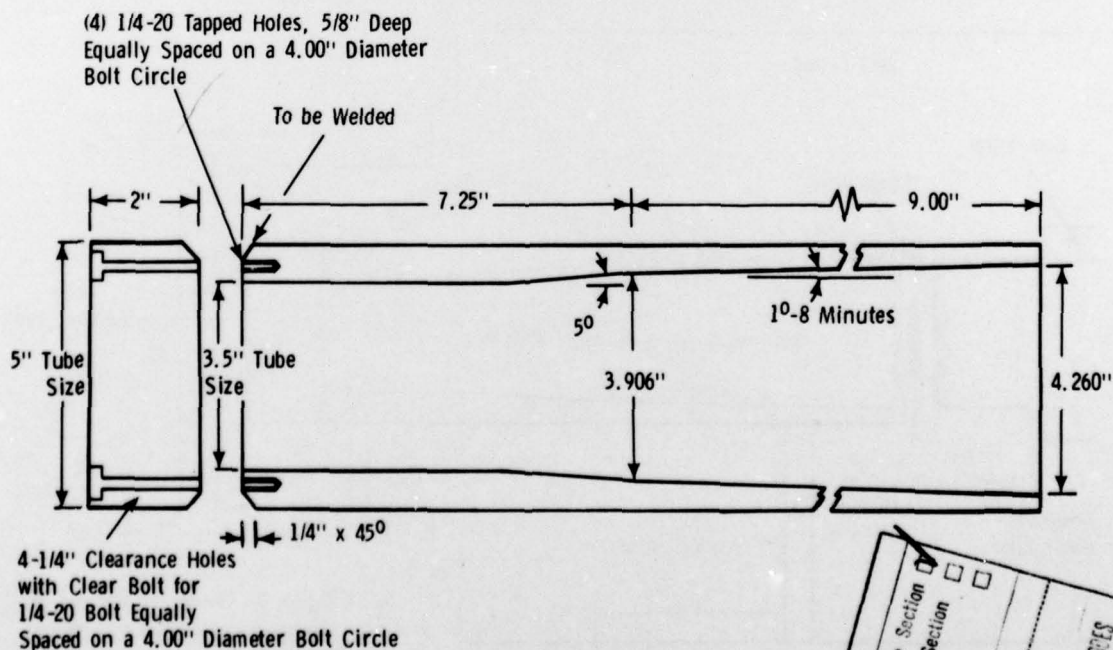


Figure 1. Machine drawing of the mini-catcher.

ACCESSION for	White Section	<input type="checkbox"/>
NTIS	Ball Section	<input type="checkbox"/>
DOC	Ball Section	<input type="checkbox"/>
NA	Ball Section	<input type="checkbox"/>
US	Ball Section	<input type="checkbox"/>
BY	DISTRIBUTION/AVAILABILITY CODES	
	CLASS	
	CLASS	

A

the mini-catcher begins. The inner diameter of the tubing at this point is 9.92 cm (3.906 inches). Subsequent motion of the projectile deforms both the projectile and the aluminum tubing as the projectile forces its way into the ever decreasing inner diameter of the tubing and continues to lose its kinetic energy. The debris from the target and projectile are caught between the end cap of the mini-catcher and a maximum of 12.57 cm (4.95 inches) space therefrom. The end cap, made of 6061-T6 aluminum solid stock, is fastened to the tubing by a set of four bolts and is also welded at the common boundary of the two.

In a plate impact experiment the toxic specimens are mounted either on the target or on the projectile or on both the target and the projectile. In order to capture the fragments resulting from the impact of the projectile on the target, the mini-catcher is mounted just behind the target and concentrically with the bore of the gun (Figure 2). After the impact the projectile (normally weighing between 1 to 1.5 kg) and target force themselves smoothly into the decreasing bore of the mini-catcher. The deformation of the projectile and the catcher dissipate the kinetic energy as the whole assembly moves with decreasing velocity into a large rag-filled tank. A photograph of a projectile sealed into a mini-catcher is shown in Figure 3.

These mini-catchers have been successfully used in 16 plate impact experiments on beryllium with projectile velocities varying between 0.12 km/s (394 ft/s) and 0.3 km/s (984 ft/s). The level of surface concentration of beryllium in the target chamber, or catcher tank, never exceeded $2.0 \mu\text{g}/100 \text{ cm}^2$. The average concentration was found to be less than $1.2 \mu\text{g}/100 \text{ cm}^2$. AMMRC maximum allowable surface contamination for a clean area is $4.0 \mu\text{g}/100 \text{ cm}^2$, less than the $5 \mu\text{g}/100 \text{ cm}^2$ recommended in Reference 1.

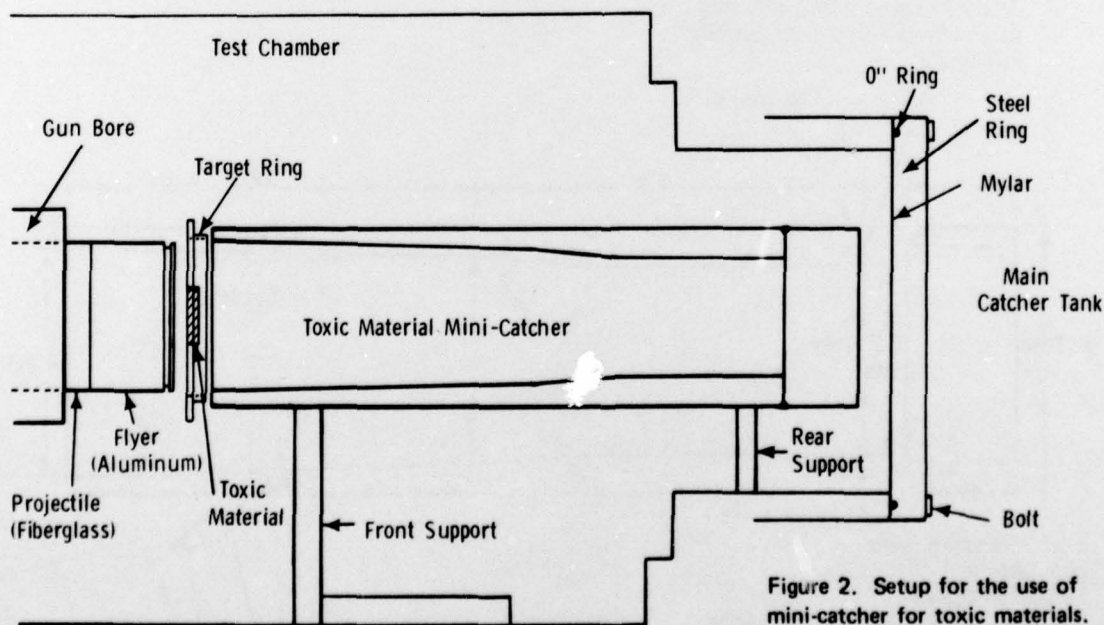


Figure 2. Setup for the use of mini-catcher for toxic materials.

1. STOKINGER, H. E. *The Documentation of the Threshold Limit Values*. American Conference of Governmental Industrial Hygienists, Ohio, 1971, p. 24.




Figure 3. An undeformed projectile and cutout section of used mini-catcher showing that the projectile seals the end zone of the mini-catcher.

19-066-1126/AMC-78

The maximum velocities to which this type of mini-catcher may be used can be conceivably increased to 0.75 km/s (2460 ft/s) by inserting a steel tube with 0.15-cm (0.06 inch) wall thickness and appropriate outer diameter in the mini-catcher as reported in Reference 2.

COST

The cost of each mini-catcher fabricated from 6061-T6 aluminum tubing is less than half the cost of a similar mini-catcher machined from solid aluminum stock by experimentalists.² Thus the present mini-catcher offers an obvious cost benefit with no loss in safety.

2. HORNING, R. R., and HICKMAN, G. L. *Toxic Material Catcher for Gas Guns*. Review of Scientific Instruments, v. 46, no. 1, 1975, p. 99-100.

DISTRIBUTION LIST

No. of Copies	To	No. of Copies	To
1	Office of Deputy Under Secretary of Defense for Research and Engineering, The Pentagon, Washington, D.C. 20301 ATTN: Mr. J. Persh, Staff Specialist for Materials and Structures, Room 3D1089	1	Space and Missile Systems Organization, P.O. Box 92960, World Way Postal Center, Los Angeles, California 90009 ATTN: RSSE/LTC J. McCormack RSSE/CAPT J. Bolen
12	Commander, Defense Documentation Center, Cameron Station, Building 5, 5010 Duke Street, Alexandria, Virginia 22314 Commander, U.S. Army Materiel Development and Readiness Command, 5001 Eisenhower Avenue, Alexandria, Virginia 22333 ATTN: DRCLDC, Mr. R. Zentner	1	Lawrence Livermore Laboratory, University of California, Livermore, California 94550 ATTN: W. Gust W. Nellis G. R. Gather A. Mitchell
1	Director, Ballistic Missile Defense Advanced Technology Center, P.O. Box 1500, Huntsville, Alabama 35807 ATTN: ATC-M, Dr. D. Harmon ATC-M, Mr. M. Whitfield ATC-M, Mr. J. Papadopoulos	1	Sandia Laboratories, P.O. Box 5800, Albuquerque, New Mexico 87115 ATTN: Dr. D. Munson Dr. W. Herrmann Dr. L. D. Bertholf Dr. B. Butcher Dr. J. Lipkin
1	Commander, Ballistic Missile Defense Systems Command, P.O. Box 1500, Huntsville, Alabama 35807 ATTN: BMDSC-TEN, Mr. N. J. Hurst	1	Aerospace Corporation, P.O. Box 92957, Los Angeles, California 90009 ATTN: Dr. R. Cooper Dr. W. Barry
1	Director, Defense Nuclear Agency, Washington, D.C. 20305 ATTN: SPAS, Mr. J. F. Moulton, Jr.	1	AVCO Corporation, Government Products Group, 201 Lowell Street, Wilmington, Massachusetts 01997 ATTN: Dr. W. Reinecke Mr. P. Rolincik
1	Deputy Chief of Staff, Research, Development and Acquisition, Department of the Army, Washington, D.C. 20310 ATTN: DAMA-CSS, Dr. J. Bryant	1	Effects Technology, Inc., P.O. Box 30400, Santa Barbara, California 93105 ATTN: Dr. R. Wengler Mr. J. Green Mr. E. Steele
1	Director, U.S. Army Ballistic Research Laboratory, Aberdeen Proving Ground, Maryland 21005 ATTN: Mr. J. Meszaros Dr. G. L. Moss Mr. G. W. Hauver	1	Kaman Sciences Corporation, P.O. Box 7463, Colorado Springs, Colorado 80933 ATTN: Mr. F. Shelton
1	Commander, U.S. Army Missile Research and Development Command, Huntsville, Alabama 35809 ATTN: Dr. R. Rhodes Dr. S. Smith	1	Ktech, 911 Pennsylvania Avenue, N.E., Albuquerque, New Mexico 87110 ATTN: Dr. D. Keller
1	Commander, Harry Diamond Laboratories, 2800 Powder Mill Road, Adelphi, Maryland 20783 ATTN: DELHD-RBF, Dr. R. Oswald DELHD-NP, Dr. F. Wimenitz	1	Lockheed Missiles and Space Company, P.O. Box 504, Sunnyvale, California 94088 ATTN: Mr. D. Aspinwall
1	Commander, Picatinny Arsenal, Dover, New Jersey 07801 ATTN: Mr. M. Allen Mr. M. Weinstein Mr. B. Frank	1	Martin Marietta Aerospace, P.O. Box 5837, Orlando, Florida 32805 ATTN: Mr. J. Potts Mr. L. Kinnaird Mr. F. Koo
1	Commander, U.S. Army Combat Development Command, Institute of Nuclear Studies, Fort Bliss, Texas 79916 ATTN: Technical Library	1	McDonnell Douglas Corporation, 5301 Bolsa Avenue, Huntington Beach, California 92647 ATTN: Mr. N. Campbell
1	Commander, Air Force Materials Laboratory, Air Force Systems Command, Wright-Patterson Air Force Base, Ohio 45433 ATTN: LNE/ILT T. Curci LNC/Dr. D. Schmidt	1	Southwest Research Institute, 8500 Culebra Road., San Antonio, Texas 78206 ATTN: Mr. A. Wenzel
1	Department of the Navy, Naval Ordnance Systems Command, Washington, D.C. 20360 ATTN: ORD-03331, Mr. M. Kinna	1	Washington State University, Pullman, Washington 99163 ATTN: Prof. G. E. Duvall Prof. G. R. Fowles
1	Commander, Naval Surface Weapons Center, Silver Spring, Maryland 20910 ATTN: Mr. L. Gowen Mr. F. Koubek Mr. J. W. Forbes	1	Stanford Research Institute, 333 Ravenswood Avenue, Menlo Park, California 90250 ATTN: Dr. D. Curran Dr. L. Seaman
1	Commander, Naval Surface Weapons Center, Dahlgren, Virginia 22448 ATTN: Mr. W. Mock, Jr. Mr. W. H. Holt	2	Director, Army Materials and Mechanics Research Center, Watertown, Massachusetts 02172 ATTN: DRXMR-PL DRXMR-WD Author
1	Los Alamos Scientific Laboratory, P.O. Box 1663, Los Alamos, New Mexico 87544 ATTN: GMX-6, Dr. J. W. Taylor		

<p>Army Materials and Mechanics Research Center, Watertown, Massachusetts 02172 A MINI-CATCHER FOR TOXIC MATERIALS IN PLATE IMPACT EXPERIMENTS - John V. Kelley</p> <p>Technical Report AMMC TR 78-48, December 1978, 5 pp - 111ius, D/A Project 8X363304D215, AMCMS Code 633304.21500.03</p> <p>A device to capture fragments of a toxic material experiments is described.</p>	<p>AD</p> <p>UNCLASSIFIED UNLIMITED DISTRIBUTION</p> <p>Key Words Beryllium Hazardous materials Contamination</p>	<p>AD</p> <p>UNCLASSIFIED UNLIMITED DISTRIBUTION</p> <p>Key Words Beryllium Hazardous materials Contamination</p>
--	---	---

<p>Army Materials and Mechanics Research Center, Watertown, Massachusetts 02172 A MINI-CATCHER FOR TOXIC MATERIALS IN PLATE IMPACT EXPERIMENTS - John V. Kelley</p> <p>Technical Report AMMC TR 78-48, December 1978, 5 pp - 111ius, D/A Project 8X363304D215, AMCMS Code 633304.21500.03</p> <p>A device to capture fragments of a toxic material experiments is described.</p>	<p>AD</p> <p>UNCLASSIFIED UNLIMITED DISTRIBUTION</p> <p>Key Words Beryllium Hazardous materials Contamination</p>	<p>AD</p> <p>UNCLASSIFIED UNLIMITED DISTRIBUTION</p> <p>Key Words Beryllium Hazardous materials Contamination</p>
--	---	---