

AD-A034 808

UNION CARBIDE CORP TARRYTOWN N Y
ORGANOSILANE POLYMERS.(U)
DEC 76 J P WESSON, T C WILLIAMS
TR-76-1

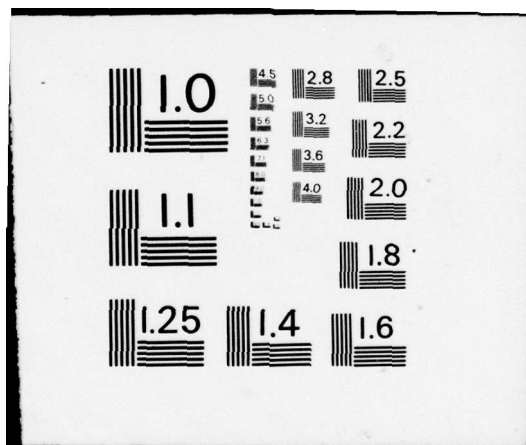
F/G 7/3

UNCLASSIFIED

N00014-75-C-1024
NL

| OF |
ADA034808





ADA 034808

472

12

Copy No. _____

FG.

OFFICE OF NAVAL RESEARCH

Contract N00014-75-C-1024

Technical Report No. 76-1

ORGANOSILANE POLYMERS

by

**J.P. Wesson and T.C. Williams
UNION CARBIDE CORPORATION
Tarrytown, New York 10591**

submitted to
**DEPARTMENT OF THE NAVY
Office of Naval Research
Arlington, Virginia 22217**



DECEMBER 1976

DISTRIBUTION STATEMENT A
Approved for public release;
Distribution Unlimited

**Reproduction in whole or in part is permitted for any purpose
of the United States Government.**

SECURITY CLASSIFICATION OF THIS PAGE (When Data Entered)

REPORT DOCUMENTATION PAGE		READ INSTRUCTIONS BEFORE COMPLETING FORM
1. REPORT NUMBER TR-76-1 ✓	2. GOVT ACCESSION NO. -----	3. RECIPIENT'S CATALOG NUMBER -----
4. TITLE (and Subtitle) (6) ORGANOSILANE POLYMERS ✓	5. TYPE OF REPORT & PERIOD COVERED (9) Technical Interim Tech. Report	
7. AUTHOR(s) (10) J. P. Wesson and T. C. Williams	8. CONTRACT OR GRANT NUMBER(s) (15) N00014-75-C-1024 NEW	
9. PERFORMING ORGANIZATION NAME AND ADDRESS Union Carbide Corporation Tarrytown, New York 10591 ✓	10. PROGRAM ELEMENT, PROJECT, TASK AREA & WORK UNIT NUMBERS -----	
11. CONTROLLING OFFICE NAME AND ADDRESS Office of Naval Research Arlington, VA	12. REPORT DATE (11) December 1976	
14. MONITORING AGENCY NAME & ADDRESS (if different from Controlling Office) -----	13. NUMBER OF PAGES 35 (12/38 p.)	
	15. SECURITY CLASS. (of this report) Unclassified	
16. DISTRIBUTION STATEMENT (of this Report) Technical Report Distribution List <div style="border: 1px solid black; padding: 5px; display: inline-block;">DISTRIBUTION STATEMENT A Approved for public release; Distribution Unlimited</div>		
17. DISTRIBUTION STATEMENT (of the abstract entered in Block 20, if different from Report) -----		
18. SUPPLEMENTARY NOTES -----		
19. KEY WORDS (Continue on reverse side if necessary and identify by block number) Silanes Polysilanes Organopolysilanes		
20. ABSTRACT (Continue on reverse side if necessary and identify by block number) Purified dialkyldichlorosilane monomers were reacted with alkali metals in organic solvent solutions to form linear diorganosilane homopolymers and copolymers. The organosilane polymers were characterized by spectrometric and thermal analysis. Polymer solubilities in organic solvents were determined. Formation of polymer charge transfer complexes were briefly examined.		

DD FORM 1 JAN 73 1473

EDITION OF 1 NOV 65 IS OBSOLETE
S/N 0102-014-6601

SECURITY CLASSIFICATION OF THIS PAGE (When Data Entered)

387 623
649

OFFICE OF NAVAL RESEARCH

Contract N00014-75-C-1024

Technical Report No. 76-1

ORGANOSILANE POLYMERS

by

J. P. Wesson and T. C. Williams

Union Carbide Corporation
Tarrytown, New York 10591

December 1976

Reproduction in whole or in part is permitted for any
purpose of the United States Government.

ACCESSION NO.	
NTIS	NTIS Section <input checked="" type="checkbox"/>
AND	NTIS Section <input type="checkbox"/>
BY	
NTIS NINTON AVAILABILITY CODES	
0101	AVAIL. 200-00 SPECIAL
A	

INTRODUCTION

Background

The first preparations of polydimethyl silanes as reported by Burkhard were heterogeneous materials made up of benzene soluble lower polymers, insoluble probably cross-linked polymers and fractions containing appreciable amounts of oxygen probably as silanol and siloxane (11). Formation of polydimethyl silanes as impure byproducts from synthesis of permethylcyclotrisilanes have been noted by several workers (12). Investigations by H. Gilman, R. West, A. Allred and their coworkers established that catenated organosilicon chains possess unusual electronic qualities which in some aspects resemble those of conjugated carbon chains (13).

Recently, S. Yajima and coworkers have reported on the pyrolysis of dodecamethylcyclotrisilane (Me_2Si)₆ to form polycarbosilane oligomers which can be further pyrolyzed to form microcrystalline beta-silicon carbide fibers (14).

Objectives

The main objectives of this project are:

1. to prepare and generally characterize linear high molecular weight polydiorganosilanes;
2. to investigate electroconductive properties of the polysilanes and their charge transfer complexes;
3. to examine the behavior of selected cyclic and linear polydiorganosilanes under pyrolytic conditions.

Scope

This report covers initial work in the areas of monomer purification, chlorosilane polymerization and copolymerization, polysilane characterizations, and charge transfer complex formation in the period from May 1975 to June 1976.

I. MONOMERS

A. Background

This work section is concerned with preparation of silane monomers containing the lowest practicable concentrations of impurities that can interfere with linearity in the target polymers. The most readily available source of the dimethylsilylene ($-\text{Me}_2\text{Si}-$) chain unit is dimethyl dichlorosilane, Me_2SiCl_2 . As it is ordinarily produced, industrial grade Me_2SiCl_2 contains small but significant amounts of other chlorosilanes (Table I) which can produce chain termination or branching in the target polymers. Impurity chlorosilanes such

as SiCl_4 and Me_3SiCl can be brought to very low concentrations by careful fractional distillation. However, MeSiCl_3 which boils only 4°C below Me_2SiCl_2 cannot be reduced below about 10^{-2} mole % by ordinary distillation techniques. Polysilanes of any substantial degree of condensation are largely insoluble and cross-linked when produced from Me_2SiCl_2 containing MeSiCl_3 at this level. We therefore examined various purification procedures with the goal of providing Me_2SiCl_2 or an equivalent source of $-\text{Me}_2\text{Si}-$ with impurity levels of 10^{-3} mole % or less.

B. Analytical Methods

Gas chromatography was used to determine MeSiCl_3 content of Me_2SiCl_2 . Effective separation of MeSiCl_3 was achieved using a DCLSC liquid phase (1) (50% trifluoropropyl, 1% vinyl, methyl silicone). Four types of detection methods have been examined.

1. Ordinary thermal conductivity detection is useful to 10^{-2} mole-%. By running at above normal filament temperatures detection at 10^{-3} mole-% is possible, but with drastically reduced filament life. Nevertheless, this method is useful where limited numbers of analyses are desired.

2. Flame ionization methods show similar detection limits of 10^{-2} - 10^{-3} mole-%, but are complicated by inordinate sensitivities to traces of hydrocarbons. This makes clean separation of the MeSiCl_3 peak difficult. Overall, this method was not considered promising.

3. Electron capture detection is extremely sensitive and appears capable of detecting MeSiCl_3 at 10^{-4} and possibly 10^{-5} mole-%. However, the method is non-linear in response to MeSiCl_3 and requires further study to develop a reliable calibration. Overloading of the detector by the main Me_2SiCl_2 component has also been a problem. Upon recovery the detector may not return to its initial sensitivity.

4. Mass spectrographic methods positively identified various impurities contained in Me_2SiCl_2 . The MeSiCl_3 impurity was identified as the last material eluted before Me_2SiCl_2 on a 30% DCLSX chromatographic column. Other trace impurities were: Me_2SiF_2 , and three branched heptanes. Simultaneous detection by flame ionization indicated that the MeSiCl_3 concentration was about 2×10^{-2} mole %. Similarly, analyses of impurities in comonomers, discussed later, were carried out.

C. Me_2SiCl_2 Purification

Plant grade Me_2SiCl_2 contains 2×10^{-2} to 9×10^{-2} mole % MeSiCl_3 , typically 3×10^{-2} mole %. Reduction of this impurity to levels below 10^{-2} % were attempted by various methods.

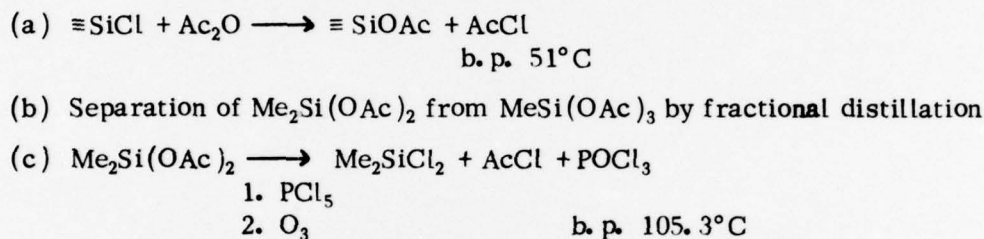
1. Simple Distillation

Careful fractional distillation thru a variety of packing materials, i. e., nichrome helipac or lime glass beads, afforded a final cut (about 20% yield) of Me_2SiCl_2 containing typically $1.0 - 1.5 \times 10^{-2}$ mole % MeSiCl_3 .

2. Acetoxylation

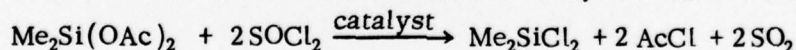
The boiling point relationship of the methylacetoxysilanes differs from that of the methylchlorosilanes in several respects. As shown in Table I, the acetoxy silanes boil considerably higher than the corresponding chlorosilanes, the boiling points decrease monotonically as methyl substitution increases and the boiling point differences between members is large.

The following scheme was examined to separate MeSiCl_3 and Me_2SiCl_2 :

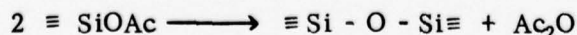


Acetoxylation (a) proceeded smoothly and a single fractional distillation (b) reduced the trifunctional content to about 0.02 mole % but conversion of the acetoxy-silane to chlorosilane with PCl_5 (C-1) was complicated by the appearance of PCl_3 in the system possibly from thermal decomposition, $\text{PCl}_5 \longrightarrow \text{PCl}_3 + \text{Cl}_2$. Since PCl_3 (b. p. 76°C) is very difficult to separate from Me_2SiCl_2 , ozonation was used to convert it to POCl_3 . All but a trace of PCl_3 was converted to POCl_3 but even repeated ozonations were unsuccessful in attacking this recalcitrant portion.

An alternate method of conversion from acetoxy- to chlorosilane has been devised in which less than stoichiometric amounts of thionyl chloride are reacted as in



with tertiary alkyl phosphine or amine catalysts; this reaction proceeds nearly to completion at ambient temperatures in a few minutes. When less than stoichiometric proportions of SOCl_2 are used, further heating at reflux for one hour reduces residual SOCl_2 to undetectable levels. This method gave Me_2SiCl_2 containing approximately the same amount of MeSiCl_3 as the starting Me_2SiCl_2 used to prepare $\text{Me}_2\text{Si}(\text{OAc})_2$. The $\text{Me}_2\text{Si}(\text{OAc})_2$ was distilled at reduced pressure to minimize thermal elimination of acetic anhydride by the reaction:

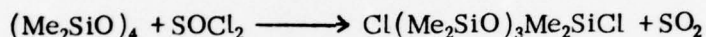


Apparently separation of $\text{MeSi}(\text{OAc})_2$ was not achieved under these conditions. Success in purification of Me_2SiCl_2 by other means led to termination of this effort.

3. Via (Me₂SiO_{3,4})

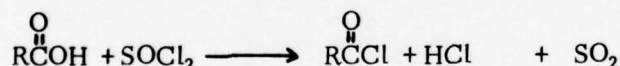
In the industrial preparation of the high molecular weight dimethylsiloxane polymers which are the basis of silicone elastomers, trifunctional silicon compounds are removed by hydrolysis and condensation of the crude Me₂SiCl₂ to form a mixture of siloxane oligomers which are then subjected to a catalyzed siloxane rearrangement at elevated temperature and reduced pressure. Once low boiling components have been taken over, the rearranging mass forms cyclic dimethylsiloxanes, chiefly trimer and tetramer, which are continuously distilled over while the higher boiling branched material containing the trifunctional silicon units remains behind. The cyclic siloxanes produced in this way normally contain trifunctional silicon at the 10⁻³ mole % level or less. Thus, if a scheme could be devised for converting the cyclosiloxanes back to Me₂SiCl₂, it was expected that monomer at the desired purity level would result.

Thionyl chloride in the presence of basic nitrile, phosphine or amine catalysts is known to cleave dimethylcyclosiloxanes by reductive halogenation to form linear chloro terminated siloxane oligomers, e. g.



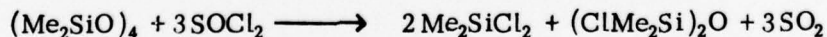
and formation of small amounts of Me₂SiCl₂ with prolonged reaction times have been noted (2). It was therefore decided to look for more potent catalysts that would not only produce ring opening but also promote further attack on the linear oligomers.

In considering this approach, it was also necessary to deal with the problem of separating Me₂SiCl₂ and unreacted SOCl₂ since these materials boil only 8.7°C apart. It was decided to use a high boiling carboxylic acid to decompose unreacted SOCl₂ according to



and adipic acid was chosen for initial trials. This produced an unexpected but desirable intensification of reaction as described later.

Nine candidate catalysts including hexamethylphosphoric triamide (HMPA), triethylphosphine, and ferric chloride were screened. Those listed produced 51.3, 22.0 and 64.8 mole % yields of Me₂SiCl₂ respectively under roughly comparable conditions. With HMPA or FeCl₃ catalysts, the reaction appears to proceed as in



and beyond this stage slows considerably probably because the disiloxane (ClMe₂Si)₂O is more resistant to attack.

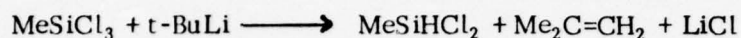
Where unreacted SOCl₂ was present, distillation produced Me₂SiCl₂ containing appreciable amounts of contaminating SOCl₂ as anticipated. When adipic acid was added to a FeCl₃ catalyzed reaction mixture before distillation, residual SOCl₂ was rapidly destroyed and surprisingly the contained yield of Me₂SiCl₂ rose from 51.6 mole % to 64.8 mole %.

G.C. analysis indicated heavy contamination of Me₂SiCl₂ even after fractional distillation. Contamination prevented determination of MeSiCl₃ content. This approach was dropped when success was achieved by other methods.

The MeSiCl_3 content of EtMeSiCl_2 was found to be about 70 ppm. MeSiCl_3 was not detected in the other monomers. Impurity identification of these monomers is in progress using g. c. - mass spectroscopic methods.

2. t-BuMeSiCl₂

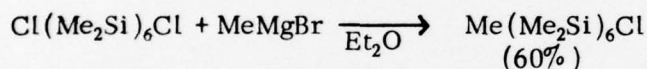
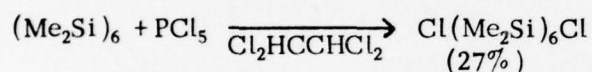
Preparation of t-BuMeSiCl₂ by reaction of t-BuLi and MeSiCl_3 resulted in crude products containing silanic hydride (SiH) probably by side reactions of the type:



Reactions of this sort have been reported (3). Distilled yields of t-BuMeSiCl₂ were low (10-30%) with yields of accompanying SiH containing material running typically at 50-60%. Further work will attempt to reduce side reactions and improve yields.

3. $\text{Cl}(\text{Me}_2\text{Si})_6\text{Cl}$ and $\text{Me}(\text{Me}_2\text{Si})_6\text{Cl}$

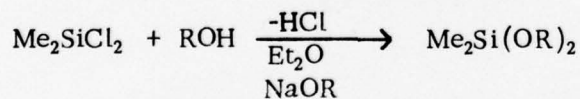
The compounds $\text{Cl}(\text{Me}_2\text{Si})_6\text{Cl}$ and $\text{Me}(\text{Me}_2\text{Si})_6\text{Cl}$ were prepared by methods reported in the literature (4, 5) by the following reactions:



These compounds were purified by fractional distillation and analyzed by g. c.

4. $\text{Me}_2\text{Si}(\text{OEt})_2$ and $\text{Me}_2\text{Si}(\text{OBu})_2$


The dimethyldialkoxy silanes were prepared by vacuum esterification of Me_2SiCl_2 with the appropriate alcohol followed by addition of the appropriate sodium alkoxide to drive the reaction to near completion.



The silane esters were purified by fractional distillations. These compounds were used in probing the mechanism of purification of the Me_2SiCl_2 - Et_2O distillation.

5. $\text{Me}_2\text{Si}(\text{NR}_2)_2$

Various dimethyl alkylaminosilanes (NR_2 = dimethyl amino, dipropylamino, piperidyl, morpholino) were prepared by addition of excess amine to a Me_2SiCl_2 solution at -30° :



The amine hydrochloride byproduct was removed by filtration and the dimethylalkyl-aminosilane was purified by fractional distillation. These compounds were used in probing the mechanism of purification of the Me_2SiCl_2 - Et_2O distillation.

6. Me_2SiBr_2 Via $(\text{Me}_2\text{Si})_6$

Cleavage of the cyclic hexasilane $(\text{Me}_2\text{Si})_6$ with bromine was examined briefly as an approach to high purity Me_2SiBr_2 at $\text{Br}_2/(\text{Me}_2\text{Si})_6$ mole ratios from 10 to 1 at room temperatures from -45°C to $+30^\circ\text{C}$ and at reflux in n-hexane. In all instances a mixture of α , ω -dibromosilanes was formed. The reaction was complicated by a side reaction of bromine with the solvent apparently catalyzed by U. V. from laboratory fluorescent lights. Further trials with less susceptible solvents such as CBr_4 and CF_2Br_2 were deferred.

E. Experimental

1. $\text{Me}_2\text{SiCl}_2/\text{MeSiCl}_3$ Analysis

Gas chromatography was performed using a Hewlett-Packard 5734A gas chromatograph fitted with a $1/8''$ O. D. x 20 ft column. The column packing was 30% DCLSX on chromasorb W. Operating conditions were as follows:

Injection temperature - 200°C
 Detector temperature - 200°C
 Oven temperature - $50^\circ\text{C} + 8^\circ \text{ min}^{-1}$ (to 180°C)
 T. C. Detector current - 175 ma
 Carrier gas - 30 psi He
 Flow rate - $20 \text{ cc} \cdot \text{min}^{-1}$
 Attenuation - X 1

Using these conditions the smallest concentration of MeSiCl_3 which could be measured was about 10 ppm. The area of the MeSiCl_3 peak was calibrated vs. prepared MeSiCl_3 standards. Retention times for components of Me_2SiCl_2 samples are reported as follows:

Hydrocarbon	9 min
Hydrocarbon	10 min
Hydrocarbon	11 min
MeSiCl_3	12.5 min
Me_2SiCl_2	13.0 min

2. Dimethyldiacetoxysilane

In a 1000 ml flask equipped with a teflon stirbar, 18" helipac filled heated distillation column, stillhead, and N_2 inlet, combine 302 ml Me_2SiCl_2 (2.5 mole) and 566 ml acetic anhydride (6.0 mole). With the column heater off, reflux the reaction mixture over-

night. Distill off the acetyl chloride slowly until the boiling point of the distillate reaches 75°C. About 335 ml of distillate will be collected. Set up the apparatus for vacuum distillation and turn on the column heaters. Distill at 150 mm-Hg pressure. The initial cut to 119°C was discarded. Collect a cut of $\text{Me}_2\text{Si}(\text{OAc})_2$ boiling at 119°C at 150 mm. Yield: 153 g (34.8%).

3. Chlorination of $\text{Me}_2\text{Si}(\text{OAc})_2$ with PCl_5

685 g PCl_5 (3.3 mole) is placed in a 1000 ml flask equipped with a 250 ml addition funnel, reflux condenser and N_2 inlet. 232 g $\text{Me}_2\text{Si}(\text{OAc})_2$ (1.32 mole) is added dropwise. After the addition is complete the reaction mixture is refluxed for 6 hrs. The solution is distilled through a 45 cm helipac column and a cut boiling 65-75°C is collected containing Me_2SiCl_2 and PCl_3 .

This solution is transferred to a 200 ml 3-neck flask equipped with a dry ice condenser and subatant gas inlet tube. The solution is chilled to -50°C and a stream of O_3 in O_2 from a Welsbach O_3 generator is passed thru the solution until the blue O_3 color persists. O_3 generation is shut off and when the blue color vanishes the O_2 gas stream is shut off.

The solution is warmed to room temperature then distilled thru a 24" helipac column. A fraction is collected with the b. p. 70.2°C. G.C. shows this fraction contains about 1% PCl_3 , and about 0.2% AcCl .

A second ozonation followed by distillation reduces the PCl_3 level to about 0.1%.

4. Chlorination of $\text{Me}_2\text{Si}(\text{OAc})_2$ with Cl_2SO

To a solution of 125 ml $\text{Me}_2\text{Si}(\text{OAc})_2$ (0.75 mole) and 4 ml Bu_3P in a 250 ml flask equipped with an addition funnel and a reflux condenser with N_2 inlet, add 97 ml Cl_2SO (1.35 mole) dropwise. After the addition is complete reflux 1 hr. Distill the reaction mixture at a rate of about 20 ml-hr⁻¹ thru a 24" helipac column. Discard the AcCl and the transition cut until the stillhead temperature stabilizes at 70.1°C. A cut is taken at 70.1°C.

The distilled product contained MeSiCl_3 in quantities similar to unpurified Me_2SiCl_2 (100-200 ppm).

5. Chlorination of $(\text{Me}_2\text{SiO})_4$ with Cl_2SO

In a 200 ml flask equipped with addition funnel and reflux condenser with N_2 inlet is placed 77 ml $(\text{Me}_2\text{SiO})_4$ (0.25 mole), 4.0 g FeCl_3 and 3.0 g adipic acid. 65 ml Cl_2SO (0.90 mole) is added dropwise with stirring. The solution is then refluxed 3 hrs. After 3 hrs. the reaction is about 70% complete as shown by g. c. 1.5 g addition adipic acid is added and reflux continued 1.5 hr. The mixture is distilled thru a 24" helipac column. The first 10 ml is discarded. A fraction of about 21 g (18%) of Me_2SiCl_2 is collected at 70.4°C. Analysis (g. c.) of the pot residue showed additional Me_2SiCl_2 in the undistilled reaction mixture.

Analysis (g. c.) showed the MeSiCl_3 content to be significantly greater than in starting Me_2SiCl_2 (200-300 ppm) at the time of this experiment. The analytical methods had not been developed to the point where accurate values could be assigned to MeSiCl_3 concentrations.

A similar reaction was run using 22 ml hexamethyl phosphoramide in place of the FeCl_3 -adipic acid catalyst. A yield of 56 g of Me_2SiCl_2 (43%) was collected. MeSiCl_3 analysis was not possible on this sample due to contamination by a number of unknown materials with retention times similar to MeSiCl_3 and Me_2SiCl_2 .

6. Chlorination of $(\text{Me}_2\text{Si})_6$ with Cl_2SO_2

In a 50 ml flask equipped with addition funnel and a reflux condenser with N_2 inlet is placed 7.0 g $(\text{Me}_2\text{Si})_6$ (0.02 mole). 16 ml Cl_2SO_2 (0.20 mole) is added dropwise. The reaction mass refluxed rapidly. Upon cooling the reaction is heated at reflux for 17 hrs and cooled. 0.2 g pyridine is added to decompose residual Cl_2SO_2 and the solution refluxed for 30 min. The mixture is fractionated through a 12" glass helix column. After a short forerun, a fraction 1.9 g (12%) is collected b. p. 70.0°C . This material was heavily contaminated by materials boiling close to Me_2SiCl_2 and MeSiCl_3 analysis could not be carried out.

7. Me_2SiCl_2 Purification by Partial Hydrolysis

302 ml Me_2SiCl_2 (2.5 mole) in a 500 ml flask equipped with a mechanical stirrer, reflux condenser with N_2 inlet and addition funnel is cooled to 0°C . With rapid stirring 13.5 ml H_2O (0.75 mole) (30% hydrolysis) is added dropwise over 2 hrs. Me_2SiCl_2 is stripped out of the solution under vacuum at 0°C using a dry ice -propanol bath to cool the receiving flask. The Me_2SiCl_2 is fractionated through a 12" helipac column. The first 20 ml is discarded and 119 g (37%) of Me_2SiCl_2 collected.

Similar reactions were run from -40°C to $+70^\circ\text{C}$ with 15 to 30% hydrolysis. Dioxane and ethylene glycol were used as carrier solvents for the H_2O .

All experiments showed MeSiCl_3 levels similar to or greater (about 2X) than those of unpurified Me_2SiCl_2 (about 200 ppm).

8. Me_2SiCl_2 - Et_2O Codistillations

A mixture of 190 ml Me_2SiCl_2 (300 ppm MeSiCl_3) and 100 ml Et_2O is distilled through a 45 cm lime glass bead column at a rate of about 25 ml-hr^{-1} . The Et_2O (35°C) and transition (35 - 70.0°C) cuts are discarded and three fractions collected. The MeSiCl_3 levels as analyzed by g. c. are:

<u>Cut</u>	<u>B. P. ($^\circ\text{C}$)</u>	<u>Yield</u>	<u>MeSiCl_3 (ppm)</u>
1	70.0 - 70.2	43 g (22%)	138 ppm
2	70.2	39 g (22%)	60 ppm
3	70.2	43 g (24%)	18 ppm

Similar results have been observed for codistillations using 20% Et₂O or 4% Me₂Si(OEt)₂.

Similar distillations without a source of the (EtO)₂ group have never produced a cut of Me₂SiCl₂ containing less than 90-100 ppm MeSiCl₃.

9. EtMeSiCl₂

200 g EtMeSiCl₂ (Petrarch) is distilled thru a 45 cm glass bead packed column under N₂. The distillation is run at total reflux for 30 min until the head temperature stabilizes at 75°C. Distillate is collected at a rate of 30 ml-hr⁻¹ and a transition cut boiling over the range 75-100°C collected until the still head temperature stabilizes at 100.0°C. A cut of EtMeSiCl₂ is collected at 100.0°C, yield 106g (53%).

Analysis by g. c. indicates a MeSiCl₃ content of 70 ppm.

10. Me n-PrSiCl₂

200 g Me n-PrSiCl₂ (Petrarch) is distilled thru a 45 cm glass bead packed column under N₂. The distillation is run at total reflux for 1 hr until the still head temperature stabilizes at 115°C. Distillate is collected at a rate of 50 ml-hr⁻¹, and a transition cut is collected over the range 115-125°C until the still head temperature stabilizes at 125.0°C. A cut of MePrSiCl₂ is collected at 125.0 - 125.5°C, yield 115 g (58%).

Gas chromatography showed this sample to contain less than 100 ppm MeSiCl₃ or MeHSiCl₂ although an absolute determination could not be done at the time the distillation was run.

11. t-Bu MeSiCl₂

In a two liter flask equipped with mechanical stirrer, addition funnel and reflux condenser with N₂ inlet is placed 350 ml MeSiCl₂ (3.0 mole). 2.0 mole t-BuLi in 850 ml n-pentane (Ventron) is added dropwise with stirring over 2 hrs. The rate of addition is adjusted to maintain a mild reflux. The solution is allowed to stand overnight, then vacuum filtered under N₂ to remove LiCl. The solution is fractionally distilled thru a 45 cm column filled with beryl saddles to remove n-pentane, unreacted MeSiCl₃ and all components boiling to 120°C. After cooling, the pot residue is transferred to a 250 ml flask. The reaction mixture is then distilled through a 20 cm heated Vigreux column and a heated still head to prevent solidification of the product. A transition cut boiling, 115-134°C, is discarded. A cut with the boiling range 134-7°C is collected, yield 79 g (23%).

Analysis by g. c. showed considerable impurities, among those present were t-BuHSiCl₂. Purity was 96%.

Redistillation thru a heated 30 cm nichrome ring filled column gave a product with 99.0% purity.

Analysis of the pot residue of the above reaction showed about a 60% yield of higher boiling materials containing considerable SiH.

12. $\text{Cl}(\text{Me}_2\text{Si})_6\text{Cl}$ (4)

Using a procedure described by Gilman and Inoue (4), 71 g (Me_2Si)₆ (0.20 mole) dissolved in 300 ml 1,1,2,2-tetrachloroethane is placed in a 1000 ml flask equipped with a magnetic stir bar and a reflux condenser with N₂ inlet. 56 g PCl₅ (0.26 mole) is added to the flask and the mixture heated rapidly to reflux. The solution is refluxed nine minutes, then cooled. The solvent and volatile fractions are stripped off using a rotary evaporator. The oily residue was then distilled thru a heated 12" Vigreux column at about 1 mm-Hg. A cut collected between 60-120°C is discarded, then solid unreacted (Me_2Si)₆ begins to build up in the still head. The reaction is shut down, the still head washed out with pentane, and a heating tape applied to the still head to prevent solidification of products. The cut boiling from about 140-165°C is discarded. A cut with the boiling range 165-174°C is collected, yield 27 g (32%).

This product was shown to be 99.2% pure by g.c. containing about 0.8% unreacted (Me_2Si)₆.

13. $\text{Me}(\text{Me}_2\text{Si})_6\text{Cl}$ (5)

This material is prepared by a modification of procedure reported by Boberski and Allred (5). A solution of 18.5 g $\text{Cl}(\text{Me}_2\text{Si})_6\text{Cl}$ in 100 ml anhydrous Et₂O is put into a 200 ml flame dried flask equipped with subambient thermometer, reflux condenser and addition funnel. The solution is chilled to 0°C and 0.04 moles of CH₃MgI in 14 ml Et₂O added dropwise with stirring over 1 hour. The solution is stirred for 30 min at 0°C then refluxed for 30 min. The solution is evaporated in a rotary evaporator. The oily solid is taken up in 100 ml hexane, gravity filtered and evaporated to yield a clear oil. The oil is distilled through a 12" Vigreux column at about 1 mm-Hg. A cut boiling 145-172°C is collected. Yield 8.98g.

Gas chromatography showed this material to be 63.3% $\text{Me}(\text{Me}_2\text{Si})_6\text{Cl}$, 21.1% $\text{Me}(\text{Me}_2\text{Si})_6\text{Me}$, and 12.4% (Me_2Si)₆. The material was used with no further attempt to purify it.

14. $\text{Me}_2\text{Si}(\text{OEt})_2$

In a 250 ml flask equipped with an addition funnel and a reflux condenser with N₂ inlet is placed 121 ml Me_2SiCl_2 (1.0 mole). 129 ml EtOH (2.2 mole) is added dropwise over 30 min. The solution is refluxed 3 hours. A solution of 0.05 mole EtONa in 60 ml EtOH is added and the solution stirred overnight. Additional 0.025 mole EtONa is added in 30 ml EtOH and the solution stirred 3 hours. The mixture is then fractionally distilled through a 45 cm column filled with Raschig rings. A cut of $\text{Me}_2\text{Si}(\text{OEt})_2$, b. p. 113.0-113.5°C is collected. Yield 23.4 g (16%).

G.C. showed this product to be 99.6% pure containing 0.4% ($\text{Me}_2\text{SiCl}(\text{OEt})$).

15. Me₂Si(OBu)₂

A procedure similar to that for Me₂Si(OEt)₂ was followed using 151 ml Me₂SiCl₂ and 263 ml 1-butanol. The product was distilled thru a Vigreux column at 40 mm-Hg pressure b. p. 103-106°C, then redistilled through a 12" glass bead column at 100 mm-Hg. A fraction is collected boiling at 118.5-119.5°C, yield 106 g (59%).

The product was 98.1% pure containing 1.9% Me₂SiCl(OBu).

16. Me₂Si(NMe₂)₂

In a 2000 ml flask equipped with mechanical stirrer and N₂ inlet a solution of 315 g Me₂NH (7.0 mole) in 1000 ml n-pentane is cooled to -40°C. 152 ml Me₂SiCl₂ (1.25 mole) is added dropwise with stirring, the mixture stirred at -30°C for 30 min following addition, then allowed to warm to ambient temperature slowly. The dimethyl ammonium chloride is removed by vacuum filtration under N₂. The filtered solid is washed with 1000 ml fresh pentane. The solutions are combined and evaporated to yield a yellow oil which is fractionally distilled through a 45 cm glass bead filled column b. p. 127.5°-128°C, yield 81 g (44%).

G.C. showed this material to be 99+% pure.

17. Me₂Si(NPr₂)₂

Using a similar procedure as described for Me₂Si(NMe₂)₂, 70 ml Me₂SiCl₂, and 410 ml Pr₂NH in 400 ml pentane gave 63 (42%) Me₂Si(NPr₂)₂, b. p. 160-3°C at 60 mm-Hg in 99+% purity.

18. Me₂Si(Piperidyl)₂

Using a similar procedure as described for Me₂Si(NMe₂)₂, 70 ml Me₂SiCl₂ and 295 ml piperidine ~~gave~~ⁱⁿ 400 ml pentane yielded 42 g Me₂Si(Piperidyl)₂, b. p. 153°C at 40 mm-Hg in 97% purity.

19. Me₂Si(Morpholino)₂

Using a similar procedure as described for Me₂Si(NMe₂)₂, 70 ml Me₂SiCl₂ and 261 ml morpholine in 400 ml pentane gave 29 g of Me₂Si(Morpholino)₂ b. p. 149-150°C at 20 mm-Hg in 94% purity.

II. POLYMERIZATIONSA. (Me₂Si)₆

(Me₂Si)₆ was prepared by a number of published methods (6,7). The preferred method was cyclization of Me₂SiCl₂ with NaK in THF which was reported to us by West and Wojnowski (8). This method gave (Me₂Si)₆ in 58% yield and 99.8+% purity.

B. (EtMe₂Si)₆

Reaction of EtMeSiCl₂ in dilute THF solution with excess NaK alloy yielded a distillable material believed to be the cyclic hexasilane in about 30% yield. Further analysis has shown this material to contain on the average one SiH and one -SiCH₂Si- per molecule of cyclic.

The cyclic (EtMeSi)₆ has been prepared by rearrangement of (EtMeSi)_x with K-napthalide. Further details will be discussed in future reports.

C. Permethylpolysilane Oligomers

Permethylpolysilane oligomers, Me(Me₂Si)_nMe, where n=12, 18, 24 were prepared by K (metal) coupling of Me(Me₂Si)₆Cl and Cl(Me₂Si)₆Cl in heptane by a modification of the procedure reported by Boberski and Allred (9). These oligomers were used as reference standards in thermal analysis and gel permeation chromatographic analysis experiments.

D. Alkali Metal Coupling of Me₂SiCl₂

1. Autogenous Pressure Reactions

The first reported preparations of polydimethylsilylenes employed coupling of dimethyldichlorosilane by reaction with molten sodium in benzene solvent (5). In order to retain monomer and solvent, both of which boil below the melting point of sodium at atmospheric pressure, the reaction was conducted in an autoclave under autogenous pressures.

This method was examined in several trials which employed Me₂SiCl₂, sodium and purified n-octane as solvent in 300 ml rocking autoclave. At 140°C, tan to white octane insoluble powders were obtained. Yields were not substantially increased by extended reaction times and were, for example, 58.7 mole % at 5 hours and 60.1 mole % after 29 hours.

At this point, no further work with this method is planned in view of the more convenient atmospheric pressure method described below.

2. Atmospheric Pressure Reactions

Me₂SiCl₂ was reacted with a freshly prepared Na dispersion in octane in a flame dried flask in a dry N₂ atmosphere. The reaction vessel is equipped with an efficient condenser since the reaction does not proceed until the melting point of Na is reached. Reflux for 24 hr yields a blue solid. The color has been shown to be caused by traces of excess Na in the by-product NaCl. The crude polymer was worked up by addition of ethanol: acetic acid followed by THF, EtOH, 10% aqueous NaHCO₃, and H₂O washes. Yields of the polymer are typically 70-90% containing less than 0.4% SiO.

E. Base Catalyzed Silane Rearrangements

1. Background

Carberry and West reported the rearrangement of crude polydimethylsilylenes catalyzed by sodium naphthalide in THF to give good yields of $(\text{Me}_2\text{Si})_6$ (7). It is reasonable to assume that a ring-chain equilibrium is involved here with the ring form greatly favored by the presence of a good solvent. In absence of solvent, it is quite likely that the equilibrium will be shifted toward the chain form and the point of interest is whether that shift will be large enough to be useful in the formation of linear polymer.

2. Na/HMPA Catalyst

Some range finding experiments have been made to determine whether solutions of sodium in hexamethylphosphoric triamide (HMPA) would catalyze silane rearrangement and if so what problems might be encountered. Both crude polydimethylsilylene and $(\text{Me}_2\text{Si})_6$ are essentially insoluble in HMPA alone but are rapidly dissolve in Na/HMPA solutions with a distinctive color change of the solution from blue to red. The red solution color is rapidly discharged to colorless or faint yellow by reagents such as methanol or water with evolution of a gas. After discharge with water, no ether soluble material could be found, indicating that the polysilane had been completely converted to water soluble material. When the red solution was discharged with methanol rather than water, a species believed to be $\text{Me}_2\text{Si}(\text{OMe})_2$ was detectable in the reaction mixture. This suggests that water quenching may have formed silanolate salts, such as $\text{Me}_2\text{Si}(\text{ONa})_2$, which are very water soluble. Further experiments along these lines suggest that methoxide ion formed in methanol quenching leads to extensive attack on Si-Si bonds and rapid conversion to methoxy silane esters. Thus, work-up procedures involving weaker bases may be needed. Experiments employing quenching agents such as PhMe_2SiCl are in progress. Here it is expected that the weaker chloride ion will not attack the polysilane linkages so readily. Once a suitable technique has been developed, we will proceed to examine rearrangements under conditions which favor chain formation as much as possible.

3. Na Napthalide Catalyst

Reaction of $(\text{Me}_2\text{Si})_6$ with a trace of Na-napthalide in THF, followed by removal of THF in vacuo and long equilibration of the solid before termination with H_2O yielded only $(\text{Me}_2\text{Si})_6$ containing a trace of napthalene. These results seem to indicate either (a) rearrangement of $(\text{Me}_2\text{Si})_x$ to $(\text{Me}_2\text{Si})_6$ by a Na/Napthalide catalyst does not proceed by an equilibrium process or (b) if the rearrangement does occur by an equilibrium process the formation of cyclic is favored so strongly that the reverse reaction is not detectable.

F. Development of Effective Me₃Si- Chain Termination

Initial experiments in Na coupling in refluxing octane of Me₂SiCl₂ containing 4-20 mole-% of Me₃SiCl showed that the chain terminating monomer was not coupling efficiently. Low yields of CCl₄ and cyclohexane soluble polymers with molecular weights of 600-1500 (estimated by nmr) were isolated and DTA examination of the higher polymer fraction showed a decrease in melting endotherms from 390°C to about 300°C.

The reaction of Me₃SiCl with Na in refluxing octane gives poor yields (< 5%) of Me₃SiSiMe₃. By contrast the use of K or NaK gives 80% or greater yield of Me₃SiSiMe₃. Effective incorporation of Me₃Si was achieved by use of NaK or K in place of Na metal in the polymerization reaction.

A series of polymers have been prepared using Me₂SiCl₂ containing 2, 4, 8, 12.5 and 20 mole % Me₃SiCl with NaK alloy and n-hexane. Evaluation by D. S. C. indicates that as the % Me₃SiCl used increases, the characteristics of the polymer change indicating that some modification of the final polymer is occurring.

When the solution properties of these endblocked polymers were measured in perhydrofluorene at 2% concentration, the following observations were made:

1. Polydimethylsilane prepared without endblocker dissolves around 220°C and precipitates around 211°C.

2. As the concentration of endblocker used increases from 2 to 20%, the temperature at which the polymer was completely dissolved decreased to 205°C. The polymers appeared to dissolve slowly as temperature increased starting at about 155° - 160°C. Dissolving of polymer prepared without endblocker occurred at much higher temperatures over the range 215 - 225°C. This suggests that as endblocker concentration increases, the polydispersity of molecular weight distribution in the polymer increases. Solubility properties are discussed further under Characterization.

3. The SiO content of the polymers produced was in the range of 0.5-0.7%.

It was concluded that the Me₃SiCl was being incorporated into the polymer. Quantitative measurements of the effectiveness of Me₃SiCl endblocking will be made pending development of a method for molecular weight determination.

G. EtMeSi/Me₂Si Copolymers

Copolymerizations of mixtures of Me₂SiCl₂ and EtMeSiCl₂ by Na (metal) coupling in n-octane produced polysilanes which were shown to contain -EtMeSi- units by I-R analysis. Copolymer compositions are given in Table II. Further characterization by I-R indicated the presence of SiH in these compounds. The tendency of (EtMeSi) units to form SiH is presently being examined and will be discussed in a future report. Percent SiO was typically less than 0.8%.

H. MePrSi/Me₂Si Copolymers

Copolymerizations of mixtures of Me₂SiCl₂ and Me n-PrSiCl₂ by Na (metal) coupling in n-octane produced polysilanes which were shown to contain Men-PrSi units by I. R. Reaction mixtures containing greater than 30 mole % Me n-PrSiCl₂ yielded only soluble products, in other words, no precipitated polymer was recovered from the reaction mixture. Development of methods to work up these soluble products is in progress and will be discussed in a future report.

I. Experimental

1. (Me₂Si)₆ (8)

In a flame dried 5000 ml flask equipped with a mechanical stirrer, addition funnel, and reflux condenser with N₂ inlet, 92 g Na, 500 g K, and 3200 ml of fresh THF were refluxed with stirring until a homogenous NaK alloy formed. The suspension was cooled, and 970 ml Me₂SiCl₂ was added dropwise over 6 hrs at a rate so that reflux was maintained. The reaction mixture was refluxed for 24 hrs. The solution was cooled and 100 ml 50% aqueous acetic acid was added dropwise with stirring, carefully, to consume excess NaK alloy. After addition the mixture which now was a blue paste was split into two portions and each portion was poured into a 4000 ml beaker. 1000 ml H₂O was added to each portion. The organic layer of each portion was set aside. The aqueous solutions were combined and were extracted with 3 x 1000 ml n-pentane. The pentane extracts were combined with the organic solutions from above, and the combined solution was washed with 2000 ml cold H₂O. The organic solution was evaporated to yield a solid which was dissolved in 1000 ml n-pentane and filtered to remove polymer. The solution was evaporated to yield 379 g (82%) of crude product.

The crude (Me₂Si)₆ was recrystallized from hot 360 ml THF + 2840 ml - 95% ethanol. The crystals were collected by vacuum filtration, washed with 200 ml cold methanol and dried in vacuum. Yield: 247 g.

The recrystallization solution was evaporated to yield a white solid which was recrystallized from 60 ml THF + 400 ml 95% EtOH. Yield: 59 g.

The (Me₂Si)₆ was then combined and recrystallized from hot 300 ml THF + 2400 ml 95% ethanol. The product was collected by vacuum filtration and dried in vacuo. Yield: 268 g (58%).

This product was analyzed by IR, NMR, and g. c. and was shown to be 99.8+% pure.

2. Me(Me₂Si)_n Me ; n = 12, 18, 24 (9)

In a 200 ml flame dried flask equipped with mechanical stirrer and reflux condenser with N₂ inlet were put 5.7 g (Me(Me₂Si)₆Cl) and 5.96 g Cl(Me₂Si)₆Cl in 100 ml heptane, and 1.7 g K. The solution was refluxed with stirring 18 hours, then cooled, and 0.012 moles MeMgI in 4.0 ml Et₂O was added. The solution was refluxed for 30 min. then

cooled. A solution of 40 ml 50% aqueous acetic acid was added dropwise with stirring. The mixture was poured into a 500 ml separatory funnel, 100 ml hexane was added and the organic suspension was washed with 200 ml 10% aqueous NaHCO_3 , followed by 2 x 250 ml H_2O . The organic layer was then evaporated to yield a white solid.

The white solid was extracted with 200 ml hot hexane and the suspension filtered. The solid was set aside (A). The hexane solution was chilled in ice to 5°C and stirred over 10 ml conc. H_2SO_4 for 20 min. The hexane solution was decanted, washed with 4 x 200 ml H_2O , filtered thru CaSO_4 and evaporated to yield a white solid.

The white solid was stirred in 150 ml hot ethanol and was filtered hot. The solid ($\text{Me}(\text{Me}_2\text{Si})_{18}\text{Me}$) was set aside. The solution was concentrated to yield a solid which was recrystallized twice from 30 ml hot ethanol to yield 0.29 g (2.9%) of $\text{Me}(\text{Me}_2\text{Si})_{12}\text{Me}$. The material was characterized by IR, and DSC (mp 150°).

The crude $\text{Me}(\text{Me}_2\text{Si})_{18}\text{Me}$ was recrystallized from hot 100 ml hexane + 100 ml ethanol. The solid was collected by filtration. Yield: 0.25 g of $\text{Me}(\text{Me}_2\text{Si})_{18}\text{Me}$ identified by IR and DSC (mp 197°).

The solid set aside above (A) was stirred in 100 ml hot CCl_4 and filtered. The solution was cooled and 200 ml ethanol was added. The white precipitate was collected by filtration. The crude $\text{Me}(\text{Me}_2\text{Si})_{24}\text{Me}$ was dissolved in 20 ml hot CCl_4 and 20 ml ethanol was added. The precipitated $\text{Me}(\text{Me}_2\text{Si})_{24}\text{Me}$ was collected by filtration and was dried in vacuo. Yield: 0.26 g of $\text{Me}(\text{Me}_2\text{Si})_{24}\text{Me}$ identified by IR and DSC (mp 218°).

The insoluble polymer was set aside and dried. Yield: 2.71 g.

3. $\text{-(Me}_2\text{Si)-}_x$

In a flame dried 250 ml flask equipped with addition funnel, mechanical stirrer, and reflux condenser with dry N_2 inlet reflux 11.5 g Na (0.50 mole) in 110 ml n-octane for 15 min and cool. Add 20.2 ml Me_2SiCl_2 and reflux for 18-24 hrs. Cool the mixture and add 50 ml acetic acid + 50 ml ethanol dropwise and stir 1 hr. Collect the solid by vacuum filtration. Wash the solid with 200 ml THF, followed by 200 ml ethanol. The organic solution and wash is set aside.

The blue solid collected above is then agitated in a Waring blender successively with 300 ml H_2O , 300 ml 10% aqueous NaHCO_3 , then 300 ml H_2O . The flocculant white precipitate is collected by vacuum filtration, and dried in vacuo over P_2O_5 for at least 2 days. Typical yield: 11.6 g (80%) of a fine white solid containing less than 0.5% SiO .

The organic solution above is extracted with 300 ml H_2O , 300 ml 10% aqueous NaHCO_3 and 300 ml H_2O . The organic solution was filtered thru CaSO_4 and evaporated to yield silanic oils which were shown by IR and g. c. to be a complex mixture of (Me_2Si) and (Me_2SiO) units.

4. (Me₃Si) endblocked (Me₂Si)_x

Using the reaction mixtures given in the table below, (Me₃Si)-endblocked -(Me₂Si)_x was prepared using the procedure reported for (Me₂Si)_x.

<u>(% Me₃Si)</u>	<u>Me₂SiCl₂</u>	<u>Me₃SiCl</u>	<u>Na</u>	<u>K</u>	<u>n-Hexane</u>
2	23.9 ml	0.5 ml	3.7 g	9.4 g	100 ml
4	23.7 ml	1.0 ml	3.7 g	9.4 g	100 ml
8	23.2 ml	2.1 ml	3.7 g	9.4 g	100 ml
12.5	22.6 ml	3.4 ml	3.7 g	9.4 g	100 ml
20.0	21.5 ml	5.6 ml	3.7 g	9.4 g	100 ml

Yields of precipitated (Me₂Si)_x ranged from 70% to about 40% as the Me₃Si content increased. These materials were examined by IR and DSC and will be discussed further under characterization.

Soluble dimethyl silane oligomers were collected from the organic solutions and were also characterized as above.

5. EtMeSi-Me₂Si Copolymers

Using the reaction mixtures given in the table below various (EtMeSi-Me₂Si) copolymers were prepared using the procedure discussed for (Me₂Si)_x.

<u>%(EtMeSi)</u>	<u>Me₂SiCl₂</u>	<u>EtMeSiCl₂</u>	<u>Na</u>	<u>Octane</u>
0	30.2 ml	---	11.5 g	110 ml
10	27.2 ml	3.4 ml	11.5 g	110 ml
30	21.2 ml	10.2 ml	11.5 g	110 ml
50	15.2 ml	17.0 ml	11.5 g	110 ml
80	6.0 ml	27.0 ml	11.5 g	110 ml
100	---	33.8 ml	11.5 g	110 ml

The products were worked up in a manner similar to (Me₂Si)_x and the white solids were characterized by IR, DSC, and solubility.

III. CHARACTERIZATIONS

A. Infrared Spectroscopy

Polysilane samples were characterized as KBr wafers by infrared spectroscopy. The SiO content of polysilanes was determined using the 1035-1040 cm⁻¹ absorption band which is characteristic of the SiO moiety. The best polysilane samples prepared contained less than 0.5% SiO (dimethyl silicone = 100%).

Infrared absorption spectra of the EtMeSi/Me₂Si copolymers displayed bands at 1455, 1020, and 945 cm⁻¹ attributed to the EtMeSi moiety. Concentrations of -EtMeSi- units in the copolymers were calculated using the relative intensities of the 945 cm⁻¹ absorption band (Table II).

The presence of SiH in some polysilanes was detected by a fairly strong absorption band around 2100 cm⁻¹. Further investigations to determine the source of the SiH are in progress.

B. Solubility of (Me₂Si)_x and (EtMeSi/Me₂Si)_x

The homopolymer (Me₂Si)_x, not surprisingly, was found to be insoluble in common solvents at ambient temperatures.

Various high boiling solvents were screened at 2 wt % conc. of (Me₂Si)_x to determine at what temperature the polymer would dissolve. A list of these solvents is given in Table III. Results are generally accurate to $\pm 5^\circ\text{C}$.

The best solvent found, perhydrofluorene, dissolves as much as 8 wt % (Me₂Si)_x at temperatures approaching the boiling point (253°C).

For polymers incorporating Me₃Si-endblocker, it was found that as the Me₃SiCl content of the starting monomer charge increased, the solution temperatures decreased as shown below:

(SiMe₂)_x prepared using NaK in n-Hexane, perhydrofluorene solvent

<u>Me₃SiCl Endblocker</u> <u>(mole %)</u>	<u>Solution Temp.</u> <u>(°C, 2% wt polymer)</u>	<u>Precipitation Temp.</u> <u>(°C, 2% wt polymer)</u>
0	220	211
2	211	204
4	211	206
8	209	205
12.5	206	196
20.0	205	193

The incorporation of (EtMeSi) units into (Me₂Si)_x drastically lowers the temperature at which the copolymer dissolves as shown in Figure 1. Apparently, the presence of -EtMeSi- units interferes with crystallization of the polymer and increases solubility. Where workable solution temperatures have been achieved, molecular weight determinations are planned. This work will be described in a future report.

C. Thermal Analysis

1. Permethylpolysilane Oligomers

DSC and TGA traces for the silane oligomers, Me(Me₂Si)_nMe n=12, 18, 24 display characteristic endotherms (Figure 2):

- a. an endotherm around 75-100°C attributed to a structural transition (not shown in Figure 2),
- b. a fairly sharp endotherm around the known melting points of each compound,
- c. a broad endotherm region which corresponds to the region of rapid weight loss observed by TGA. This endotherm is attributed to pyrolytic decomposition of the linear oligomer to cyclics and other volatile species.

2. Permethyl Polysilanes

The insoluble higher molecular weight polymer from the oligosilane synthesis, $\text{Me}(\text{Me}_2\text{Si})_{6n}\text{Me}$, and polydimethyl silane, $(\text{Me}_2\text{Si})_x$, were also examined by DSC and TGA. These DSC curves are also included in Figure 2. The following conclusions have been reached from this set of DSC curves:

- a. the lower broad endotherm for each sample probably corresponds to the melting range of each sample. Weight loss by TGA is minimal over this temperature range. The position of this endotherm indicates that the higher oligosilane, $\text{Me}(\text{Me}_2\text{Si})_{6n}\text{Me}$ contains fractions with greater than 24 silicon atom per chain; the broadness of the curve indicates a substantial molecular weight distribution is present.

The lower endotherm of the polydimethylsilane sample, indicates that this material is of considerably higher molecular weight than both the $\text{Me}(\text{Me}_2\text{Si})_{24}\text{Me}$ and $\text{Me}(\text{Me}_2\text{Si})_{6n}\text{Me}$ samples.

- b. The upper endotherm is associated with a rapid weight loss observed by TGA. This weight loss does not occur to any great extent until melting of the polymer has occurred indicating that the pyrolysis is dependent upon temperature and the physical state of the polymer.

3. Me_3Si Endblocked Polysilanes

DSC and TGA traces for Me_3Si - endblocked polysilanes exhibit characteristic endotherms (Figure 3):

- a. The DSC curve for $(\text{Me}_2\text{Si})_x$ (0% Me_3Si -) prepared from NaK is essentially the same as $(\text{Me}_2\text{Si})_x$ prepared using Na metal.
- b. As the (Me_3Si) content increases from 2% to 8% there is a broadening of the lower (melting) endotherm indicating that the molecular weight distribution is broadened toward lower molecular weight. At 8% Me_3Si , the demarcation between the two endotherms is barely perceptible.

- c. From 8% to 20% Me_3Si - the two endotherms overlap and appear as one and the lower limits of the endotherm broaden downward. These phenomena indicate that broadening of the molecular weight distribution occurs toward lower molecular weights and that the pyrolysis reaction of the polymer occurs within the melting range. The fact that rapid weight loss, recorded by TGA, begins at about 380° (0% Me_3Si -) and moves steadily downward toward 300° as the Me_3Si - content approaches 20% supports this inference.

It was concluded that Me_3Si - was incorporated into the polymer causing lowering of average molecular weight and broadening of the molecular weight distribution.

4. EtMeSi- Me_2Si Copolymers

DSC and TGA curves of the EtMeSi/ Me_2Si copolymers exhibit characteristic endotherms (Figure 4).

- a. As the EtMeSi content increases from 0 to 57% the characteristic melting and pyrolysis endotherms broaden but retain distinct identities.
- b. Above 57% the endotherms overlap and lose their individual identities to become a single endotherm.

From DSC data alone it is not possible to conclude if EtMeSi units incorporated into the polymer are changing the physical properties of a polymer of similar molecular weight to $(\text{Me}_2\text{Si})_x$ or if the EtMeSi units function as endblockers to lower molecular weight.

However, IR data indicates that EtMeSi is incorporated into the polymer at concentrations close to the EtMeSi Cl_2 content of the starting monomer. This indicates that the reactivity of EtMeSi Cl_2 is similar to that of Me_2SiCl_2 . Based upon this evidence it is inferred that changes in the thermal characteristics of the polymer are due to a reduction of crystallinity, by EtMeSi units rather than any substantial reduction in average molecular weight.

D. NMR Spectra of Soluble Polydimethyl Silanes

Soluble polysilane fractions were separated from a polymerization of Me_2SiCl_2 containing 20% Me_3SiCl . The ratio of Me_3Si - units to $-\text{Me}_2\text{Si}$ - units by $^1\text{H}^1$ NMR showed these fractions to contain average chain lengths of 13 and 17. These results agreed closely with estimates of molecular size from the melting curves estimated by DSC. It was concluded that NMR might be useful in determining molecular size for soluble samples.

E. Molding Tests

Molding tests in a positive pressure piston mold were made to obtain an initial estimate of the pressure-temperature conditions needed to produce fusion of the polymer powder and thermoplastic flow. Solid wafers were formed with the polydimethylsilylenes at 4,000 psi and temperatures of 235° to 285°C. The molded polymers were bluish-grey to white in color and quite brittle at room temperature. The polymer apparently has a large coefficient of expansion since it frequently cracks in the mold during cooling.

Further work using a KBr pellet mold indicates that polydimethylsilane can be molded at room temperature in vacuo ($P < 1\text{ mm}$) at piston pressure ranging from 10,000 to 120,000 psi. Tests indicated that uniform samples were formed at 20,000 psi with no discernable further differences above that pressure. Polydimethylsilane molded in this manner produces white, brittle, slippery, waxy pellets, which fracture when cut. The density of these pellets was found to be $0.971 \pm .005$.

Pressure molding of EtMeSi / Me₂Si copolymers indicated that as the -EtMeSi- content increases to about 60% the samples become more pliable. This observation agrees with the concept of reduction of crystallinity by incorporation of bulky comonomer units. Above 60% EtMeSi content, the molded pellets become more brittle as the polymer approaches 100% EtMeSi homopolymer. Reduction of brittleness is indicative of reduction of crystallinity. Copolymers containing substantial amounts of both monomers are expected to be less crystalline than either homopolymer.

F. Gel Permeation Chromatography

An attempt was made to modify a gel permeation chromatograph (Waters Model 100) to permit molecular weight determinations of (Me₂Si)_x at temperatures at which the polymer is soluble in dicyclohexyl (typically 220° C).

The fluid transport section was modified by:

1. Use of argon blankets at the inlet and outlet of systems.
2. Replacement of microstyrogel column packing with Dow Corning porous glass beads.
3. Replacement of teflon sealed sample injection valve with a polyimide sealed valve.
4. Doubling of oven heater wattage.

The modified instrument was capable of operation in the fluid transport section at 220-225° for extended periods.

Rapid deterioration of the CdS photocells of the refractive index detector at temperatures above 90°C was overcome by substitution of a silicon photodiode detector obtained from Waters. This detector is thermally stable to 150°C. Gas cooling of the detector was incorporated into the unit. The detector was optically attenuated to be twice as sensitive as the original detector to reduce background noise of the electronics. The detector could be maintained at 100°C with the fluid transport system at 160°C.

Experiments at 160° showed the system to be unacceptably noisy and the eluted solvent showed the presence of gas bubbles. It was determined that the optical cell had developed cracks due to thermal stress. Apparently, the optics were not designed to tolerate extreme temperatures.

Work in this area has been deferred since development of new optics would require resources beyond those of the present project definition.

G. Experimental

1. Infrared Spectroscopy

a. % SiO

Polysilane samples were prepared as KBr wafers using approximately 2-3 mg sample in 600 mg KBr.

The %SiO reference was prepared as follows: 0.2 mg diemthyl silicone oil in 0.2 ml benzene was added to 600 mg KBr. The benzene was evaporated and the KBr wafer was prepared. This reference represents 100% SiO.

Samples were run on a Bechman IR-12 spectrometer. The intensity of the absorption band around 1035-1040 cm⁻¹ was used to calculate % SiO.

$$\% \text{ SiO} = (\text{Abs.}_s \cdot \text{Wt}_r / \text{Abs.}_r \cdot \text{Wt}_s) \times 100$$

s = sample
r = reference

Samples in KBr safers were also used to measure the entire IR spectrum of polysilanes.

b. % EtMeSi

To determine the -EtMeSi- content of EtMeSi/Me₂Si copolymers, KBr pellets of the copolymers and pure (EtMeSi)_x homopolymer were prepared.

Three characteristic absorption bands occur for the EtMeSi moiety at 945 cm⁻¹, 1020 cm⁻¹ and 1455 cm⁻¹. The -EtMeSi- content of each copolymer was calculated using the absorption of the band at 945 cm⁻¹ with respect to the intensity of this band in the (EtMeSi)_x homopolymer.

c. SiH

The presence of SiH in some copolymers was detected by an absorption band at around 2100 cm^{-1} . In some cases, presence of SiH was also verified by NMR and wet chemical methods.

2. Solubility

Solubility of various polysilane samples was determined by preparing a suspension of 0.1 g sample in 4.9 g test solvent under a dry N_2 atmosphere. Dry N_2 was slowly bubbled through the liquid suspension. (When the test solvent was solid at room temperature, a solid mixture was used.) The suspension was transferred to a two-neck 5 ml flask equipped with subatant 0-360°C thermometer and air cooled condenser with dry N_2 inlet. The suspensions were heated using a 25 ml heating mantle and sand heat transfer medium rapidly to 100°C, then at a heating rate of about 8°C min^{-1} . The suspension was heated with agitation and the temperature at which the polymer dissolved (if it dissolved) was recorded. The power to the heaters was then shut off and the temperature at which clouding persisted upon cooling was recorded.

The polysilane samples were recovered after cooling by dissolving the test solvent in an appropriate second solvent such as hexane and filtration of the resultant suspension.

3. DSC-TGA

DSC and TGA data were acquired using the following equipment:

Dupont DSC cell
Dupont 950 TGA analyzer
Dupont 990 thermoanalyzer programmer.

Polysilane samples were dried in vacuum oven P_2O_5 for at least 48 hrs before analysis.

Samples of 5.0 mg for DSC and approximately 8.0 mg for TGA were used. The samples were purged for 20 min. under a helium atmosphere. Both DSC and TGA were run at a rate of $10^\circ\text{C min}^{-1}$ from ambient to 500°C under a helium atmosphere.

4. Pressure Molding

Approximately 0.5 g to 0.6 g of polysilane sample was loaded into a KBr pellet press with a piston area of 1.33 cm^2 (0.21 in^2). The mold was evacuated to pressure less than 1 mm Hg and the mold was pressed with forces over the range of 1 to 12 tons (9,500 - 114,000 psi) for 3 minutes using a hydraulic press. Pressure was maintained at the desired level as the sample slowly compressed.

The samples were pressed out of the mold and evaluated for physical properties.

IV. CHARGE TRANSFER (CT) COMPLEXES

A. CT Acceptors

TCNQ (Tetracyanoquinodimethane) was purified by recrystallization from CH_3CN followed by sublimation at reduced pressure.

TCNE (Tetracyanoethylene) was recrystallized from chlorobenzene and dried in vacuum.

B. CT Complexes

1. TCNE

C. T. complexes between TCNE and catenated silicon compound previously reported in the literature (10) were prepared as model systems.

C. T. complexes were then prepared between TCNE and two soluble $(\text{Me}_2\text{Si})_x$ fractions. The product of reaction between the Si_{13} fraction mentioned previously in this report and TCNE in a 1:1 ratio exhibited an absorption shoulder in the near U. V.

A complex between TCNE and a distillable polydimethylsilane fraction containing linear silane fragments of 4 to 10 silicon atoms, plus a small amount of cyclic $(\text{Me}_2\text{Si})_6$, was formed in approximately 1:1 ratio. This complex is interesting in that two U. V. absorption maxima are seen, one forming immediately and the second after about 180 seconds. Data for all of the complexes formed is given in the following table.

Polysilane - TCNE Complexes

<u>Donor</u>	<u>λ_{max}</u>	<u>ϵ_{max}</u>
Me_6Si_2	406 nm	$0.33 \text{ cm}^{-1} \text{ M}^{-1}$
$(\text{Me}_2\text{Si})_6$	505 nm	$0.75 \text{ cm}^{-1} \text{ M}^{-1}$
$(\text{Me}_2\text{Si})_{13}$	387 nm (shoulder)	----
$(\text{Me}_2\text{Si})_{4-10}$	431 nm	$0.85 \text{ cm}^{-1} \text{ M}^{-1}$
	632 nm	$0.20 \text{ cm}^{-1} \text{ M}^{-1}$

Preparation of TCNE complexes of well characterized soluble polysilane fractions is in progress and will be described in a future report.

2. TCNQ

Attempts to detect C. T. complex formation between TCNQ and the four polysilane donors have been unsuccessful so far.

Further work in this area is planned and will be described in a future report.

C. Experimental

1. Polysilane - TCNE CT Complexes

In a typical preparation, 0.62 g (Me_2Si)₆ (1.8 m mole) and 0.23 g TCNE (1.8 m mole) were dissolved in 10 ml CHCl_3 which had been distilled and sparged with argon. The preparation was carried out in a dry N_2 atmosphere. The solution was stirred for 30 minutes, gravity filtered and a visible U.V. spectrum run from 700 nm to 300 nm on a Beckman DB-G U.V. -visible spectrophotometer. A 1 cm path length cell was used.

$$\lambda_{\text{max}} = 505 \text{ nm}; \text{ Abs}_{505} = 0.135; \epsilon_{505} = 0.75 \text{ cm}^{-1} \text{ M}^{-1}$$

V. ELECTRICAL CONDUCTIVITY

No work was performed in this area during the report period.

VI. WORK PLANNING JUNE, 1976 - MAY, 1977

A. Work will be continued with the copolymers:

($\text{Me}_2\text{Si}/\text{EtMeSi}$)
 ($\text{Me}_2\text{Si}/\text{Me}_n\text{-PrSi}$)
 ($\text{Me}_2\text{Si}/\text{MePhSi}$)

with respect to:

1. reducing SiH formation,
2. improved workup of reaction products,
3. molecular weight determination of soluble fractions.

B. Further investigation of cyclization reactions of comonomers will be made.

C. Film casting trials aimed at improving film quality will be carried out.

D. Pyrolyses reactions of copolymers and cyclization will be examined.

E. Formation of C. T. complexes of soluble silanes with TCNE or TCNQ will be attempted.

REFERENCES

1. Analytical Chemistry 41 (6), 870 (1969).
2. Bennett, E. W. (to Union Carbide Corp.), U.S. Patent 3,646,090 (Feb. 29, 1972).
3. M. Doyle and P. West, JACS 97, 3777 (1975).
4. H. Gilman and S. Inoue, JOC 29, 3418 (1964).
5. W. Boberski and A. Allred, JACS, 96 (4), 1244 (1974).
6. H. Gilman and R. Tomasi, JOC, 28 1651 (196).
7. E. Carberry and R. West, JACS 91 (20), 5440 (1969).
8. Unpublished studies by R. West and V. Wojnowski (1976).
9. W. Boberski and A. Allred, J. Orgmet. Chem. 71, C27 (1974).
10. V. Traven and R. West, JACS 95 (20), 6824 (1973).
11. C. A. Burkhard, J. Am. Chem. Soc. , 71, 963 (1949).
12.
 - a. G. R. Wilson, A. G. Smith, J. Org. Chem. 26, 557 (1961).
 - b. E. Hengge, H. Renter, Naturwissen, 49, 514 (1962).
 - c. U. Stolberg, Angew. Chem. , 74, 696 (1962).
 - d. U. Stolberg, ibid. , 75, 206 (1963).
 - e. U. Stolberg, Angew. Chem. Intrntl, Edn. , 2, 150 (1963).
 - f. H. Gilman, R. A. Tomasi, J. Org. Chem. , 28, 1651 (1963).
 - g. E. Carberry, R. West, J. Org'met. Chem. , 6, 582 (1966).
 - h. E. Carberry, R. West, J. Am. Chem. Soc. , 91, 5440 (1969).
 - i. R. West, A. Indriksons, ibid. , 94, 6110 (1972).
13.
 - a. H. Gilman, W. H. Atwell, G. L. Schwebke, J. Org'met. Chem. , 2, 369 (1964).
 - b. G. R. Husk, R. West, J. Am. Chem. Soc. 87, 3993 (1965).
 - c. See 12 h.
 - d. E. Carberry, G. E. Glass, R. West, J. Am. Chem. Soc. 91, 5446 (1969).
 - e. R. West, J. Polym. Sci. Pt. C. No. 29, 65 (1970).

- f. V. F. Traven, R. West, J. Am. Chem. Soc., 95, 6824 (1973).
 - g. W. G. Boberski, A. L. Allred, *ibid.*, 96, 1244 (1974).
 - h. W. G. Boberski, A. L. Allred, J. Org'met. Chem., 74, 205 (1974).
- 14.
- a. S. Yajima, J. Hayashi, M. Omori, Chem. Letts., Chem. Soc. Japan, 931-4 (1975).
 - b. Chemical Engineering, Sept. 29, 1975, p. 26.
 - c. S. Yajima, K. Okamura, J. Hayashi, Chem. Letts., Chem. Soc. Japan, 1209-12 (1975).
 - d. Chem Tech, January 1976, p. 61.
 - e. S. Yajima, C. Liaw, M. Omori, J. Hayashi, Chem. Letts., Chem. Soc. Japan, 435-6 (1976).
 - f. S. Yajima, J. Hayashi, M. Omori, K. Okamura, Nature, 261, 683 (1976).
 - g. S. Yajima, K. Okamura, J. Hayashi, M. Omori, J. Am. Ceramic Soc., 59, 324 (1976).

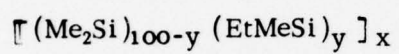
TABLE I

BOILING POINTS OF SOME SILANE MONOMERS

X =	<u>Boiling Points (°C, 760 mm Hg)</u>		
	<u>Cl-</u>	<u>Br-</u>	<u>CH₃CO₂-</u>
SiX ₄	57.6	153.	303.
CH ₃ SiX ₃	66.1	133.	222.
(CH ₃) ₂ SiX ₂	70.1	112.	170.
(CH ₃) ₃ SiX	57.7	80.	103

TABLE II

COPOLYMER COMPOSITION



Charging Concentration [EtMeSiCl ₂] (mole - %)	Copolymer Concentration ⁽¹⁾ [EtMeSi] (y, mole - %)
0	0
10	10.8
20	20.0
30	31.7
45	44.1
60	57.2
80	88.2
100	100

TABLE III

Solvents for $(\text{Me}_2\text{Si})_x$ (2 wt %)

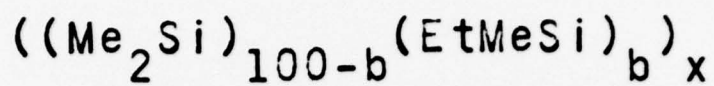
	T_s ($^{\circ}\text{C}$)	T_p ($^{\circ}\text{C}$)
Perhydrofluorene	219	204
Acenaphthene	216	209
Fluorene	220	219
Cyclodecane	229	213
Dicyclohexyl	232	214
1,5-Diazobicyclo [5.4.0] Undec-5-ene	240	222
Phenanthrene	250	244
10,11-Dihydro-5H-Dibenzocycloheptane	265	254
Bibenzyl	267	248
9,10-Dihydroanthracene	269	260
2,2-Diphenylpropane	272	260
trans-Stilbene	273	264
Xanthene	275	267
Diphenyl acetylene	277	268
Anthracene	278	271
4 (3-phenylpropyl) pyridine	280	275
9-Methyl anthracene	287	272
Triphenyl amine	288	282
4-azafluorene	289	278
Triphenyl methane	289	283
9-Cyano phenanthrene	289*	280*
Thioxanthene	290	275
Phenazine	292	281
Acridine	295	280
Phenanthridine	300	287
7,8-Benzoquinoline	300	275
5,6-Benzoquinoline	301	293
2,5-Diphenyloxazole	303	294
p-Terphenyl	304	296
Eicosane	332	318
Docosane	339	323

T_s - temperature at which 2 wt % $(\text{Me}_2\text{Si})_x$ dissolved on heating

T_p - temperature at which 2 wt % $(\text{Me}_2\text{Si})_x$ began to precipitate upon cooling

* - partial solubility

FIGURE 1: SOLUBILITY OF



(2 wt.% in perhydrofluorene)

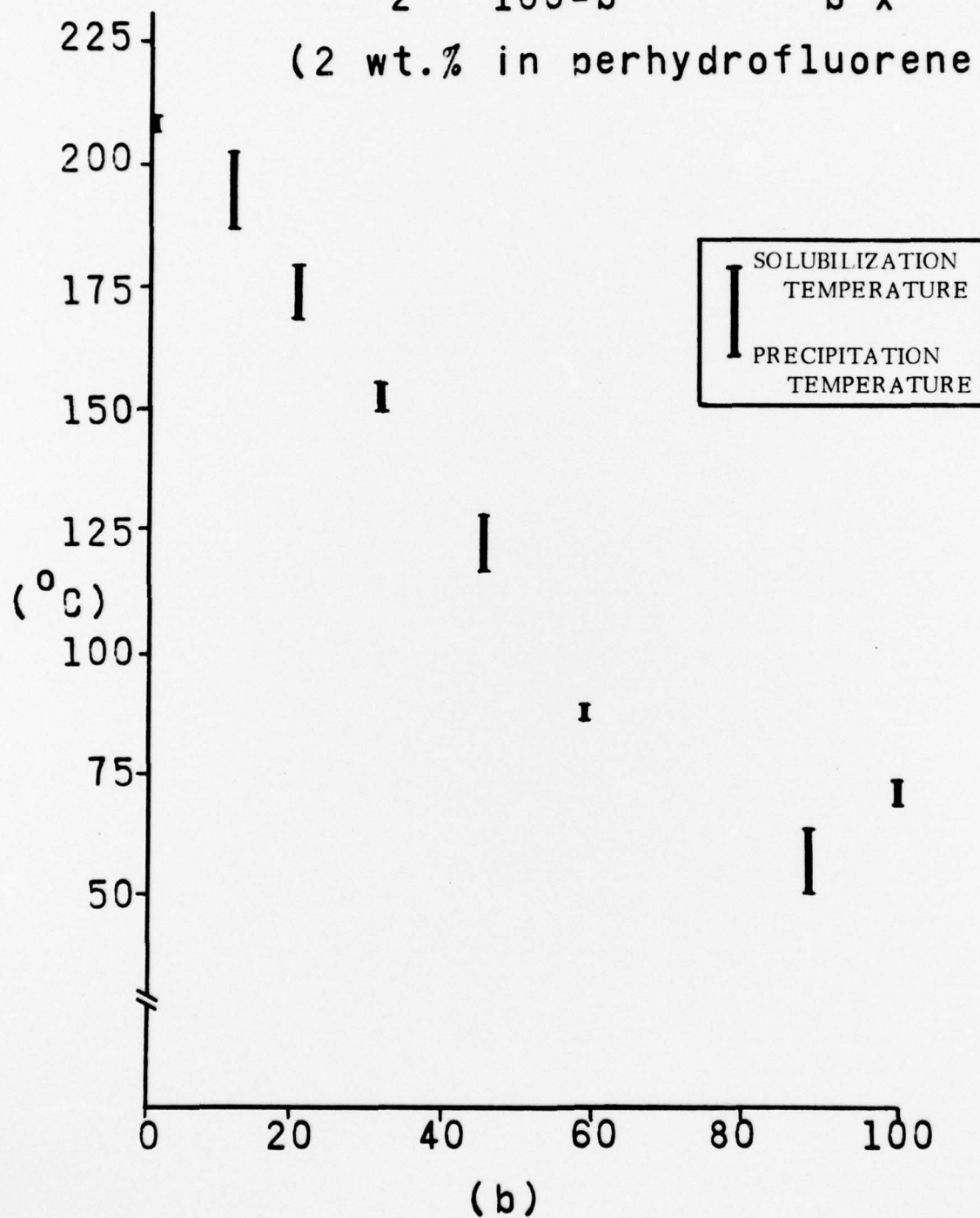


FIGURE 2: DIFFERENTIAL SCANNING
CALORIMETRY OF POLYSILANES

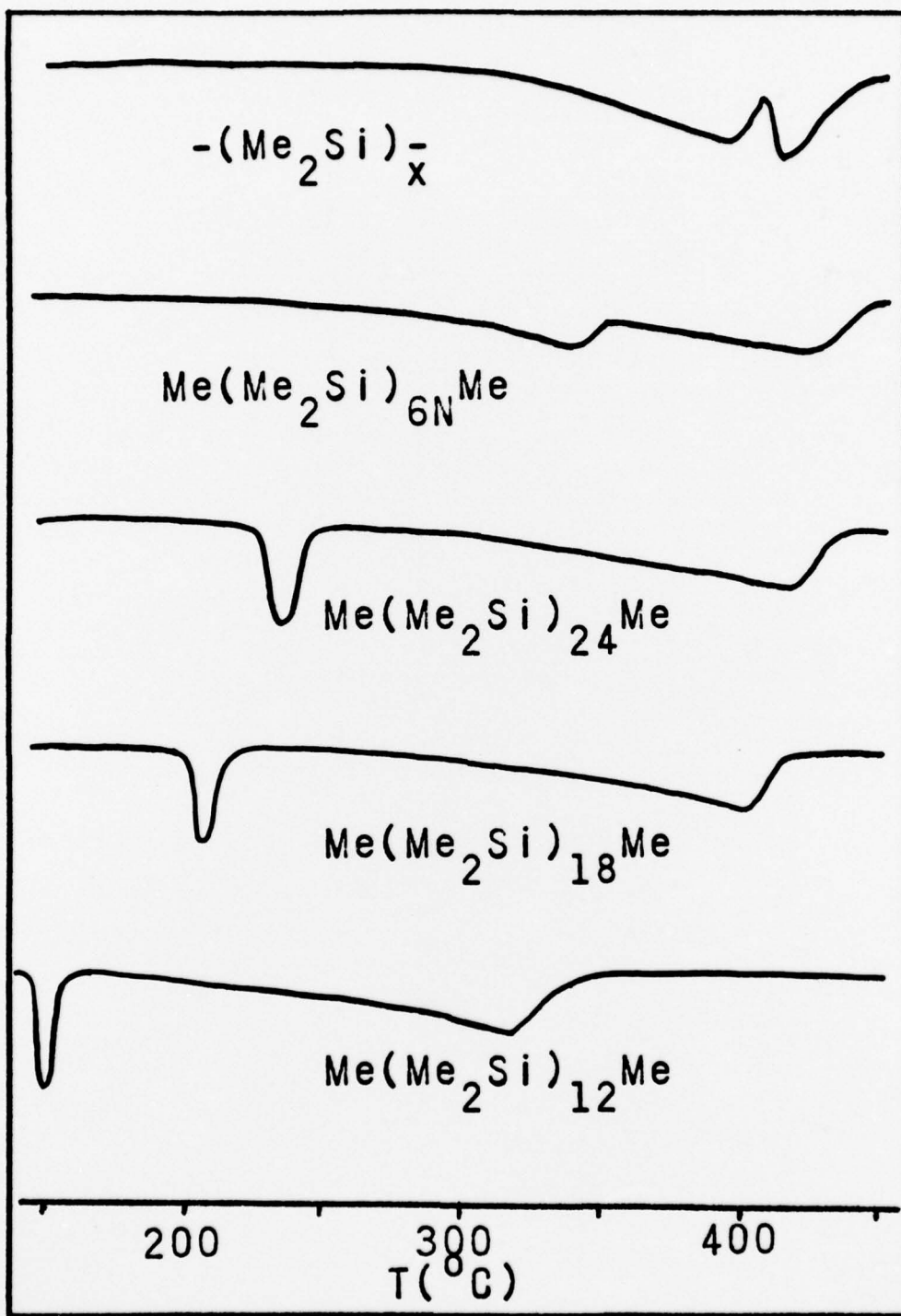


FIGURE 3: DIFFERENTIAL SCANNING
CALORIMETRY OF Me_3Si -
ENDBLOCKED POLYSILANES

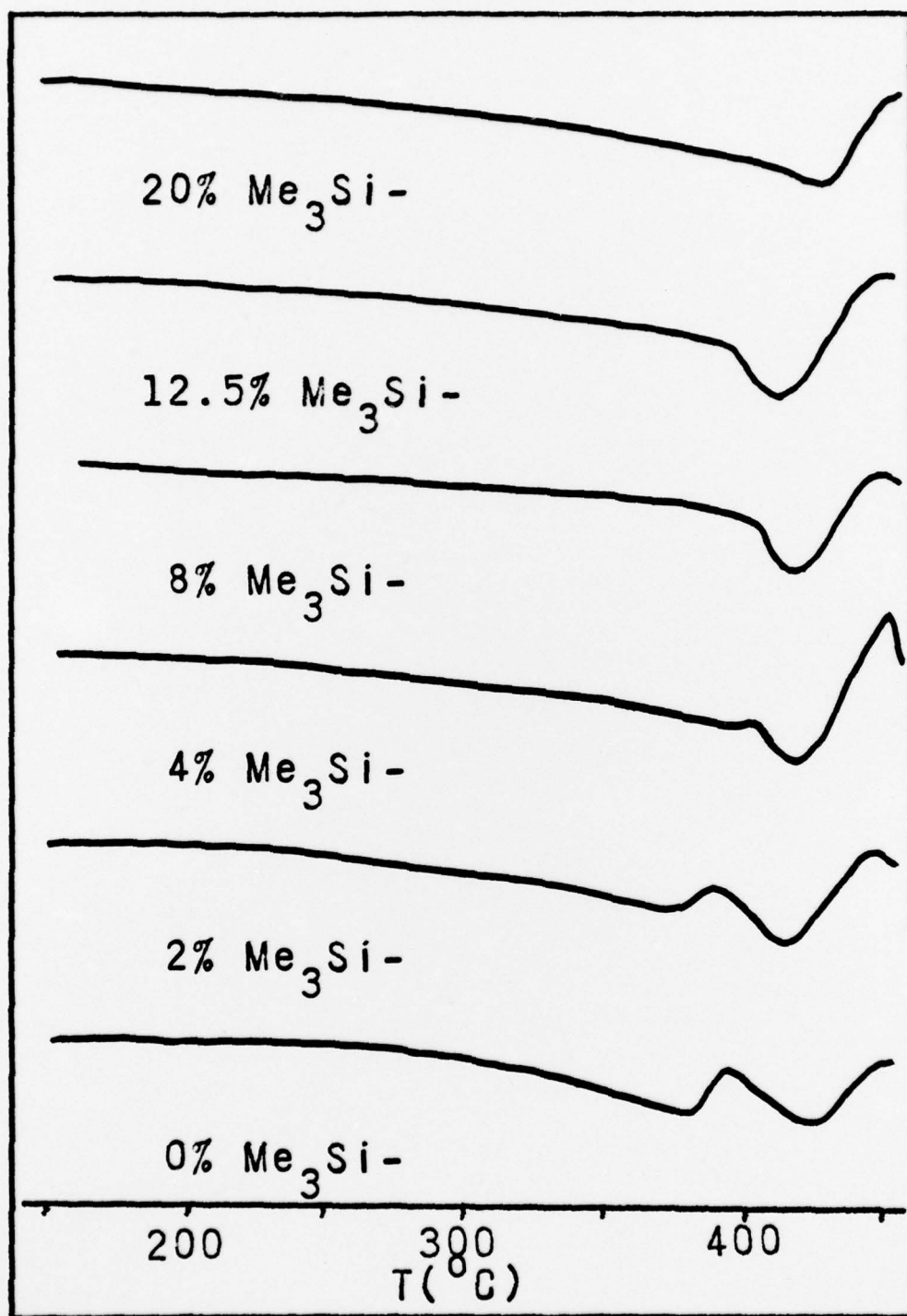


FIGURE 4: DIFFERENTIAL SCANNING
CALORIMETRY OF -EtMeSi-
COPOLYMERS

