

AD-780 885

STAFF ORGANIZATION AND PROCEDURES.
APPENDIX C. DIVISION STANDING OPERATING
PROCEDURE

Donald D. Durr, et al

Modern Army Selected Systems Test,
Evaluation and Review
Fort Hood, Texas

April 1974

DISTRIBUTED BY:

NTIS

National Technical Information Service
U. S. DEPARTMENT OF COMMERCE
5285 Port Royal Road, Springfield Va. 22151

20050204074

Best Available Copy

AD 780885


TEST REPORT NO FM 119

**STAFF ORGANIZATION AND PROCEDURES,
APPENDIX C, DIVISION STANDING OPERATING
PROCEDURE**

**HEADQUARTERS, MASSTER
FORT HOOD, TEXAS 76544**

APRIL 1974


D-AD 780886



**HEADQUARTERS
MODERN ARMY SELECTED SYSTEMS TEST, EVALUATION, AND REVIEW
FORT HOOD, TEXAS 76544**



Reproduced by
NATIONAL TECHNICAL
INFORMATION SERVICE
U S Department of Commerce
Springfield VA 22151



780885

278

(Classification)

DIVISION

STANDING OPERATING PROCEDURE NO 2

53D INFANTRY DIVISION (MECH)

FOREWORD

This publication is provided to prescribe procedures for division level staff organizations. It conforms to published Department of the Army doctrine as closely as possible; where deviations exist, they are a result of MASSTER findings during test FM 119.

This standing operating procedure (SOP) is a set of instructions having the force of orders. It covers those features of operations that lend themselves to a definite or standardized procedure without loss of effectiveness. It is published as a recommended standard document for adaptation by U.S. Army divisions as a tactical standing operating procedure and may be modified as appropriate to suit the prerogative of the commander.

An SOP states the desire of the commander in regard to the conduct of routine and recurring operations thus reducing the amount of detail in orders. Each military headquarters, regardless of type or mission, establishes a standing operating procedure for normal operations in order to standardize routine operational and administrative procedures within the unit. SOP's are standing orders that establish the internal functions and procedures of a unit, its operating practices, and its relations with other headquarters. Contents will vary with the type organization, level of command, state of training, and desires of the commander.

Users of this publication are encouraged to submit recommended changes and comments to improve the publication. Comments should be keyed to the specific page, paragraph, and line of the text in which the change is recommended. Reasons will be provided for each comment to insure understanding and complete evaluation. Comments should be prepared using DA Form 2028 (Recommended Changes to Publications) and forwarded direct to Test Operations Division, Command and Control Directorate, HQ MASSTER, Fort Hood, Texas 76544.

This tactical SOP is designed to support the H-series TOE and is current with U.S. Army doctrine and the International Standardization Agreements as of 16 April 1973.

(Classification)

(Classification)

Copy No
53d Infantry Division (Mech)
Fort Hood, Texas
8 April 1974

TABLE OF CONTENTS

	<u>Page</u>
I General	1
II Coordination of Tactical Operations	2
III Coordination of Combat Support Operations	14
<u>Annexes</u>	
A. Headquarters Management and Displacement	A-1
Appendix 1 - Command Post Layout	A-1-1
Appendix 2 - TAC CP Displacement	A-2-1
Appendix 3 - Alternate CP	A-3-1
Appendix 4 - Main CP Displacement	A-4-1
B. Fire Support Coordination	B-1
Appendix 1 - Nuclear Weapon Employment	B-1-1
Appendix 2 - Tactical Air Support	B-2-1
Appendix 3 - Target Designation System	B-3-1
Appendix 4 - Nuclear Strike Warning	B-4-1
C. Method of Reporting Location of Units	C-1
D. Actions to Reduce Effects of Enemy Chemical and Biological Attack	D-1
E. Actions to Reduce Effects of Enemy Nuclear Attack	E-1
Appendix 1 - Area Damage Control	E-1-1
Appendix 2 - Control and Assessment Teams	E-2-1
Appendix 3 - Rescue Labor & Decontamination Squads	E-3-1
F. Prediction of Fallout, Radiological Monitoring, and Survey	F-1
Appendix 1 - Nuclear Burst Report, NBC-1	F-1-1
Appendix 2 - Radiation Exposure Guidance	F-2-1
G. Army Aviation	G-1
H. Rear Area Security	H-1
I. Division Tactical Operations Center	I-1
J. Air Defense	J-1
K. Civil Military Operations	K-1
L. Psychological Operations (to be published)	
M. Electronic Warfare	M-1
N. Airmobile Operations	N-1
O. Movement Control for Logistical Operations	O-1
P. Passage of Lines and Withdrawal Through Rearward Position	P-1
Q. Medical	Q-1
R. Military Police Support	R-1
Appendix 1 - Confinement of Military Personnel	R-1-1
S. Engineer	S-1
Appendix 1 - Land Mine Warfare	S-1-1
Appendix 2 - Bridging and River Crossing Operations	S-2-1
Appendix 3 - Barrier and Denial Operations	S-3-1
Appendix 4 - Bridge and Route Posting	S-4-1
Appendix 5 - Atomic Demolition Munitions	S-5-1

(Classification)

1 a

(Classification)

Annexes

Page

T. Communications-Electronics	T-1
Appendix 1 - Multichannel Configuration	T-1-1
Appendix 2 - Multichannel Teletype Circuit/Channel Allocation	T-2-1
Appendix 3 - Division Radio Nets with BICC	T-3-1
Appendix 4 - Division Radio Nets without BICC	T-4-1
U. Aerial Reconnaissance and Surveillance	U-1
Y. Distribution of OPORD and OPLAN	Y-1
Z. Reports	Z-1

(Classification)

(Classification)

Conv No
534 Infantry Division (Mech)
Fort Hood, Texas
8 April 1974

STANDING OPERATING PROCEDURE
NO 2

COMBAT OPERATIONS

I. GENERAL

A. Purpose. This SOP standardizes routine recurring combat, combat support, and combat service support procedures within the division and applies unless modified by division order.

B. Conformity. These procedures are prescribed for all organizations assigned or attached to this headquarters for tactical operations. Subordinate unit SOP's will conform.

C. Major subordinate commands and chiefs of general and special staff sections will prepare internal SOP's to implement this SOP.

D. Organization.

1. The following major tactical groupings will normally be used:

- a. 1st Bde
- b. 2d Bde
- c. 3d Bde
- d. Division artillery
- e. Division support command
- f. Division troops

2. Command Posts:

a. The division will normally establish three command posts (CP). These are the Division Main, the Division Alternate, and the Rear CP. When required, the division will establish a Tactical CP. Composition of these elements is stated in Annex A (Headquarters Management).

(Classification)

(Classification)

b. The Division Artillery CP, unless otherwise designated in the Division CPORD, is designated as the division Alternate CP. Division G3 will coordinate movement of the Alternate and Main CP.

3. Headquarters Management. Annex A.

E. Combat Orders and Distribution.

1. Operation orders limited in distribution to major subordinate commands, battalion and separate task force, and separate company. Others informed by commander or liaison officer.

2. Distribution. (Annex Y)

3. Division C-E will assign message reference numbers for combat orders and annexes, appendixes, tabs, and inclosures thereto. When an annex, appendix, tab, or inclosure receives the same distribution and is issued at the same time as the basic order, it will bear the same message reference number. When annexes, appendixes, tabs, or inclosures receive a different distribution or are issued before or after the basic order, they will bear a separate message reference number.

4. Major subordinate commands deliver two copies of operation orders to G3.

II. COORDINATION OF TACTICAL OPERATIONS

A. Command and Control

1. Command posts.

a. Major units select and report CP location and time of opening and closing. Report location of CP, airstrips, and heliports with each change in CP location. (Annex Z, Reports)

b. Headquarters remain operational during moves by echelon displacements.

c. To reduce the possibility of multiple loss of major headquarters as a result of enemy use of nuclear munitions, major command headquarters maintain a minimum of 5,000 meters from each other. Command posts of battalion-size elements maintain a minimum of 3,000 meters from each other.

d. Survivability. Each command echelon will establish or designate an alternate headquarters. Units will report alternate CP

(Classification)

(Classification)

locations upon establishment and when changes occur. Necessary material to process division initiated instructions will be available at alternate CP's.

e. Actions upon destruction, neutralization, or incapacitation of the controlling division CP.

(1) When the controlling division command post is destroyed, neutralized, or otherwise becomes incapable of exercising control of assigned or attached elements, the senior surviving officer in the designated succession of command will assume control of the division. Succession of command is CG, ADC(M), ADC(S), CofS, Div Arty Cdr, Senior Bde Cdr.

(2) The designated location from which control will be exercised in order of relative priority is:

- (a) Division Main
- (b) Division Tactical Command Post (if deployed)
- (c) Division Alternate
- (d) HQ DIV ARTY
- (e) HQ Reserve Brigade

(3) Survivors from the destroyed or neutralized CP will move remaining equipment and files to the new location from which control will be exercised.

(4) The commander or OIC of the CP assuming control of the division will take the following actions:

(a) Notify Corps that CP destruction/neutralization has occurred.

(b) Assume control of the division until the senior surviving officer in the designated succession of command establishes reliable communications with or physically locates with the new CP. Notify subordinate units of the shift of control using appropriate codeword in CEOL.

(c) Request command group augmentation from Corps if no officer in the designated succession of command list can be contacted within one hour after assumption of control. The request will

(Classification)

(Classification)

initially be forwarded to Corps via voice communications and followed immediately by record copy FLASH precedence communications means.

2. Liaison.

a. Chief of staff establishes and maintains liaison officer facility.

b. Liaison officers from brigades, division support command, division artillery, separate battalion, and squadron and attached combat units not attached to subordinate commands report to chief of staff prior to march or combat operation.

c. Units establish liaison from supporting units to supported unit, from subordinate unit to headquarters to which unit is attached, and laterally between units from left to right. Division flank units establish and maintain liaison with adjacent parallel headquarters.

d. G3 supervises liaison officers and provides them with situation map.

3. Signal communication. (Annex T, Communications-Electronics)

a. General.

(1) Report loss or compromise of CESS or CEOL to G2 and division C-E officer immediately.

(2) Responsibility for establishing signal circuits; higher to lower, left to right, and supporting to supported, unless otherwise specified.

b. Radio.

(1) Use of radio restricted (flash or immediate message permitted) when wire communication established.

(2) Listening silence (transmitter turned off; receiver on) or radio silence (transmitter and receiver turned off) when prescribed.

B. Intelligence.

1. Prisoners of war.

a. Capturing units tag PW (to include wounded), showing DTG, location (coord) and circumstances of capture and capturing unit designation.

(Classification)

(Classification)

Brief interrogation for identification and information of immediate tactical value may be conducted prior to evacuation. All other interrogation will be by IPW teams at division PW collecting point and division clearing station.

b. PW will be separated so that those who may influence others (officers, NCO's, political cadre) are kept apart from other PW. PW will not eat, smoke, drink, or rest prior to arrival at division PW collecting point, except when such treatment would be inhumane.

c. Division surgeon will notify G2 of wounded prisoners in medical channels who are medically approved for interrogation.

d. Units capturing prisoners in the following categories will notify G2 immediately by spot report and give priority to safeguarding and evacuation of such PW:

- (1) General and field grade officers.
- (2) Combat arms officers and key NCO's.
- (3) Guided missile personnel.
- (4) Communications and crypto personnel.
- (5) Intelligence and counterintelligence personnel.
- (6) PW with any knowledge of enemy special weapons activity.
- (7) Enemy aircrews.

e. Line crossers, deserters, captured guerrillas, and civilians known or suspected of being engaged in acts sympathetic to the enemy will be treated as PW and evacuated through PW channels. Deserters should be protected from possible reprisals by other PW.

2. Captured documents. Cryptomaterial and documents containing information on nuclear, biological, or chemical weapons delivered immediately to G2. Other documents are sent through S2 except as below. All documents are marked with DTG, location and circumstances of acquisition, identity of capturing unit, and name and rank of PW having documents, if applicable. Documents found on PW carried by prisoner's escort to division collection point. Technical documents found with captured equipment kept with equipment.

(Classification)

(Classification)

3. Technical Intelligence.

a. Reports. Report of new or unusual enemy equipment, electronic devices, armament, nuclear material, or biological and chemical agents is forwarded immediately to G2 with brief description. Enemy material related to nuclear warfare evacuated only to avoid recapture. Captured or crashed enemy aircraft reported immediately to G2 and guarded by discovering unit. Frequencies on which captured radios are set will be reported immediately to G2 personnel.

b. Captured material evacuation. Captured enemy materiel will be evacuated to nearest maintenance collecting point. Maintenance collecting point reports receipt of materiel to division G2 and requests disposition instructions.

c. Captured documents indicating new tactics or procedures, captured enemy material of new type or that may indicate new tactics or procedures, or items suspected of being dangerous, reported promptly by capturing unit, inspected by technical intelligence team, and evacuated as directed by technical intelligence team. Special attention given to protection, reporting, and expedited turn-over of captured cryptomaterial, messages, code books, and signal instructions.

4. Maps and terrain models. Requisitions in excess of prescribed allowance to DISCOM through G2.

5. Weather. G2 obtains and disseminates weather reports to division staff and to major subordinate commands.

a. Normal weather reports furnished twice daily or as deemed necessary.

b. Special reports:

(1) Aviation weather forecasts for division area and flight routes every 6 hours.

(2) Reports every two hours to include winds and other data required for nuclear munition employment fallout prediction.

(3) Severe weather warnings accompany two-hour reports or are broadcast during intervals between reports.

6. Reconnaissance.

a. General.

(Classification)

(Classification)

(1) Flash message. Use flash message precedence for approach of enemy armor, aircraft, naval or amphibious landing craft, or airborne troops. Include number type, location, direction of movement, speed, altitude (if applicable), time observed, and identification of observer. Use NRC I report (Observer's Initial Report) to report enemy nuclear, biological, or chemical attacks and transmit with FLASH precedence to chemical section. For the format of a nuclear report, see Appendix 12 to Annex Z.

(2) Report immediately.

(a) Known or suspected enemy troop concentrations suitable for nuclear attack or indications of their existence or development.

(b) Enemy countermeasures including, but not limited to, issue of special protective clothing to troops in forward area, construction of unusually deep or covered foxholes, or special shelters defiladed in rear of forward positions.

(c) Indication of enemy use of nuclear munitions, such as presence of special troop units in area, registration of heavy artillery, limited withdrawal of forward units without apparent tactical reason, cover on forward troops, or use of missiles with HE warheads.

(d) Effect of our nuclear or chemical munitions. Estimated enemy casualties, equipment, and vehicles destroyed or rendered unusable, extent of area affected, and any obstacles to our movement created. Air burst or surface burst and estimated ground zero.

(e) First contact with enemy; initial enemy artillery fire and marked change in volume of artillery fire; changes in enemy dispositions include changes of company or larger units, counterattack indications, and changes in enemy combat attitude; loss of contact; initiation of hostile attack; identification of new enemy units; location of barriers, enemy minefields, demolitions, obstacles, and other defensive works, information on special weapon activities; known or suspected espionage, sabotage, or subversion.

b. Ground.

(1) Ground patrol plans to G2 as soon as developed but NLT one hour prior to EENT (Annex Z).

(2) Constant surveillance of enemy activities and movement. Report location of observation posts, radar, and primary sectors of ground radar sets to G2.

(Classification)

(Classification)

(3) SHELREP, MORTREP, AND BOMBREP to nearest artillery headquarters immediately.

c. Air.

(1) Requests. See Annex U, Aerial Reconnaissance and Surveillance.

(2) Reports.

(a) Major subordinate commands forward organic aviation visual air reconnaissance reports to G2 Air.

(b) Pilot and observer personnel, regardless of the type mission flown, report through intermediate means to the TASE any intelligence observed while in flight.

(c) Standard reconnaissance reports. See Annex A, Reports.

7. Counterintelligence.

a. Civilians infiltrating through division zone or sector to or from enemy occupied territory to be apprehended and turned over to intelligence personnel.

b. Unoccupied areas to be reconnoitered periodically, employing ground or air patrols as appropriate. Maximum use made of ground surveillance equipment.

c. See Annex B, Fire Support Coordination, for illumination procedures.

d. Units check evacuated installations, bivouac, and assembly areas to insure no classified or identifying material left in area.

e. Pass system established in conformity with division security plan. Control measures and guard system inspected and tested frequently.

f. CP and directional signs use assigned code titles.

g. Known or suspected loss or compromise of codes or other classified material will be reported immediately to G2.

(Classification)

(Classification)

h. Communication security; compliance with current CEOI, CESI and operation order.

i. Daily air and ground visual or photo checks by all units to determine effectiveness of camouflage measures.

j. Security Instructions for nuclear munitions and delivery means will be coordinated in the operation and counterintelligence plans.

k. Recovery of any friendly personnel specially trained in nuclear warfare will be reported to G2 without delay.

l. Report immediately to G2 enemy capture of US personnel possessing information about NBC weapons, crypto or other sensitive information.

m. Suspected enemy agents will be reported immediately to G2.

n. Recovered US or Allied military personnel claiming to have escaped from the enemy or evaded capture behind enemy lines will be evacuated immediately to division medical facilities and reported to division G2 for interrogation on a priority basis.

o. Surrender of sizeable number of enemy personnel or marked decrease in the combat effectiveness of enemy troops or units as a result of friendly use or threatened use of nuclear weapons will be reported to G2 without delay.

8. Elements Isolated behind enemy lines.

a. Elements isolated behind enemy lines take all measures to defend against enemy or friendly conventional or special fires.

b. Using methods prescribed in Annex C, Methods of Reporting Location of Units and current CEOI, report locations, strengths, available communications equipment, available maps, and status of supply to parent headquarters.

C. Procedures.

1. Fire support coordination. See Annex B, Fire Support Coordination.

2. Security. Division G3 coordinates defense against enemy ground, air, and airborne attack. Each unit responsible for own local security. G3 supervises rear area security, G4 supervises area damage control.

(Classification)

(Classification)

Division support command commander coordinates and executes rear area security and area damage control plans for the division support area. Additional security for protection of division nuclear delivery units provided as required; requests to G3.

3. Development of the situation. Units reconnoiter and clear resistance within capabilities. Reconnaissance and security elements habitually locate obstacle bypass for heavy vehicles.

4. Tactical operations. Contact maintained left to right, from supporting to supported units.

a. Tactical air support. Requests for preplanned missions submitted to TASE not later than 1500 on the day prior to the desired activity. Immediate requests submitted any time (Annex Z).

b. Unit progress. After contact with enemy, units report location of elements every two hours, on reaching assigned objective, or on crossing designated phase line or checkpoint.

c. Nuclear.

(1) The operation order announces nuclear allocation. Allocation to the commander is for planning purposes only. Release is required for authority to fire. Only very low-yield and low-yield weapons may be allocated to subordinate commander.

(2) Release authority for nuclear or chemical munitions is division commander or designated representative.

(3) Individual protective or other restrictive measures included in coordination instructions in operation order.

(4) Risk criteria, unless otherwise directed by division commander; negligible risk for unwarned, exposed troops.

(5) Tactical damage assessment by ground and air OP reported following strike giving:

(a) Approximate location actual GZ.

(b) Whether fallout was produced.

(c) Location of significant obstacles.

(Classification)

(Classification)

(d) If known, estimated enemy casualties, equipment, and vehicles destroyed or rendered unusable, and extent of area affected.

(6) See Appendix 4, Nuclear Strike Warning, to Annex B, Fire Support Coordination, for nuclear strike warning procedures.

d. Engineer.

(1) Submit requirements directly to supporting or attached engineer units. Division troops, support command, attached units, and other units without direct support submit requirements to division engineer.

(2) All units report immediately to nearest engineer unit and to division engineer the location of friendly and enemy minefields and other obstacles, to include prepared or prepositioned ADM and conventional demolitions, by most expeditious means. Report clearance, removal, or neutralization of obstacles.

e. Chemical and biological.

(1) See Annex D, Actions to Reduce Effects of Enemy Chemical and Biological Attack, for defensive measures. Offensive use only on order of division commander.

(2) Troop safety for chemical agents will be negligible risk for unprotected troops.

f. Smoke. See Annex B, Fire Support Coordination.

g. Defense against air attack.

(1) See Annex J, Air Defense.

(2) Maintain dispersion of vehicles and ground installations at all times.

h. Bomb and shell disposal. Units mark location of unexploded shells and bombs and report location to division support command in 6-digit coordinates. Use flash message precedence for suspected nuclear munitions. Establish safety precautions.

i. Actions to reduce effects of enemy nuclear, biological, or chemical munitions attack. See Annex D, Actions to Reduce Effects of Enemy Chemical and Biological Attack, and Annex E, Actions to Reduce Effects of Enemy Nuclear Attack.

(Classification)

(Classification)

L. Techniques.

1. Orders.

a. Fragmentary orders during normal operations. Maximum use of overlays, tables, and charts. Written orders when time permits and for record.

b. Nuclear fires will be planned and target analysis will be prepared in division FSE of TOC, based on applicable portions of corps plans, weapons allocated to division, and coordination between the division G3 and the FSCoord. Necessary information will be included in appropriate annexes to plans and orders, e.g., fire support, air support, barrier.

c. Warning order to own troops for friendly special munitions attack:

(1) Time of attack for scheduled fires will be disseminated in the operation order and appropriate fire plan. Procedures for warning of on-call fires and fires on targets of opportunity, see Appendix 4, Nuclear Strike Warning, to Annex B.

(2) Postponement of nuclear, biological, or chemical munition attacks. Transmit in clear by fastest communications means available, the message "Tarry, target number _____ instructions later" followed by transmission of appropriate instructions.

2. Reports. Commands, separate task forces and separate units will submit the reports in format set forth in Annex Z, Reports.

E. Special Considerations.

1. Actions to reduce effects of nuclear attack. See Annex E, Actions to Reduce Effects of Enemy Nuclear Attack, with Appendixes 1, 2, and 3.

2. Fallout, radiological monitoring, and survey. See Annex F, Prediction of Fallout, Radiological Monitoring, and Survey.

3. Army aviation. See Annex G, Army Aviation.

4. Chemical and biological operations. See Annex D, Action To Reduce the Effects of Enemy Chemical and Biological Attack.

(Classification)

(Classification)

5. Mobility.

a. March organization. Division moves in march column (multiple routes when available) preceded by reconnaissance element, normally in six major march serials: three brigades, division artillery (minus), division troops, and division support command. Maximum use of darkness.

b. Control. March serials provide own security. Prior reconnaissance (routes and assembly areas); organizational traffic control; guides; and posting and removing route markers are responsibility of serial commander, supplemented (for main routes) and coordinated by division. Report hourly location of heads of march serials. Annex C, Methods of Reporting Location of Units.

c. Priority.

(1) Nuclear delivery units, tactical troop movements, medical vehicles, fuel and ammunition vehicles, construction crews, staff cars, and messenger vehicles.

(2) Forward over rear; loaded over empty.

d. Density and rate.

(1) Night. Close column 20 meters between vehicles (density 28 vehicles per km) at average speed 16 kmph. Maximum speed 24 kmph.

(2) Daylight. Open column 75 meters between vehicles (density 12 vehicles per km) at average speed 24 kmph. Maximum speed: wheel, 40 kmph, track, 32 kmph.

(3) Infiltration. Irregular dispatch, two vehicles per km at 20 to 32 kmph.

(4) Time interval. Company is the basic march unit. Time interval between companies, two minutes; between battalions, five minutes; between major units, 10 minutes.

e. Halts. Fifteen minutes after first hour. Thereafter, 15 minutes after each two hours for vehicle moves and 10 minutes after each 50 minutes for foot moves. Keep road clear. Commander determines cause of all unscheduled halts and takes appropriate action. Refueling halts as prescribed. Crews make maintenance check. Disabled vehicles display yellow flags.

(Classification)

(Classification)

f. Lights. Blackout forward of division light line. Use of active Infrared authorized unless prohibited by division order.

g. Passing. Only when column is halted, except control, reconnaissance, selected air defense artillery, messenger, medical vehicles, and vehicles displaying red emergency flags. Convoys pass only on permission of halted column commander.

h. Vehicle marking. Lead vehicles of serial carry blue flag and display cerise panel. Rear vehicles in serial carry green flag and display white panel.

i. Accidents. Officers at tail of each march unit investigate and take necessary action.

j. Guards. Air guards in all vehicles. Traffic guards will be posted at head and tail of each halted march unit.

6. Barriers and division blocking positions. Responsibility for preparation announced in operation orders. Responsible units submit barrier plan, overlays, and schedules to G3. Minefields reported on DA Form 1355 (four copies) to engineer. Other minefield reports as prescribed in Annex Z, Reports.

III. COORDINATION OF COMBAT SERVICE SUPPORT OPERATIONS

A. General. Brigades, separate battalions, squadrons, and separate companies receive combat service support from units (installations) as follows:

1. Each brigade and its attached and supporting units will be supported by the following units (installations) located in or near the brigade trains area:

a. Division support command.

(1) Forward support company of the maintenance battalion.

(2) Division forward distribution points for classes I, III, and fast-moving II, IV, VII, and X supplies.

(3) A medical company.

(4) A graves registration collection point.

(5) One or more bath teams.

(Classification)

(Classification)

(6) Forward maintenance and salvage collecting points.

b. Engineer battalion. One water point.

c. MP company (committed Brigades only).

(1) One MP platoon.

(2) A PW collecting point.

2. All other units will be supported from brigade trains area designated by the division G4 or from the division support area.

3. Brigade commanders will coordinate combat service support operations of attached units and movement, location, and security of combat service support units (installations) in brigade areas.

4. Supporting and supported units have a mutual responsibility for informing each other as to locations of unit (installations).

B. Coordinating Agency. The commanding officer, support command, is the division logistical operator. Selected division staff sections and units will provide representation to support command as required. All report receiving agencies will maintain current information at the support command headquarters by direct communication and liaison.

C. Logistical and Personnel Reports. Reports will be submitted by battalion and separate companies as prescribed in Annex Z, Reports.

D. Detailed Considerations.

1. Combat service support.

a. Coordinate through division support command. See B above.

b. Materiel and services.

(1) Supply.

(a) General. Unit distribution of all classes, except class V, by division to brigade or separate battalion trains area. Supply of class V by supply point distribution.

(b) Class I. One B ration of three meals combat individual in reserve in S&T battalion; nine meals, combat individual, for crew or personnel assigned to each vehicle. Begin ration cycle with supper meal.

(Classification)

(Classification)

(c) Classes II, IV, VI, VII, and X. Units requisition through S&T battalion. S&T battalion determines and maintains limited stocks of fast-moving items. Direct-exchange items from S&T battalion. Requisitions for items in excess of allowances and regulated or critical items through command channels.

(d) Class III. Issued on basis of empty tank truck or container for container. S&T battalion attaches tank trucks to units as appropriate. Each wheeled vehicle carries minimum reserve of 10 gal: except 1/4 ton truck, five gal. Individual vehicles refuel at any supply point on route.

(e) Class V. Units maintain basic loads. Replace expenditures from ASP or division class V distribution point, when authorized, on DA Form 581 (Request for Issue and Turn In of Ammunition) signed by DAO. Establish and replace nuclear/chemical ammunition loads on order. Separate DA Form 581 for nuclear munitions; firing unit provides transportation and security. Request for authority to exceed available supply rate to G4. Request for authority to stockpile ammunition in excess of basic load to C4, 24 hours prior to pickup time; request to be accompanied by DA Form 581 for quantity in excess of basic load.

(f) Class VIII. Requisition through medical battalion.

(g) Class IX (except cryptomaterial). Requisition through maintenance battalion.

(h) Class IX (cryptomaterial). Requisition through signal battalion.

(i) Water. All water except that secured from engineer water supply point considered contaminated. Water purification tablets issued to individuals with rations.

(j) Salvage. Unit commanders responsible for collection and evacuation to nearest maintenance and salvage collecting point. S&T battalion evacuates from collecting point.

(k) Captured materiel, see paragraph 11b3.

(l) Cannibalization. Controlled cannibalization is permissible within the provisions of AR 750-50.

(Classification)

(Classification)

(m) Transportation.

1. Dispatch of six or more vehicles in convoy rearward of division support area requires clearance from traffic headquarters.
2. Requests for additional transportation to division transportation office will specify number of persons or tonnage.
3. Emergency supply by air. Requests for supply by air to division support command, giving amount and identification of supply required, location and description of primary and alternate DZ or LZ: date, time, and method of delivery (airlanded, airdrop, parachute); DZ or LZ identification, summary of enemy situation vicinity of DZ or LZ; location of forward dispositions, and CEOI data (Appendix 64, Annex Z, Reports).

(2) Services.

- (a) General. Report location of logistical installations and unit trains to division support command.
- (b) Decontamination. Decontamination of areas, supplies, and equipment because of NBC munition attack will be limited to those essential for operations and survival.
- (c) Maintenance. Unit commander responsible for evacuation to axis of supply and evacuation or to forward support company maintenance and salvage collecting point. Support by forward support company includes all troops in immediate vicinity of supported brigade. Mobile repair teams will repair equipment on site or exchange as appropriate.
- (d) Signal (except cryptomaterial). Tag signal equipment for repair with unit designation and nature of trouble and notify maintenance battalion. Mobile repair teams repair equipment on site or exchange as appropriate. Cryptomaterial direct to signal battalion.

2. Personnel.

- a. Replacements. On request of brigade, battalion, and squadron commanders, AG assigns replacements direct to companies based on TOE position vacancies as reflected in the current morning report. Units receive replacements at replacement detachment and administration company on AG notification.

(Classification)

(Classification)

b. Discipline, law and order.

(1) Personnel awaiting trial, except those requiring physical restraint, remain with their units while in combat.

(2) In occupied areas, MP have authority to enforce laws and regulations and make apprehensions within division area without regard to nationality, service, or civilian status and require any US military personnel to assist them.

c. PW and civilian internees.

(1) PW evacuated by capturing brigade, battalion, or squadron to nearest division collecting point. PW and civilian internees evacuated from forward collecting points in brigade areas as arranged by PM.

(2) Wounded PW and civilian internees evacuated through medical channels.

(3) MP company operates division collecting point.

d. GRREG service.

(1) Commanders of all echelons responsible for collecting, identifying, and evacuating US, Allied, and enemy dead to GRREG collecting point. Mass burials only on instructions from division headquarters.

(2) One collecting and evacuation section of the GRREG platoon supports each brigade. Division collecting and evacuating section supports division troops.

(3) Isolated burials only when unavoidable. Report location of graves to division support command.

(4) Nonradioactive personal effects on body remain with deceased until arrival at cemetery.

(5) Units properly identify and forward personal effects found in area to supply and transport battalion without delay.

(6) Indigenous civilian dead interred by local civilians in accordance with local customs.

(Classification)

(Classification)

(7) Radiologically or chemically contaminated remains and personal effects not evacuated until decontamination completed.

e. Civilian personnel. When division is authorized to employ local civilian labor, units submit requisitions to division GI.

f. Morale and personnel services.

(1) Appropriate denominational chaplain support for assigned and attached units without assigned chaplains will be provided by chaplains of adjacent divisional units under the supervision and coordination of the division chaplain.

(2) Leave and division rest camp quotas will be filled.

(3) Decorations and awards.

(a) No quotas.

(b) Recommendations submitted by any person having knowledge of action of any other person. Time for processing kept at absolute minimum.

(c) All recommendations to division review board through channels.

(d) Presentation without delay at appropriate troop formation which, when practicable, includes associates and eye-witnesses.

(4) Unit mail delivery with class I supply (unit distribution).

(5) Unit commanders arrange with finance section for payment of troops, soldiers' deposits, and savings bonds.

(6) Army exchange items distributed with class I supply.

(7) Special services. Priority to combat troops.

g. Personnel procedures. Personnel receiving battlefield commissions will normally be assigned to own battalion or squadron and may be assigned to own company.

h. Medical evacuation and hospitalization.

(Classification)

(Classification)

(1) Medical battalion evacuates from unit aid stations. Units report location of aid stations to support command and nearest medical clearing station (medical company).

(2) Requests for aeromedical evacuation to division surgeon by most expeditious means.

3. Military-Civil Operations.

a. General. Division retains responsibility for all civil affairs activities in area except those specifically delegated to subordinate units.

b. Civil affairs units for designated communities (normally those exceeding 1,000 population) called forward when capture of community is imminent.

c. Resources. Safeguard public works, utilities, fuel and oil storage, and supply installations.

d. Logistical support.

(1) Maximum use of civilian resources for civilian relief, camps, control and health.

(2) Minimum military support for civilian relief on approval this headquarters.

e. Reports. Units immediately report capture of key civilian officials, national treasure, and stores of supplies to G5.

GRANT
MG

Annexes:

- A - Headquarters Management and Displacement
- B - Fire Support Coordination
- C - Method of Reporting Location of Units
- D - Actions to Reduce Effects of Enemy Chemical and Biological Attack
- E - Actions to Reduce Effects of Enemy Nuclear Attack
- F - Prediction of Fallout, Radiological Monitoring, and Survey
- G - Army Aviation
- H - Rear Area Security
- I - Division Tactical Operations Center
- J - Air Defense

(Classification)

(Classification)

Annexes (cont):

- K - Civil Military Operations
- L - Psychological Operations
- M - Electronic Warfare
- N - Airmobile Operations
- O - Movement Control for Logistical Operations
- P - Passage of Lines and Withdrawal Through Rearward Position
- Q - Medical
- R - Military Police Support
- S - Engineer
- T - Communications Electronics
- U - Aerial Reconnaissance and Surveillance
- Y - Distribution of OPORD and OPLAN
- Z - Reports

Distribution: A

OFFICIAL:

/s/ Blue

BLUE

G3

(Classification)

(Classification)

53d Infantry Division (Mech)
Fort Hood, Texas
8 April 1974

Annex A (Headquarters Management and Displacement) to SOP No 2

1. GENERAL. Division establishes CP's as follows:

a. Tactical Command Post (See App 2).

(1) Established on order of CG.

(2) Composition. CG, Aide, G2 representative, G3, Artillery representative, C-E representative, other staff and operating personnel as required.

(3) Security. One cavalry platoon.

b. Division Main. (See App 4).

(1) Includes Tactical Command Post when not operating separately.

(2) Composition. CG, Aide, CofS, G1, G2 (with special teams), G3, G4 and G5 sections; Hq Comdt, Chemical, Engineer, Army Aviation, Provost Marshal, C-E and Surgeon sections; Liaison Officers, Command Operations Company (-), Signal Battalion (-); Adjutant General elements; MP Company (-); Division Tactical Operations Center (DTOC). Section 1 (DTOC). Section 2 (Liaison Officers).

c. Division Alternate. (See App 3).

(1) Alternate DTOC.

(2) Composition. ADC(M); Aide; G2, G3, and FSE representatives; detachment of division headquarters and signal command operations companies; other staff operating personnel as required.

d. Division Rear. Composition. Admin company; Signal Support Operations Company (-); AG Section (-); Information Section; IG, SJA; Finance; Chaplain; Replacement Detachment and other representatives as required.

2. INTERNAL OPERATIONS.

a. Primary facilities in support of the CG, ADC's, and CofS will operate from the Main CP.

(Classification)

(Classification)

b. Staff sections provide own power supply other than DTOC Hq Cmdt provides assistance as required.

c. Hq Comdt coordinates security of CP using CP resources: resources incorporated within security force when allocated by G3.

d. Hq Comdt encloses DTOC area with concertina wire, and provides power supply.

e. DTOC enclosure is supervised by the G3.

(1) Actions upon closing CP location:

(a) Determine locations and spot vehicles and off-load tents.

(b) Release vehicles to motor park.

(c) Establish local security.

(d) Install signs and erect tents.

(e) Camouflage tents and equipment.

(f) Report: Staff Section strengths to Hq Comdt.
Activity operational start times to G3.

(2) Actions after closing CP locations.

(a) Hq Comdt: Finalize CP defense for air and ground attack; establish dining facilities (General's, officer and enlisted); present admin portion of daily briefings for enlisted personnel as requested by SGS; provide necessary personnel and equipment to the command area as requested by SGS.

(b) Staff Section Coordinators: Furnish Hq Comdt a sketch of internal defense plan; supervise camouflage, noise and light discipline; conduct police, security and safety inspections; assure field sanitation procedures are observed; furnish enlisted personnel for daily briefings as requested by SGS; etc.

(c) SGS; Provide Hq Comdt with personnel and equipment requirements; coordinate use of briefing tent; conduct tactical portion of daily enlisted briefings (two briefings daily to compensate for shift changes) (Hq Comdt will present administrative portion of briefings); keep G3 informed of location of CG and Co's, i.e., time of departure, destinations, estimated travel times, mode of travel and estimated time of return to CP.

(Classification)

(Classification)

f. TAC and Rear (when established) CP will operate in the general manner described in para 2e, above.

3. MOVEMENT OF THE HEADQUARTERS

a. General locations for establishment of CP will be selected by G3 in coordination with C-E0. G1, in conjunction with the HQ Comdt and C-E0, will conduct detailed reconnaissance and select specific locations.

b. Hq Comdt will publish march orders for movement of Division CP and will control all displacements of CP. Main CP remains operational and in control unless otherwise specified.

c. Road marches. See para 11e5 of basic.

(1) Vehicles will have canvas moved (M151s, trailers and other vehicles will have canvas installed only as necessary to protect cargo).

(2) Each vehicle will have a driver and assistant driver, in full uniform, as prescribed by Hq Comdt.

(3) Headlights will be used as safety requirements dictate, when authorized, during darkness and periods of reduced visibility; there is no requirement to use headlights during daylight.

4. Actions upon destruction, neutralization, or incapacitation of the controlling division CP.

a. When the controlling division command post is destroyed, neutralized, or otherwise becomes incapable of exercising control of assigned or attached elements, the ADC(M) or the next senior officer in the designated succession of command will assume control of the division. The designated location from which control will be exercised in order of relative priority is:

- (1) Division Main
- (2) Division Tactical Command Post (if activated)
- (3) HQ DIV ARTY (Division Alternate)
- (4) HQ Reserve Brigade
- (5) HQ Forward Brigade

b. Survivors from the destroyed or neutralized CP controlling the division will move remaining equipment and files to the new CP location from which control will be exercised.

(Classification)

(Classification)

c. The commander or OIC of the CP designated to next exercise control of the division will automatically assume control of the division until the next senior officer in the designated succession of command arrives at the new CP location. If the next and first succeeding officer in the succession of command does not arrive or establish effective communications with the new CP location within one hour from the time that the previous controlling CP location was destroyed/neutralized, the commander or OIC of the new CP will attempt to contact, within 30 minutes, the remaining officers identified in the designated succession of command. If the commander or OIC of the new CP cannot locate and maintain effective communications with an officer in the designated succession of command within two hours from destruction/neutralization of the previous controlling CP, he will then request command group augmentation to the division from corps. This request will initially be forwarded to corps via voice communications means and followed immediately by record copy FLASH precedence communications means.

GRANT
MG

Distribution: A

OFFICIAL:
/s/ Blue
BLUE
G3

(Classification)

Appendix 1 (Command Post Layout) to Annex A (HQS Management and Displacement)
to SOP No 2, 53d Inf Div (Mech).

A-1-1

(Classification)

Appendix 2 (TAC CP Displacement) to Annex A (Headquarters Management and Displacement) to SOP NO 2, 53d Inf Div (Mech).

1. PURPOSE. This appendix specifies the personnel, equipment, and communications required for the TAC CP element and applies unless modified by division order.

2. DEFINITION. A TAC CP is defined as a small group of command personnel and equipment established to permit the division commander to command and control the division for short periods of time (e.g., often up to 24 hours) from the best forward location. The G3 will give continuous consideration to deployment of the TAC CP and often deploy the equipment at a forward location, i.e., brigade trains area, to reduce vulnerability and the main CP profile.

3. PERSONNEL. The following personnel will constitute the TAC CP element when deployed:

Command Group	FSE
*CG or ADCM	FSE Asst
*Aide	Op Sgt
Light Vehicle Driver	Lt Vehicle Driver
G2 Section	TASE
Deputy G2 (Maj)	Air Liaison Officer (05)
R&S Intel Sgt (E7)	Ground Radio Commo Repairman
SS/EWE Off (Lt) (ASA)	
SS/EWE NOIC (E6/7) (ASA)	
SS/EWE Spec (E4) (ASA)	
Light Vehicle Driver	
Personnel Carrier driver	
G3 Section	Communications Support
*G3	ASA(SI) Communications (3 personnel)
Asst G3 Ops (Maj)	Div Sig Bn (6 personnel)
Asst C Ops Sgt (E8)	Radio Teletype TM C
Lt Vehicle Driver	Radioteletype Oprs (2)
Personnel Carrier Driver	Multichannel TM C
	Multichannel Oprs (3)

*Denotes personnel that join the TAC CP when shift of control is imminent.

4. EQUIPMENT. Equipment required to support the TAC CP element is as shown in Inclosure 1, this appendix.

5. COMMUNICATIONS:

a. Equipment and personnel required to establish/provide TAC CP communications are as shown in Inclosure 1, this appendix.

(Classification)

(Classification)

b. The following nets/facilities will be established:

- (1) Division Command Net (FM)
- (2) Division Ops/Intel Net (FM)
- *(3) AF Air Request Net (AM SSB)
- *(4) AF Air Direction Net (UHF)
- (5) Division Operations RATT net
- (6) One each 12 channel VHF radio terminal (to Main)
- ** (7) AN/VRC-46 w/SI Key List

* AN/MRC-107 provided by USAF LO

** (SI) facility provided by ASA

c. Configuration of communications facilities is shown in Inclosure 2, this appendix.

(Classification)

(Classification)

Inclosure 1 to Appendix 2 (TAC CP Displacement) to Annex A (Headquarters Management and Displacement) to SOP No 2, 53d Inf Div (Mech).

COMPOSITION OF TAC CP

<u>Personnel</u>	<u>Equipment</u>
Command Group CG or ADC(M) Light Vehicle Driver	1/4T w/VRC-12, mdt in 1/4T
G3 Section G3 Asst G3 (Ops)(Maj) Asst C Op Sgt (E8) Light Vehicle Driver Personnel Carrier Driver	1/4T w/VRC-46 M577 w/VRC-47
G2 Section Deputy G2 (Maj) R&S Intel Sgt (E7) SS/EWE Off (Lt) SS/EWE NCOIC (E6/7) SS/EWE Spec (E4) Lt Vehicle Driver Personnel Driver	1/4T (2) M577 w/VRC-46
FSE FSC Asst Op Sgt Light Vehicle Driver	1/4T w/VRC-46*
TASE Air Liaison Officer Ground Radio Comm Repairman	1/4T w/MRC-107
Communications Support ASA (SI) Communications (3 personnel) Division Signal Bn - RATT (3 pers) - VHF (3 pers)	1/4T w/VRC-46 (SI key list) 1 1/4T w/GRC-142 1 1/4T w/TRC-145

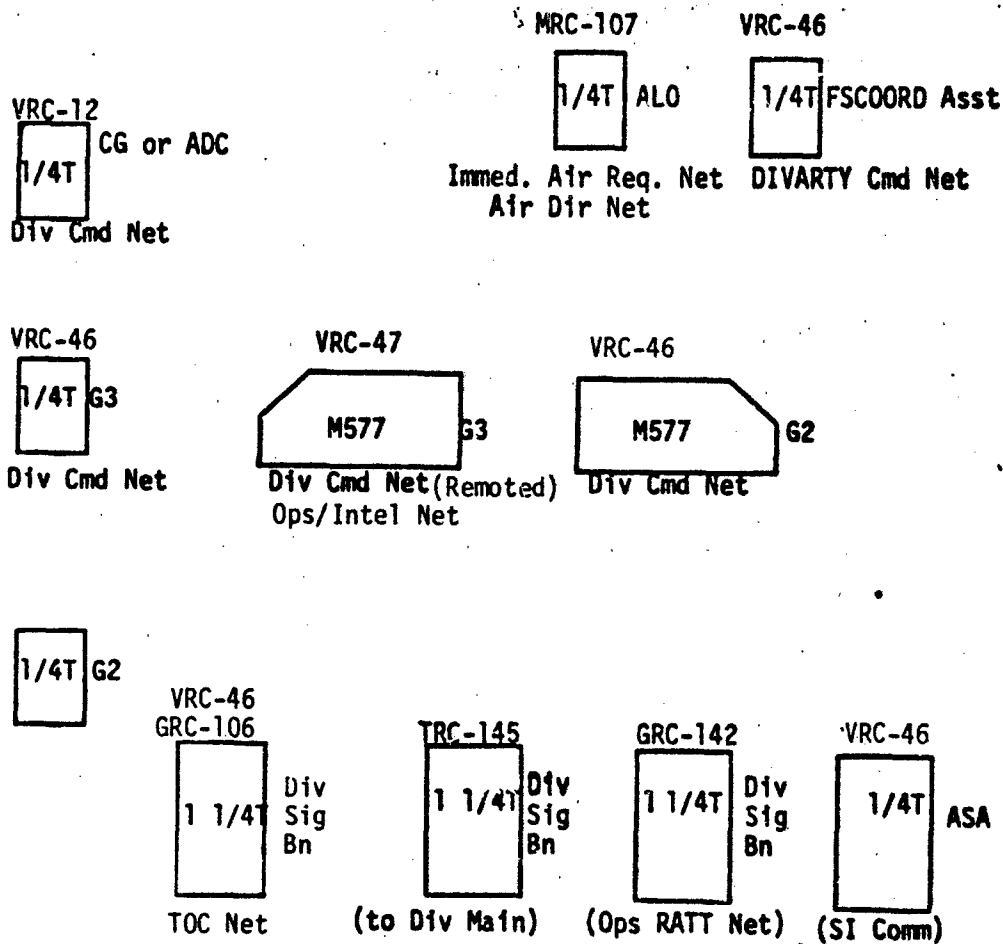
* DivArty supplied - not part of FSE section TOE authorization.

(Classification)

A-2-1-1

(Classification)

Inclosure 2 to Appendix 2 (TAC CP Displacement) to Annex A (Headquarters Management and Displacement) to SOP No 2, 53d Inf Div (Mech).



(Classification)

A-2-2-1

(Classification)

Appendix 3 (Alternate CP) to Annex A (Headquarters Management and Displacement) to SOP No 2, 53d Inf Div (Mech).

1. PURPOSE. The purpose of the alternate CP is to maintain information concerning:

a. The current mission, operational capability, and disposition of forces assigned/attached to or in direct support of the division.

b. The existing enemy situation.

2. DEFINITION. An Alternate CP is defined as a facility which assumes and retains control of the forces assigned to or in direct support of the division under the following conditions:

a. Confirmed destruction of the controlling CP.

b. Neutralization of the controlling CP.

c. Incapacitation of the controlling CP.

d. Upon notice of the commander.

3. CONCEPT. Unless otherwise designated, DivArty headquarters will serve as the division alternate CP and may be augmented by personnel assigned to the division or from an augmentation to the division for such purposes. Sufficient data must be maintained to allow the alternate CP to exercise control of the division up to 72 hours. For contingencies requiring control in excess of 72 hours, the Alternate CP will require sufficient augmentation, either from division assets or Corps, to perform those control and planning functions normally performed by the Main CP. Initial augmentation will be achieved by assembling those survivors from the division main CP.

4. TECHNIQUE. The Assistant Chiefs of Staff, i.e., G1, G2, etc, at Division Main will update his counterpart at the Alternate CP at least every two hours. Notification of a negative update is required.

a. Teletype messages. Alternate CP will be included as an information addressee on all teletype messages originated by:

(1) Division Main

(2) Division Rear

(3) DISCOM

(Classification)

(Classification)

- (4) Brigades
- (5) Div Arty
- (6) Separate battalions
- (7) ACS

Alternate CP will also, as considered appropriate by the action agency, be provided copies of all incoming messages from Corps or higher which would affect the operational status/conditions of the division.

b. Plans and orders: The Alternate CP will be furnished copies of written plans and orders originated by the organizations defined in para 4a above.

c. Reports: Copies of recurring reports required to be forwarded to division by Annex Z, not previously transmitted by teletype, will also be furnished the alternate CP.

5. FUNCTIONS. Functions of the element comprising the alternate CP are identified as follows:

a. GI/PM element. Supervise a system of records and reports showing the status of personnel and provost matters in the command. Data required to keep the commander informed including, but is not limited to, reports of direct and immediate concern, personnel daily summaries, special strength reports (emergency type), periodic personnel reports, traffic control, circulation control map, PW reports, etc., and any information of the command considered to be a limiting factor to conduct combat operation.

b. G2 Element. Supervises a system of records, maps, and reports showing status of intelligence matters in the command as a whole, including data required to keep the commander informed on the current enemy situation and reports of direct and immediate concern, including INTSUM's, significant spot reports, collection agencies, current enemy situation map, etc. BICC type support is provided by the headquarters charged with the Alternate CP mission.

c. G3 Element (includes ACE, TASE, ENGR, C-E, and FSE). Supervises a system of records, maps, and reports showing status of operational matters in the command as a whole, including data required to keep the commander informed on the current friendly situation and reports of direct and immediate concern, including SITREP, significant spot reports, operational capability, current location, etc.; FSE type activities will be provided by Div Arty. When other than Div Arty has the mission, FSE augmentation is required.

(Classification)

(Classification)

d. G4 Element. Supervises a system of records, maps, and reports showing status of logistical matters in the command as a whole, including data required to keep the commander informed on the current and projected logistical posture of the command and reports of direct and immediate concern, including critical items, status of Class III and V supplies, etc.

e. FSE (when not performed by DivArty). Supervises a system of records, maps, and reports showing status of artillery in the command as a whole, including data required to keep the commander informed on the current artillery assets of the command and reports of direct and immediate concern, including operational capability, current location, etc..

6. CONTINUITY OF OPERATIONS.

a. In order to insure continuity of operations, the alternate CP will maintain continuous communications with the controlling CP by monitoring the division CG command/net and ops/intel and making communications checks every 30 minutes (both secure and clear) when no transmissions have been made by the controlling CP. If those communications checks are not successful, the alternate CP will attempt to contact the controlling CP via other voice communications means.

b. If no communications can be established with the controlling CP, the alternate CP will take the following actions:

(1) If TAC CP had been the controlling CP, inform division Main that communications with the TAC CP have been lost.

(2) If division MAIN had been the controlling CP, or no communications can be established with either the MAIN CP, or TAC CP.

(a) Assume control of the division.

(b) Using succession of command outlined in paragraph II A1e, notify senior officer of the assumption of control.

(c) Dispatch a liaison team to location of previous controlling CP to determine cause of communications outage if cause cannot be otherwise determined.

(d) If communications outage has been caused by destruction/neutralization of CP, follow procedures outlined in paragraph II A1e, this SOP.

(Classification)

A-3-3

(Classification)

7. PERSONNEL. Personnel to operate the alternate CP are those personnel currently assigned per TOE, HHB, DIVARTY with the following augmentation:

GI/PM Element:					Remarks
Pers Mgmt Spv	E7	NC	71H50	lea	
G2 Element					
Intel Off	CPT	MI	E9301	lea	
Intel Sgt	E7	NC	96D40	lea	
Intel Analysts	E5		86B20	lea	
G3 Element					
Asst G3	MAJ	AM	E2162	lea	Also performs ACE functions.
Asst G3	CPT	AM	2163	lea	Also performs ACE function.
Opns Sgt	E7	NC	11F50	lea	
*Asst ALO	TBD	USAF	TBD	lea	
*Gnd Radio Rpm	TBD	USAF	TBD	lea	
G4 Element					
Asst G4	CPT	NO	56	lea	
Total OFF/EM				5/5	

*Current USAF doctrine is to provide these from the reserve Brigade when required.

8. Equipment.

<u>Nomenclature</u>	<u>Quantity</u>
Truck, 1 1/4T, w/3/4T Trailer	lea
Truck, 1/4T, w/trailer	lea
AN/MRC-107 (USAF)	lea
Tent, GP, Medium	lea

Other equipment required will be provided from within the resources of HHB, DIVARTY or other headquarters with the mission of providing the Alternate CP as appropriate.

9. COMMUNICATIONS. All standard communications will be provided by the command signal center platoon of command operations company division signal battalion. Listed below are the normal existing DIVARTY communications. Double asterisk indicates those means that would be obligated to support alternate CP mission.

Corps Arty FD Net (SSB-RATT)
Corps Arty Survey Channel (FM)
**Div CG Cmd Net (FM)

(Classification)

A-3-4

(Classification)

- **Div Intel Net (FM)
- **Div BICC Net (AM RATT)
- **Div Admin Log Net (AM RATT)
- **Div TOC Net (SSB-Voice)
 - Div Arty Cmd/FD Net (FM)
 - Div Arty Cmd/FD Net (SSB-RATT) CF1
 - Div Arty Cmd/FD Net (SSB-RATT) CF2
- **Multichannel (VHF)
- **Air Defense Liaison Net (AM-Voice)
- **Air Request/Air Direction Net
- **Air Defense Bn Command/FM

10. CURRENT INFORMATION. The Alternate CP monitors those nets listed in 9b above to maintain a current operational data base.

11. ASA SUPPORT. As required, an ASA communications terminal with appropriate personnel will be provided by HHC of the ASA battalion on request.

(Classification)

(Classification)

Appendix 4 (Main CP Displacement) to Annex A (Headquarters Management and Displacement) to SOP No 2, 53d Inf Div (Mech).

1. PURPOSE. This appendix outlines general procedures to be used in displacing the Main CP by echelon with the TAC CP being forward, established, and having assumed control. (See appendix 2 this annex for TAC CP Displacement).

2. METHOD:

a. Method 1: TAC CP deployed and in control.

(1) TAC CP establishes communications to higher and lateral headquarters prior to main displacing.

(2) Main displaces administratively by serial and closes on TAC CP.

(3) Main becomes operational and resumes command and control from TAC.

b. Method 2: TAC not deployed - control at main.

(1) Main displaces by echelon using the TAC CP as the nucleus with other elements as depicted at inclosure 1, this appendix.

(2) TAC (+) arrives at new location and becomes operational; establishes communications with higher, lateral and subordinate commands.

(3) Command and control is passed to TAC (+).

(4) Second echelon displaces and closes on TAC (+).

(5) Main becomes operational and resumes command and control from TAC (+).

3. PERSONNEL, VEHICLES, AND COMMUNICATIONS EQUIPMENT. The personnel, vehicles, and communication equipment (other than provided by division signal battalion) are shown by sections in inclosure 1. TAC CP composition is found in appendix 2, this annex.

4. PROCEDURES. The following procedures generally will be applicable.

a. Notification of Main CP movement will be given the C-EQ as much in advance as possible.

b. The G3 in coordination with C-EQ selects the general location of the Main CP.

(Classification)

A-4-1

(Classification)

c. GI, in conjunction with Hq Cmdt and C-E0, conduct a detailed reconnaissance and select specific locations.

d. The HQ Cmdt leads the quartering party to new CP location and issues guidance.

e. Coordination will be effected with the TAC CP which will assume control of the division at least 30 minutes prior to movement time.

f. Main CP displaces to new location by echelons on order of Commanding General or Chief of Staff.

g. The Main CP will have operational communications to higher, lateral, and subordinate headquarters before resuming control of the division, i.e., minimum capability is RATT; desired capability multichannel with corps and lateral divisions; DTGC point to point voice.

(Classification)

A-4-2

(Classification)

Inclosure 1 to Appendix 4 (Main CP Displacement) to Annex A (Headquarters Management and Displacement) to SOP No 2, 53d Inf Div (Mech).

DIVISION MAIN CP DISPLACEMENT WITH TAC CP NOT DEPLOYED

1. TAC CP - see appendix 2, this annex.

2. Personnel

Equipment

G1/G4

Asst G1 (Maj)
Asst G4 (Maj)
Lt Veh Driver

Truck, Utility, 1/4T

G2

Intel Off
Intel Analyst

Truck, Utility, 1/4T
Radio Set, AN/VRC-46

G3

None

ACE (includes Avn)

Ops Officer (AD)
Aviation Off
RTO/Driver
Ops Sgt AD or Avn

Truck, Utility, 1/4T
Radio Set, AN/VRC-46

Div Signal Section

Asst Div Sig Off
Tel & TT Off
SOI Clk (Drv)

Truck, Utility, 1/4T
Radio Set, AN/VRC-47

FSE

Target Analyst

Rides w/G2 intel off

Communications Support

Corps Cmd RATT Sta (Corps Sig Bn-
3 Pers)
Div TOC Sta (Div Sig Bn - 3 Pers)

Truck, Cargo, 1 1/4T w/GRC-122
Truck, Cargo, 1 1/4T w/GRC-106 &
AN/VRC-46

(Classification)

A-4-1-1

(Classification)

53d Infantry Division (Mech)
Fort Hood, Texas
8 April 1974

Annex B (Fire Support Coordination) to SOP No. 2, 53d Inf Div (Mech)

1. General.

a. Fire support coordination is the effective planning and integration of fire support to insure that targets are adequately engaged by the most appropriate means of fire support available.

b. Fire support coordination will be accomplished at the lowest echelon which can effect fire support to the degree required by the mission.

2. Responsibilities.

a. The force commander is responsible for all matters relating to fire support.

b. G3 is responsible for general staff supervision of fire support coordination.

c. Fire Support Coordinator (FSCoord) is the senior Field Artilleryman at each echelon, from maneuver battalion to division. He is responsible for coordination of all supporting fires on surface targets, whether planned or targets of opportunity, regardless of the source of fire. He establishes and supervises the operation of the fire support coordination agency at his echelon.

d. Fire Support Element (FSE) is an element of the DTOC formed of members of Division Artillery. FSE insures that the following principles of fire support are adhered to:

- (1) Maximum yet economical use of responsive fire support.
- (2) Type of fire support requested by the maneuver element is furnished, if available.
- (3) Fire missions assigned to most effective agency for accomplishing mission.
- (4) Rapid coordination accomplished in all cases.
- (5) Fire support accomplished by lowest echelon capable of accomplishing mission.
- (6) Adequate safeguards provided to friendly troops, vessels, and installations.

(Classification)

(Classification)

Annex B (Fire Support Coordination) to SOP No. 2, 53d Inf Div (Mech)

(7) A common target numbering system is used. Appendix 3.

(8) Fire support resources are not wasted by unnecessary overkill of targets.

(9) Policies of Division Commander and Division Artillery Commander pertaining to fire support are implemented.

3. Scope of Fire Support Coordination within the Division.

a. Maneuver Company Level. Company Commander coordinates his own scheme of maneuver or plan of defense. He is assisted by artillery forward observer and forward air controller.

b. Maneuver Battalion Level. Fire support coordination accomplished by the direct support artillery liaison officer and tactical air control party.

c. Brigade Level. Fire support coordination accomplished by the direct support liaison officer and other available support agencies.

d. Division Level. A formal agency, the FSE, functions within the DTOC to perform responsibilities outlined at paragraph 2 above.

e. The fire support coordination agency at each echelon is responsible for insuring that the fire support plans and type of support for their respective echelon is prepared and coordinated throughout their development and use, and that the plans are transmitted to appropriate agencies to standardize procedures for the exercise of fire support coordination within the division.

4. Functions of the FSCORD.

a. Resolves all conflicts between fire support agencies.

b. Receives and processes requests for fire support agencies.

c. Recommends targets to be attacked by special weapons.

d. Recommends allocations and assignment of fire support means.

e. Initiates and coordinates requests for additional supporting fires.

5. Fire Support Coordination Element - DTOC.

(Classification)

(Classification)

Annex B (Fire Support Coordination) to SOP No. 2, 53d Inf Div (Mech)

a. Composition: FSE, G2 Air, G3 Air, ALO, CBRM, ACS, Air Defense Element, and Naval Gunfire Liaison Officer (NGLO). The Division Fire Support Coordinator will coordinate the fire support function of the Fire Support Coordination Element during field operations.

b. FSE:

- (1) Represent Artillery Officer at the DTOC.
- (2) Coordinate all fires on surface targets for the division.
- (3) Write Fire Support Plan and coordinate development and publication of appendices thereto.
- (4) Provide staff supervision of nuclear weapons program.
- (5) Conduct target analysis for nuclear weapons fires.

c. G2 Air:

- (1) Coordinate through the Corps G2 Air the division requirements for tactical air reconnaissance (Air Force). Arrange for pre-strikes and post-strike (damage assessment) reconnaissance for friendly "nuclear strikes that cannot be accomplished" by Target Acquisition Battalion.
- (2) Prepare requests for organic army aviation reconnaissance.

d. G3 Air: Approves or disapproves requests for Tac Air, within delegated staff authority. He integrates close air support with the ground tactical plan. He advises the TACP of the ground tactical situation. He prepares the air support appendix to the fire support annex to operation plans and orders.

e. ALO: Air Force Representative.

f. CBRM: Chemical, Biological, Radiological Element.

- (1) Coordinate chemical fire support.
- (2) Conduct target analysis for chemical fires.
- (3) Prepare fallout prediction data.

g. ACS: Coordinates information on artillery firing and provides in-flight advisor warning to Army aviation elements.

h. Air Defense Element (when available): Coordinates Army air defense with other tactical and tactical support agencies located at the TOC.

(Classification)

(Classification)

Annex 2 (Fire Support Coordination) to SOP No. 2, 53d Inf Div (Mech)

i. Naval Gunfire Liaison Officer (when available): Coordinates naval gunfire with other tactical and tactical support agencies of the FOC.

j. AAE: Army Aviation Element.

6. Fire Support Coordination and Limiting Measures.

a. Zones of Fire. To support the action, zones of fire are assigned to artillery units for control of fire laterally and in depth. Lateral limits within which a unit must be able to fire may be designated by points or line. The depth of a zone may be designated by prescribing minimum and maximum range lines. The zone of fire for a direct support battalion is dictated by the tactical mission.

b. Boundaries. Designated geographical area for which a particular unit is responsible. No fire support agency will deliver fires across boundaries, unless such fires are coordinated with the fire support coordinator of the unit to which the area is assigned. Fires to be delivered within 500 meters of division boundaries will also be coordinated. To expedite the attack of targets, fires may be delivered across boundaries, without coordination, when the **targets** are located beyond an established No-Fire Line.

c. No-Fire Line (NFL). A line established by the direct support artillery battalion commander in coordination with the supported unit without clearance from the direct support artillery battalion that established it. No coordination is required for fires delivered beyond the NFL. The direct support artillery battalion that established the NFL is responsible to notify Div Arty of its location and any changes concurrent with the maneuver situation. Division Artillery consolidates and distributes the information on the NFL to the division FSE, to subordinate units, to reinforcing artillery units, to adjacent division artilleries, and to the corps artillery FDC.

d. Fire Support Coordination Line (FSCL). The FSCL is a line established by the Corps Commander to insure coordination of conventional and nuclear fires which are not under his direct control, but which may affect current tactical operations.

e. Fire Coordination Line (FCL). A line between two forces beyond which fires may not be delivered without coordinating with the affected force. It is normally established along well defined terrain features to coordinate fires between covering forces. The FCL is established by the headquarters that controls both forces. Wherever possible, the FCL should follow well-defined terrain features so that it is recognizable from the air.

(Classification)

B-1

(Classification)

Annex B (Fire Support Coordination) to SOP No. 2, 53d Inf Div (Mech)

f. Free-Fire Area (FFA). A free-fire area is a specific, designated area into which any fire support means may be delivered against known or suspected ground target(s) without coordination between the force requesting and/or delivering fires, and the agency that established the FFA. The area should normally be easily identified from the air, although it may, at times, be designated by gridlines. Normally, the status of the FFA is specified with an effective date/time group for commencement and termination. The FFA is established by the force commander, announced to all subordinate units and displayed on a map (overlay) with the area outlined and the words "Free-Fire Area" and the date/time group written within. Units are then authorized to fire into this area without further coordination with the force headquarters.

g. No-Fire Area (Restricted Fire Area).

(1) The No-Fire Area (NFA) is a specific, designated area into which no fire support means will deliver fires or into which no effects from their fires will penetrate. Two exceptions to this rule follow:

(-) When the establishing agency requests or approves fires (temporarily) within the NFA on a mission basis.

(h) When an enemy force within the NFA is engaged and in the opinion of the commander is a major threat to the security of US (allied) forces and there is not enough time to gain the approval of the established agency to fire into the NFA. At such time, the commander will engage the enemy to defend his forces.

(2) A no-fire area is usually established in a situation in which combat is taking place on the home lands of an allied force. Its primary purpose is to protect a friendly civilian population from friendly fires. NFA's are established through liaison with the ally concerned. Such liaison is normally conducted at a higher level than division, but may be conducted at the maneuver battalion level if the situation warrants. The NFA is portrayed in overlay form, is bordered in red, and has red diagonal lines running through it. The effective date/time group for commencement and termination are written within the circumscribed area.

h. Air Safety. Restrictions on artillery fires during airstrikes and airborne operations controlled by division FSE in the TOC. Orders transmitted through fire support channels.

7. Nuclear Weapons Employment. Appendix 1.

a. The FSCCOORD at each level assists the commander in establishing damage criteria and troop safety criteria. Normally, damage criterion is target destruction, and troop safety criterion is negligible risk to unarmored, exposed personnel.

(Classification)

(Classification)

Annex B (Fire Support Coordination), to SOP No. 2, 53d Inf Div (Mech)

b. Commanders guidance for employment of nuclear weapons should contain:

- (1) Type of target to engage.
- (2) Results desired.
- (3) Assignment policy and desired nuclear reserve to be retained.
- (4) Restrictions or restraints to be imposed.

a. Risk criteria, unless otherwise directed by division commander negligible risk for unwarned, exposed troops.

b. Release authority for nuclear or chemical munitions is division commander or designated representative.

c. Allocation, Assignment, and Special Ammunition Loads. FSC recommends allocation and assignment to the commander.

(1) Allocation is the apportionment of specific numbers and types of complete special ammunition rounds to a force commander for a stated period of time. This apportionment is made for use as a planning factor for the development of plans. ALLOCATION DOES NOT AUTHORIZE EXPENDITURE.

(2) Assignment is a specified number of complete special ammunition rounds authorized a force commander. Assignment may be made for a specific time period, for a given phase of an operation, or to accomplish a particular mission. Assignment of weapons is to the force commander only, regardless of who has physical possession of the rounds or the ability to launch them. ASSIGNMENT IS AUTHORITY TO EXPEND.

(3) Special ammunition load (SAL) is a specific quantity of special ammunition carried by a delivery unit.

d. Commanders at all echelons may request nuclear attack of a potential target. The request is forwarded through FDC channels for approval to the echelon authorized expenditure and able to achieve the desired results.

e. Only force commanders who have received a nuclear weapons assignment can authorize delivery (send fire order).

f. Requests for nuclear weapons delivery must be processed through artillery FDC channels.

(Classification)

(Classification)

Annex B (Fire Support Coordination) to SOP No. 2, 53d Inf Div (Mech)

g. The FSCoord will insure that the requests include the following data:

(1) Target number, size and type of special ammunition round, target location and altitude, description of target (type, size, and degree of protection), method of engagement, and control (TOT or other).

(2) Commanders guidance.

h. Prior to forwarding a nuclear fire request, commander will:

(1) Confirm that a valid assignment of special ammunition exists.

(2) Insure that target is analyzed by a commissioned officer having a valid prefix-5. If the requesting echelon does not have a qualified analyst, request will be forwarded to the higher echelon having such a capability.

(3) Transmit notification of intent to fire to division (FSE) for approval.

(4) Use RATT as primary means of communication. Authenticate all nuclear messages transmitted by other means.

(5) Be prepared to inform division of post-strike data.

i. Div Arty FDC will:

(1) Confirm that a valid assignment exists.

(2) Forward request to FSE for target analysis.

(3) Issue warning order to delivery unit.

(4) Issue fire order on receipt of approval from FSE.

(5) Use RATT as primary means of communication.

(6) Inform Corps Arty of intent to use special weapon.

(7) Inform DS battalion of any post-strike information.

j. FSE will:

(1) Confirm that a valid assignment exists.

(Classification)

(Classification)

Annex B (Fire Support Coordination) to SOP No. 2, 53d Inf Div (Mech)

- (2) Analyze the target.
- (3) Inform G3 of intent to use special weapon and obtain and transmit approval to FDC.
- (4) Monitor broadcast of warning to friendly elements. In the event warning is not broadcast in sufficient time, inform direct support battalion CO.
- (5) Inform TASE, AAE, and CBRE of intent to use special weapon.
- (6) Transmit special weapon fire request to Div Arty S3.
- (7) Use RATT as primary means of communication.
- (8) Initiate post-strike reconnaissance.
- (9) Maintain current special weapons allocation, assignment and load data.
- (10) Insure that effective wind message is current and distributed.

8. Target Designation System. Appendix 3.

9. Naval Gunfire Support.

a. Naval gunfire will be fired by direct support ships of the echelon concerned, using naval gunfire procedures. If additional naval gunfire is required, it will be requested from next higher FSE through naval gunfire channels.

b. Shore fire control parties will control and adjust naval gunfire; adjustment of naval gunfire may be conducted by an artillery FO in emergencies only.

c. Combat service support of naval parties will be by units to which attached.

d. If air naval gunfire liaison company is attached, channels through F34 will be employed for naval gunfire and control of naval air.

10. Tactical Air Support (USAF). Appendix 2.

(Classification)

(Classification)

Annex B (Fire Support Coordination) to SOP No. 2, 53d Inf Div (Mech)

11. Army Aviation. The Division Airspace Control Element (ACE) of the DTIC will coordinate the use of division aircraft with G2, G3, TASE, FSE, and Corps Aviation Officer, as required.

12. Smoke. Smoke missions must be coordinated through and approved by the brigade responsible for the zone in which it is to be fired. Smoke missions affecting more than one brigade's sector must be coordinated through fire support or G3 channels and approved by the G3 prior to their execution.

13. Improved Conventional Munitions (ICM) - "Firecracker".

a. The Improved Conventional Munition (ICM) projectile, hereafter referred to as the "Firecracker" round, provides the field artillery with an anti-personnel weapon that has proved to be accurate and superior in lethality to the conventional HE round.

b. The following conditions will be met prior to firing the Firecracker round:

(1) Approval to fire has been obtained from the Division Artillery Commander, or his designated representative, and the brigade commander, or his designated representative.

(2) The target has been determined to be one that can be successfully engaged with the Firecracker round.

(3) It has been determined that the effects of the round will be observed upon impact.

(4) The commander of the unit who has responsibility for the area into which the round will impact, or his designated representative, and the commander whose unit will move into the impact area, or his designated representative, is advised of the probable results and effects of the round and has accepted the dangers involved.

(5) All computations and settings have been double-checked.

(6) A Minimum Safe Distance (MSD) of 600 meters between friendly units and the point of impact has been obtained, or the ground commander, or his designated representative, has accepted the dangers inherent to a smaller MSD.

c. All personnel will be advised not to touch, move, or handle projectile duds or unexploded grenades. Units will mark and report the location of all unexploded grenades or dud projectiles to G3 by the most expeditious means.

(Classification)

(Classification)

Annex B (Fire Support Coordination), to SOP No. 2, 53d Inf Div (Mech)

d. Forward observers and personnel trained in calling in artillery support will be further trained to recognize a target which can be effectively engaged with the Firecracker round. These personnel will also be instructed to realize that the dud rate and the inherent danger to friendly troops will increase if the round is employed in areas of medium to heavy foliage or in swamp or snow-covered areas.

14. Battlefield Illumination.

a. Request for battlefield illumination will be processed through Direct Support Artillery units. Request must be approved by G3 (coordinated with FSE) except as indicated below:

(1) There are no restrictions on illumination by organic weapons of maneuver units.

(2) Emergency illumination by artillery which is approved by Direct Support Artillery Battalion Commander. DTOC must be notified by the fastest means available.

b. Searchlights and aircraft for battlefield illumination will be controlled by G3 (coordinated with FSE) at DTOC.

15. Communications.

a. Request for nuclear and toxic chemical fires from Brigades to Division FSE will be transmitted through Fire Support Channels.

b. Immediate tactical air support requests will be transmitted over the Air Force Air Request Net (HF/SSB).

c. All enemy active ECM will be reported by the most expeditious means to Division Signal Officer.

d. Immediate requests sent by electrical means are assigned a precedence of IMMEDIATE and are preceded by the words "IMMEDIATE AIR REQUEST". Message thus sent takes priority over other IMMEDIATE messages and those of lower precedence.

e. TACP maintain a station in the tactical air direction net; net frequency to be announced; Call signs in GEOI.

f. See Annex Z (Reports).

16. NUCLEAR AND CHEMICAL MUNITION CASUALTY-DAMAGE CRITERIA AND HAZARD AREAS
Different types of targets require different amounts and types of effects

(Classification)

Reproduced from
best available copy.

B-10

(Classification)

Annex B (Fire Support Coordination) to SOP No. 2, 53d Inf Div (Mech)

dependent on their offensive or defensive posture. When lacking definitive information, the following criteria will be used:

a. Targets for nuclear munitions:

(1) Destruction requires coverage of at least 30 percent of the target area with the desired effects; .3/.4 is index criterion.

(2) Neutralization requires coverage of at least 10 percent of the target area with the desired effects; .1/.2 is index criterion.

(3) Targets of unknown composition are assumed to be protected personnel.

(4) Point targets. Nuclear delivery means and single element targets will be attacked with a 90-percent probability. Other targets such as small area targets should require at least a 40-percent probability.

(5) The CG must approve fallout-producing bursts. When fallout is authorized, the predicted pattern should lie within the zone of the commander employing the weapon. If not, fires must be coordinated with the adjacent commander or, lacking concurrence, approved by the next higher commander.

b. Targets for chemical munitions:

(1) Destruction requires 30 percent casualties within the target area.

(2) Neutralization requires 10 percent casualties within the target area.

(3) Targets of unknown composition are assumed to have protective masks available.

(4) The CG must approve the use of chemical. When chemicals are authorized, the predicted pattern should lie within the zone of the commander employing the weapon. If not, fire must be coordinated with the adjacent commander or, lacking concurrence, approved by the next higher commander.

17. Allocation of Nuclear Weapons. After receipt of authority to employ nuclear weapons, small yield tactical nuclear weapons will normally be suballocated to brigades.

(Classification)

(Classification)

Annex " (Fire Support Coordination) to SOP No. 2, 53d Inf Div (Mech)

18. Artillery Situation Report.

a. Division Artillery FDC will report by most expeditious means an Artillery Situation Report to Division FSE upon initial occupation of position and each two hours on the even hour thereafter. Changes will be reported as they occur. (App 33 and 34 to Annex 7).

b. Only the items that have changed will be reported.

19. Division Artillery maintains liaison with adjacent Division Artillery on the right.

20. Observation.

a. O-O Line. Division artillery commander responsible for requests to corps for changes as required.

b. Responsibility. Direct support artillery battalion responsible for observation in zone of supported unit; general support and general support reinforcing artillery units observe as directed by division artillery commander; reinforcing units observe as requested by reinforced unit.

Grant
MG

Distribution: A

Official

/S/ Blue

Blue

G3

Appendixes

1 - Nuclear Weapons Employment

2 - Tactical Air Support

3 - Target Designation System

4 - Nuclear Strike Warning

(Classification)

(Classification)

Appendix 1 (Nuclear Weapons Employment) to Annex B (Fire Support Coordination) to SOP No. 2, 53d Inf Div (Mech)

1. Purpose. This appendix prescribes responsibilities and procedures to be followed by organic and attached units of the division when involved in obtaining, storing, maintaining, testing, transporting, assembling, and firing nuclear weapons, or when engaged in training for these activities.

2. General. This appendix establishes general guidelines and references with which all command, staff, and nuclear weapons personnel must be familiar. In the event of an inconsistency between this appendix and directives or orders of higher headquarters, the more stringent criteria will prevail.

3. Responsibilities.

a. Inclosure 1 to this appendix outlines duties and responsibilities for command, staff, and special weapons personnel.

b. Each nuclear capable battalion will publish and maintain an SOP covering their organic nuclear weapons system, to include necessary information on nuclear and explosive safety procedures.

4. Organization. Specific operational subjects are covered in the inclosures listed below:

<u>INCLOSURE</u>	<u>SUBJECT</u>	<u>CLASSIFICATION</u>
1	Command and Staff Responsibilities	U
2	Definitions	U
3	Nuclear Surety Program	U
4	Physical Security of Nuclear Weapons	U
5	Movement by Convoy	U
6	Emergency Destruction	U
7	Logistics	U
8	Nuclear Accident and Incident Control	U
9	Nuclear Action Message Procedures (Separate and limited distribution)	C-RD
10	Nuclear Authentication Procedures (Separate and limited distribution)	S-RD

Grant
MG

Distribution: A
Official
/S/Blue
BLUE
63

(Classification)

B-1-1

(Classification)

Appendix 1 (Nuclear Weapons Employment) to Annex B (Fire Support Coordination) to SOP No. 2, 53d Inf Div (Mech)

Inclusions:

- 1 - Command and Staff Responsibilities
- 2 - Definitions
- 3 - Nuclear Surety Program
- 4 - Physical Security Nuclear Weapons
- 5 - Movement by Convoy
- 6 - Emergency Destruction
- 7 - Logistics
- 8 - Nuclear Accident and Incident Control

(Classification)

B-1-2

(Classification)

Inclosure 1 (Command and Staff Responsibilities) to Appendix 1 (Nuclear Weapons Employment) to Annex B (Fire Support Coordination) to SOP No. 2
531 Inf Div (Mech)

1. Purpose. To prescribe responsibilities for special weapons activities within the division.

2. General.

a. The G3 has general staff responsibility for planning, coordination, and supervision of all activities within the division pertaining to special weapons training, testing, and inspections.

b. Division Artillery Officer has special staff responsibility for activities pertaining to special weapons within Div Arty.

c. Commanders at all levels are directly responsible for special weapons activities within their respective commands.

3. Responsibilities.

a. G1/S1.

(1) Supervises implementation of the Personnel Suitability Program (PSP) IAW AR 611-15 and applicable regulations.

(2) Insures that records of incoming personnel are screened and that personnel with special weapons qualifications and clearances are assigned to appropriate nuclear capable units.

(3) Insures that personnel with revoked security clearances are not assigned to nuclear duty positions.

(4) Awards nuclear suffixes to MOS qualified individuals when recommended by their commanders.

(5) Insures that personnel records of individuals entered in the PSP are administered and maintained IAW AR 611-15 and AR 600-200.

(6) Insures that qualified replacements are requisitioned IAW AR 611-15 and applicable directives.

b. G2/S2.

(1) Exercises supervision over the security and safeguarding of special weapons, classified training material, associated equipment, and publications.

(Classification)

(Classification)

Inclosure 1 (Command and Staff Responsibilities) to Appendix 1 (Nuclear Weapons Employment) to Annex B (Fire Support Coordination) to SOP No. 2 53d Inf Div (Mech)

(2) Processes on a priority basis requests for security clearances and validations for personnel being considered for nuclear weapon duty.

(3) Coordinates and supervises counterintelligence measures to maintain security against sabotage of special weapons and subversion of special weapons personnel.

(4) Initiates and maintains entry control rosters IAW AR 50-3 and AR 611-15.

(5) Exercises staff supervision over procurement, distribution, and storage of KAC codes and authenticators IAW JCS Pub 13 and applicable regulations.

c. G3/S3. Exercises general staff supervision over planning, coordination, and execution of special weapons training and operations, to include inspections, tests, and exercises.

d. G4/S4.

(1) Advises the commander and staff on the logistical status of special weapons to include training rounds and associated equipment IAW AR 700-65 and applicable publications.

(2) Takes necessary action to obtain initial issue and necessary replacements for special weapons associated equipment, to include PLL.

(3) Establishes high priority for the procurement, issue, and maintenance of mission essential equipment authorized nuclear capable units.

(4) Provides, in coordination with G2/S2, a secure special weapons training facility for nuclear capable units.

e. Division Artillery Officer.

(1) Advises the Division Commander, appropriate subordinate commanders and division staff on matters pertaining to nuclear weapons activities and nuclear surety.

(2) Is responsible for training, supervision of inspections, preparation of plans, and employment of nuclear capable units organic and/or attached to Division Artillery.

(Classification)

B-1-1-2

(Classification)

Inclusion 1 (Command and Staff Responsibilities) to Appendix (Nuclear Weapons Employment) to Annex B (Fire Support Coordination) to SOP No. 2 (11-1-1-3) (Mech)

f. Division Provost Marshal.

(1) Advises commanders of requirements for physical security of special weapons and special weapons training facilities.

(2) Coordinates with appropriate staff sections to insure that Provost Marshal's Office and/or Military Police reports are reviewed to determine if nuclear duty personnel are involved and commanders are notified in such cases.

g. Division Surgeon.

(1) Insures that all medical officers are cognizant of their responsibilities related to the Personnel Suitability Program.

(2) Insures that all forms, medical, and dental records pertaining to nuclear duty personnel are maintained and available for inspection IAW AR 611-15 and applicable directives.

h. Division Chemical Officer.

(1) Functions as the Division Nuclear and Chemical Surety Officer and is responsible for plans pertaining to special weapons.

(2) Serves as the Division Nuclear and Chemical Accident/ Incident Control Officer.

(3) Prepares and disseminates fallout predictions.

(4) Is responsible for radiological survey, monitoring, and supervision of decontamination activities when required.

i. Division Engineer Officer.

(1) Advises the commander and staff on all matters pertaining to Atomic Demolition Munitions (ADM).

(2) Is responsible for preparation of the ADM employment plan.

j. Division Signal Officer.

(1) Procures, distributes and monitors storage security of all SAC codes and authentication systems within the division IAW applicable regulations.

(Classification)

B-1-1-3

(Classification)

Inclosure 1 (Command and Staff Responsibilities) to Appendix 1 (Nuclear Weapons Employment) to Annex B (Fire Support Coordination) to SOP No. 2, 53d Inf Div (Mech)

(2) Insures there is uniformity in storage, training, and employment of SAS and KAC codes throughout the division.

k. Commanders will:

(1) Devote personal attention to the training in and employment of special weapons.

(2) Give sufficient priority to nuclear capable units to insure their ability to meet nuclear requirements.

(3) Exercise command supervision over the implementation of the Surety Program.

(4) Give personal attention to training in and storage of SAS and KAC codes.

Grant
MG

Distribution: A
Official
/S/Blue
BLUE
G3

(Classification)

B-1-1-11

(Classification)

Inclosure 2 (Definitions) to Appendix 1 (Nuclear Weapons Employment) to Annex 3 (Fire Support Coordination) to SOP No. 2, 53d Inf Div (Mech)

1. Purpose. To define terms used in this appendix and those applicable to special weapons activities.

2. Definition.

a. Special Weapons: Those weapons which are referred to as non-conventional, which include nuclear and chemical, so designated by the Department of the Army because of requirements for extraordinary control, handling, or security.

b. Nuclear Weapon: A general name given to any weapon in which the explosion results from the energy released by reaction involving atomic nuclei, either fission or fusion, or both.

c. Surety: Nuclear weapons surety refers to those procedures and actions contributing to the physical security of nuclear weapons and to the assurance that there will be no nuclear weapon accidents, incidents, unauthorized weapon detonations, or degradation of weapon performance over the target.

d. Nuclear Weapon Accident: An unexpected event involving nuclear weapons or nuclear components resulting in any of the following:

(1) Nuclear detonation.

(2) Detonation or torching of high explosive components of a nuclear weapon, or explosion of artillery, rocket, or missile propellant of a nuclear weapon delivery system in which a nuclear warhead section is involved.

(3) Nuclear weapon is enveloped by fire, but no explosion has occurred.

(4) Radioactive contamination.

(5) Known or suspected loss or destruction of a nuclear weapon or component.

(6) Seizure of nuclear shipment.

(7) Extensive damage to a nuclear weapon without explosion or fire.

e. Significant Nuclear Weapon Incident: An unexpected event involving a nuclear weapon or nuclear components resulting in any of the following:

(Classification)

1-1-2-1

(Classification)

Inclosure 2 (Definitions) To Appendix 1 (Nuclear Weapons Employment) to Annex 3 (Fire Support Coordination) to SOP No. 2, 53d Inf Div (Mech)

(1) Damage, malfunction, or procedural error affecting a nuclear weapon or component that the Army is not authorized to correct by repair or replacement from spares.

(2) Need for examination of a nuclear weapon or component by AEC, or its contractors, to insure safe condition and/or reliable performance.

(3) Significant damage to transport or delivery vehicle, but damage, if any, to the nuclear weapon is not known immediately.

(4) Any incident that can cause adverse public reaction or release of information to news media or any unexpected event not specifically listed that warrants the immediate attention of HQ DA.

f. Minor Nuclear Weapon Incident: An unexpected event or procedural error that causes damage, malfunction, or failure of a nuclear weapon or associated equipment, consisting of the following:

(1) Damage, malfunction, or failure of a nuclear weapon that the Army is authorized to replace from spare parts.

(2) Damage, malfunction, or failure of associated equipment when a nuclear weapon is involved.

(3) Lightning strike on a missile or associated equipment when mated with a nuclear weapon.

(4) Unsafe monitor or test indications when it is suspected that a nuclear weapon has been prematurely armed or that unauthorized or improper power or signal has been introduced into a weapon.

(5) Damage, loss or destruction of AEC training weapon.

(6) Deliberate or inadvertent unauthorized acts that could degrade the safety or security of a nuclear weapon or AEC training weapon, unless reportable under (1) or (2) above.

(7) Failure to adhere to approved procedures and/or policies for a nuclear weapon system.

(8) Any other condition affecting nuclear safety or security considered reportable by a commander.

g. Special Ammunition Load: The specific quantity of special ammunition to be carried by a delivery unit.

(Classification)

B-1-2-2

(Classification)

Inclosure 2 (Definitions) to Appendix 1 (Nuclear Weapons Employment) to Annex B (Fire Support Coordination) to SOP No. 2, 53d Inf Div (Mech)

h. Allocation: A specified number of complete nuclear rounds that a commander may plan to expend during a specified phase of an operation.

i. Assignment: The specified number of complete special ammunition rounds authorized for expenditure during a specific period of time, during a specific phase of an operation, or to accomplish a particular mission. The assignment automatically expires at the conclusion of the mission for which the authority has been granted and is subject to the normal requirements for warning, coordination, and other restrictions imposed by higher authority.

j. Special Ammunition Stockage (SAS): The specific quantity of special ammunition to be stocked in an ammunition service support unit or installation.

k. Special Ammunition Supply Point (SASP): A mobile supply point where special ammunition is stored and issued to delivery units.

Grant
MG

Distribution: A
Official
/S/Blue
BLUE

G3

(Classification)

B-1-2-3

(Classification)

Inclosure 3 (Nuclear Surety Program) to Appendix 1 (Nuclear Weapons Employment) to Annex B (Fire Support Coordination) to SOP No. 2 53d Inf Div (M:)

1. Purpose. To provide guidance for establishing and maintaining the US Army Nuclear Weapons Surety Program.
2. General. AR 50-1 establishes the surety program in view of the potential destructiveness of nuclear weapons and the attendant psychological, political and military implications of a detonation whether authorized or unauthorized, accidental or deliberate. The Nuclear Surety Program is to insure that nuclear weapons in the custody of Army organizations are maintained in a safe, secure environment and that these weapons detonate only when authorized.
3. Implementation. Surety does not exist as a separate entity but is the correlation of a wide variety of Army functions and activities. To be effective, this correlation must be accomplished within existing command and staff structures and receive the emphasis necessary to avoid complacency and routine consideration. Actions taken must be consistent with operational requirements. The surety program contains as a minimum the following aspects:
 - a. Personnel Suitability Program (PSP): AR 611-15 established the policies and procedures for the selection, assignment, and retention of personnel in nuclear weapon duty positions and command and control positions. The regulation applies to all Army military personnel to insure that mentally unstable or unreliable personnel may not gain access to nuclear weapons or classified information concerning nuclear weapons. AR 50-3 contains personnel security standards for nuclear weapon duty positions and the designation of positions within organizations or activities having a nuclear mission. Personnel within this command who have access to nuclear weapons because of guard, assembly, or supervisory duties, and personnel involved in command and control of nuclear weapons will be in the PSP.
 - b. Nuclear and Explosive Safety: AR 385-10 establishes the Army Safety Program and prescribes the policies, procedures, and guidelines for safety. To implement the Nuclear Weapons Program, the Department of the Army has published a series of classified letters, subject: Department of the Army Safety Rules (U) which give each nuclear weapons system a list of safety rules to be rigorously followed. These safety rules have been disseminated through command channels and will not be violated, during peace-time or war-time, except under emergency conditions.
 - c. Nuclear Accident and Incident Control (NAIC): AR 50-2 establishes policies, responsibilities, and prescribes procedures to minimize the possibility of an accident, significant incident, or minor incident involving a nuclear weapon while in the possession of an Army organization. Commanders have responsibility for NAIC for all nuclear weapons in their custody and will include NAIC procedures in unit SOP. Implementing instructions and reporting requirements are contained in Annex 7 (Reports). NAIC reports and/or requests for full NAIC Team assistance will be directed through the normal chain of command to division and then to corps headquarters.

(Classification)

B-1-3-1

(Classification)

Inclosure 3 (Nuclear Surety Program) to Appendix 1 (Nuclear Weapons Employment) to Annex B (Fire Support Coordination) to SOP No. 2 53d Inf Div (M. 3)

d. Physical Security: AR 190-60 provides minimum Department of the Army criteria and standards for physical security measures to safeguard nuclear weapons or nuclear components, in transit, and at all sites or locations that store, handle, or use these items. Physical security requirements differ between United States and overseas areas since the nature of the threat is dependent upon geographical considerations, political factors, and the proximity of hostile forces. Implementation standards and criteria to be employed are provided in Incl 4.

4. Responsibilities: Commanders of units with custoday of nuclear weapons are ultimately responsible for nuclear surety. They must continually emphasize the aspects of nuclear surety by placing command emphasis on during all activities involving nuclear weapons, insuring unit nuclear SOP's provide detailed guidance and are followed.

Grant
MG

Distribution: A
Official
/S/Blue
BLUE
G3

(Classification)

B-1-3-2

(Classification)

Inclosure 4 (Physical Security of Nuclear Weapons) to Appendix 1 (Nuclear Weapons Employment) to Annex B (Fire Support Coordination) to SOP No. 2, 53d Inf Div (Mech)

1. Purpose. This inclosure sets forth the minimum criteria and standards of physical security for safeguarding nuclear weapons or nuclear components within the division.

2. Responsibility. The delivery unit commander, who has physical custody of the special ammunition, has direct responsibility for security. The force commander of the delivery unit has supervisory responsibility and will augment the security force available in the delivery unit when required. Special security responsibilities for nuclear delivery units arising from special circumstances will be ordered by this headquarters as required. Detachment of maneuver troops for security details will be avoided but may be necessary for free rocket and missile delivery units and in special circumstances.

3. Definitions.

a. Force Commander: The commander of a maneuver force which an artillery battalion is supporting, regardless of its tactical mission.

b. Restricted Area: Any area in which special security measures are employed to prevent unauthorized access to classified information or material.

c. Controlled Area: A restricted area, adjacent to or encompassing limited or exclusion areas, within which uncontrolled movement does not permit detection of a security interest; designated for the principal purpose of providing administrative control and safety and a buffer zone of security for limited exclusion areas.

d. Limited Area: A restricted area containing one or more exclusion areas. Within this area, guards can prevent unauthorized access to the security interest.

e. Exclusion Area: A restricted area containing one or more security interests of such a nature that mere access to the area constitutes access to the security interests.

f. Access: Physical access in such a manner as to allow the opportunity to cause a nuclear detonation. The context of access in the definition relates to the physical ability to perform detailed circuit modification or retrofit on the internal components of nuclear weapons in the performance of official duties in authorized facilities or delivery unit area.

4. Security Control Measures of Limited and Exclusion Areas. The purpose of security control measures is to prevent inadvertent entry into sites, unauthorized access to nuclear weapons, unlawful damage or destruction of nuclear associated property and material, and to prevent interruption or impairment of the operational capability of units.

a. The basic element of each security plan will be an armed security guard force composed of perimeter guards, gate guards, and security force alert teams to insure the positive functioning and enforcement of the established security measures and procedures. A duress code system (AR 190-60) will be incorporated in the unit SOP for use by gate guards and perimeter guards at exclusion areas.

(Classification)

B-1-4-1

(Classification)

Inclosure 4 (Physical Security of Nuclear Weapons) to Appendix 1 (Nuclear Weapons Employment) to Annex B (Fire Support Coordination) to SOP No. 2 53d Inf (Mech)

(1) Gate guards will control entrance to limited or exclusion areas and meet the following criteria:

(a) Have validated security clearance for the level of classification of nuclear material contained therein (Final SECRET-NACO).

(b) Will have completed at least a familiarization course with his individual weapon with last 12 months.

(c) Will thoroughly understand, prior to being posted, the written guard orders that must be displayed on the guard post or be carried by the guard, including the working of the units duress code SOP.

(d) Will know the location of nearest fire-fighting equipment and first aid facilities.

(e) Will establish a two-man post and be known as Gate Guards.

(2) Duties of Gate Guards.

(a) Permit the entry of only authorized persons as determined by the Entry Control Roster prepared by the responsible commander of persons authorized entry to exclusion area.

(b) Prevent entry of all unauthorized individuals.

(c) All authorized persons, after positive identification is established, must be relieved of all cameras, flame or spark producing objects, weapons, and be briefed.

(d) Enforce the two-man rule whereby no less than two authorized personnel, each capable of detecting incorrect or unauthorized procedures with respect to the task to be performed and familiar with applicable safety and security requirements, may enter or remain in the exclusion area and never permit one individual to be present alone in the exclusion area except under the provisions of para 2-3b, AR 190-60.

(e) Summon the commander and alert teams in the event of an emergency.

(f) Initiate proper procedures in the event a duress code is used.

(3) Perimeter guards will control the area outside the exclusion area and meet the following criteria:

(a) Will be qualified/familiarized with the weapon he is carrying.

(b) Will be familiar with both general and special orders.

(4) Duties of the Perimeter Guards. Be in such number as to maintain constant surveillance of the entire fenceline of the exclusion area (no clearances required if guards are outside the fenceline - inner guards require the same clearance as gate guards).

(5) Minimum security force alert teams are as indicated below. Security alert team can be counted as part of the backup alert team. The backup alert team can be counted as part of the reserve force.

(Classification)

(Classification)

Inclosure 4 (Physical Security of Nuclear Weapons) to Appendix 1 (Nuclear Weapons Employment) to Annex B (Fire Support Coordination) to SOP No. 2
53d Inf Div (Mech)

<u>DELIVERY UNIT LOCATION</u>	<u>SECURITY ALERT TEAM</u>	<u>BACKUP ALERT TEAM</u>	<u>RESERVE FORCE</u>	<u>AUGMENTATION RESERVE FORCE</u>
Class II	2 guards within 5 minutes	5 guards within 10 minutes	15 guards within 1 hour	40 guards within 4 hours
Class I	2 guards within 5 minutes	5 guards within 10 minutes	20 guards within 1 hour	50 guards within 4 hours

b. Physical barriers as defined in para 3-1, AR 190-60, will be constructed around restricted areas whenever possible. Field exclusion Area (FEA) will be constructed using 3 rolls of concertina barbed wire, stacked, with maze-type entrance.

5. Shipments.

a. Courier Officer. An armed courier officer will maintain custody and be responsible for all classified shipments. Courier officers will be familiar with AR 50-3, AR 190-60, and this appendix.

(1) Checklist for courier officers - AR 190-60.

(2) Equipment List - AR 190-60.

(3) Documents List - AR 190-60 (Modified as required.)

b. Minimum armed guard requirements - AR 190-60.

Grant
MG

Distribution: A
Official
/S/Blue
BLUE
G3

(Classification)

B-1-4-3

(Classification)

Inclosure 5 (Movement by Convoy) to Appendix 1 (Nuclear Weapons Employment) to Annex B (Fire Support Coordination) to SOP No. 2 53d Inf Div (Mech)

1. Purpose. To prescribe responsibilities and minimum standards for control, safety and security during movement of nuclear weapons by convoy.

2. Preparations.

a. Vehicles involved in a nuclear convoy will be in excellent mechanical condition. This will be accomplished by a continued program of supervised maintenance, a complete inspection by the battalion maintenance section, and comprehensive checks by the drivers just prior to movement. Driver's checks will be accomplished by using as a guide DA Forms 2400, 2404 and vehicle technical manuals.

b. All storage compartments will be cleared of trash, rags and flammable materials.

c. The driver of each vehicle involved in a convoy transporting nuclear weapons will have a valid military driver's license for the type vehicle he is driving. The driver will also have and be familiar with a strip map showing route and alternate route to be taken, DD Form 836 (Special Instructions for Driver), DD Form 626 (Inspection Report) and any other instructions issued by convoy commander. Any driver restrictions will also be entered on the driver's license.

d. Vehicles transporting explosives (excluding blasting caps) and load carriers will have four explosives signs, one mounted on each side, and on the front and rear of the vehicle. These signs will be either DA Label 103 (available through channels) or unit fabricated sign painted with reflectorized paint with the word "EXPLOSIVES" A, B or C, as appropriate, and will be approximately 12 inches by 33 inches in size.

e. All material must be secured so it cannot shift, bounce, or be damaged during transport IAW the appropriate publications. Electric blasting caps will not be transported in vehicles equipped with a radio.

f. Each escort vehicle will have the following equipment:

- (1) One first aid kit.
- (2) One highway warning kit.
- (3) One fire extinguisher (See g below).

g. Each vehicle carrying explosives will have two fire extinguishers; one on the left front fender and one on the inside next to assistant driver. These may be a combination of CO2 or monobromotrifluoromethane type extinguishers. They must be fully charged and have a tag showing inspection at least once a month. Safety pins will be installed, if applicable, and lead wire seals will be intact. In addition, all CO2 fire extinguishers will have a semi-annual weight test stenciled on them.

h. FM radio communication will be provided for each of the security force vehicles, as well as the front and rear vehicles of the convoy. These communications will be tested and in good operating condition prior to the start of movement of the convoy.

(Classification)

B-1-5-1

(Classification)

Inclosure 5 (Movement by Convoy) to Appendix 1 (Nuclear Weapons Employment) to Annex B (Fire Support Coordination) to SOP No. 2 53d Inf Div (Mech)

3. Convoys.

a. Each delivery unit commander will organize, equip and train a nuclear convoy detachment for the purpose of moving weapons between the SASP and the delivery units location. The delivery unit will furnish all personnel and equipment, except for MP escort vehicles (when required). The courier officer, and the driver and assistant driver of the load-bearing vehicle will be knowledgeable in transportation, safety, fire fighting, security, disarm procedures and destruction procedures of the material transported. It is desired that the convoy composition be varied, both in numbers and type of vehicle and in personnel, to avoid a patterned operation. Regardless of the make-up of a convoy, the following minimum personnel and vehicle requirements will be present:

- (1) Lead vehicle with radio.
- (2) Load-carrying vehicle (size as required by load).
- (3) Alternate load-carrying vehicle.
- (4) Security force vehicle (2) with radio.
- (5) Rear vehicle with radio.

b. Personnel and explosives will not be transported in cargo compartment of the load-bearing vehicle.

c. Vehicles immediately preceeding and immediately following load-bearing vehicle will carry no less than two armed guards (not to include driver or assistant driver).

d. Convoy commander is responsible for providing alternate means of transporting load in case of failure of load-carrying vehicle. All personnel responsible for the security of the load will carry live ammunition when transporting a weapon.

4. Duties of Convoy Commander. The convoy commander will be a delivery unit officer or NCO designated by the delivery unit commander. He may also be the courier officer. He is responsible for:

- a. Insuring that the column is led and trailed at all times by a radio vehicle.
- b. Reporting at check points and any unscheduled stops and/or incidents.
- c. Calling for backup transportation (truck or helicopter) in the event of failure of all load-capable vehicles.
- d. Calling for external security forces if cargo is threatened.
- e. Conducting the convoy briefing (see para 6) and implementing all instructions therein.
- f. Controlling access to the convoy and possessing an authorized and current access list.
- g. Any other task so designated by the courier officer.

5. Duties of Courier Officer. The courier officer has technical and tactical responsibility for the load. He will:

- a. Be responsible for the entire movement, from pickup to delivery.
- b. Receipt for the classified cargo from the shipping convoy or SASP.
- c. Obtain receipts for the special weapons components from the receiving unit, if applicable.

(Classification)

(Classification)

Inclosure 5 (Movement by Convoy) to Appendix 1 (Nuclear Weapons Employment) to Annex B (Fire Support Coordination) to SOP No. 2 53d Inf Div (Mech)

d. Perform receipt inspections and tests as required by the system manual.

e. Verify that the item is properly packed, sealed, and secured.

f. Be responsible for the decision to destroy the load in the event of imminent capture of the load and the complete loss of communications with higher headquarters.

g. Be responsible for shifting cargo in the event of failure of any vehicle (leaving inoperable vehicle under guard and arrange for recovery).

h. Conduct briefing for escort guards.

i. Carry documents, as follows: (Also see Appendix B, AR 190-60.)

(1) One copy of this Annex and pertinent extracts of the implementing unit SOP.

(2) One copy of the technical manual (-12) for each system in the load.

(3) One copy of his Signature Authorization Letter.

(4) Six copies of the transportation order(s), if applicable.

(5) One copy of his orders as courier officer.

(6) Three copies of a completed Shipment Data Sheet.

(7) Enough copies of the Contract Card and Initial Report Format (distribute one per vehicle).

(8) Four copies of blank Nuclear Accident/Incident Report.

(9) One copy of letter of Identification, with indigenous language translation, if applicable.

(10) One copy letter of instructions.

(11) One copy strip map, if applicable.

(12) One copy contact telephone numbers.

(13) One copy of AR 190-60.

(14) One copy of TB 335-2.

(15) One copy of AR 55-203.

(16) One copy of pertinent technical manual.

(17) Any other documents required by App B, AR 190-60.

(18) Document carrier.

6. Convoy Briefing. Prior to any movement with a nuclear load, the convoy commander will brief the drivers, assistant drivers and security guards. (The courier officer will brief the escort guard separately) The briefings will include as a minimum:

a. Nature of the load, its hazardous nature, and the security classification of the load and movement.

b. Fire hazards.

c. Location of explosives.

d. Smoking restrictions - None within 60 feet of load-carrying vehicle or any explosives.

e. Fire fighting teams and instructions.

(Classification)

B-1-5-3

(Classification)

Inclosure 5 (Movement by Convoy) to Appendix 1 (Nuclear Weapons Employment) to Annex B (Fire Support Coordination) to SOP No. 2, 53d Inf Div (Mech)

- f. Vehicle breakdown instructions.
 - g. Halt procedures.
 - h. Convoy route orientation of strip map and convoy speed.
 - i. Distance between vehicles.
 - j. Chain of Command - down through all personnel (2 chains of command).
 - k. NAICP procedures.
 - l. Demolition teams and instructions.
 - m. Final check of all vehicles.
 - n. Emergency signals to be used during movement of convoy - (Unit SOP).
 - o. Pertinent instructions for escort guards only.
7. Convoy Routing and Control. The delivery unit commander is responsible for making strip maps. These will be made in enough copies to provide one for each vehicle in the convoy and, when there is time, distribution to the next higher headquarters and division FSE. The locations of the SASP, check points, the destination, the planned departure time(s), the ETA of the convoy will be shown for the primary and alternate route. This information may be sent to higher headquarters by any secure means when the strip map itself cannot be dispatched in time. The nuclear convoy will not depart until the routing information has been acknowledged by higher headquarters. The acknowledgement will include road clearance. Insofar as feasible, route identification and check points will be expressed in terms of existing routes as defined in the current division ADMIN ORDER. Road clearances in brigade areas will be effected by local coordination.
8. Convoy NAICP Instruction. In the event of an incident or accident, the convoy commander will render a report using FLASH precedence to the FSE. Code names at incl 8 will be employed to describe the accident/incident.
- a. For an incident, guards will deploy to protect the shipment. Other traffic will not be stopped UNLESS such traffic offers the possibility of further accident (vehicular). Following investigation and appropriate action, the convoy will resume the march to the destination, return the load to point of origin, or request that backup transportation, EOD team, or whatever support is needed be dispatched.
 - b. In the event of an accident, or if fire has not engulfed the nuclear components or explosives, all personnel will be withdrawn to a safe distance - 375 meters for fire fighting and for guards. All personnel will be cleared from this evacuation area.
 - c. In the event of fire in the load-carrying vehicle, as many extinguishers in the column as possible will be brought to bear immediately on this vehicle to preclude at all cost the ignition of the explosives and nuclear components. If weapon is engulfed in flames or if the high explosive is burning (torching), clear the area for at least 600 meters of all personnel; do not attempt to fight fires.
9. Convoy Loading Safety Requirement. All nuclear weapons and demolitions will be loaded and secured IAW the appropriate TM.

(Classification)

B-1-5-4

(Classification)

Inclosure 5 (Movement by Convoy) to Appendix 1 (Nuclear Weapons Employment)
to Annex B (Fire Support Coordination) to SOP No. 2, 53d Inf Div (Mech)

GRANT
MG

Distribution: A
Official
/S/ Blue
BLUE
G3

(Classification)

B-1-5-5

(Classification)

Inclosure 6 (Emergency Destruction) to Appendix 2 (Nuclear Weapons Employment) to Annex B (Fire Support Coordination) to SOP No. 2, 53d Inf Div (Mech)

1. General. Authority for emergency destruction of any nuclear weapon is reserved to the commander who is allocated or assigned that weapon. Otherwise, when capture of a nuclear weapon is imminent and there is no communication with higher headquarters, the senior person able to exercise command in the unit with possession will order the evacuation, firing, destruction, or burying of ammunition, or its components, in the order of preference listed. Note: DESTRUCTION OF NUCLEAR AMMUNITION BY FIRING WILL BE ORDERED ONLY IF ORDERS FROM HIGHER HEADQUARTERS HAVE PREVIOUSLY AUTHORIZED THE USE OF SPECIAL WEAPONS AND SUCH USE HAS BEEN INITIATED.

2. Methods of Emergency Destruction.

a. Firing. If evacuation is not possible, every effort will be made to fire the ammunition into enemy territory if the delivery means is available to do so. FSC will select and disseminate suitable areas as the situation permits. Delivery units will maintain current firing data to points in these areas.

b. Destruction. Nuclear components cannot be effectively destroyed by burning. Crushing, small arms fire, and incendiary grenades are also not satisfactory, and are a hazard to unit personnel. Destruction by blasting, preferably with shaped charges, is the desired method. Delivery units will maintain SOP's in the procedure, carry sufficient demolition equipment to destroy each weapon on hand, and train all special weapons personnel in emergency destruction procedures. Destruction SOP's will provide for destruction in the following priority:

- (1) Nuclear components (storage or assembled configuration) of warhead.
- (2) Associated classified components and/or equipment.
- (3) Classified publications (destroy separately by burning).
- (4) Associated unclassified equipment (conventional procedures).

c. Burying. In rare cases, it may be appropriate to bury and hide rather than destroy nuclear components. Not more than one component container or warhead will be placed in hole, and all buried materials will be covered by at least three and one-half feet of earth to minimize detection.

3. For detailed instructions on the employment of demolition materials, see FM 5-25 and emergency destruction instructions in the appropriate weapon TM.

Grant
MG

Distribution: A
Official
/S/Blue
BLUE

G3

(Classification)

B-1-6-1

CONFIDENTIAL

1. The purpose of this document is to provide information regarding the activities of the [redacted] and the [redacted] in the [redacted] area.

2. The [redacted] has been observed in the [redacted] area, and it is believed that it is engaged in activities that are [redacted] to the [redacted] and the [redacted] of the [redacted] area.

- a. [redacted]
- b. [redacted]
- c. [redacted]
- d. [redacted]
- e. [redacted]

3. The [redacted] has been observed in the [redacted] area, and it is believed that it is engaged in activities that are [redacted] to the [redacted] and the [redacted] of the [redacted] area.

4. The [redacted] has been observed in the [redacted] area, and it is believed that it is engaged in activities that are [redacted] to the [redacted] and the [redacted] of the [redacted] area.

5. The [redacted] has been observed in the [redacted] area, and it is believed that it is engaged in activities that are [redacted] to the [redacted] and the [redacted] of the [redacted] area.

6. The [redacted] has been observed in the [redacted] area, and it is believed that it is engaged in activities that are [redacted] to the [redacted] and the [redacted] of the [redacted] area.

7. The [redacted] has been observed in the [redacted] area, and it is believed that it is engaged in activities that are [redacted] to the [redacted] and the [redacted] of the [redacted] area.

8. The [redacted] has been observed in the [redacted] area, and it is believed that it is engaged in activities that are [redacted] to the [redacted] and the [redacted] of the [redacted] area.

9. The [redacted] has been observed in the [redacted] area, and it is believed that it is engaged in activities that are [redacted] to the [redacted] and the [redacted] of the [redacted] area.

CONFIDENTIAL

10. The [redacted] has been observed in the [redacted] area, and it is believed that it is engaged in activities that are [redacted] to the [redacted] and the [redacted] of the [redacted] area.

(Classification)

CONFIDENTIAL

(Classification)

Inclosure 8 (Nuclear Accident and Incident Control (NAIC) to Appendix 1 (Nuclear Weapons Employment) to Annex B (Fire Support Coordination) to SOP NO. 2, 53d Inf Div (Mech)

1. Purpose. To establish policy and guidance to minimize the chance of an accident or incident involving nuclear weapons or components, and to outline procedures to be followed in the event of an accident or incident.
2. General. The primary and immediate responsibility at the scene of an accident or incident rests with the unit or agency having physical custody of the material at the time of the accident or incident. The overall responsibility rests with the commander.
3. Duties of NAIC Officer (NAICO) and Assistant NAICOs.
 - a. Upon notification of a nuclear accident or incident:
 - (1) Precede NAIC teams to the scene of the accident or incident and make reconnaissance.
 - (2) Initiate coordination with local military units to reduce loss of life, damage to property, and secure the site.
 - (3) Coordinate efforts of NAIC teams upon arrival.
 - b. At the scene:
 - (1) NAICO assumes command, determines nature of accident and forces required.
 - (2) Insure exclusion of personnel not directly concerned with control at the site.
 - (3) Insure security of the site, the weapon, and any components involved.
 - (4) Submit report by fastest means using FLASH precedence to DTOC. Encode classified items. Follow verbal report with full written report as soon as is practicable. Report format Appendix - Annex 2.
4. Following code names will be used to describe accidents or incidents requiring the presence of NAICO. Any unit in custody of nuclear material report such accidents or incidents by FLASH precedence to DTOC.
 - a. Accidents.

BROKEN ARROW ALFA BROKEN ARROW BRAVO BROKEN ARROW CHARLIE BROKEN ARROW DELTA BROKEN ARROW ECHO	Nuclear detonation. Detonation or torching of HE components of nuclear weapon or explosion of hypergolic fuel of weapon system in which a warhead is involved. Envelopment of nuclear weapon by fire without explosion. Radioactive contamination. Loss, destruction or disappearance of nuclear weapon or component.
--	---

(Classification)

B-1-8-1

(Classification)

Inclosure 8(Nuclear Accident and Incident Control (NAIC) to Appendix 1
(Nuclear Weapons Employment) to Annex B (Fire Support Coordination) to
SOP NO. 2, 53d Inf Div (Mech)

BROKEN ARROW FOXTROT

Seizure or attempted seizure of
nuclear weapon or component.

BROKEN ARROW GOLF

Nuclear weapon known to have been
damaged extensively, but no explosion or fire.

b. Incidents.

BENT SPEAR ALFA

Damage, malfunction, failure or
procedural error affecting nuclear
weapon to extent that it must be
evacuated from division area for
repair.

BENT SPEAR BRAVO

Need for examination of nuclear
weapon requiring evacuation from
division area.

BENT SPEAR CHARLIE

Significant damage to transporter
or delivery unit with unknown
damage to nuclear warhead or components.

BENT SPEAR DELTA

During operations in homeland of
allied forces, accident which may
result in hazard to friendly civilians
or having political implications.

GRANT

MG

DISTRIBUTION: A

Official

/s/Blue

BLUE

G3

(Classification)

B-1-8-2

(Classification)

Appendix 2 (Tactical Air Support) to Annex B (Fire Support Coordination)
to SOP No 2, 53d Inf Div (Mech)

1. General.

a. Request format.

(1) Close Air Support. See Appendix 39, Annex Z (Reports) and procedures shown below.

(2) Reconnaissance. See Appendix 40, Annex Z (Reports) and procedures in Annex U (Aerial Reconnaissance and Surveillance).

(3) Airlift. See Appendix 41, Annex Z (Reports).

b. Request Numbers.

(1) Requests are numbered consecutively by each unit for the day on which they are to be flown.

(2) Request numbers assigned by the originating unit will not be changed by higher headquarters.

(3) Request numbers are used only once for a particular day; numbers for disapproved requests may not be re-used.

(4) Request numbers are in two parts:

(a) The first part has three alphabetic characters: the first letter indicates the type air support requested (F-fighter, R-Recon, A-Airlift); the last two letters designate the requesting unit, as shown in (5) below.

(b) The second part has four numeric characters: the first two digits reflect the request number in sequence, to be flown on a specific day; the last two digits reflect the day the mission is to be flown (changes 2400S).

(5) Unit Designators:

53d Inf Div (Mech)	CX	1-7th Armor Bn	CL
1st Bde	CA	1-8th Armor Bn	CM
2d Bde	CB	1-9th Armor Bn	CN
3d Bde	CC	53d DIVARTY	CO
1-24th Cav Sqdn	CD	1-45th Arty Bn	CP
1-84th Inf Bn	CE	1-46th Arty Bn	CQ
1-85th Inf Bn	CF	1-47th Arty Bn	CR
1-86th Inf Bn	CG	1-48th Arty Bn	CS
1-87th Inf Bn	CH	1-49th Arty Bn	CT
1-88th Inf Bn	CI	53d Engr Bn	CU
1-89th Inf Bn	CJ	DISCOM	CV
1-6th Armor Bn	CK	SPARES	CW-CZ

(6) Example:

FCA-0512

F - Fighter Support

CA - 1st Bde, 53 Mech

05 - Fifth Mission Requested

12 - To be flown on 12th of month

2. Procedures.

a. Immediate Requests.

(1) TACP submits to DASC over AF Air Request Net after coordination with FSC, as requests are generated.

(2) Intermediate headquarters monitor and acknowledge each request.

(3) Silence after acknowledgement indicates approval.

(4) Use next request number in sequence, insuring that numbers for previously submitted preplanned requests are not re-used.

(Classification)

B-2-1

(Classification)

Appendix 2 (Tactical Air Support) to Anx B (Fire Support Coordination) to
SOP No 2, 5th Inf Div (Mech)

- b. Preplanned Requests.
 - (1) Submit to support the following day's operation over any organic radio means available.
 - (2) Intermediate headquarters approve before forwarding.
 - (3) Requests must reach DTOC NLT 1500 hours daily.
 - (4) Encode target coordinates, Time Over Target (TOT) and any information that will pinpoint target.
 - (5) Request numbers used will be for the date the mission is to be flown, not for the date the request is prepared.
3. Communications.
 - a. Primary for Immediate Request. AF Air Request Net.
 - B. Primary for Preplanned Requests. Division Ops RATT Net.
 - c. In the event that both nets are inoperable, any means of transmittal, including messenger, may be used.
4. Air Fire Plan.
 - a. Normally published as Appendix 1 to Fire Support Annex or OPORD.
 - b. Normally includes:
 - (1) Sorties available to Corps (normally not suballocated to Division) for first-day operation. Subsequent allocations on daily basis.
 - (2) Brigade priorities for air support, if established.
 - (3) NLT time for preplanned requests (ZULU).
 - (4) ALO/FAC assignments (initial plan only).
 - (5) Alphabetical code designators for newly attached units.
5. Recommended Minimum Distance for Protected Troops.

Weapon Type	Recommended Minimum Distance (Meters)
1000# bombs and larger bombs	240
750# bombs, low drag	193
750# bombs, low drag, with M1 fuze extenders	400
750# bombs, high drag	148
500# bombs, low drag	218
500# bombs, high drag	142
All smaller bombs	142
Napalm, all types, parallel to friendlies	75
Napalm, all types, over friendlies toward enemy	112
CBU (all except CBU-24/29/49 type dispensers)	105
CBU-24-29-49	1000
Rockets, all pods	217
Cannons and guns	25

NOTE: For unprotected troops, multiply all distances by a factor of 4.

GRANT
MG

Distribution: A
Official
Blue
BLUE

(Classification)
B-2-2

(Classification)

Appendix B (Target Designation System) to Annex B (Fire Support Coordination) to SOP No. 2, 53d Inf Div (Mech)

1. General. This appendix prescribes the target designation system to be utilized within the Division.
2. Nuclear target numbers are classified. See Annex B (Fire Support Coordination), 1st Corps SOP, for numbers allocated to units of this division.
3. System. Targets will be designated using a combination of two letters prefix) and four numbers.

a. Letters (Prefix)

<u>UNIT</u>	<u>PREFIX</u>
1st Bde	CA
2d Bde	CB
3d Bde	CC
SPARE Bde	CD
SPARE Bde	CE
1 Bn, 15 Arty	CF
1 Bn, 46 Arty	CG
1 Bn, 47 Arty	CH
1 Bn, 48 Arty	CI
1 Bn, 49 Arty	CJ
1 Bn, 112 Arty	CK
1 Bn, Arty	CL
1 Sqdr, 21 Cavalry	CM
SPARE	CN thru CW
Not Used	CX
Division Artillery FSC	CY
Division Artillery FSC	CZ

b. Numbers

(1) Brigades

Lowest number maneuver battalion attached:	0001 thru 0199
Next lowest " " " "	0200 thru 0399
" " " " " "	0400 thru 0599
" " " " " "	0600 thru 0799
" " " " " "	0800 thru 0999

(2) Direct Support Battalions of Division Artillery

Liaison Officer (LNO) at Bde FSCC	1000 thru 1999
LNO with Lowest numbered maneuver battalion (FSCC):	2000 thru 2999
LNO with next higher numbered maneuver battalion (FSCC):	3000 thru 3999
LNO with next higher number maneuver battalion (FSCC):	4000 thru 4999
LNO with next higher numbered maneuver battalion (FSCC):	5000 thru 5999
LNO with next higher numbered maneuver battalion (FSCC):	6000 thru 6999
Artillery Battalion FDC as desired:	7000 thru 7999

(Classification)

(Classification)

Appendix 4 (Nuclear Strike Warning) to Annex B (Fire Support Coordination)
to SOP No 2, 53d Inf Div (Mech)

1. PURPOSE

This appendix establishes procedures to warn personnel of nuclear on-call fires and nuclear fires on targets of opportunity.

2. REFERENCES

FM 101-31-1 and CEOI

3. ORGANIZATION

Organization for combat.

4. RESPONSIBILITIES

a. The Division G3 responsible for issuing the warning should inform:

(1) Subordinate headquarters whose units are likely to be affected by the strike.

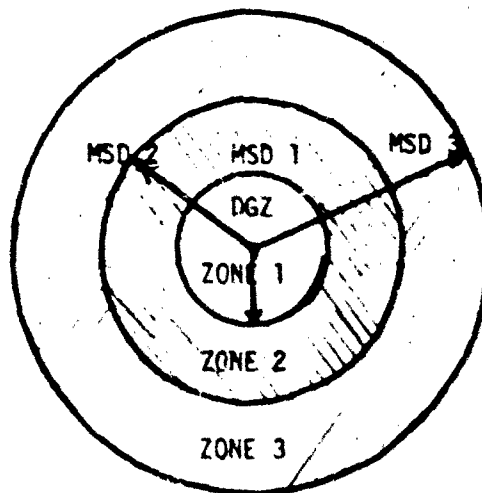
(2) Adjacent headquarters whose units are likely to be affected by the strike.

(3) Own next higher headquarters, when units not under the command of the releasing commander are likely to be affected by the strike.

b. Each headquarters receiving a warning of nuclear attack will warn subordinate elements of the safety measures they should take, in the light of their proximity to the Desired Ground Zero (DGZ).

c. Each unit concerned, down to the lowest level, will be warned by its next higher level of the safety measures it should take.

5. ZONES OF WARNING AND PROTECTION REQUIREMENTS FOR FRIENDLY NUCLEAR STRIKES



NOTES:

1. MSD means Minimum Safe Distance

2. The MSD is equal to a radius of safety (rs) for the yield, plus a buffer distance (db) related to the dispersion normal to the weapon system used and the orientation of friendly forces in relation to the line of fire. When surface bursts are used, the fallout hazard will be considered and appropriate buffer distances included.

(Classification)

B-4-1

(Classification)

App 4 (Nuclear Strike Warning) to Anx B (Fire Support Coordination) to SOP
No 2, 53d Inf Div (Mech)

Radius	Corresponding to	Zone	Requirements
DGZ		1	Evacuation of all Armed Forces personnel (See note 2)
MSD 1	Limit of negligible risk to warned and protected Armed Forces personnel (See note 5)	2	Maximum protection (See note 4)
MSD 2	Limit of negligible risk* to warned and exposed Armed Forces personnel	3	Minimum protection (See note 5)
MSD 3	Limit of negligible risk* to unwarned and exposed Armed Forces personnel		No protective measures except against dazzle.

More than
MSD 3

*As defined in STANAG 2083.

NOTES:

1. Commanders will be guided by safety criteria as stated in FM 101-31-1, Staff Officers Field Manual, Nuclear Weapons Employment (or appropriate national manuals with the same criteria).

2. If evacuation is not possible or if a commander elects a higher degree of risk, maximum protective measures will be required.

3. Negligible risks should normally not be exceeded unless significant advantages will be gained.

4. Maximum protection denotes that Armed Forces personnel are in "buttoned-up" tanks or crouched in foxholes with improvised over-head shielding.

5. Minimum protection denotes that Armed Forces personnel are prone on open ground with all skin areas covered and with an overall thermal protection at least equal to that provided by a two-layer uniform.

6. Warning messages will include the following information (See STANAG 2103):

ALPHA: Code word indicating nuclear strike (target number)

DELTA: Date-time group for time of burst in ZULU time. The time after which the strike will be cancelled (ZULU time)

FOXTROT: DGZ (UTM grid co-ordinates)

HOTEL: Indicate air or surface bursts

INDIA: For all bursts:

MSD 1 in hundreds of meters, (4) digits

MSD 2 in hundreds of meters, (4) digits

MSD 3 in hundreds of meters, four (4) digits

(Classification)

B-4-2

(Classification)

App 4 (Nuclear Strike Warning) to Anx B (Fire Support Coordination) to SOP
No 2, 53d Inf Div (Mech)

YANKEE: For all bursts when there is less than a 99% assurance of no militarily significant fallout. Direction measured clockwise from grid north to the left and then to the right radial lines (degrees or mils -state which) four (4) digits each.

ZULU: For all bursts when there is less than a 99% assurance of no militarily significant fallout. Effective wind speed in kilometers per hour, three (3) digits.
Downwind distance of Zone 1 (km), three(3) digits. Cloud radius (km), two (2) digits.

EXAMPLE MESSAGES

1. FOR AIR BURSTS WITH 99% ASSURANCE OF NO MILITARILY SIGNIFICANT FALLOUT:
STRIKWARN. ALPHA TUBE SIX. DELTA PQ WM OT AR/AS DG WY OF.
FOXTROT YM AB IM SK. HOTEL AIR. INDIA 0022 0031 0045.

2. FOR ALL BURSTS WITH LESS THAN 99% ASSURANCE OF NO MILITARILY SIGNIFICANT FALLOUT:
STRIKWARN. ALPHA TUBE SIX. DELTA PQ WM OT AR/AS DG WY OF. FOXTROT YM AB IM SK. HOTEL SURFACE. INDIA 0022 0031 0045. YANKEE 0215 0255 DEGREES ZULU 025 080 18.

7. PROCEDURES.

a. Strike warning messages sent only to units likely to be influenced by burst.
b. Warning messages given FLASH precedence.
c. Weapons not to be delivered earlier than desired time of burst. Back-up weapon, if first weapon fails, fired within 15 minutes of desired time of burst.

e. Personnel assume required degree of protection two minutes before desired time of burst. Remain protected two minutes after detonation. Remain protected 15 minutes after desired time of burst if weapon fails to detonate.

f. New strike warning initiated if strike not delivered within 15 minutes of desired time of burst.

g. Strike warnings passed to Air Force and Navy liaison officers not later than _____ minutes before burst. (Time to be developed based on guidance from higher headquarters.)

h. Strike warning messages 10 minutes before burst transmitted in clear.

3. ACTION ON CANCELLED STRIKES

When nuclear strikes are cancelled, units previously warned will be notified in the clear by the most expeditious means in the following format:

- a. Code Word (Target Number)
- b. CANCELLED

GRANT
MG

Distribution: A
OFFICIAL:
/s/Blue
BLUE
G3

(Classification)
B-4-3

(Classification)

53d Infantry Division (Mech)
Fort Hood, Texas
1 September 1972

Annex C (Methods of Reporting Location of Units) to SOP No. 2

1. TIME OF REPORTS

Every 2 hours or as phase lines or checkpoints are reached.

2. UNCLASSIFIED LOCATION REPORTING

a. Procedure is the same for checkpoint reports whether checkpoints are located on routes of march, on phase lines, or generally throughout the area.

b. Checkpoints are terrain features recognizable on the ground (e.g., towns, road junctions, stream junctions, hilltops). They are designated by small circles and numbered. Area covered will normally extend at least 1,000 meters beyond division objective.

c. Report by giving location or distance and direction from checkpoint and direction of movement.

d. Checkpoints issued by G3 with each complete OPORD or by fragmentary order.

e. Brigade, battalions, squadrons, and division artillery issued blocks of numbers for selection of additional checkpoints within their zones for subordinate units.

3. CLASSIFIED LOCATION REPORTING

a. Coded map coordinates. Numerical coordinates are encoded using effective edition of applicable CEOI item.

b. Terrain identification. Current edition of map overlay cryptosystem.

4. SECURITY

a. Report loss or compromise of any classified location reporting code immediately to G2 and division signal officer.

b. Upon receipt of information that any classified location reporting code or system has been lost or compromised, the signal officer will direct holders to use specified alternate or reserve systems.

GRANT
MG

Distribution: A

OFFICIAL:

/s/Blue

ELUE

G3

(Classification)

C-1

(Classification)

Appendix 3 (Target Designation System) to Annex B (Fire Support Coordination) to OP No. 2, 53d Inf Div (Mech)

- (3) Other elements (GS Artillery Battalions, Division Artillery FDC, FSE): 1000 thru 7999
 - (4) Counter-battery Targets: 8000 thru 8999
 - (5) Toxic Chemical Targets: 9000 thru 9999
3. Air-delivered response. The S3 (G3) air will obtain a number from the FSCC/FSE block of assigned numbers in order to designate targets to be engaged by aircraft.

Grant
MG

Distribution: A
Official
/S/ Blue
BLUE
63

(Classification)

(Classification)

53d Infantry Division (Mech)
Fort Hood, Texas

16 April 1973

Annex D (Actions To Reduce Effects of Enemy Chemical and Biological Attack)
to SOP No. 2

1. GENERAL

a. This annex prescribes normal procedures for protection against CB attack for units of this command.

b. See Appendixes 1-3 to Annex E, Actions to Reduce Effects of Enemy Nuclear Attack, for procedures common to CB and nuclear attack.

2. REFERENCES

FM 21-40, FM 21-41, TM 3-220, and AT 220-58.

3. ORGANIZATION

a. Unit monitors report NBC matters through command channels. Designated NBC personnel report information to NBC center by most direct means available.

b. NBC teams will be formed at the brigade, battalion, and company level, using trained personnel and operating under the supervision of unit commanders. Personnel who are especially trained in NBC operations advise and assist their commander.

c. Decontamination specialist trained as required.

4. RESPONSIBILITIES

a. Unit commanders are responsible for -

(1) Proficiency of personnel in all phases of NBC defense.

(2) Proper and expeditious processing of captured enemy NBC personnel and equipment.

(3) Inspection and maintenance of NBC equipment.

(4) Appropriate warning to be transmitted on unit voice radio command net immediately on confirmation of NBC alert.

(5) Individual and unit decontamination

b. Division chemical officer will -

(1) Provide technical advice and assistance to division and unit commanders and staff officers.

(2) Prepare training aids concerning enemy equipment and NBC agents.

(3) Provide advice concerning the supply and maintenance of items of NBC protective equipment, and supervise NBC training and technical intelligence activities.

(4) Recommend and exercise technical supervision of NBC operations.

(5) Maintain contamination situation map and advise commander on actions to reduce casualties.

(6) Coordinate field decontamination projects.

c. Division support command commander is responsible for calibrating radiac instruments, issues protective clothing and arranges for decontamination of protective clothing, provides advice concerning the support and maintenance of chemical equipment.

(Classification)

D-1

(Classification)

Anx D (Actions to Reduce Effects of En CB Atk) to SOP 2 - 53d Inf Div (Mech)

d. Division engineer responsible for decontamination operations requiring earthmoving equipment, constructing protective shelter beyond the capability of using units, and furnishing potable water. Coordinates with CBRE on radiological information associated with employment of ADM.

e. Division surgeon responsible for obtaining analysis of biological samples from field army medical laboratory and advising the commander on actions to reduce casualties.

f. Division provost marshal responsible for traffic control.

5. TYPES OF ALERTS

a. Possible NBC attack (enemy capable of CB attack): alert to be given by this headquarters. See paragraph 6a (1).

b. Imminent NBC attack (enemy believed preparing for NBC attack): alert to be given by this headquarters. See paragraph 6a (2).

c. Actual attack (enemy NBC attack in progress): alert to be given by first individual detecting the attack. See paragraph 6b.

6. PROCEDURE IN CASE OF NBC ATTACK.

a. Action prior to attack.

(1) Units alerted for possible NBC attack acknowledge receipt of alert but take no further action until notified by this headquarters. Check to insure that protective measures are adequate.

(2) Units alerted for imminent NBC attack acknowledge receipt of alert and put individual and collective protective measures on ready basis. Personnel wear protective clothing and carry masks.

b. Action during attack.

(1) Announce "all clear", as determined by unit commander. See C below.

(2) Decontamination. See Appendix 3 (Rescue, Lab and Decontamination Squads) to Annex E.

(3) Resupply of protective equipment.

(4) Mark and report contaminated areas to higher, lower, and adjacent units.

(5) Use NBC 1 report (Observer's Initial Report) in reporting enemy special weapon attack and transmit with FLASH precedence to NBC center.

(6) See Appendix 2 (CAT) to Annex E.

(7) See Appendix 1 (Area Damage Control) to Annex E.

c. Action following NBC attack.

(1) "ALL CLEAR" will be given on order of unit commander or senior individual present after the area is checked for presence of chemical agents and/or radioactivity.

(2) Continue the mission.

(3) Reestablish command and communications.

(4) Request medical assistance from supporting units if needed.

(5) Segregate damaged and contaminated equipment utilizing all operational equipment not contaminated.

(6) Avoid contaminated areas when possible.

(7) Cover affected area by fire if penetration is threatened.

7. PROTECTION.

a. Individual. Individuals carry protective masks and associated equipment and are responsible for first aid.

(Classification)

(Classification)

Anx D (Actions to Reduce Effects of En CB Atk) to SOP 2, 53d Inf Div (Mech)

b. Collective. Construction of collective protective shelters at discretion of unit commanders.

c. Tactical.

(1) Unit commanders prescribe equipment and procedures required for occupation of or passage through contaminated areas.

(2) Supply and equipment dispersed as much as the situation permits and maintained under cover.

8. DECONTAMINATION.

a. Units perform organizational decontamination.

b. Submit requirements for field decontamination to division chemical officer.

9. SUPPLY

Emergency requisition for NBC and radiac equipment submitted by most expeditious means.

GRANT

MG

Distribution: A

OFFICIAL:

/s/Blue

BLUE

G3

(Classification)

D-3

(Classification)

53d Infantry Division (Mech)
Fort Hood, Texas
1 April 1973

Annex E (Actions To Reduce Effects of Enemy Nuclear Attack) to SOP No. 2

1. GENERAL

- a. This annex prescribes normal procedures for defense against and actions following enemy nuclear attack.
- b. See Appendix 1, Area Damage Control, for actions required to avoid or reduce effect on combat service support operations.
- c. See Annex D (Actions To Reduce Effects of Enemy Chemical and Biological Attack) for procedures peculiar to NBC operations

2. PLANNING

- a. Units organize and designate personnel for CAT (App 2, CAT).
- b. Units organize and designate personnel for rescue, labor, and decontamination squads (App 3, Rescue, Labor, and Decontamination Squads) and for NBC teams to include chemical detection and radiological survey parties.
- c. Orders.
 - (1) Orders habitually in sufficient detail to permit continued and, when necessary, independent action by subordinate units.
 - (2) Division designates emergency assembly areas or alternate positions within zone or sector. Use only on division order. Subordinate headquarters designates rallying points.
- d. Procedures.
 - (1) Predict own disposition at critical stages.
 - (2) Assume enemy nuclear attack against predicted disposition at point of maximum vulnerability.
 - (3) Evaluate effect on own troops.
 - (4) Determine actions to offset effect of enemy attack to continue mission. Prepare contingency plans to include essential draft OPORD and checklist of actions to be taken in chronological order.
 - (5) Predict fallout and effects.

3. OPERATIONS

- a. General.
 - (1) Priority of tasks subsequent to enemy nuclear attack.
 - a. Capable units continue mission.
 - b. Reestablish command and communication and implement monitoring plan.
 - c. Determine and report remaining combat effectiveness of damaged unit or units.
 - d. Reorganize damaged units.
 - (2) Alternate plans. Battalion-size or larger units prepare, coordinate, and keep current alternate tactical plans, including displacement and decontamination plans.
 - (3) Passive protective means. Units -
 - a. Disperse and dig in when permitted by situation.
 - b. Construct shelters in stabilized situation.
 - c. Make maximum use of any shielding.

(Classification)

(Classification)

Anx E (Actions To Reduce Effects of En Nuc Atk) to SOP 3 - 53d Inf Div (Mech)

(4) Movement. Units make maximum use of night movement, multiple routes of march, and dispersion.

(5) Camouflage and deception means. Enforce camouflage discipline and use of natural concealment at all echelons. Coordinate deceptive means, including dummy installations, with division plans.

(6) CAT dispatched on instructions from division G3 element, TOC.

b. Actions immediately following nuclear attack (automatically without orders).

(1) Individual and combat vehicle crews: establish contact with immediate superior.

(2) Individual actions under fallout: actions that can be taken by individuals to reduce the effects of fallout are outlined below. Individuals will be directed to take such of the following actions as are consistent with the mission of the unit and nature of the action:

a. Acquire the following protection in the order listed: remain in the shelter until the area has been determined safe or until exit is required for urgent reasons.

1. Underground shelters.

2. Foxholes with overhead cover. Foxholes will be continually improved as time permits.

3. Armored vehicles. Vehicles will be used when shelters listed in 1 and 2 above are not available and time precludes constructing such shelters.

4. Buildings. Buildings of masonry construction will be used in preference to those of wood construction or of other materials.

5. Clothing, shelter halves, etc. Exposed personnel will, when possible, cover all exposed skin and further cover clothing with such items as shelter halves, blankets, and canvas.

6. Sandbags in vehicles. Vehicles operating in contaminated areas will, when practicable, be equipped with sandbags on the floors and sides to reduce radioactivity being emitted from the ground.

b. After fallout has ceased, decontaminate as follows:

1. Brush clothing and personal equipment thoroughly to remove fallout particles. This should be done away from the area that individuals will occupy.

2. Bathe thoroughly, preferably by showering, and change clothing. Decontaminate or dispose of personal effects such as billfolds and watches.

3. Decontaminate individual equipment by brushing, wiping, and as appropriate, scrubbing.

4. Decontaminate the immediate area where the individuals are located by hosing or turning the soil as appropriate (e.g., the soil within a foxhole should be removed and the soil around a foxhole turned over or covered to bury the fallout; tents, vans, and other vehicles should be hosed).

5. Clean other equipment as required. When available, high pressure steam or high-pressure air is most effective.

(Classification)

(Classification)

Annex E (Continued) to Radiological Effects of Nuclear War to SOP 2 - 5th Inf Div (Mech)

6. Ensure sufficient personnel of water and sufficient rationing for at least 72 hours stay in a contaminated area.

7. Avoid contamination of water, food, clothing, or handkerchiefs over which are worn in the case of fallout particles under breathing.

8. Because stay time in contaminated areas. Only tasks that are vital to the unit mission should be performed in radioactive contaminated areas. Individuals working the contaminated area should have maximum protection, observation, and the task to be performed and should remain in the contaminated area for a minimum practicable time.

(3) Duties:

a. Turn on radio instruments and start continuous monitoring.

b. Report to next higher headquarters any element out of contact.

c. Protective measures.

d. Prepare for early movement.

e. Displace as directed by higher headquarters to avoid radiation hazard and continue mission.

f. Avoid areas in excess of those in radiation exposure guidance shown in DA 3-22.

g. Report information relative to nuclear blast as shown in Appendix 1 (Nuclear Blast Report, NBC 1) to Annex F (Prediction of Fallout, Radioactivity, Weathering, and Survey) to this SOP.

h. Report initial time of arrival and dose rate of fallout in area. Thereafter, report as directed to NBC center.

(4) Division headquarters, division artillery, each brigade, division support command, infantry, tank, artillery, aviation, engineer, signal battalion, and squadron:

a. When required, dispatch CAT and report action.

b. Report Army aircraft immediately available for reconnaissance.

(5) Uncommitted units: prepare for immediate movement.

(6) Armored cavalry squadron: if not committed, provide one platoon with radiological monitoring and survey equipment available for immediate movement.

(7) Aviation company:

a. Initial observer report.

b. Hold two utility helicopters at division airstrip for use by division support command CAT.

(8) MP company:

a. Prepare to reinforce existing traffic control posts and patrols and to establish additional ones on order.

b. Prepare to establish MP patrols and posts in rear of affected units for circulation control of individuals and maintenance of law and order.

c. Prepare to assist in establishment of emergency refugee collecting points execute on division order.

(9) Division support command: prepare for attachment of noneffective units. Decontamination of areas, supplies, and equipment limited to those essential for operations and survival.

(Classification)

(Classification)

Anx E (Actions To Reduce Effects of En Nuc Atk) to SOP 2 - 53d Inf Div (Mech)

h. LOGISTICS

a. Support. Units operating in damaged areas obtain required supply from nearest available source.

b. Evacuation and Hospitalization.

(1) Units accomplish maximum first aid.

(2) Nonmedical personnel will assist in routine medical care and evacuation outside the unit's area of responsibility only on division order.

(3) Walking wounded will assist in evacuation of patients from affected area at direction of medical officer concerned.

c. Transportation.

(1) Include alternate means of transportation, unit, and route priorities in all pertinent plans.

(2) Only vehicles engaged in, or supporting, area damage control activities or engaged in combat operations enter damaged area.

d. Services

(1) Decontamination limited to that essential to operations.

(2) Priorities for repair or reconstruction.

a. Signal command transmission facilities.

b. Medical facilities.

c. Supply and vehicle maintenance facilities.

(3) Priority for engineer decontamination employment.

a. Command and communication installations.

b. Routes.

c. Logistics including medical installations.

d. Combat areas.

e. Miscellaneous. Commander or senior surviving officer responsible for area damage control operations in own area.

5. PERSONNEL

a. Strengths. As soon as practicable, unit or CAT commanders forward following:

(1) Number and type of casualties.

(2) Effective strength of affected units.

(3) Loss of commanders, if applicable.

b. Replacements. Replacement detachment, administration company, insure that all incoming personnel are familiar with current doctrine and procedures for survival under conditions of nuclear warfare.

c. Discipline, Law and Order. See paragraph 3b(8).

d. Graves Registration. Mass burial only on order this headquarters.

6. CIVIL MILITARY OPERATIONS

a. Develop and maintain current plans for control of civilian population in event of enemy nuclear, biological, or chemical munitions attack.

b. Plan to establish emergency refugee collecting point. Execute only on division order.

c. Recommend measures to be taken by civil defense.

(Classification)

E-4

(Classification)

Anx E (Actions To Reduce Effects of En Nuc Atk) to SOP 2 - 53d Inf Div (Mech)

7. COMFWD

All units within division area may be assigned to area damage control mission. Combat and combat support units on division order only. Combat service support units on order division support command commander.

GRANT
RJ

Appendixes:

- 1 - Area Damage Control
- 2 - Control and Assessment Teams
- 3 - Rescue, Labor, and Decontamination Squads.

Distribution: A

OFFICIAL:

/s/Blue

BLUE

G3

(Classification)

E-5

(Classification)

Appendix 1 (Area Damage Control) to Annex E (Actions To Reduce Effects of Enemy Nuclear Attack) to SOP No. 2

1. APPLICATION

a. The provisions of this appendix apply to all units and installations within the division area except as modified by current area damage control and operation plans.

b. Division support command responsible for area damage control within the division rear area, exclusive of those areas occupied by combat or combat support units.

c. Appropriate area damage control measures will be as prescribed by division artillery, brigades, and each battalion-size unit for their respective areas and will be coordinated with division support command. Passive defensive measures will habitually be employed. Mutual assistance between units in area damage control will be limited only by the requirements of the tactical situation.

d. Support command units located in brigade areas will support brigade area damage control operations as required.

2. RESPONSIBILITIES

a. Division G4 is responsible for general staff supervision of area damage control in division area. He coordinates overall plan and its implementation with G3 (including planned movement of units within division area) and with G2.

b. Within division rear area, commanding officer, division support command, is responsible for -

(1) Preparation for area damage control plans. Plans include provisions for -

a. Communications.

b. Training and equipping of labor, rescue and decontamination squads by units within division support area, including specific instructions where and when squad reports when plan is implemented.

c. Employment of area damage control personnel including those from other units or installations in the division area.

d. Emergency food, clothing, and water.

e. First aid and evacuation of patients.

f. Control measures to prohibit nonessential movement and to provide for rerouting of traffic to restrict access into damage control area except to essential area damage control personnel and units.

g. Instruments to survey, mark, and report all contaminated areas, using trained personnel from local units.

h. Assistance to other affected areas when directed.

(2) Supervision and coordination of area damage control

(3) Employment of area damage control units.

(4) Combat service support in coordination with G4.

(5) Determination of manpower and materiel needed for area damage control purposes.

(6) Assistance to be provided by or to nondivisional units located within division support area.

(Classification)

E-1-1

(Classification)

App 1 (Area Dam Con) to Anx E to SOP 2 - 531 Inf Div (Mech)

3. MEDICAL EVACUATION AND HOSPITALIZATION

Division support command will coordinate with division surgeon for higher echelon medical service and evacuation necessary for area damage control in the division area.

4. SUPPLY

Division support command will coordinate directly with appropriate units for necessary supply for area damage control and salvage operations.

5. TRANSPORTATION

a. Traffic Control and Regulation.

(1) Only vehicles engaged in area damage control activities or in combat operations within the area will be permitted to enter and operate in the damage area.

(2) Traffic will be controlled within the damage area by military police units.

b. Requirement for Transportation. Requirements for transportation for area damage control operations will be submitted to division support command.

6. PERSONNEL

PW and civilian internees held in division area will be provided protection facilities and equipment and will be oriented on procedures to be followed in an NBC attack.

7. CIVIL MILITARY OPERATIONS

a. Civilian personnel, supplies, and facilities will give maximum support to area damage control operations. Military support of civil defense operations will be provided only on division order.

b. CA units located within division area will provide liaison between all military headquarters and civil authorities and will coordinate the employment of civilian support for area damage control operations. (See Annex K)

8. RECORDS AND REPORTS

a. Periodic reports on availability of area damage control squads and other area damage control services will be made by each organization and separate unit directly to G4 with information copy to commanding officer, division support command, as follows:

(1) Nonactive combat - as of last day of month prior to 1800 hr that date.

(2) Active combat - as of Friday of each week prior to 1800 hr that date.

b. All units or installations moving within division area report departure, estimated time of arrival, and actual time of arrival to division traffic headquarters.

(Classification)

E-1-2

(Classification)

App 1 (Area Dam Con) to Anx E to SOP 2 - 53d Inf Div (Mech)

c. Personnel entering damaged area to assist in reestablishing control will report to CAT.

9. SIGNAL COMMUNICATION

Current CEOI and CESI in effect.

GRANT
ME

Distribution: A

OFFICIAL:

/s/Blue

BLUE

63

(Classification)

E-1-3

(Classification)

53d Infantry Division (Mech)
Fort Hood, Texas
1 April 1973

Appendix 2 (Control and Assessment Teams) to (CAT) to Annex E (Actions To Reduce Effects of Enemy Nuclear Attack) to SOP No. 2

1. MISSION

Reestablish military control over elements hit by enemy nuclear and chemical attack by -

- a. Reestablishing command and communications.
- b. Assessment of damage to unit.
- c. Rehabilitation of unit to continue mission.

2. ORGANIZATION

Division headquarters, division artillery headquarters battery, each brigade headquarters company, division support command headquarters, and each battalion and squadron form at least one CAT as follows:

- a. Senior officer-commander. (May be technical service officer in division support command; otherwise, must be of a combat arm.)
- b. Medical representative (when available) - coordinates medical support, including air evacuation.
- c. Supply representative - determines extent of supply required.
- d. Engineer representative (when available) - determines engineer effort required.
- e. NBC team - determines degree and extent of radiological and chemical contamination.
- f. Communications detachment - replaces minimum communications at next lower echelon.
- g. Security element - secures CAT.
- h. Transportation (including available Army aircraft) - lifts CAT.
- i. Military police representative (when available) - provides traffic control in affected area.
- j. Chemical representative (when available) - advises commander on CBR situations.

3. DUTIES

In priority -

- a. Move to damaged area without delay.
- b. Determine and report remaining effectiveness of damaged unit.
- c. If necessary, assume control of damaged units to restore command communications.
- d. Take action to resume unit's mission.
- e. Request medical, engineer, aviation, chaplain, military police, and GREG assistance required.
- f. As soon as practicable, report following:
 - (1) Number and type of casualties.
 - (2) Effective strength of damaged units.
 - (3) Loss of commander, if applicable.
 - (4) Location of CAT CP.

(Classification)

E-2-1

(Classification)

App 2 (CAT's) to Anx E to SOP 2 - 53d Inf Div (Mech)

g. Report (location, dose rate, time of reading) all radiation areas over 5 RAD/Hr and chemical contamination detected in course of operation.

GRANT
MG

Distribution: A
OFFICIAL:
/s/Blue
BL'E
G3

(Classification)
E-2-2

(Classification)

53d Infantry Division (Mech)
Fort Hood, Texas
1 September 1972

Appendix 3 (Rescue, Labor, and Decontamination Squads) to Annex E (Actions To Reduce Effects of Enemy Nuclear Attack) to SOP No. 2.

1. LIGHT RESCUE SQUADS

a. Each company, battery, or similar unit (except units furnishing heavy rescue squad or labor squad) will organize and have available for use one light rescue squad consisting of at least one NCO or specialist and six EM. Functions of squad include rescue of casualties (when removal does not involve use of heavy equipment) and administration of first aid when necessary. Medical battalion will furnish medical items required.

b. Equipment for each light rescue squad will include -

- (1) Two trucks, $\frac{1}{2}$ ton; or one truck, $\frac{3}{4}$ ton.
- (2) One pick.
- (3) Two shovels.
- (4) Two axes.
- (5) Two cutters, wire.
- (6) Radiac dosimeters and chemical agent detection kits, as available.

c. Squad, when necessary or as directed, will perform rescue work. Rescue squad formed by units will normally be only for local use by commander thereof.

2. HEAVY RESCUE SQUADS

a. Maintenance battalion and engineer battalion will each organize and have available four heavy rescue squads. Each squad will consist of at least one officer and 12 EM. Unit commander will determine augmentation of each squad in consideration of unit equipment, personnel available, and work to be performed.

b. Function of heavy rescue squad includes extrication of trapped casualties and salvage of materiel in damaged areas. Equipment for heavy rescue squad include following items when authorized in TOE:

- (1) One truck, $2\frac{1}{2}$ ton, and trailer, $1\frac{1}{2}$ ton.
- (2) Two bars, pry.
- (3) One differential chain hoist, $1\frac{1}{2}$ ton or 3 ton
- (4) Two snatch blocks with 1-in manila rope.
- (5) Two hacksaws.
- (6) Two cold chisels.
- (7) Manila rope, 1 in, 300 ft.
- (8) Two hydraulic jacks.
- (9) One acetylene welding and cutting equipment.
- (10) Two hooks, grappling.
- (11) Four road flares.
- (12) Four crowbars.
- (13) One cross-cut saw.

(Classification)

E-3-1

(Classification)

App 3 (Res, Labor, and Decon Sqds) to Anx E to SOP 2 - 53d Inf Div (Mech)

- (14) Two picks
- (15) Four shovels
- (16) Two sledges
- (17) Two hatchets
- (18) Portable lights
- (19) Four flashlights
- (20) Four pairs rubber gloves
- (21) Two buckets
- (22) Two wire cutters
- (23) One truck, wrecker
- (24) One bulldozer with transporter
- (25) Radiac dosimeters and chemical agent detection kit, as available

3. LABOR SQUADS

a. The division support command, headquarters company and band, and the administration company will organize one labor squad each consisting of at least one officer and 20 EM. Each squad will have two 2½ ton trucks and other items as prescribed.

b. Labor squad performs tasks that do not require specialized training or equipment. Such tasks include clearing debris by hand, searching for casualties, evacuating casualties, salvaging materiel, and decontaminating materiel. Labor squad may augment military police or remove military supplies from areas endangered by fire. Unexploded bombs and other dangerous materiel will normally be removed under technical supervision.

4. DECONTAMINATION SQUADS

a. Each company, battery, or similar unit will train and have available an emergency decontamination squad consisting of at least one NCO or specialist and nine enlisted men. Functions of squad include emergency NBC decontamination of personnel, supplies, and vital areas.

b. Equipment and supply for emergency decontamination squad should include following items. Equipment and supply, if not organic, will be furnished as required.

- (1) Shovels
- (2) Radiac dosimeters and, as available, survey meter and personnel monitoring instrument
- (3) Chemical agent detection kit
- (4) Brushes, scrubbing
- (5) Gloves, rubber
- (6) Two cans, corrugated, 16 or 32 gallon
- (7) Bandage scissors
- (8) Ten each protective field mask with authorized accessory, M13 individual decontaminating and reimpregnating kit
- (9) One rake
- (10) Four brooms
- (11) Rags, 20 pounds
- (12) Two buckets, 14 quart

(Classification)

E-3-2

(Classification)

App 3 (Res, Labor, and Decon Sqds) to Anx E to SOP 2 - 53d Inf Div (Mech)

- (13) One heater, immersion type
- (14) One axe, single bit
- (15) DANC, and other decontamination materials as appropriate
- (16) Soap, issue, 5 pounds
- (17) Leather dressing, vesicant gas resistant, M2, 10 cans

c. Squad will be used when necessary or as directed to assist in recovery work.

5. MEDICAL TEAMS

a. Medical battalion organize and be prepared to dispatch three medical teams on 30-minute notice. Each medical team will consist of one medical officer, four senior aid men, four litter bearers, three ambulance orderlies, and one light-truck driver, four aid men, and five ambulance drivers.

b. Equipment and supplies for medical teams will include -

- (1) One $\frac{1}{4}$ -ton truck with radio
- (2) Five ambulances
- (3) First-aid equipment
- (4) Medical equipment and supplies
- (5) CBR decontamination material as available

6. CHAPLAIN TEAMS

a. Division chaplain designates three chaplain teams to be prepared to move into area on 30-minute notice. Teams will normally operate with medical teams.

b. Equipment and supplies for each chaplain team will include -

- (1) One $\frac{1}{4}$ -ton truck
- (2) Ecclesiastical equipment
- (3) CBR decontamination equipment, as available.

GRANT
MG

Distribution: A

OFFICIAL:

/s/Blue
BLUE
G3

(Classification)

E-3-3

(Classification)

53d Infantry Division (Mech)
Fort Hood, Texas
1 April 1973

Annex F (Prediction of Fallout, Radiological Monitoring, and Survey) to
SOP No. 2

1. GENERAL

Purpose. Prescribes procedures for prediction of fallout and radiological monitoring and survey.

2. REFERENCES

TM 3-210, FM 3-12, and FM 101-5.

3. ORGANIZATION

Current organization for combat.

4. DUTIES AND RESPONSIBILITIES

a. General Staff

(1) G2 supervises the NBC center in dissemination of fallout predictions resulting from enemy employment of nuclear weapons; dissemination of radiological contamination charts; and planning radiological surveys.

(2) G3 coordinates with the NBC center concerning planned friendly nuclear employment to include dissemination of fallout predictions pertaining thereto.

(3) G5 -

a. Establishes procedures and channels for exchange of radiation information with appropriate civil agencies.

b. Establishes local civil defense measures and capabilities to conduct radiological monitoring and survey operations.

c. Supervises radiological monitoring and survey operations of local civil defense organizations.

b. Other Staff Responsibilities.

(1) FSE -

a. Informs the CBRE of the details of planned nuclear munitions employment so that the CBRE can prepare and disseminate prestrike and post-strike fallout predictions.

b. Disseminates upper air wind data to CBRE each 2 hours.

(2) Aviation officer -

a. Conducts training to insure all assigned aviators are qualified to fly air survey missions.

b. Furnishes aircraft and pilots for air survey missions.

c. Insures authorized radiac dosimeters are mounted on aircraft normally used for reconnaissance and observation missions.

d. Coordinates with CBRE for planning and conducting air radiological survey.

(3) Engineer provides personnel and equipment for decontamination operations involving use of engineer earthmoving equipment. Coordinates with NBC center on radiological information associated with employment of ADM.

(4) Division support command procures, distributes, calibrates, and maintains radiac instruments.

(Classification)

F-1

(Classification)

Ann F (Pred of Fallout, RADMON, and Surv) to SOP 2 - 53d Inf Div (Mech)

(5) Chemical officer -

- a. Operates CBRE
- b. Plans, directs, and coordinates radiological surveys.
- c. Supervises operation of attached chemical units.
- d. Advises on decontamination operations.
- e. Prepares and disseminates fallout predictions.
- f. Maintains NBC situation map.
- g. Prepares and disseminates current contamination charts to division staff officers, corps, and subordinate and attached units as required.

(6) Provost marshal provides traffic control into, within, and around contaminated areas.

(7) Surgeon advises on radiation doses and physiological effects.

c. Organizations and Units.

(1) Periodic monitoring. All units of company size or larger will maintain a monitor on duty with the CP on a continuous basis. In company-size units (and smaller units operating independently), the monitor will make a routine check of the unit area every hour and will check a designated point within the CP area each hour.

(2) Continuous monitoring.

a. Continuous monitoring will be initiated -

1. On receipt of a fallout warning (NBC 3 report)
2. When the unit commander orders.
3. After a nuclear burst has been seen or heard.
4. When the unit is moving.
5. When a nuclear strike is observed or reported.
6. During reconnaissance and patrol activities.
7. When radiation above 1 RAD/Hr is detected by periodic monitoring.

b. During continuous monitoring, all radiac instrument readings will be made in the same location, except when units are moving or other factors make it impracticable. The monitor will note and report the following information to the next higher headquarters:

1. The location, dose rate, and time of the initial dose rate of 1 RAD/Hr for units not in a fallout warning area of 5 RAD/Hr for units in a fallout warning area.
2. The peak dose rate recorded.
3. The dose rate, location, and time an increase or decrease of 10 RAD/Hr is recorded until the dose rate reaches 50 RAD/Hr. Any increase or decrease from 50 RAD/Hr will be reported thereafter.
4. The correlation factor data for the shelter or vehicle of the monitor.

5. Summary report described in d(5) below.

c. Continuous monitoring will stop -

1. On instructions from higher headquarters.
2. When the dose rate falls below 1 RAD/Hr (except for units on the move).

(Classification)

(Classification)

Anx F (Pred of Fallout, RADLMDN, and Surv) to SOP 2 - 53d Inf Div (Mech)

d. Reporting Procedures. (See App 1)

(1) The initial detection of radioactivity in an area not predicted to receive fallout will be broadcast over the division Ops-Intell Net. as an immediate message in clear text giving location, dose rate, and time detected.

(2) The initial detection of radioactivity in an area predicted to receive fallout will be broadcast over the division warning net as a message in clear text giving location, dose rate, and time detected.

(3) Subsequent reports. Subsequent reports will be screened and consolidated by intermediate headquarters. These reports will include the general level of radioactivity in the area and the location and time detected of highest dose rate in the area. Reports will be submitted while the dose rate in the area is rising; at the first indication the dose rate is beginning to decline; and thereafter as division directs. These reports will be assigned the highest precedence (other than FLASH) consistent with operational requirements for communications facilities.

(4) Communications. Communications reports will be submitted by teletype or voice through the division communications system. Units temporarily out of contact with the division signal center will use the division operations intelligence net as an alternative means.

(5) Summary reports. On direction of division headquarters, units will submit a summary report consisting of an overlay showing the radiation situation in the area as compiled from monitoring reports.

e. Training.

(1) Unit commanders will train a minimum of two monitors to operate each organic radiac instrument. All qualified air observers will be trained to perform air survey duties.

(2) Company-size units will train a NBC team. A minimum of two survey parties per area survey instrument authorized will be trained within the NBC team.

f. Radiological Surveys. Radiological surveys will be conducted only when essential radiological contamination data cannot be obtained from monitoring reports by units within the contaminated area.

(1) Division-controlled surveys. Requests for surveys will originate in the TOC and will be sent to the unit to conduct the survey. Readings will be forwarded directly from the surveying unit to the NBC center.

a. Air surveys. During air surveys the aircraft flies at the lowest possible constant ground altitude and ground speed along the designated course. The monitor takes readings at equal time intervals and records them on DA Form 1971-R. He reports the location, altitude, dose rate, and time of reading in clear text by radio directly to the NBC center. The monitor will determine the air-ground correlation factor for each survey and include it with his initial report.

b. Ground surveys. Ground survey parties will follow the prescribed survey course and will report the dose rate, location, and time of reading at points designated by the NBC centers or the control party.

(Classification)

(Classification)

Anx F (Pred of Fallout, RADLMON, and Surv) to SOP 2 - 53d Inf Div (Mech)

Reading will be taken with the survey meter held approximately 1 meter above the ground. In open areas, readings will be taken at least 10 meters away from buildings or other large structures. In built-up areas, readings will be taken in the center of the street or street intersection. Mounted monitors will determine the shielding correlation factor and include these data in the first survey report. Readings will be recorded on DA Form 1971-R. This headquarters will direct submission of reports.

(2) Unit-controlled surveys. Units will conduct surveys as outlined in 1(a) and (b) above. On completion of the survey, they will forward the results through channels to the NBC center of the TOC.

g. Communications. Operation intelligence nets will be used to report monitoring and survey information. Brigades and separate units will use the division communications system in reporting to division. Artillery units may also use artillery nets.

GRANT
IG

Appendix: 1 - Nuclear Burst Report, NBC 1
Appendix: 2 - Radiation Exposure Guidance
Distribution: A

/s/Blue
BLUE
G3

(Classification)
F-1

(Classification)

53d Infantry Division (Mech)
Fort Hood, Texas
1 April 1973

Appendix 1 (Nuclear Burst Report, NBC 1) to Annex F (Prediction of Fallout, Radiological Monitoring, and Survey) to SOP No. 2

1. FORMAT
Letter

Meaning

Precedence

Date/Time (ZULU)

Security

From

To

Type of report: NBC 1

A. Strike serial number (if known)

B. Position of observer

C. Azimuth of attack from observer. Report grid or magnetic (state which) bearing or azimuth of attack from observer in mils or degrees (state which)

D. Date and time of detonation in local or ZULU time (state which)

E. Illumination time. (Report under conditions of poor visibility when cloud measurements cannot be made; report in seconds)

F. Location of attack. (Report observed or known coordinates on this line; if this line is reported, omit C)

H. Type of burst. (Air, surface, or unknown. This line must be reported)

J. Flash-to-bang time (seconds)

K. Crater present or absent and diameter, if known. (Report in meters)

L. Nuclear burst cloud width measured at 5 minutes after the detonation in degrees or mils (state which)

M. Stabilized cloud-top angle and/or cloud-bottom angle or cloud height and/or cloud-bottom height. (Measure H+10 minutes; report in mils, degrees, meters, or feet; state which. Report top or bottom with appropriate angle)

INSTRUCTIONS

a. Transmit available data promptly.

(1) Transmit all data except lines L and M immediately after bang time.

(2) Transmit lines L and M immediately after measurement of the angles. Include lines B and D with this report.

b. Transmit only those lines of the format for which data are available.

(Classification)

F-1-1

(Classification)

App 1 (Nuc Burst Rept, NBE 1) to Anx F to SOP 2 - 53d Inf Div (Mech)

c. Transmit line E only when observation is limited and cloud measurements cannot be obtained.

GRANT
MG

Distribution: A
OFFICIAL:
/s/Blue
BLUE
G3

(Classification)
F-1-2

(Classification)

53d Infantry Division (Mech)
Fort Hood, Texas

8 April 1974

Appendix 2 (Radiation Exposure Guidance) to Annex F (Prediction of Fallout, Radiological Monitoring, and Survey) to SOP No 2.

1. PURPOSE. To provide the commander with guidelines to aid in the successful employment of his command on the nuclear battlefield with minimum exposure of personnel to nuclear radiation.

2. RESPONSIBILITIES.

a. Chemical, biological and radiological element (CBRE).

(1) Maintain on a daily basis the radiation exposure status of each battalion within the division.

(2) Provide the commander with estimate of situations which could produce radiological hazards to the battalions of the division.

b. Brigade.

(1) Compare and verify the radiation status of the supported platoons and companies which have been attached to units in the brigade.

(2) Receive and consolidate reports of all the elements within the brigade and forward to the division CBRE.

c. Battalion. Maintain radiation exposure records down to and including the organic and attached platoons.

d. Surgeon.

(1) After the staff surgeon learns the degree of risk that the commander is willing to accept for a given operations, the surgeon coordinates with the CBRE for the current radiation status of the unit involved.

(2) Determines what level of radiation may be received within this degree of risk concept.

(3) Advises the commander that a certain dose level may be considered as the operational exposure guide for that particular unit.

3. CATEGORIES OF EXPOSURE.

a. Radiation status categories are based on previous exposure to radiation

b. Reclassification of units from one category to a less serious one is done by the commander upon advice of the surgeon after ample observation of the actual state of health of the exposed personnel has been made.

c. All exposures to radiation are considered to be total body and simply additive. No allowance is made for body recovery from radiation injury.

d. The operational exposure guide established by the commander can be any number in the risk range appropriate to the units mission and radiation status and includes exposure to all predictable initial and residual radiation.

e. Risk levels are graduated within each status category in order to provide more stringent criteria as the total radiation dose accumulated becomes serious.

(Classification)

F-2-1

(Classification)

App 2 (Radiation Exposure Guidance) to Anx F (Prediction of Fallout, Radiological Monitoring, and Survey) to SOP No 2.

4. NUCLEAR RADIATION DEGREE OF RISK EXPOSURE CRITERIA

Radiation Status 1 & 2	Total Post Cumulative 3	Exposure Criteria for a single operation 4 & 5
RS-0 Units	0-RAD	Negligible Risk
RS-1 Units	> 0 - 70	\leq 5 Rad
		Moderate Risk $> 5 \text{ Rad} \leq 20 \text{ Rad}$
		Emergency Risk $> 20 \text{ Rad} \leq 50 \text{ Rad}$
RS-2 Units	> 70 - 150	Moderate Risk \leq 5 Rad
		Emergency Risk $> 5 \text{ Rad} \leq 20 \text{ Rad}$
RS-3 Units	> 150 Rad (Threshold for onset combat ineffective- ness)	All further exposure is considered to be an Emergency Risk

GRANT
MG

Distribution: A
OFFICIAL:
/s/BLUE
BLUE
G?

(Classification)
F-2-2

(Classification)

53d Infantry Division (Mech)
Fort Hood, Texas
1 April 1973

Annex G (Army Aviation) to SOP No. 2

1. GENERAL

a. Applicability. This annex applies to all divisional aviation elements except when modified by division order or change to division SOP.

b. Purpose. This SOP standardizes normal procedures for operations and control of all Army aviation assigned, attached, or under operational control of the division.

c. Unit Procedures. Subordinate unit issues SOP to conform.

2. ORGANIZATION FOR COMBAT

a. Division aviation company. Establish an instrumented airfield in the division main support area. Direct coordination with the Division G3 for airfield location and operation.

b. Aviation staff section, Div HHC. Provide representatives for ACE, DTOC.

c. Other divisional aviation. Command of parent unit.

d. Nondivisional Aviation Support:

(1) The division aviation officer is responsible for staff supervision of Army aviation support attached to, under the operational control of, or supporting the division.

(2) The G2 supervises the employment of air reconnaissance, surveillance, and target acquisition assets attached or supporting the division.

(3) The G4 supervises the employment of logistical aircraft attached or supporting the division.

(4) The ACE coordinates the use of airspace and assigns missions to Army aircraft.

3. INTELLIGENCE

a. Reconnaissance and Surveillance.

(1) Submit air reconnaissance and surveillance mission requests to TASE.

(2) Capabilities of organic Army aviation fully exploited prior to requests for inter-service support.

(3) Requests for airlift submitted to ACE.

b. Enemy Materiel. Aircraft maintenance company and aviation company provide technical assistance to division G2.

c. Aviation Chart and Photo Request. Requests for aviation charts and photos directed to Supply & Transport battalion.

d. Counterintelligence

(1) Personnel forced down behind enemy lines and not immediately retrieved will move to pickup points designated in aviation annex to division OPORD. Pickup points will not be occupied by downed personnel except periods of 30 minutes prior to and following sunrise and sunset unless mutual identification between downed personnel and pickup has been established.

(Classification)

G-1

(Classification)

Anx G (AAVN) to SOP 2 - 53d Inf Div (Mech)

(2) Documents containing classified information, except daily CEOI extracts, will not be carried forward of friendly dispositions.

4. OPERATIONS

a. Security.

(1) Local security of division airfield is responsibility of commanding officer, aviation company. Defense of division support area is responsibility of commanding officer, division support command.

(2) Local security of forward airfield or airfields is responsibility of senior aviation officer. Area defense is responsibility of supported unit.

b. Army air traffic regulation and identification (AATRI)

(1) The ACE exercises staff supervision for the Division G3 over all air traffic regulation and identification facilities utilized by the division.

(2) The ACE will coordinate AATRI activities of all aviation within the division.

(3) The division aviation company will monitor and coordinate all flights within the division area of responsibility.

(4) The brigades must be prepared to assume, on order, duty of monitoring and coordinating flights.

(5) Coordination of flights must be made through the ACE.

(6) Information of flights outside of the division area of responsibility will be sent to the appropriate flight operations center.

(7) Changes in air traffic regulations and identification procedures will be effected by NOTAMS/AIRADS.

c. Combat

(1) Requests for tactical air as cover for organic aviation elements submitted through command channels to TASE.

(2) Requests for lifting of friendly fires to permit organic aviation employment submitted to FSE.

(3) Report location of all airstrips prior to occupation.

(4) Requests for additional aviation support submitted as follows:

a. Immediate, through supporting or attached element to ACE, TOC.

b. Other, through normal channels.

(5) NBC

a. Defensive. See Annex D.

b. Offensive. Employment for CB distribution on division order.

(6) Smoke. Organic or attached aviation employed to distribute smoke on division order and coordinated with FSE.

(7) Battle area illumination. Organic or attached aviation provide illumination on division order and coordinated with FSE.

(8) Air defense. Aircraft attacked by enemy air or ground fire take evasive action and report immediately location, type, and quantity of enemy action to ACE.

(Classification)

(Classification)

Anx G (AAVN) to SOP 2 - 53d Inf Div (Mech)

9) Defense against nuclear attack. Following employment of nuclear weapons by enemy, observation and surveillance effort concentrated on detection of enemy attempt to exploit effects.

a. Aviation company -

1. Be prepared to provide emergency peakload aeromedical evacuation.
2. Provides RADLSV and RADLMON of blast and fallout areas on division order.

b. Supporting airmobile companies.

1. Provides airlift to reinforce supporting elements in RADLSV.
2. Provides airlift to reinforce supporting elements in aeromedical evacuation missions.
3. Provides airlift for transportation of CAT's/
4. Provides airlift for emergency evacuation of personnel in fallout areas.

(10) Movement.

a. Supporting elements displace with supported unit. Prior notification of new airfield to ACE.

b. ACE displaces with division TOC.

(11) Communications

a. Wire communication to aviation company subordinate elements from closest division signal center.

b. Lateral communication maintained between supporting or attached elements on forward airstrips.

c. Aviation company satellites on division main signal center when possible to provide following:

1. Direct line, G2-G3 to aviation company operations section.

2. Direct line, ACE to aviation company operations section.

d. Reconnaissance for new division airfield coordinated with division signal officer, division engineer, and G3.

e. Communications with air traffic control facilities coordinated with division signal officer.

f. Nuclear strike warnings disseminated through TOC.

d. Aircraft utilization planning.

(1) Aircraft availability. The number of Army aircraft required for support of normal and special missions to be determined for each mission on an individual basis. The types and number of aircraft available, logistical support, including maintenance, and the effects of existing weather are the determining factors.

(2) Planning factors. Factors for planning the employment of Army aircraft are as follows:

a. Aviator factor - 6 hours flying per day (short duration, 8 hours flying per day.)

b. Lift capability is figured on an individual mission basis.

(Classification)

(Classification)

Anx G (AAVN) to SOP 2 - 53d Inf Div (Mech)

The aviation officer will keep current lift capability chart for the Division G3.

- c. Army aircraft time distance factor.
- d. Army airfields, heliports, and navigational facilities.
- (3) Exhaust available means before requesting Army aviation support.
- e. Search and rescue operations. Performed on order under supervision of aviation officer.
- f. Assignment of missions.

(1) Aircraft support to division headquarters is on the following priority:

- a. Dedicated
 - 1. Commanding general
 - 2. ADC Spt
- b. On call
 - 1. ADC Ops
 - 2. CAC
 - 3. G2/G3
 - 4. All others

(2) Missions requiring the air movement of troops, supplies, and equipment by Army aircraft will be allocated by the G3, and assigned to aviation units by the ACE utilizing the following procedures:

- a. Priority of Army aviation support will normally be allocated to those divisional units performing the major combat effort.
- b. Tasks will be assigned whenever possible on a mission basis; however, certain missions will require placing the aviation unit under operational control of or attached to the supported unit.
- c. To allow for maximum planning time, warning orders will be issued in the most expeditious means available by the ACE directly to the operations officer of the unit receiving the mission.
- d. A confirming order will be forwarded through command channels.
- e. To facilitate coordination, direct communication will be authorized between the supporting and supported unit.
- f. Medical evacuation. Requests for aeromedical evacuation or air movement of patients will be through medical channels.
- g. Liaison

1. Upon receipt of notification for a support mission, the unit commander of the aviation unit supporting the operation will establish and maintain liaison with the supported unit.

2. Aviation units that are attached to, or in support of, the division will establish liaison through the ACE, DTAC to the G3.

3. The aviation unit commander or his representative acts as a technical advisor to the supported unit on all matters pertaining to his unit's capabilities and employment.

5. LOGISTICS

a. Supply

(1) Class 1

- a. Supporting and attached elements by supported units.

(Classification)

G-4

(Classification)

Anx G (AAVN) to SOP 2 - 53d Inf Div (Mech)

- b. ACE by division headquarters company.
- (2) Classes II, IV, VI, VII, VIII, IX and X.
 - a. Supporting or attached aviation element receives aviation items from aviation company.
 - b. Aviation company by requisition to medical battalion class VIII; aircraft maintenance company class IX; other classes S & T battalion.
- (3) Class III
 - a. All elements maintain prescribed load.
 - b. Supply of aviation fuel through supply and transport battalion.
- (4) Class V. First priority logistic employment of aviation is for movement of nuclear ammunition items.
- (5) Salvage. Aviation items salvaged by aircraft maintenance company.
- b. Logistic Employment
 - (1) Emergency air supply. By request to division support command.
 - (2) Aeromedical evacuation. By request to medical battalion commander.
 - (3) Air personnel transportation. By request to ACE, TOC.
- 6. REPORTS
 - a. Daily aircraft availability report for all aircraft submitted to Division G3 through ACE, DTOC, as of 1400 hours by 1600 hours.
 - (1) Respective units for divisional or nondivisional aircraft.
 - (2) ACE provides Div G3 with consolidated report by 1900 hours.
 - b. Location of all airfields and heliports before occupation and upon closing.
 - c. NOTAMS/AIRADS to ACE, DTOC.

GRANT
MB

Distribution: A
OFFICIAL:
/s/Blue
BLUE
G3

(Classification)
G-5

(Classification)

53d Infantry Division (Mech)
Fort Hood, Texas
1 April 1973

Annex H (Rear Area Security) to SOP No. 2

1. PURPOSE

This annex prescribes procedures for rear area security planning and operations within division rear area.

2. GENERAL

General staff supervision of rear area security operations is the responsibility of G3. Security of those portions of the division rear area where support command units conduct combat service support functions is the responsibility of the division support command commander. Areas occupied by combat reserves, artillery units, and other combat support elements are the responsibility of the combat unit commanders concerned and are specifically excluded from the rear area security responsibility of the division support command commander. G3 will insure the coordination of local security plans of these units with those of the division support command commander.

3. INTELLIGENCE

a. Information of enemy attack (guerrilla, special munition, ground, air, or any other) will be reported to TOC immediately (Para 4c).

b. Counterintelligence. Information pertaining to transportation and storage of classified items of supply and equipment will be disseminated on a need-to-know basis.

4. OPERATIONS

a. Orders.

(1) Commanding officer, division support command, is responsible for security of division support area. He assigns responsibility and tasks to elements under his command to insure all-round security. Commanding officer, division support command, will provide small provisional security detachments from sources available within division support area.

(2) Combat units located in division rear area whose primary mission is rear area security will be designated in current OPORD. These units may be under the operational control of commanding officer, division support command, for specific tasks, periods, or operations.

(3) Units and installations in division rear area are responsible for their own local security.

b. Procedures. The G4 in coordination with the G3 recommends the general location of the division support area to the division commander. The commanding officer, division support command, designates specific areas for elements of division support command. A primary consideration will be the unit's ability to accomplish its mission. Other considerations include dispersion between units and installations and the defense of the area.

c. Reports. Any incident associated with rear area security including nuclear, chemical, ground, or airborne attack will be reported imme-

(Classification)

(Classification)

Anx H (RAS) to G3D No. 2 - G3D Inf Div (West)

diately through command channels to G3, TOC. Reports will include map coordinates, time and type of incident, unit or units involved, extent of damage, casualties, and support required.

5. COMBAT SERVICE SUPPORT

a. Supply.

(1) Level of emergency supply indicated in current administrative annex to OPORD.

(2) Requisitions for supply directly related to rear area security mission will be submitted through normal supply channels, citing special authority.

(3) Supplies required by units and detachments operating in an incident area will be obtained from nearest available source.

b. Evacuation and Hospitalization.

(1) When medical requirements are beyond capability of units involved in rear area security, division support command commander will provide additional means.

(2) Division surgeon will coordinate with higher headquarters to provide required reinforcements of division medical capability.

c. Transportation.

(1) Division support command will provide necessary additional transportation required to support rear area security operations in coordination with commander concerned.

(2) Commanding officer, division support command, will coordinate with G4 regarding changes in division movements and traffic control plans required as a result of an incident.

(3) Provost marshal will coordinate the establishment of traffic control posts in the rear area.

d. Reestablishment of Combat Service Support. The division support command commander will reestablish combat service support after an incident.

GRANT
MG

Distribution: A
OFFICIAL:
/s/Blue
BLUE
G3

(Classification)

H-2

(Classification)

53d Infantry Division (Mech)

Fort Hood, Texas

1 April 1973

Annex 1 (Division Tactical Operations Center) to SOP No. 2

1. GENERAL

a. The TOC is a grouping of representatives of general and special staff sections concerned with current combat and combat support operations.

b. Once an operation is in progress, current combat and combat support operations are supervised and coordinated through the TOC so that an accurate, detailed, and up-to-date situation (friendly and enemy) is maintained and immediately available. On receipt of a requirement, the TOC elements concerned analyze it concurrently, isolate problem areas, and coordinate directly.

c. G3 exercises general staff supervision over the TOC.

2. ESTABLISHMENT AND DISPLACEMENT

a. Establishment.

(1) TOC is part of division main, and the alternate TOC is part of the alternate headquarters.

(2) Alternate TOC prepared to take over immediately if the TOC at the division main becomes ineffective.

b. Displacement.

(1) The TOC and alternate TOC will not displace at the same time.

(2) When the division main displaces, the alternate TOC will take over at the TOC (either in place or displaced to a new location).

3. PERSONNEL

a. The composition of TOC will be as follows:

(1) G2-G3 operations, composed of a G2 element and a G3 element.

(2) Airspace control element.

(3) Electronic warfare element.

(4) Fire support element.

(5) Tactical air support element, to include a G2(R&S) section, tactical air control party, and a G3 air section.

(6) Communications-electronics element.

(7) Administration section.

(8) Other representation as required.

b. Division support command and other subordinate headquarters directly under division control establish liaison with TOC.

4. PLANNING

a. Current planning will be accomplished in the TOC.

b. Staff sections outside the TOC will accomplish planning for future operations and preparation of operation plans and annexes.

c. Coordination of plans with TOC elements will be made to insure ready implementation of the plan from either the existing or the expected situation at the time the plan becomes effective.

(Classification)

(Classification)

Anx I (DTC) to SOP No. 2 - 53d Inf Div. (Mech)

d. When the division is operating independently or is the Army component of a joint task force, the TOC assumes responsibility for inter-Service coordination for current operations.

GRANT
MG

Distribution: A
OFFICIAL:
/s/Blue
Blue
63

(Classification)

(Classification)

53d Infantry Division (Mech)
Fort Hood, Texas
8 April 1974

Annex J (Air Defense) to SOP No 2

1. REFERENCES

- a. FM 44-1.
- b. FM 44-3.
- c. FM 101-5.
- d. 9th TAF Tactical SOP: Air Defense Operations.
- e. 9th TAF Tactical SOP: Air Traffic Regulation and Identification Procedures.
- f. 1st Corps SOP: Annex J, Air Defense.

2. APPLICABILITY

This SOP is applicable to all active air defense operations. This SOP does not cover use of air defense weapons in the ground support role (see Annex B (Fire Support Coordination)) or passive air defense measures (see unit SOP).

3. PURPOSE

This SOP--

- a. Fixes responsibilities for development, execution, and supervision of division air defense training and operations.
- b. Establishes air defense rules, procedures, and communication channels for division air defense in accordance with applicable directives.
- c. Provides a basis for subordinate unit SOP's.

4. ORGANIZATION

a. Organic.

- (1) 1-442d Chaparral/Vulcan ADA Bn (SP), division troops.

(Classification)

J-1

(Classification)

(2) Battalion Redeye sections.

(3) Nonair defense means capable of engaging aircraft--all units.

b. Attached. Additional ADA units, to include self-propelled Hawk units, may be attached to the division to fulfill special air defense requirements.

5. RESPONSIBILITIES

a. Division Commander. The commanding general is responsible for command of organic and attached (unless otherwise specified by the terms of attachment) air defense means. His operational control is subject to compliance with the air defense rules and procedures issued by the Commanding General, 1st Corps (reference 1f), which conform with those of the Commanding General, 9th TAF (reference 1d and 1e).

b. Chaparral/Vulcan Battalion Commander.

(1) The commander, 1-442d Chaparral/Vulcan ADA Bn (SP), is responsible to the division commander for the employment of all air defense units retained under division command, normally to include those air defense units attached by 1st Corps. He is also responsible for provision of the air defense section of the ACE in the TOC and for maintenance of liaison and communications with external air defense headquarters and control facilities.

(2) The Commander, 1-442d Chaparral/Vulcan ADA Bn (SP), is the division air defense officer, with special staff duties as listed in e below.

c. All Unit Commanders.

(1) Unit commanders are responsible for command of organic and attached (unless otherwise specified by the terms of attachment) air defense units, with their operational control subject to compliance with the provisions of this SOP.

(2) Unit commanders are responsible for establishment of passive air defense measures and for use of organic nonair defense weapons against aircraft.

(3) Unit commanders will report as soon as practicable any emergency air defense actions taken contrary to the provisions of this SOP.

(Classification)

(Classification)

d. Division G3. The division G3--

(1) Is responsible for the overall establishment of the required division air defense procedures and primary and alternative channels for control of divisional air defense operations.

(2) Exercises general staff supervision over the division air defense officer.

(3) Exercises staff supervision over the ACE in the TOC.

e. Division Air Defense Officer. The division air defense officer (Commander, 1-442d Chaparral/Vulcan ADA Bn (SP)) is a special staff officer with duties as outlined in references 1a, 1b, and 1c. In addition, he will--

(1) Inform the G3 of air defense rules and procedures with changes thereto that influence the employment of the division's Redeye sections and nonair defense weapons used in the air defense role.

(2) Assist the G3 in planning and supervising division air defense training, to include any Redeye training conducted above the Redeye section level.

f. Brigade/Division Artillery Air Defense Officers. Brigades/division artillery will each appoint an air defense officer, on an additional duty basis, with responsibilities for relaying Redeye weapon control orders; for developing appropriate air defense SOP's; and, in conjunction with the senior commander of attached AD units, for advising the commander on employment of organic and attached air defense means.

g. Battalion Air Defense Officers. Battalions employing Redeye will each appoint their Redeye section leader as air defense officer. In addition to his normal Redeye section leader command duties, the battalion air defense officer will prepare an appropriate air defense SOP and, in conjunction with the senior commander of attached AD units, will advise the commander on employment of organic and attached air defense means.

h. Chief, AD Element. In addition to the duties specified in references 1a, 1b, and 1c, the chief, AD element, will maintain an operational journal of all changes to rules for engagement, hostile criteria, and weapon control status; will evaluate requirements for dissemination of special friendly aircraft flight information or changes in weapon control status; will consolidate air defense attraction reports; and will disseminate forward area alert radar

(Classification)

(Classification)

(FAAR) operating times and location and rapid alert/identification display (RAID) system operating frequencies to brigades, division artillery, and armored cavalry squadron.

1. Air Liaison Officers (USAF). Air Liaison officers at all echelons are responsible for informing the appropriate G3 (S3) of all Air Force air activity to occur in the division airspace. They include aircraft type, number, flight paths and times, and target areas for close air support missions.

6. FIRE CONTROL

a. General. Rules and procedures for all aspects of command, other than control of air defense fires, are prescribed in the operation order and subordinate unit SOP's. The rules and procedures for the control of air defense fires prescribed below are binding on all subordinate commanders. See paragraph 5c(3) for emergency action provisions.

b. Rules for Engagement.

(1) Basis. Reference 1d.

(2) Peacetime. Prior to outbreak of hostilities, division air defense means will be restricted to use in self-defense against attacking aircraft.

(3) Wartime. The commanding general announces transition to the wartime rules for engagement.

(a) Nonair defense weapons. Same as peacetime (2) above unless commanding general orders otherwise.

(b) Air defense weapons. Conduct engagements in accordance with the announced weapon-control status (c below) and the hostile criteria (d below).

c. Air Defense Warnings. Air defense warnings are normally initiated by the Theater Air Defense Commander. Air defense warnings may be initiated locally when the enemy air threat or overt action within the division's area of operations is such that divisional assets require additional warning in order to insure their survivability. Air Defense warnings are as follows:

(Classification)

(Classification)

Warning

Definition

White	Attack by hostile aircraft is improbable
Yellow	Attack by hostile aircraft is probable
Red	Attack by hostile aircraft is imminent or in progress.

d. States of Alert.

(1) Fire units will assume the state of alert which corresponds with the appropriate readiness condition. The division Air Defense Officer will alert the allocation of resources as it becomes necessary to meet the enemy air threat at that specific time. Air defense fire unit will normally assume the status of alert specified below.

(a) Battle Stations. Air defense fire unit must be able to engage enemy aircraft within 30 seconds.

(b) Five Minute Alert. Air defense fire units must be able to assume battle stations within five minutes. Fire units which are in supplementary (hide) positions will move to their designated primary (firing) positions.

(c) Released. Air defense fire units must be able to assume battle stations within one hour.

(2) Before a fire unit changes from a higher to a lower state of alert, the fire unit must receive permission and authenticate the permissive communication from their next higher headquarters or command post. All directives from higher headquarters which direct a lower state of alert will be authenticated. The final approving authority for all requests for within the Chaparral/Vulcan Battalion Operation Center.

e. Weapon-Control Status.

(1) Basis. Reference Id.

(2) Definition and authority. Air defense units are placed under one of three levels of fire restriction, as specified below.

(a) Weapon free. When under this weapon-control status, air defense units engage all aircraft not positively identified as friendly. Authority to declare this status is reserved to Commanding General, 9th TAF (reference Id). The command chain (reference Id) may place air defense units authorized to assume this status in a more restrictive status ((b) and (c) below).

(Classification)

(Classification)

(b) Weapon tight. The Commanding General, 9th TAF (reference 1d), establishes weapon tight as the normal status. When under this weapon-control status air defense units engage all aircraft positively identified as hostile in accordance with the hostile criteria (d below). The command chain (reference 1d) may place air defense units authorized to assume this status in a more restrictive status ((c) below).

(c) Hold fire. When under this weapon-control status, air defense units do not engage aircraft, except that the right of self-defense against attacking aircraft is not denied. The commanding general, 9th TAF, has delegated authority to declare this status to the Commanding Officer, 9th TAF CRC, and to the Commanding General, 1st Corps (reference 1d). This authority has been further delegated to the Commanding General, 53d Infantry Division (reference 1f), who delegated hold-fire authority to unit commanders employing organic or attached air defense units. Use of this status will be for time-limited periods as necessary to prevent premature disclosure of positions or to protect special friendly aircraft flights.

(3) Autonomous Operations. After the outbreak of hostilities when air defense elements (teams, squad, platoon, battery, or battalion) lose all means of communication with higher headquarters, the element without communication WILL AUTOMATICALLY REVERT TO A WEAPONS TIGHT STATUS and will govern their firing in accordance with paragraph f(2) below; if, however, that element has been placed in a weapons control status for a specific period of time that had not lapsed at the time that communications were lost, the previously designated weapons control status which was in effect at the time of the loss of communication will remain in effect until the specified time period has lapsed. The air defense element which loses communications will immediately attempt to restore communications by any means available.

(4) Variations. Commanding General, 9th TAF, may specify that a weapon-control status apply only to a certain class (jet, nonjet) of aircraft (reference 1d). Unit commanders have the same flexibility within the previously specified limits.

f. Hostile Criteria.

(1) Basis. Reference 1e.

(2) Definition and authority. Hostile criteria provide standards by which air defense fire units judge an aircraft hostile. Authority to change the basic criteria rests with Commanding General, 9th TAF (reference 1d). Authority to change the applicability of these criteria rests with the commanding general (reference 1d and 1f). Authorized hostile criteria and their applicability follow:

(Classification)

(Classification)

(a) Attacking friendly elements (Chaparral, Vulcan, Redeye, nonair defense weapons).

(b) Bearing the insignia or having the configuration of an enemy aircraft (Chaparral, Vulcan, Redeye).

(c) Discharging parachutists in numbers in excess of the normal aircraft crew without prior coordination (Chaparral, Vulcan, Redeye).

(d) Discharging smoke or spray over friendly elements without prior coordination (Chaparral, Vulcan, Redeye).

(e) Unauthorized entry into an area or zone designated as restricted or prohibited (Chaparral, Vulcan).

Note: Identification provided to fire units, operating under the weapon-tight weapon-control status, via the FAAR/RADI system or from any source removed from the fire units will be tentative and subject to positive verification by the fire unit before making an engagement decision.

g. Rules for Target Selection. Rules for target selection will be incorporated in appropriate unit SOP, based on the principle that the most threatening target will be engaged first. See reference 1a.

h. Firing Techniques. Guidance for firing techniques applicable to both air defense and nonair defense weapons will be incorporated into appropriate unit SOP. See references 1a and 1b.

7. FLIGHT INFORMATION

a. Special Friendly Flight Information. Special friendly flight information deals with friendly aircraft activity, to include immediate and preplanned close air support missions, that is disseminated to include preplanned and immediate close air support missions to air defense fire units when the nature or size of the mission requires added emphasis on friendly aircraft protection. At times, division may desire to revert to a hold-fire weapon-control status for this purpose. The basic division policy is to inform air defense fire units of Air Force and substantial Army flights in their area of concern. Policy provides for transmission of only timely and relevant data. It does not provide for transmission of "nice-to-know" information. Division (G3 responsibility) and subordinate units will obtain required information from the ACE and TASE and distribute it per unit SOP.

(Classification)

(Classification)

b. Hostile Flight Information. Reporting of observed hostile flights by nonair defense units is per Annex Z.

8. EARLY WARNING

Early warning is information alerting units of impending or possible air attack.

a. Division (G3 responsibility) or the ADA battalion headquarters, whichever receives it first, will disseminate early warning received from internal or external sources provided such warning is timely and useful.

b. Warning generated by division organic FAAR's will be disseminated per ADA unit SOP to the division's Redeye teams.

9. COMMUNICATIONS CHANNELS

a. Transition to wartime rules and procedures. See Annex (TBP).

b. Rules for Engagement/Hostile Criteria.

(1) Normal. See paragraphs 6b and d.

(2) Changes. From Commanding General, 1st Corps (in response to Commanding General, TAF), or, in emergency, from Commanding General, 9th TAF, through air defense channels to Chaparral/Vulcan battalion to division. Division (G3 responsibility) authorizes emergency changes to brigades, division artillery, armored cavalry squadron, and Chaparral/Vulcan battalion as follows:

(a) Primary: Division command net.

(b) First alternate: Division op/intel net.

(c) Second alternate:

1 To brigades, maneuver battalions, and armored cavalry squadron only: division air request net.

2 To ADA bn only: ADA bn command net, via AD element.

(3) Authentication and acknowledgment. Required.

c. Weapon-Control Status.

(1) Normal. See paragraph 6c.

(Classification)

V

(Classification)

(2) Changes.

(a) External and division originated. See b(2) above.

(b) Subordinate unit originated. See unit SOP.

(3) Authentication and acknowledgment. Authentication required. Acknowledgment required when changing to more restrictive status.

d. Special Friendly Flight Information.

(1) Division originated. See b(2) above.

(2) Subordinate unit originated. See unit SOP.

(3) Authentication and acknowledgment. Authentication required. Acknowledgment desired but not required.

e. Early Warning.

(1) Division/ADA bn:

(a) Primary: Division command net.

(b) First Alternate: Division op/Intel net.

(c) Second Alternate: Div TOC net (SSB-Voice)

(d) Third Alternate:

1 To brigades, maneuver battalion, armored cavalry squadron only: Division air request net (TACP).

2 To ADA bn only; ADA bn command net, via AD element.

(2) FAAR to Redeye: designated RAID net.

f. CEOI, CESI. Transmissions will be secure for all air defense information pertaining to future (by more than 1 hour) operations.

10. TRAINING

Subordinate commanders will insure that responsible personnel are aware of their duties relevant to employment of organic or attached air defense weapons and are capable of executing them with competence.

GRANT
MG

Distribution: A
OFFICIAL
/s/ Blue
Blue
G3

(Classification)

(Classification)

53d Infantry Div (Mech)
Ft. Hood, Texas
16 April 1973

Annex K (Civil Military Operations) to SOP No. 2

1. PURPOSE

a. This SOP is adaptable for use by commanders or civil-military personnel who are inaugurating control over communities uncovered in their advance. In order to be readily accessible, the SOP is indexed by functions. Action recommended herein consists of the principal emergency measures most highly desirable for accomplishment by CMO officers.

b. This SOP is primarily intended for use in an occupation of enemy territory but may be adapted for use in the liberation of friendly territory.

c. It should be understood that accomplishment of any or all of the subsequent actions will be conditioned by the requirements of the military situation. Requests for assistance will be sent over the logistical net to the Division G5. Functional teams will be attached to 53d Infantry Division units for the performance of specific duties. These teams will be attached to HHC, Division and under the supervision of the ACoS, G5.

2. CAPABILITIES OF PSYCHOLOGICAL OPERATIONS UNITS.

a. Plan and implement programs to gain the cooperation of the population toward achievement of long range and short range objectives in the area.

b. Provide for the operational control of newspapers and other publication facilities.

c. Provide for the operational control of fixed radio and television broadcast stations.

d. Conduct mobile audio and visual operations.

e. Conduct opinion surveys.

f. Disseminate information, directives, and instructions employing various media.

g. Provide printing and processing facilities for leaflets and news-sheets.

h. Provide for the operational control of photographic, art, poster, and instructional displays.

i. Provide for the operation of motion picture installations and for the supervision when operated by local personnel.

3. CIVIL AFFAIRS FUNCTIONAL TEAM TASKS

a. Arts, monuments, and archives.

(1) Secure and protect fine arts and monuments, and archives by the use of guards and "Off Limits" signs.

(2) Caution troops to refrain from desecration of objects of art and local fetishes and symbols unless directed to be destroyed by competent authority.

b. Civil defense.

(Classification)

(Classification)

Under the terms of the Military Operations Plan No. 2 - ESO (P) (M) (M) (M)

(1) Preparation of plans to coordinate with the existing civil defense agency the use of equipment and facilities and provide for natural disaster relief, fire fighting, emergency shelter, fire fighting, evacuation, communication, and other emergency services.

(2) Plans should provide for warning systems, evacuation of personnel, emergency supply of food, water, medical supplies, and shelter planning.

(3) Safeguard, and where it seems necessary, all public and private information made available to personnel of CMO or PCMP personnel can assume charge of these functions.

(4) Make all operating personnel of newspapers, journals, and radio/TV installations stand by until needed or until directives authorize their resumption of activities under competent supervision. Printing presses should be used to publish such forms and proclamations, laws, and other civil affairs publications that are immediately needed.

(5) Coordination will be effected w/EC Plans for the development of future plans consistent w/Tactical Operations to support CMO functions and objectives. CM, GA Plans should be included in all planning phases plus I.O. and S.P.

d. Civilian supply.

(1) Safeguard essential supplies.

(2) Make requisitions through normal supply channels for emergency civilian supplies of clothing, food, or medical items when the situation demands and local stocks are unavailable.

(3) Report to higher headquarters any excess stocks in the area that can be used for civilian supply purposes.

e. Economics and commerce.

(1) Continue or reestablish ration office and maintain existing rationing, price control, and local measures in full force and effect except in instances where food stocks preclude maintenance of former ration scale in full effect. Any decrease or increase in existing ration scales will be authorized only after concurrence by CMO authorities.

(2) Take every measure possible to prevent hoarding and black marketing.

(3) Control requisitions and purchases by the military that injure the local economy.

(4) Place "Off-Limits" signs or guards on vital industries to protect all equipment and records and to conserve all items in short supply.

(5) Local authorities will be held strictly responsible for the preservation of all funds, property, equipment, records, stocks of material on hand and patents of all plants and mines.

(6) All principal trade and industry officials not actively engaged in production for allied purposes should be ordered to survey stocks and produce a complete stock inventory as soon as practicable for subsequent report to higher headquarters.

(7) Survey economic structure of the area with view toward assisting any subsequent economic rehabilitation.

(8) Ensure that natural resources are not exploited for military support purposes unless absolutely essential to military operations.

(Classification)

(Classification)

Annex K (Civil Military Operations) to SOP No 2 - 53d Inf Div (Mech)

f. Displaced persons, refugees, and evacuees.

- (1) Set up displaced person and refugee assembly centers and appoint or delegate chief officials of ethnological groups.
- (2) Arrange for issuance of rations from local stocks in same ratio as civilian populace ration scale.
- (3) Arrange for medical supplies, clothing, and such other civilian supplies as are immediately needed from local stocks.
- (4) In the absence of local supplies to cope with requirements, requisition civilian supplies through prescribed supply channels.
- (5) Report numbers and identifications of displaced persons and/or refugees to their respective Allied officers.

g. Food and agriculture.

- (1) Safeguard agricultural stocks and food supplies by guards and/or "Off-Limits" signs.
- (2) Survey food stocks and requisition civilian supplies to supplement these when an emergency situation demands.
- (3) Continue farm and crop activity whenever this will not interfere with military operations.

h. Labor (indigenous-manpower).

- (1) Conduct survey to ascertain amount and type of available labor in the area.
- (2) Recruit civilian labor for military support purposes that are not contrary to the law of land warfare. (FM 27-10)
- (3) Order key officials to clean up debris, bury dead, and repair utilities as the situation and priorities require.

i. Legal

- (1) Examine and suspend, if deemed necessary, activities of all courts in the area.
- (2) Safeguard all legal records and court archives.
- (3) Where situation permits, set up and exercise summary court jurisdiction if competent personnel are available to conduct the court.

j. Property control. So far as the situation will permit, see that properties in the following categories are safeguarded and, if appropriate, placed "Off-Limits."

- (1) Property of enemy nations capable of direct military usage.
- (2) Property of Allied nationals.
- (3) Property and enterprises owned wholly or in part by an enemy government or by enemy nationals of countries other than the one occupied.
- (4) Property that has a vital usage for maintenance of the civilian economy where owner or management is unknown or absent.

k. Public administration.

- (1) Retain acceptable administration officials on a stand-by basis until counterintelligence personnel can adequately screen key officials.
- (2) Where officials in key positions are not available, or cannot be used due to public censure or strong political implications inimical to Allied policies, temporarily appoint key officials after careful consultation and deliberation with any or all of the following personalities or agencies: reputable clergymen, Allied nations in the area, or prominent

(Classification)

(Classification)

Annex K (Civil Military Operations) to SOP No 2 - 53d Inf Div (Mech)

local citizenary considered in sympathy with Allied policies. Counter-intelligence personnel should screen persons being considered for appointment.

(3) All identity documents, curfew exemption, travel exceptions, and similar privilege documents should be issued on a temporary basis until conditions become stabilized.

(4) Issue such proclamations, laws, ordinances, and notices as are authorized by higher headquarters upon initial entry into the area. See that all such publications receive widest possible publicity.

(5) Display appropriate United States or Allied flags in public center when possible and practicable.

l. Public education.

(1) Maintain and preserve educational facilities as permitted by the requirements of the military situation.

(2) Use school personnel, when politically acceptable as administration replacements. If politically acceptable educational personnel are identified, they may be advantageously used as advisors in the formulation of CA controls.

m. Public finance.

(1) Secure and safeguard banks and principal financial institutions.

(2) If deemed necessary, close financial institutions until directives and military situation permit normal resumption of their activities.

(3) Safeguard all financial records from looting, damage, or destruction.

n. Public health.

(1) Recruit and use local labor to bury the dead, remove debris, and rehabilitate the sanitation system.

(2) Assist civil administration in maintenance of sanitariums, orphanages, homes for indigent and maimed, and hospitals and institutions for the infirm and insane by obtaining required supplies from local supply stocks.

o. Public safety.

(1) Enforce proclamations, laws, ordinances, notices, and directives after populace has been duly informed by posting and publication.

(2) Collect and take into custody all arms, ammunition, explosives, and other implements of war. Radio receiving sets will not be disturbed.

(3) Reestablish local police chief and such police force as is necessary to cope with local situation.

(4) Check jails and prisons to ensure that proper guards are used at these institutions. Prisoners to be released are only those affirmatively identified as Allied PW's, political prisoners, and displaced persons not charged with criminal actions. Military intelligence personnel should assist in screening these persons before any releases are effected.

(5) Keep military routes clear of civilian traffic by posting signs, establishing static and mobile checkpoints, issuing directives, and enforcing such measures through the civil police force. When feasible, civil police forces may be augmented to accomplish adequate control.

(6) Reestablish the fire department and also charge it with responsibility for air raid warning and air raid shelters.

(7) Establish guards over civilian food warehouses, public facilities, industrial, scientific, and cultural installations, using local police whenever possible.

(8) Control the sale of liquor and narcotics.

K-4

(Classification)

(Classification)

Annex K (Civil Military Operations) to SOP No 2 - 53d Inf Div (Mech)

p. Public welfare.

(1) Survey needs of populace concerning emergency food, shelter, and clothing requirements.

(2) Assist local welfare officials in providing above requirements to needy civilians.

q. Public works and utilities, public communications, and transportation.

(1) Survey above facilities to determine requirements for operation of essential services.

(2) Ensure that civilian administration exercises initial priority in rehabilitation of public works, utilities, communications, and transportation, that provide our troops with facilities.

(3) Requisition or cannibalize parts to mobilize transportation, communications, and utilities to an operational stage, use engineer and signal corps units where necessary.

(4) Safeguard transportation, communications, and oil storage installations in order to maintain normal operational functions.

(5) Control communication facilities and restrict to Army and essential civilian usage.

r. Religious affairs. Ensure troops do not desecrate religious facilities and that no use is made of religious buildings except for emergency medical care. Respect particular religious customs and beliefs found in the country.

4. MISCELLANEOUS

a. Constantly see that troops are reindoctrinated as to their rights, obligations, and responsibilities in the occupied country.

b. Stress to troop commanders and their personnel that the laws of land warfare must be rigidly enforced. Emphasize the following:

(1) The policy of courtesy should be preeminent in relationship with civilians.

(2) Billeting, contacts with civilian administration, and requisitions from local resources should be cleared and coordinated through CMO agencies or duly appointed representatives.

(3) Troops should keep out of local and central government offices, banks, courts, post offices, factories, food warehouses, and similar institutions unless absolutely necessary.

(4) Troops should not buy rationed food and should respect local fixed prices.

(5) Troops will respect CA regulations and "Off Limits" signs.

(6) Troops will be denied access to monuments, museums, and other buildings and sites indicated in the official lists of protected monuments; warehouses and enemy dumps containing food and other valuable supplies; and churches and other religious premises except for the purpose of attending regular church services.

(7) Troops will not use for military purposes the monuments and other buildings and sites included in the official list of protected monuments.

(8) All personnel:

(a) Individually, are personal representatives and symbols of the military, economic, and moral power of the United States and its allies.

(Classification)

V

CONFIDENTIAL

1. The following information is being furnished to you for your information only. It is not to be used for any other purpose.

2. The information is being furnished to you for your information only. It is not to be used for any other purpose.

3. The information is being furnished to you for your information only. It is not to be used for any other purpose.

CONFIDENTIAL

1. The following information is being furnished to you for your information only. It is not to be used for any other purpose.

2. The information is being furnished to you for your information only. It is not to be used for any other purpose.

3. The information is being furnished to you for your information only. It is not to be used for any other purpose.

(Classification)

53d Infantry Division (Mech)
Fort Hood, Texas
16 April 1973

Annex M (Electronic Warfare)(EW) to SOP No 2

1. GENERAL.

a. EW is the military use of electronic devices and techniques to prevent or reduce an enemy's effective use of radiated electromagnetic energy (radio, radar, guidance systems, navigational aids, etc.) while insuring our own effective use of such energy. EW is subdivided into electronic support measures, electronic countermeasures (ECM), and electronic counter-countermeasures (ECCM).

b. An Army Security Agency (ASA) Company provides ECM to the division. CG has operational control over EW resources of the ASA units assigned, attached, or in direct support of the division.

c. All electronic radiating devices and operating personnel of organic and attached units will be employed in the ECCM mission.

2. ASA DEPLOYMENT. The ASA Company and other ASA elements in support of the division will be tasked by G3 for operational requirements and by G2 for intelligence requirements in support of the overall EW mission. The ASA Company will provide the personnel to man the Electronic Warfare Element (EWE) in the DTOC.

3. OPERATIONS.

a. Electronic Countermeasures will be used to accomplish the following in support of division mission:

- (1) Jam enemy command, fire support, and administrative radio nets.
- (2) Prematurely detonate enemy proximity fuzes.
- (3) Mislead enemy aircraft or missiles which employ electronic or infrared guidance systems.
- (4) Blind, or present false information to, enemy electronic or infrared detection and fire control devices.
- (5) Secure intelligence of enemy electronic equipment, organization, and location.

b. EW equipment utilized is any electronic or infrared radiating device within the division that will fulfill the requirements of the mission.

4. STAFF FUNCTIONS.

a. G3.

- (1) Has primary responsibility for EW operations. Plans and directs conduct of EW operations in coordination with ASA Company.
- (2) Evaluates effectiveness of EW operations by post-action analysis.
- (3) Establishes priority of allocation of EW resources.

b. G2.

- (1) Obtains through intelligence channels that information and technical data needed for the conduct of EW operations.
- (2) Tasks ASA units to provide EEI/OIR.
- (3) Advises commander on intelligence aspects of deception operations.

c. C-E Officer

- (1) Maintains a list of protected frequencies.
- (2) Advises on any interference between friendly electronic systems and friendly jamming operations.

(Classification)

M-1

(Classification)

Anx M (EW) to SOP No 2, 53d Inf Div (Mech)

(3) Coordinates with and assists the EW Officer in EW plans and operations.

d. EW Officer

- (1) Advises on EW operations of ASA units.
- (2) Maintains a list of guarded frequencies.
- (3) In coordination with G3, G2, and DCE, prepares the EW Annex to OPLANS, OPORDS, and SOPs.
- (4) Assists in preparation of the tactical cover and deception plan.

5. ECCM.

a. All divisional units will be prepared to operate in an ECCM environment. Operators of communications and electronics equipment will receive training which emphasizes ECCM techniques for the equipment which they operate. Training will include:

- (1) Identification of jamming.
 - (2) Detuning procedures.
 - (3) Frequency changes.
 - (4) Siting of equipment.
 - (5) Transmission techniques (authentication and other security practices).
 - (6) Employment of antijam devices applicable to the equipment.
- b. Individual training of operators must include indoctrination of actions to take if enemy ECM does not permit effective use of equipment. Procedures for using alternate means and submission of reports of jamming, intrusion or interference (whether intentional or unintentional) must be emphasized.

6. REPORTS: Radio Interference Report. ANNEX Z

GRANT
MG

Distribution: A
OFFICIAL:
/s/Blue
BLUE
G3

(Classification)

M-2

(Classification)

530 Infantry Division (Mech)
Fort Hood, Texas
1 September 72

Annex N (Airmobile Operations) to SOP No. 2

1. PURPOSE

This annex prescribes the organization and procedures to be followed in preparing and executing airmobile operations to facilitate planning, coordination, and control. Only the procedures peculiar to this type operation are included.

2. PERSONNEL

a. Reports. Annex Z (Reports) to this SOP.

b. Discipline, law, and order.

(1) Straggler control is the responsibility of subordinate units.

(2) Personnel landed in other than assigned zones within the objective area join the first friendly unit encountered. Rejoin parent unit when ordered by TF or battalion commander.

(3) Stragglers integrated from other units reported to next higher headquarters by name and organization as soon as practicable.

c. PW's. Only PW's designated by battalion or TF evacuated from objective area by air before linkup.

d. Graves registration. Deceased personnel not evacuated from objective area until linkup.

3. INTELLIGENCE

a. Weather.

(1) Long-period forecast immediately after receipt of mission.

(2) Short-period forecasts up to takeoff time.

(3) Weather minimums established by this headquarters. When weather is below established minimums, operations executed only on specific instructions of this headquarters.

b. Terrain.

(1) Maps and airphotos obtained and disseminated to company level in this priority:

(a) 1:50,000 scale-map coverage of objective area and flight corridors.

(b) Low oblique airphotos of objective area with emphasis on landing zones and objectives.

(2) Maximum use of terrain models for briefings.

c. Counterintelligence. All planning conducted in secure area.

d. Evasion and escape.

(1) Before arrival in objective area (see para 4f(4) below).

(2) After landing in objective area, normal techniques used.

4. OPERATIONS

a. Planning.

(1) Except when accomplished by this headquarters, execution headquarters will accomplish the following planning for airmobile operations.

(a) Determine the size and composition of the force required to execute the mission.

(Classification)

(Classification)

Annex N (Airmobile Operations) to SOP No. 2

(b) Determine transport aircraft requirements for the operation, notify ACE, DTOC of lift requirements and notify subordinate units of allowable cargo load.

(c) Approve approach, return, alternate routes, and route corridors. Coordinate flight routes crossing boundaries with next higher headquarters.

(d) Approve formations to be flown and flight altitudes subject to approval of this headquarters for altitudes in excess of 1000 feet.

(e) Approve loading areas to be used by participating units.

(f) Designate ground commander who will develop Ground Tactical Plan to include selection of LZ's and PZ's.

(g) Executing unit will coordinate arty, air, gunship assets in support of Ground Tactical Plan.

(2) Transport aviation unit commander (mission commander) will assist transported units in planning movement; to include selection of LZ and DZ.

(3) Supporting units will habitually establish liaison with supported units in time to participate in planning. Airmobile force and linkup force will exchange liaison officers. When possible, liaison officers assist in planning phase.

b. Training and rehearsals.

(1) Before executing an airmobile operation, personnel participating will receive instruction in the following:

(a) Conduct of an airmobile operation.

(b) Indoctrination in the psychological problems inherent to airmobile operations.

(c) Familiarization with loading, lashing, and unloading of type aircraft to be employed.

(d) Assembly techniques.

(e) Evasion and escape tactics.

(2) Situation permitting, participating units will conduct rehearsals on terrain similar to that in objective area.

(3) Companies maintain personnel trained in the conduct of unit terminal guidance techniques.

c. Loading.

(1) Loading areas designated by headquarters conducting the operation.

(2) Flight serials broken down into flight units as required by the movement, landing, and ground tactical plans.

(3) Aircraft arrive at approved loading sites, by flight units, at the latest possible time. Individual aircraft within flight units marked according to air movement tables before arrival. Marking is the responsibility of the transport aviation unit.

(4) Troop commander supervises aircraft loading; aircraft commander responsible for flight safety.

(5) Troop commander responsible for preparation and loading of cargo and equipment. Attachment of external cargo accomplished by personnel other than those listed as passengers.

(6) When loading personnel or cargo into an aircraft, the troop commander will ensure that all:

(a) Safety measures prescribed for movement in and about the aircraft are observed.

(Classification)

N-2

(Classification)

Annex N (Airmobile Operations) to SOP No. 2

- (b) Personnel approach helicopters from the direction of the nose.
- (c) Personnel approach fixed wing aircraft from the rear.
- (d) Cargo compartment door is closed and locked, or safety strap across door is fastened properly, as directed for the operation.
- (8) Unit personnel are briefed on emergency signals by aviation unit representative.
- (9) Troop commander will notify pilot verbally when ready.
- (10) During flight, the aircraft commander commands the aircraft. Troop commander ensures that cargo is checked frequently and that troops observe inflight safety procedures.

d. Air movement.

- (1) When available, pathfinder teams may be employed to assist in movement control along flight routes and within landing zones.
- (2) Minimum requirements for movement control will be an IP and an SP. Air control points along the route of movement should be specified. An RP close in to each LZ, for purposes of final coordination will also be selected for each route.
- (3) Takeoff time, arrival at air control points (ACP's), and landing time will be specified in air movement tables. Flight serial commanders will report inability to comply with specified times.
- (4) Downed aircraft procedures: The following procedures apply when a helicopter is downed before reaching LZ.
 - (a) Troops will defend aircraft and assist in recovery operation. Mark suitable landing site for evacuation by aircraft.
 - (b) If defense become untenable, assist crew in destruction of aircraft. Evade capture and attempt to join friendly units. Make continuous attempts to locate suitable sites for evacuation by aircraft.

e. Unloading.

- (1) Aircraft commanders will notify troop commanders when aircraft is 4 minutes from landing site. Troop commander will alert passengers to prepare for unloading.
- (2) Pilot will give clearance to unload. Before this, no movement within cargo compartment. With exception of reconnaissance units, commanders will prohibit troops from standing on skids or sitting in the door.
- (3) Troop commander will designate one individual to signal pilot that cargo compartment is cleared.

f. When ground linkup is planned or envisioned, the overall commander will be specified in the operation order.

5. LOGISTICS

a. Supply

- (1) Accompanying supplies (all classes). Prescribed load for each operation established by headquarters executing the operation. On-call, followup supplies planned by battalion or TF headquarters.

(2) Salvage.

- (a) Expedite recovery of air delivery containers, parachutes, cargo nets and pallets. Commanders ensure against damage or destruction.
- (b) Units in objective area establish salvage points as required.

(Classification)

(Classification)

Annex N (Airmobile Operations) to SOP No. 2

(c) Salvage reported to battalion or TF headquarters for disposition instructions.

(3) Captured material. Captured materiel may be used by capturing units. Munitions and fuel captured may be used on approval of battalion or TF Hqs.

b. Medical service.

(1) Evacuate by air until linkup or withdrawal.

(2) Troop carrier aircraft carry 2 blankets and 2 medical litters, where space permits and A/C characteristics are not degraded.

c. Transportation and troop movement.

(1) Motor.

(a) Headquarters executing operation designates accompanying organic transport.

(b) Make maximum use of captured vehicles.

(2) Aircraft. Allocation of supporting transport aircraft made by headquarters executing operation.

d. Service.

(1) Contact teams provided on request.

(2) On linkup, nearest supporting units provide necessary service.

GRANT
MG

OFFICIAL:

/s/BLUE

/t/BLUE

G3

Distribution: A

(Classification)

N-4

(Classification)

53d Infantry Division (Mech)
Fort Hood, Texas
1 September 1972

Annex O (Movement Control for Logistical Operations) to SOP No. 2

1. PURPOSE

To prescribe procedures and responsibilities for the control of logistical movements.

2. GENERAL

a. Division Transportation Officer (DTO) will be located at the Div CP or Div rear as is most feasible and is responsible for planning, routing, and scheduling logistical traffic over the MSR and in the Div area to the rear of Bde rear boundaries. This element will schedule the movement of convoys, cut-size vehicles and loads, overweight vehicle and loads and coordinate movement by foot along the MSR of both troops and refugees. DTO will coordinate w/Division G3 for current planning and G3 Plans for future planning.

b. Division G4 will coordinate added transport from higher HQ.

c. Bde, CO's will establish movement control procedures in their respective areas in coordination with Division G3.

d. Provost marshal representative will be responsible for establishing TCP's as required.

3. OPERATIONS

a. Circulation plan.

(1) MSR's will be as indicated in current service support annex and/or administrative/logistics order.

(2) Traffic circulation plans will conform to those prescribed by this headquarters.

(3) Maximum use will be made of secondary roads to reduce traffic on MSR.

(4) Additional routes will be reconnoitered for use in event plans change or present routes become impassible.

b. Priority of movement.

(1) Priority one: Nuclear delivery units.

(2) Priority two: Tactical troop movements.

(3) Priority three: Ambulance

(4) Priority four: Class III and V vehicles.

(5) Priority five: Construction crews.

(6) Priority six: Staff cars.

(7) Priority seven: Messenger vehicles.

c. Restrictions.

(1) Vehicles moving into or out of a bivouac area will be led by a dismounted guide, 5 paces to the front of the vehicle.

(2) Signal vehicles engaged in establishing or maintaining signal communication may travel in either direction on one-way roads.

(3) Lights will not be used forward of the established light line.

(4) Maximum speed and density:

(Classification)

(Classification)

Annex O (Movement Control for Logistical Operations) to SOP No 2.

- (a) Night: Close column, 25 meters or visual contact.
 - (b) Daylight: Open column, 100 meters or dust distance.
 - (c) Maximum speed: Day, tracks--40 k others--50 kph. Night, tracks--25 kph, others--25 kph.
 - d. Convoy.
 - (1) Any group of six or more vehicles dispatched per hour over the same route to the same destination will constitute a convoy and must be cleared for movement as outlined in e below.
 - (2) Dispatch of six or more vehicles rearward of division main support area constitutes a convoy and requires clearance from DTO.
 - e. Clearance for movement.
 - (1) All convoys moving within the division area, adjacent division areas, and within corps or army area require a convoy clearance from the DTO.
 - (2) Convoy clearances are not required for tactical elements moving on oral or written movement directives issued by this headquarters.
 - (3) Requests for convoy clearances will be submitted to the DTO as soon as necessity for movement is determined, and will include the following information:
 - (a) Requesting unit.
 - (b) Name of convoy commander (CEO designation).
 - (c) Unit moving.
 - (d) Number and types of vehicles in column, rate of march, and time-length.
 - (e) Number of serials and march units.
 - (f) SP location and ETD.
 - (g) Destination, RP, and ETA.
 - (h) Route desired.
 - (4) Movements of less than convoy strength may be made without road clearance from the DTO; however, such movements will be made over secondary roads. If crossing or use of the MSR is necessary, vehicles cleared for movement over the MSR will have priority.
 - (5) Request for clearance may be submitted to the DTO by telephone, radio, or RTT. Brevity code will be used when requests are submitted by radio.
4. TRAFFIC REGULATIONS
- a. Convoy clearance numbers will be clearly marked on front and sides of each vehicle in the convoy within the division support area. Numbers will be removed on arrival at destination.
 - b. Liaison will be established with the unit to the front (direction of march).
 - c. Double parking on MSR's is prohibited.
 - d. No convoy will pass another convoy moving in the same direction without clearance from convoy commander being passed.
 - e. When one convoy is passing another, the convoy being passed will halt and clear the road to allow for safe passing.
 - f. All drivers will be informed of march unit number, route to be followed, destination, and convoy regulations.

(Classification)

Annex O (Movement Control for Logistical Operations) to SOP No 2.

- g. Unit guides and markers will be employed to facilitate movement.
- h. Road damage and traffic blocks will be reported to the nearest TCP.
- i. Brief report of every accident will be made to PM.
- j. Disabled vehicles will be removed from the road immediately.
- k. Senior person in vehicle will dismount at traffic obstruction and expedite movement around or through obstructions.

GRANT
MG

Distribution: A
OFFICIAL:
/s/Blue
BLUE
G3

(Classification)
0-3

(Classification)

53d Infantry Division (Mech)
Fort Hood, Texas
16 April 1973

Annex F (Relief, Passage of Lines and Withdrawal Through Rearward Position)
to SOP No. 2 - 53d Inf Div (Mech)

1. AGREEMENT

It is agreed that the NATO Army Forces are to adopt the principles prescribed in this Agreement for a relief in place, a passage of lines and a withdrawal through a rearward position.

2. DEFINITIONS

(These definitions are taken from AAP-6 "The NATO Glossary of Military Terms and Definitions in English and French", where applicable.)

a. Relief in Place. A combat operation in which, by direction of higher authority, all or part of a unit is replaced in a combat area by the incoming unit. The responsibilities of the replaced elements for the combat mission and the assigned zone of operations are transferred to the incoming unit. The incoming unit continues the operation as ordered.

b. Passage of Command. The outgoing unit commander is responsible for the defense of his assigned sector until command passes. The moment when command is to pass is determined by mutual agreement between the two unit commanders unless directed by higher headquarters. It normally occurs when the front line sub-unit commanders have assumed responsibility of their sectors and the incoming unit commander has sufficient communications facilities in operation to exercise control over his entire sector. (Applicable to Relief in Place only.)

c. Passage of Lines. An operation in which an incoming unit attacks through a unit which is in contact with the enemy. Sub-units of the unit being passed through remain in position until their fires have been masked, at which time they may undertake another mission.

d. Withdrawal Through a Rearward Position. An operation in which a unit effecting a retrograde movement (withdrawal) passes through the sector of a unit occupying a rearward defensive position.

e. Unit. For the purposes of this Agreement, the term "Unit" means unit and/or formation.

3. PRINCIPLES

a. Relief in Place.

(1) Relief operations must be executed in an expeditious and orderly manner.

(2) Units in forward combat areas are normally relieved at night or during periods of reduced visibility.

(3) Very close cooperation and coordination of plans is necessary between the commanders and subordinates of both the incoming and outgoing units.

(4) Detailed prior reconnaissance by the incoming unit is essential.

(5) The incoming unit must fit into and accept the general defense plan of the outgoing unit until passage of command.

(6) During the relief, to preserve secrecy, normal patterns of activity in a defense sector should be maintained.

(7) Every effort must be made to effect the relief without weakening the tactical security of the position and by offering the least profit-

(Classification)

P-1

(Classification)

Anx P (Relief, Passage of Lines and Withdrawal Through Rearward Position)
53d Inf Div (Mech)

able target for attack by nuclear weapons.

(8) Units of the supporting arms normally should not be relieved at the same time as the infantry units they support.

b. Passage of Lines.

(1) The unit in contact and the artillery in position must provide all possible aid to the attacking unit.

(2) The incoming unit must have priority in the use of facilities.

(3) Secrecy and surprise are of paramount importance.

(4) Close cooperation and the coordination of plans between the commanders of the incoming unit and the unit in place and their subordinates and staffs at all levels is very important.

(5) The plan should include specific measures to minimize the vulnerability of both units to enemy nuclear weapons.

c. Withdrawal Through a Rearward Position

(1) The unit in position provides all possible aid to the withdrawing unit. The unit in position holds up the enemy on its defensive position after the withdrawing unit has passed through.

(2) The withdrawing unit must have priority on roads and facilities, provided it does not prejudice the defense.

(3) Close coordination and cooperation between commanders of the withdrawing force and the force in position are of great importance.

(4) In planning movement back, to and through the defensive position, every effort must be made to avoid presenting worthwhile nuclear targets.

(5) The responsibility of the withdrawing force for the delaying action terminates upon passage through the defensive position, or such later time as may be directed by higher authority.

(6) Coordination and control is facilitated if sector boundaries for both the unit in position and the withdrawing unit are made to coincide and points of passage through the defensive are reduced to a minimum.

(7) Layout of the defensive position, fire plan, security, vulnerability and the delaying mission must be considered in selecting points for passing through. When possible, routes of withdrawal, particularly for armor, should avoid local prepared defensive positions.

(8) The commander of the withdrawing unit is responsible for identifying the last element of his command as it passes through the unit in position.

(9) A detailed plan for mutual recognition must be prepared and carefully coordinated by the withdrawing unit and the unit in position.

GRANT
MG

Distribution: A
OFFICIAL:
/s/Blue
BLUE
G3

(Classification)
P-2

(Classification)

53d Infantry Division (Mech)
Fort Hood, Texas
16 April 1973

Annex Q (Medical) to SOP No 2

1. REFERENCES:

- a. FM 8-5
- b. FM 8-10
- c. FM 81-15.
- d. FM 8-35.
- e. FM 8-55.

2. GENERAL. This annex prescribes policies and procedures applicable to division medical facilities in support of the division.

3. MEDICAL HOSPITALIZATION.

- a. Existing hospital facilities or available buildings will be used under combat conditions whenever possible.
- b. Casualties will not be abandoned.
- c. US Army personnel may be treated in allied medical facilities and hospitalized in allied military hospitals in emergency or when serving with allied forces.
- d. US and allied civilians volunteering to remain with US Forces in an emergency may receive treatment in US Army facilities; however, US and allied military personnel have priority.
- e. Allied military personnel may be hospitalized in US hospitals in accordance with agreements relevant to medical support of multinational forces. Such patients will be reported.

4. MEDICAL EVACUATION.

- a. Evacuation policy.
 - (1) Unit aid stations, 12 hours.
 - (2) Clearing stations, 72 hours.
- b. Protective masks will accompany casualties upon evacuation.
- c. Casualties will be evacuated no further from their units than demanded by their condition or by tactical situation.
- d. Lateral transfer of allied military personnel not requiring further hospitalization is arranged through the Division Surgeon and reported to nearest headquarters with allied liaison. Report is separate from, but concurrent with, A&D report for each allied nation concerned.
- e. PW casualties evacuated through medical channels are reported to battalion S2 and Division Surgeon, who reports to division G2 and PM.
- f. Individual weapons of medical evacuees remaining within the division area will remain with the evacuee. Weapons of casualties to be evacuated out of division medical channels will be collected at initial medical facility and total reported daily to battalion S4. Weapons of casualties will not be evacuated out of division medical channels.
- g. Empty non-medical vehicles and aircraft returning from forward areas may be utilized for evacuation of sick and wounded.
- h. Dead will not be evacuated with sick and wounded.

5. AEROMEDICAL EVACUATION.

(Classification)

Q-1

(Classification)

Anx Q (Medical) to SOP No 2 - 53d Inf Div (Mech)

- a. Each battalion aid station and division clearing station will prepare helicopter landing pad and mark it in accordance with FM 1-105.
 - b. The medical officer in charge of triage (sorting of wounded) will determine casualties for helicopter evacuation.
 - c. When air evacuation is used, requesting unit should meet the following criteria before evacuation of casualty.
 - (1) Institute shock therapy.
 - (2) Control external hemorrhage.
 - (3) Insure adequate airway and ventilation for casualty.
 - d. Request for aeromedical evacuation is made the Division Medical Battalion.
 - e. Information required for aeromedical evacuation. (Annex Z, Reports)
 - f. Division helicopters coordinated through the Division Surgeon are used for medical evacuation only where medical helicopter evacuation means are not available and the tactical and logistical situation permits. The Division Surgeon will coordinate requests through the Division Aviation Office.
 - g. To preclude friendly forces fire, Medical Battalion will clear air ambulance request with division G3 Air and AAE.
6. SPECIAL MARKING OF PATIENTS.
- a. In addition to usual record of medical treatment, mark forehead of patient as follows:
 - (1) "M" - administration of morphine.
 - (2) "T" - application of tourniquet.
 - (3) "C" - spinal cord injury.
 - b. For marking use grease pencil or non-irritating dyes or stains.
7. MEDICAL SUPPLY.
- a. Property exchange of material accompanying the patients will be effected in order to maintain a proper supply balance.
 - b. Aid stations will requisition medical replacement issues through the supporting medical company. Medical companies will requisition medical replacement issues through Division Medical Supply Officer (DMSO).
 - c. Whole blood procedures.
 - (1) At declaration of order for reinforced alert, DMSO will pick up from the supporting medical point a basic load of whole blood for the division.
 - (2) Emergency requests for whole blood submitted through channels as outlined in (2) above.
 - (3) All field requisitions for whole blood will be for low titer, type "O" only. Quantities of blood are expressed in "units" (a unit consists of 450 cc of whole blood and 50 cc of anticoagulant).
 - d. All medical supplies which cannot be moved will be abandoned and not destroyed.
8. MEDICAL MAINTENANCE PROCEDURES.
- a. Medical Battalion is responsible for 2d echelon maintenance. Aid station will evacuate equipment requiring 2d echelon maintenance through supporting medical company to DMSO.
 - b. Medical Battalion is responsible for evacuation of equipment to

(Classification)

(Classification)

Anx Q (Medical) to SOP No 2 - 53d Inf Div (Mech)

supporting supply point when required maintenance is beyond its capability.

9. SPECTACLES PROCEDURES.

a. Army depot is responsible for fabrication and repair of spectacles and inserts for protective masks.

b. DD Form 771 (Spectacle Order Form) is submitted to closest supply point. Fabricated spectacles must be returned to prescribing individual to insure proper fitting on patient.

c. Repair of spectacle frames is accomplished at the supply point or medical depot. Broken frames or lenses are sent to closest medical depot facility for replacement or repair. If no prescription is available, the major portion of broken lens will accompany the request.

10. CAPTURED MEDICAL MATERIAL.

a. Details concerning nature, quantity and location of captured enemy medical dumps and/or material to be submitted to the Division Surgeon promptly.

b. After preliminary examination and evaluation by intelligence agents of the division, captured medical material will be retained and utilized in care and treatment of enemy sick and wounded.

c. Captured enemy material no longer needed for intelligence purposes or treatment of enemy sick and wounded will be evacuated to nearest Army medical depot.

d. Destruction of captured medical material is prohibited.

11. FIELD DENTAL SERVICE.

a. The senior dental surgeon in the division will be assigned to the medical Battalion and serve as Division Dental Surgeon as well as perform dental services for division rear.

b. Division field dental service will be provided according to area supported by each clearing company. Normally, one dentist will be assigned per clearing company.

c. Division dental service consists primarily of emergency care and initial pre-evacuation treatment of oral combat injuries. Secondly, dental surgeons will assist clearing company physicians in medical care of patients.

d. Augmentation dental teams when assigned to division will be allocated within the command as prescribed by the Division Surgeon. The Dental Surgeon will normally be consulted prior to decision.

e. In separate task force to which Dental Officers have been assigned or attached, extent and type of service administered will be governed by the duration of operation, nature of mission, capabilities of the dental element and the evacuation facilities available to unit.

12. FIELD SANITATION. See division regulation ____.

13. GENEVA CONVENTION MARKINGS.

a. Personnel.

(1) The Geneva Convention brassard will be worn on the upper left arm of the outer garment by all assigned or attached medical department personnel that treat or assist in the treatment of sick and wounded.

(2) DD Form 2A (ID Card) of all Army Medical Department personnel identified as protected personnel under the provisions of para 3b(1), AR 606-5, will be over stamped on the reverse side with a red cross as required by para 10a(5), AR 606-5.

b. Ground Vehicles.

(1) The Geneva Convention Red Cross Vehicle markings to be displayed

(Classification)

(Classification)

Anx Q (Medical) to SOP No 2 - 53d Inf Div (Mech)

on ambulances and armored-personnel carrier ambulances, except that such markings may be temporarily covered when Geneva Convention protection not expected or when in concealment.

(2) Trucks. Trucks being used for medical purposes will display the Red Cross Flag or Red Cross Panel marking. Front-line ambulances (FLA) will not remove canvas bearing Red Cross markings. The Division Surgeon and other surgeons may retain canvas on personal 1/4-ton vehicles for on-the-spot patient care (Red Cross markings will be displayed).

c. Army aircraft, helicopters and fixed wing used exclusively for patient evacuation will be marked with Geneva Convention Red Cross.

d. Marking of Medical Installation.

(1) Operational medical installations located in the open will be clearly marked with standard Red Cross canvas markers.

(2) Responsible commanders will determine the necessity and prescribe the concealment desired for medical units and installations under their control.

e. Arming of medical units.

(1) Army Medical Department personnel will not be used for guard duty by non-medical units except to protect patients, Army Medical Department personnel and equipment. AMEDS personnel will not be used for aggression.

(2) Defense of medical installations is the responsibility of medical installation commander.

14. MEDICAL OPERATIONS IN NUCLEAR WAR.

a. Economical utilization of medical assets by maximum conservation of medical effort. Trained medical personnel will not be assigned to first aid, rescue, transportation or other non-technical functions.

b. Field medical criteria for handling significantly irradiated patients. Following initial radiation symptoms, a latent period usually develops during which personnel are able to perform routine and combat duties. A significant dose of ionizing radiation is one which will eventually result in evacuation and hospitalization of a percentage of exposed individuals, usually within three weeks after exposure. A total acute exposure of 200 rad is generally considered to be a significant dose. Tabulation of biologic response to initial ionizing radiation is contained in Army Reg 40-4. To insure the maximum effective utilization and retention of military manpower, these procedures will be followed:

(1) Triage, treatment, evacuation and hospitalization of individuals manifesting the symptoms of ionizing radiation injury will depend upon clinical evaluation of individual's symptoms and response to therapy and not on dosimetry.

(2) Psychogenic vomiting resembling radiation exposure symptoms usually begins more than five hours following radiation exposure. Unless other symptoms manifest themselves or personnel are otherwise injured, these personnel should be treated as temporarily incapacitated and returned to duty.

(3) Personnel not requiring immediate medical treatment, who are returned to duty after medical evaluation following significant dose of ionizing radiation, will be carded for record only.

(4) Individuals incurring non-incapacitating injuries concurrently

(Classification)

(Classification)

Anx Q (Medical) to SOP No 2 - 53d Inf Div (Mech)

with radiation exposure, with exception of burns, must be evaluated on basis of predominant presenting injury.

(5) Personnel incurring burns of 15 percent or more total body surface plus significant dose of ionizing radiation will be evacuated.

c. Radiologically Contaminated Patients. Casualty monitoring will not interfere with patient flow. Following criteria should be used:

(1) A reading of one milliroentgen per hour (mr/hr) (preferably with unshield probe of AN/PDR 27J to permit detection of beta particles) or more above existing background while monitoring a casualty indicates that the patient is contaminated.

(2) When background radiation exceeds one mr/hr, medical facility should be considered under fallout condition and all incoming casualties must be considered as contaminated and monitoring discontinued.

(3) Except under conditions of (2) above, incoming patients are monitored at any time there is reason to believe they are radiologically contaminated. In absence of any such indications, casualties may be spot checked every 15 minutes, every five or six patients, or on any other basis the commander deems appropriate.

(4) Decontamination is the process of removing external radioactive particulate matter.

(a) Patients will not be segregated solely for radiological decontamination procedures. Removal of outer clothing and gloves will normally rid him of most contact contamination. When time and situation permits, patient's hands and face can be sponged off with damp cloth or he can wash himself.

(b) Staff members decontaminating incoming casualties should, if possible, wear gloves to minimize contact radiation hazard. Normal practices of personal hygiene are sufficient to prevent external contamination of staff members.

(5) Contaminated equipment must be handled realistically to permit maximum utilization of material. Primarily, effort should be expended only on items expected to be in contact with skin.

(a) Litters. Shake, brush, or wipe dust or mud from them.

(b) Clothing. Collect for eventual turnover to QM salvage collecting points.

(c) Weapons and other equipment. Collect for turn-in to appropriate technical service.

(d) Shoes. If to be retained by patient or reissued, remove the obvious dirt and dust.

(e) Other. If serviceable, collect for future use or salvage. Accomplish rough decontamination only if items are intended for early use within the facility. Items returned to use should not provide greater than five mr/hr above current background.

d. Casualty color coding. Color coding of mass casualties and treatment areas will be standard throughout Army. Following priority system for treatment will be employed:

(1) Minimal - white marker.

(2) Immediate - red marker.

(3) Delayed - yellow marker.

(4) Expectant - green marker.

(Classification)

(Classification)

Anx Q (Medical) to SOP No 2 - 53d Inf Div (Mech)

e. Shelters. Medical facilities will normally operate in surface location. Sites will be selected so as to be adjacent to suitable shelters for fallout protection. Suitable shelters are tunnels, caves, basements, or masonry buildings. Shelters will be equipped with the following:

- (1) Internal and external communications.
- (2) Latrine facilities.
- (3) Supplies of food and water.
- (4) Radiac instruments.
- (5) Ventilating devices.
- (6) Medical supplies and equipment for emergency medical treatment.

15. COMMUNICATIONS SECURITY. When utilizing radio, such words as ambulance, aid station, casualties, mass casualties, medical company, etc., are not used. Consult available codes prior to transmitting over radio.

GRANT
MG

Distribution: A
OFFICIAL:
/s/Blue
BLUE
G3

(Classification)

53d Infantry Division
Fort Hood, Texas
8 April 1974

Annex R (Military Police Support) to SOP No 2, 53d Inf Div (Mech)

1. MP assigned or attached to Division will be under the Command of the Provost Marshal.
2. Division MP resources normally employed as follows:
 - a. One platoon in support of each committed brigade. In special mission situations the platoon may be attached to the committed brigade.
 - b. One platoon providing area support from brigade rear to division rear.
 - c. One platoon operating the Division PW Collecting Point, temporary confinement facility for US personnel, and the civilian detention facilities.
 - d. The Security Platoon providing internal security for Division Main CP.
 - e. If all three brigades are committed, additional MPs will be requested through PM channels from the next higher headquarters.
3. MP platoons in support of committed brigades will:
 - a. Operate a forward PW Collecting Point in the vicinity of the brigade trains.
 - b. Provide traffic control by establishing traffic control points, motor patrols, and check points, as required.
 - c. Provide escorts for critical movements and personnel.
 - d. Enforce military laws, orders and regulations in conjunction with other operations, and control movement of personnel, to include stragglers and refugees.
4. Platoons supporting committed brigades normally located to brigade CP to permit the brigade to make its police support requirements known to the platoon leader for execution.
5. The Security Platoon located with Division Main CP.
6. Company Headquarters, platoon providing area support to division rear, and platoon operating Division PW Collecting Point and detention facilities located in the DISCOM area.
7. Confinement of Military Personnel. Appendix 1.

GRANT
MG

Distribution: A
OFFICIAL:
/s/Blue
BLUE
G3

(Classification)
R-1

(Classification)

53d Infantry Division (Mech)
Fort Hood, Texas
16 April 1973

Appendix 1 (Confinement of Military Personnel) to Annex R (Military Police Support) to SOP No 2, 53d Inf Div (Mech)

1. Temporary confinement facility for military personnel located vicinity of DISCOM.
2. Construction material required will be provided by Division Engineers.
3. Units responsible for transporting personnel to the facility.
4. Individual's clothing and equipment, less weapons and ammunition of any type, will accompany individual.
5. All confinements will be approved by the Division Staff Judge Advocate or his representative.
6. Four copies of Confinement Order, DD Form 497, required.
7. Pre-trial confinement will be in accordance with paragraph 20c, MCM-1969 (Rev).

GRANT
MG

Distribution: A
OFFICIAL:
/s/Blue
BLUE
G3

(Classification)
R-1-1

Classification

Infantry Battalion (Mach)
16 April 1973

Subject: (Mach) to 1000 1000

1. (Mach) Battalion Engineer section (Mach) of support group will
engineer units assigned or attached to the battalion and to the coordinating
group for all other engineer units operating in the battalion zone

2. (Mach) Battalion Engineer section (Mach) of support group will
within all unit areas of responsibility. Engineer units submit to in
4) (Mach) of support group

3. (Mach) Battalion Engineer section (Mach) of support group will
of support group of support group of support group of support group of support group
of support group of support group of support group of support group of support group

4. (Mach) Battalion Engineer section (Mach) of support group of support group
of support group of support group of support group of support group of support group
of support group of support group of support group of support group of support group
of support group of support group of support group of support group of support group

5. (Mach) Battalion Engineer section (Mach) of support group of support group
of support group of support group of support group of support group of support group
of support group of support group of support group of support group of support group
of support group of support group of support group of support group of support group

6. (Mach) Battalion Engineer section (Mach) of support group of support group
of support group of support group of support group of support group of support group
of support group of support group of support group of support group of support group
of support group of support group of support group of support group of support group

7. (Mach) Battalion Engineer section (Mach) of support group of support group
of support group of support group of support group of support group of support group
of support group of support group of support group of support group of support group
of support group of support group of support group of support group of support group

- 1) (Mach) Battalion Engineer section (Mach) of support group of support group
- 2) (Mach) Battalion Engineer section (Mach) of support group of support group
- 3) (Mach) Battalion Engineer section (Mach) of support group of support group
- 4) (Mach) Battalion Engineer section (Mach) of support group of support group
- 5) (Mach) Battalion Engineer section (Mach) of support group of support group
- 6) (Mach) Battalion Engineer section (Mach) of support group of support group
- 7) (Mach) Battalion Engineer section (Mach) of support group of support group
- 8) (Mach) Battalion Engineer section (Mach) of support group of support group
- 9) (Mach) Battalion Engineer section (Mach) of support group of support group
- 10) (Mach) Battalion Engineer section (Mach) of support group of support group

8. (Mach) Battalion Engineer section (Mach) of support group of support group
of support group of support group of support group of support group of support group
of support group of support group of support group of support group of support group
of support group of support group of support group of support group of support group

1000
1000

1000 1000 1000
1000 1000 1000
1000 1000 1000
1000 1000 1000
1000 1000 1000

Classification

(Classification)

53d Infantry Division (Mech)
Fort Hood, Texas
16 April 1973

Appendix 1 (Land Mine Warfare) to Annex S (Engineer) to SOP No 2 - 53d
Inf Div (Mech)

1. Employment and Marking of Mines and Minefields.

a. Employment and marking IAW FM 20-32.

b. Authority to employ minefields.

(1) Protective minefields. Battalion Commander or higher may employ. Authority cannot be delegated lower than company commanders.

(2) Defensive minefield. Division or higher commander may employ. Authority cannot be delegated lower than brigade commanders.

(3) Barrier minefield. Corps and higher commanders are authorized to employ; may be delegated to division or comparable commanders.

(4) Nuisance minefield. Authority to employ is Field Army and higher commanders. This authority may be delegated down to division or comparable commanders.

(5) Phony minefield. Any commander who has the authority to employ the type of minefield simulated may employ a phony minefield.

c. Commander ordering the layout of a minefield prescribes mine density, and if applicable, anti-handling devices (booby traps), and types of mines and fuses to be employed.

d. Units encountering enemy minefields erect temporary warning signs and report location to the next higher headquarters immediately. Install standard minefield marking fences when time permits.

2. Reports. Annex Z.

GRANT
MG

Distribution: A
OFFICIAL:
/s/Blue
BLUE
G3

(Classification)

S-1-1

(Classification)

53d Infantry Division (Mech)
Fort Hood, Texas
16 April 1973

Appendix 2 (Bridging and River Crossing Operations) to Annex S (Engineer) to
OP No. 1, 53d Inf Div (Mech)

- . Bridging.
 - a. Use bypasses and culverts where possible.
 - b. Report employment of tactical bridging, fixed and floating, to Division Engineer in unit SITREPS.
 - c. Replenish tactical bridging from nearest depot or supply point as soon as practicable after bridging is committed.
 - d. Engineer commander erecting a tactical bridge is responsible for regular inspections and maintenance of bridges and abutments until relieved.
 - e. Replace bridging with semipermanent or permanent bridging as soon as practicable. Division Engineer coordinate the replacement with Corps Engineer.
 - f. Minimum capacity of semipermanent or permanent bridging, Class 50.
 - g. Maximum use of local materials in construction of permanent bridging.
 - h. Post and mark bridges IAW FM 5-36. Appendix 4.
- . River Crossing.
 - a. Consider river traffic when emplacing floating bridges over navigable streams.
 - b. Protect floating bridges with floating mine booms upstream of the bridge.
 - c. Unit responsible for construction and maintenance of bridging or rafts report the following to Division Engineer:
 - (1) Damage to bridge or rafts and estimated time to repair.
 - (2) Starting time for construction or repair of each bridge or raft and estimated time of completion.
 - (3) Time each bridge or raft becomes operational.

GRANT
MG

DISTRIBUTION: A
OFFICIAL:
S/Blue
BLUE
G3

(Classification)
S-2-1

(Classification)

53d Infantry Division (Mech)
Fort Hood, Texas
16 April 1973

Appendix A (Barrier and Denial Operations) to Annex S (Engineer) to SOP No 2.
53d Inf Div (Mech)

1. Employment in accordance with FM 31-10.
2. Operations.
 - a. Division Engineer has special staff responsibility for planning barriers and obstacles, prepares terrain and barrier studies for G2, advises G3 on improving and extending natural obstacles, and prepares the barrier annex to division OPLAN or OPORD under direction of G3.
 - b. Combat organization commanders construct obstacles for close defense and that portion of the barrier system of a higher headquarters within their area, and forward organizational barrier plan to next higher headquarters.
 - c. Engineer units furnish assistance to combat units in form of effort, advice, and technical supervision. Engineers may be assigned responsibility for siting and construction of obstacles or blocking positions when special skill and equipment are required; flanks and rear are exposed; the command as a whole will benefit from the effort; the obstacles must be prepared before the arrival of the troops who will occupy the positions; or the construction is beyond the capability of a particular defending unit.
 - d. Overlays will accompany barrier plans and will show:
 - (1) Artificial obstacles to include gaps and safe lanes.
 - (2) Each demolition obstacle designated with an "I" if the obstacle is to be executed immediately upon preparation, or an "R" if it is to be executed on order of the commander directing preparation.
 - (3) A complete legend.
 - e. Commander in whose area the demolition obstacle is located prepare DA Form 2050-R (orders to the Commander, Demolition Firing Party) for each pre-planned obstacle.
 - f. Highway and railway bridge demolitions provide a minimum gap of 50 meters, unless otherwise directed.
 - g. Brigade Commanders and the Cavalry Squadron Commander authorized to execute demolition within their area even though it is reserved for execution on division order, if execution is imperative for the accomplishment of the tactical mission or preservation of friendly forces. This authority may not be delegated. Advise G3 as soon as possible.
 - h. Report failure to execute demolition at the time planned to Division Engineer by fastest possible means.

GRANT
MG

Distribution: A
OFFICIAL:
/s/Blue
BLUE
G3

(Classification)

S-3-1

(Classification)

53d Infantry Division (Mech)
Fort Hood, Texas
16 April 1973

Appendix 4 (Bridge and Route Posting) to Annex S (Engineer) to SOP No 2,
53d Inf Div (Mech)

1. General.
 - a. Post bridges and routes IAW FM 5-36.
 - b. Engineers post bridge limit signs.
2. Route Posting.
 - a. Provost Marshal.
 - (1) Make temporary markings of axial and lateral main supply routes.
 - (2) Post two signs denoting direction of main supply route (MSR) within 300 meters of each major intersection or congested area.
 - (3) Post sign denoting direction of MSR at intersection.
 - (4) Post sign confirming direction of MSR approximately 200 meters beyond each intersection or congested area.
 - b. Engineer.
 - (1) Erect permanent markings of both axial and lateral main supply routes as soon as possible.
 - (2) Leave signs in place as division moves forward.

GRANT
MG

Distribution: A
OFFICIAL:
/s/Blue
BLUE
G3

(Classification)
S-4-1

(Classification)

53d Infantry Division (Mech)
Fort Hood, Texas
16 April 1973

Appendix 5 (Atomic Demolition Munitions)(ADM) to Annex S (Engineer) to SOP
No 2, 53d Inf Div (Mech)

1. Responsibilities.

a. G2.

(1) Inform commander, subordinate units, and other staff sections of potential targets, including description and location.

(2) Publish timely information concerning weather and terrain, significant enemy activity, and attitude of civilian population in target area.

b. G3.

(1) Integrate use of ADM into scheme of maneuver.

(2) Disseminate warning information to higher, lower, adjacent headquarters.

(3) Recommend allocation of ADM.

(4) Approve requests for execution of ADM targets.

(5) Designate Executing Commander for each ADM mission.

(6) Recommend augmentation of executing unit for target area security when required.

(7) Evaluate potential ADM targets recommended by G2 and Division Engineer.

(8) Request detailed analysis of selected targets and integrate results into courses of action under consideration.

(9) Review and approve Atomic Demolition Plan (ADP).

(10) Provide instructions, if required, for recognition between Executing Commander and ADM firing party.

c. G4.

(1) Request allocations and initiate supply actions.

(2) Assure that adequate receipt and verification procedures are contained in current unit plans, and in plans of subordinate units, concerning ADM releases.

(3) Provide the Executing Commander with resources needed to accomplish mission.

d. Chemical Officer, Prepare ADM fallout prediction.

e. FSE.

(1) Provide notification to higher headquarters of intent to use ADM.

(2) Transmit post-strike report to higher headquarters.

f. Engineers.

(1) Recommend potential ADM targets to CG and G3.

(2) Assist G3 in evaluating targets.

(3) Prepare ADP at request of G3.

(4) Provide additional engineer support to Demolition Guard Commander, as required.

(5) Prepare target folders on preplanned targets.

(5) Insure that engineer units have adequate technical SOP for execution of ADM mission.

(Classification)

S-5-1

(Classification)

App 5 (ADM) to Anx 5 (Eng) to SOP No 2, 53d Inf Div (Mech)

- g. Executing Commander.
 - (1) Request permission to fire ADM target.
 - (2) Provide an officer as direct contact to ADM party for duration of fire mission, commencing at point of rendezvous.
 - (3) Insure that representative understands procedures for release of ADM.
 - (4) Insure that communications are adequate for command control and for receipt and verification of release of ADM.
 - (5) Issue orders for all tactical aspects of mission, to include:
 - (a) Security and movement of munition from link-up at rendezvous point to emplacement site.
 - (b) Security of general target area to include physical security of the munition, emplacement site team, and field wire laying team, if used.
 - (c) Demolition Fire Order (DFO).
 - (d) Establishment of communications to firing site.
 - (e) Warning of impending strike to higher headquarters.
 - (f) Obtaining acknowledgement of intent to fire from FSE.
 - (g) Informing the releasing commander of munition expenditure.
 - (h) Initiation of post-strike analysis.
 - h. Executing Commander's Representative (may be Demolition Guard Commander).
 - (1) Be physically present, as representative of Executing Commander, with ADM party from link-up at rendezvous point to termination of mission.
 - (2) Maintain communications throughout mission with Executing Commander and security force.
 - (3) Relay orders and instructions from the Executing Commander to the Demolition Guard Commander.
 - (4) Relay to Executing Commander all information that may affect accomplishment of fire mission, as indicated by ADM party.
 - i. Demolition Guard Commander.
 - (1) Provide security for the munition and ADM party from point of rendezvous until released from mission.
 - (2) Provide local security at emplacement site and firing site, as required.
 - (3) Assist ADM party in physical emplacement of munition and laying a field wire, if required.
 - (4) Act as Executing Officer's Representative, if so designated.
 - j. ADM Party (DFP).
 - (1) Responsible for technical aspects of emplacement and firing sites, advising Demolition Guard Commander of firing options available, firing munition in compliance with issued orders, and advising Demolition Guard Commander of any reduction of munition reliability indicated by prefire checks.
 - (2) Must possess full knowledge of receipt and verification procedures for release of ADM.
2. Employment.
- a. Targets against which ADM are used are normally preplanned. ADM are normally employed on order from higher headquarters. When operation requires use of ADM, Division Engineer, in conjunction with G3, prepares ADP. Once approved by G3, ADP becomes basis for preparing orders to

(Classification)

S-5-2

(Classification)

App 5 (ADM) to Anx S (Eng) to SOP No 2, 53d, Inf Div (Mech)

Executing Commander, Demolition Guard Commander and Demolition Firing Party.

b. Engineer Battalion will pick up munition and provide convoy control and security of ADM until link-up with the Executing Commander's force. Following link-up, Executing Commander is responsible for movement of munition to emplacement site, security of munition and the target area, to include firing site, and logistical requirement of ADM area.

GRANT
MG

Distribution: A
OFFICIAL:
/s/Blue
BLUE
G3

(Classification)
S-5-3

(Classification)

53d Inf Div (Mech)
Fort Hood, Texas
8 April 1974

Annex T (Communications-Electronics) (C-E) to SOP No 2

1. Communications Organization.

a. Division C-E Officer. Division C-E officer serves as a staff advisor to the CG, Division Staff and divisional units on all communications matters, to include:

- (1) Employment of signal troops.
- (2) Availability of communications facilities and required augmentation of same.
- (3) Pictorial capabilities.
- (4) Manipulative electronic deception and electronic counter-countermeasures (ECCM).
- (5) Communications security.
- (6) Location of division CP's, as far as they affect signal communications.
- (7) Control and distribution of cryptographic material within the division.

b. Division signal battalion installs, operates and maintains the division communications system IAW current Signal Annex to OPORD, this annex, and current CEOI/CESI.

c. Subordinate command organic comm platoons install, operate, and maintain that portion of division communications system which supports their respective headquarters. Communication platoons operate under the technical guidance of division C-E officer.

2. Intelligence and Security.

- a. Communications Intelligence. Process IAW basic SOP and Annex V.
- b. Communications Security. IAW current CEOI/CESI.

(Classification)

(Classification)

3. Operations.

a. Orders.

(1) Signal orders for initial installation, operation, and maintenance of overall division communications systems are issued as Signal Annex to OPLAN/OPORD.

(2) Signal orders for separate or specialized operations are issued as letters of instruction.

(3) Once an operation has begun, signal instruction affecting circuits and related technical reconfiguration of division communication system are issued by division C-E officer in form of signal work orders directed to signal units or communications platoons concerned.

b. Communication responsibility.

(1) In the absence of other instructions, responsibility for communications is from higher to lower, supporting to supported, and left to right. Restoration of a break in communications is a mutual responsibility.

(2) The division C-E officer prescribes general communication procedures, engineering standards, and policies for use throughout the division.

(3) Major subordinate commands.

(a) Notify division C-E officer prior to displacement of a CP. Timely notification expedites restoration of communications.

(b) Prior to closing of the CP, unit communications officer notifies division C-E officer of closing time, so that termination of communications may be coordinated.

(c) Provide and operate stations in division AM and FM command nets.

(d) Provide logistical and emergency maintenance support to division communication support teams.

(e) Insure that liaison officers report to Division Main CP with radio sets.

(4) Signal Battalion.

(a) Provide signal communications to include communications to subordinate units for division headquarters and DISCOM exclusive of internal radio nets.

(Classification)

(Classification)

- (b) Establish and operate division communications system.
- (c) Provide each brigade headquarters with multichannel communications to command echelon of division
- (d) Provide a forward area signal center (FASC) to units located in the vicinity of brigade trains. The FASC is placed in general support to units within a two-mile radius of its location. It will provide these units access to the division communication system.
- (e) Establish and operate multichannel facilities that connect DivArty CP to division, and Arty battalion FDC hot lines to DivArty CP.
- (f) Operate the division ground messenger service.
- (g) Perform ground black and white photography and still picture laboratory service for divisional units.
- (h) Perform direct support maintenance of all cryptographic equipment.
- (5) Attachments.
 - (a) Communications officers of organizations newly attached, contact the division C-E officer immediately upon attachment for coordination of communication support.
 - (b) Division communications teams supporting subordinate commands.
 - 1 Remain under command and operational control of parent unit unless otherwise stated.
 - 2 On arrival, report to and maintain continuous liaison with supported unit communications officer.
 - 3 Move with supported command to new location after coordination with parent unit.
- c. Communications Centers.
 - (1) Administrative and tactical echelons will operate communications centers continuously.
 - (2) During operations, use message precedences as prescribed in AR 105-31, ACP 121, and FM 24-17. Use message form DD 173, DD 173-1.
 - (3) Report excessive delays to message originators and to the C-E officer of the headquarters concerned.
 - (4) Units prepare to operate airdrop and pickup service at tactical echelons.

(Classification)

(Classification)

d. Messenger/Courier Service.

(1) Maximum use of messenger service. Lengthy classified messages, low precedence messages and bulk correspondence delivered by motor messenger.

(2) Messenger vehicles bear marking "MESSENGER" (in subdued colors) in plain view and afforded road priority under normal circumstances.

(3) Schedules messenger service operated to all assigned and attached major units of the division including division support command and division rear; division C-E officer determines frequency of delivery and pickup.

(4) Special messengers available at message centers for high precedence message traffic.

e. Multichannel Operations.

(1) Multichannel telephone and teletype facilities are established at command signal center, division artillery, brigade CP's, brigade trains area, support command, ADA battalion, and such other locations as the division C-E officer directs. (See Appendix 1, this annex.)

(2) Multichannel terminals and relays throughout the division remain under operational control of the division C-E officer. Construction of communication lines between multichannel terminals and unit switchboards or subscribers at division main, alternate, support command, and forward area signal centers (brigade trains areas) are the responsibility of the division signal battalion. Units being served will assist in the installation of these lines when time and personnel availability permit. Division artillery and brigade C-E officers have primary responsibility for installing wire lines to their supporting multichannel terminals.

(3) Appendix 2, this annex, lists normal telephone and teletypewriter circuits allocated over a division multichannel network.

f. Wire Communications.

(1) Installation. When practicable, each headquarters below division installs a minimum of two field wire circuits to subordinate units. Division signal battalion provides a minimum of one multichannel radio or cable system to each brigade.

(2) Commercial Facilities. Use of commercial facilities requires prior approval of the division C-E officer. C-E officer publishes instructions for severing communications facilities extending into enemy territory. Portions in friendly territory will be preserved pending instructions from the division C-E officer.

(3) Wire Recovery. Recover wire as the tactical situation permits.

(Classification)

(Classification)

(4) Reports. Brigade, division artillery, separate battalion, and squadron forward one copy of circuit diagram, traffic diagram, and line route map to the division C-E officer. One copy of the division line route map, circuit diagram, and traffic diagram forwarded to brigade and division artillery headquarters to assist in reestablishing the communications system when a major disruption occurs.

(5) Repair. If wire circuits are damaged, repair as expeditiously as possible and report exact location of the damaged circuits to the division C-E officer.

(6) Teletypewriter. Division establishes teletype facilities at each echelon of division headquarters, division support command headquarters, and each area signal center. DivArty, brigades, and ADA battalion enter teletype nets with organic equipment.

(7) Establish tactical telephone and teletypewriter circuits as required by division OPORD, current CEOI or CESI.

(8) Division C-E officer publishes and distributes tactical telephone directory.

(9) Forward requests for tactical telephone and teletypewriter service to the division C-E officer.

g. Radio Communications.

(1) Radio Nets.

(a) Radio nets conform to those prescribed in the current division CEOI and CESI, as implemented or modified by the signal annex of the division OPORD (OPLAN) in effect. (See appendix 3, this annex, for type division radio nets with BiCC and appendix 4, this annex, for type division radio nets without BiCC.)

(b) Radio operators of corps and division HF radio nets keep message centers informed of the status of their nets.

(2) Restrictions.

(a) Listening silence broken only on order of the headquarters imposing the silence or under special conditions stated in OPORD. Proper identification/authentication of the unit requesting break of listening silence is necessary before passing any traffic.

(b) All restrictions imposed on radio stations lifted when unit makes contact with the enemy unless otherwise specified in OPORD.

(Classification)

(Classification)

d. Messenger/Courier Service.

(1) Maximum use of messenger service. Lengthy classified messages, low precedence messages and bulk correspondence delivered by motor messenger.

(2) Messenger vehicles bear marking "MESSENGER" (in subdued colors) in plain view and afforded road priority under normal circumstances.

(3) Schedules messenger service operated to all assigned and attached major units of the division including division support command and division rear; division C-E officer determines frequency of delivery and pickup.

(4) Special messengers available at message centers for high precedence message traffic.

e. Multichannel Operations.

(1) Multichannel telephone and teletype facilities are established at command signal center, division artillery, brigade CP's, brigade trains area, support command, ADA battalion, and such other locations as the division C-E officer directs. (See Appendix 1, this annex.)

(2) Multichannel terminals and relays throughout the division remain under operational control of the division C-E officer. Construction of communication lines between multichannel terminals and unit switchboards or subscribers at division main, alternate, support command, and forward area signal centers (brigade trains areas) are the responsibility of the division signal battalion. Units being served will assist in the installation of these lines when time and personnel availability permit. Division artillery and brigade C-E officers have primary responsibility for installing wire lines to their supporting multichannel terminals.

(3) Appendix 2, this annex, lists normal telephone and teletypewriter circuits allocated over a division multichannel network.

f. Wire Communications.

(1) Installation. When practicable, each headquarters below division installs a minimum of two field wire circuits to subordinate units. Division signal battalion provides a minimum of one multichannel radio or cable system to each brigade.

(2) Commercial facilities. Use of commercial facilities requires prior approval of the division C-E officer. C-E officer publishes instructions for severing communications facilities extending into enemy territory. Portions in friendly territory will be preserved pending instructions from the division C-E officer.

(3) Wire Recovery. Recover wire as the tactical situation permits.

(Classification)

(Classification)

(4) Reports. Brigade, division artillery, separate battalion, and squadron forward one copy of circuit diagram, traffic diagram, and line route map to the division C-E officer. One copy of the division line route map, circuit diagram, and traffic diagram forwarded to brigade and division artillery headquarters to assist in reestablishing the communications system when a major disruption occurs.

(5) Repair. If wire circuits are damaged, repair as expeditiously as possible and report exact location of the damaged circuits to the division C-E officer.

(6) Teletypewriter. Division establishes teletype facilities at each echelon of division headquarters, division support command headquarters, and each area signal center. DivArty, brigades, and ADA battalion enter teletype nets with organic equipment.

(7) Establish tactical telephone and teletypewriter circuits as required by division OPORD, current CEOI or CESI.

(8) Division C-E officer publishes and distributes tactical telephone directory.

(9) Forward requests for tactical telephone and teletypewriter service to the division C-E officer.

g. Radio Communications.

(1) Radio Nets.

(a) Radio nets conform to those prescribed in the current division CEOI and CESI, as implemented or modified by the signal annex of the division OPORD (OPLAN) in effect. (See appendix 3, this annex, for type division radio nets with BICC and appendix 4, this annex, for type division radio nets without BICC.)

(b) Radio operators of corps and division HF radio nets keep message centers informed of the status of their nets.

(2) Restrictions.

(a) Listening silence broken only on order of the headquarters imposing the silence or under special conditions stated in OPORD. Proper identification/authentication of the unit requesting break of listening silence is necessary before passing any traffic.

(b) All restrictions imposed on radio stations lifted when unit makes contact with the enemy unless otherwise specified in OPORD.

(Classification)

(Classification)

(c) Minimum readability checks made on initial opening of each radio net. Thereafter, checks will be exchanged once every four hours. If traffic has been passed in the previous period, readability will NOT be exchanged. Whenever the net control station institutes a net call, each subordinate station will permit 15 seconds of open-air time for each preceding station before initiating a report.

(3) MIJI (Meaconing - Interference - Jamming - Intrusion) Reporting.

(a) Complete definitions of MIJI, sample formats and reports, and handling instructions are contained in the CESI/CEOI.

(b) Reports will be initiated by either victim stations or by net control stations, depending on whether individual stations are experiencing local interference or whether the entire net is victim to the interference.

(c) Station operators report: location of victim stations in coordinates; what the station or net was doing at the time; ECCM taken; an accurate description of the MIJI transmission; and what he, the operator, thinks or knows the MIJI source is or might be.

(d) Handle reports by IMMEDIATE precedence. Forward to unit C-E officer by either electrical or messenger means.

(e) Each C-E officer in the command chain will take action to resolve the incident. When unresolved, or hostile action is suspected, forward report by the most expeditious means available.

(4) Signal Security.

(a) Complete items, i.e., authentication codes, numerical codes, operation codes, and other security codes, and crypto keys of division and higher headquarters will NOT be carried forward of brigade, division artillery, separate battalions, or squadron CP's without approval of the division C-E officer.

(b) Extracts of cryptomaterial CEOI items will be afforded the same control procedures as the basic document, and will not contain more than three days of material.

(c) Authentication is required when opening or closing a net, when imposing and lifting radio or listening silence, after frequency changes, and on any other occasion that the operator deems necessary for security.

(d) Radio stations will NOT attempt to enter, jam, or otherwise interfere with unknown radio nets, even if such nets should be identified as enemy, except on orders from the division C-E officer or when deemed a tactical emergency by a ground combat unit commander.

(Classification)

(Classification)

(5) When unable to establish radio contact, division units request voice relay by any aircraft.

4. Minimize: IAW current CEOI/CESI.

5. Visual and Sound Communications.

a. Units reproduce and distribute visual and sound items of current CEOI/CESI as required.

b. Suitable alerting devices mounted near unit message center.

c. General alarm sounded over signal communications system of each unit.

6. Air Messenger Service: Aviation unit be prepared to fly air messengers IAW current requirements/coordination.

7. Photographic: Division photo section furnish ground still and motion picture coverage as directed by division G-E officer. Requests for air photo coverage to G2; all other photo requests to division G-E officer.

8. Safety.

a. A ground rod will be driven fully into the earth to provide an adequate ground, and fastened securely to each operation vehicle, power unit trailer, or to any vehicle receiving electrical or communication service.

b. Ground rods will be located to eliminate injury to individuals working around vehicles.

c. Whenever possible, ground instructions contained in applicable equipment TM's will be followed.

d. Vehicle mounted equipment shelters will be grounded to vehicle bodies in at least two places using a minimum 3/8-inch wide electrical lead or braided ground strap.

10. Emergency Communications Procedures. Should all communications systems at a CP fail to respond or cease to operate in such an abrupt and complete manner as to indicate that the CP may have met a major failure or disaster, the following procedures will be placed in effect concurrently:

a. All communications media will be used in attempting to regain contact with the silent CP.

b. If coordination with G2 and G3 indicates no known enemy action, an officer with a FM radio will be dispatched to determine situation.

(Classification)

(Classification)

c. Subordinate units provide signal equipment and personnel as required to provide minimum command and control communications facilities for a temporary CP.

II. Coordination.

a. Requests for communication support which cannot be fulfilled from organic resources, submitted to high headquarters C-E element.

b. Units desiring services from an Army Area Signal Center (AASC) will locate within five road miles of an AASC.

c. Units desiring services from a division Forward Area Signal Center (FASC) will locate within two road miles of a FASC.

d. Frequency Assignments. See CE01 in effect.

GRANT
MG

Distribution: A

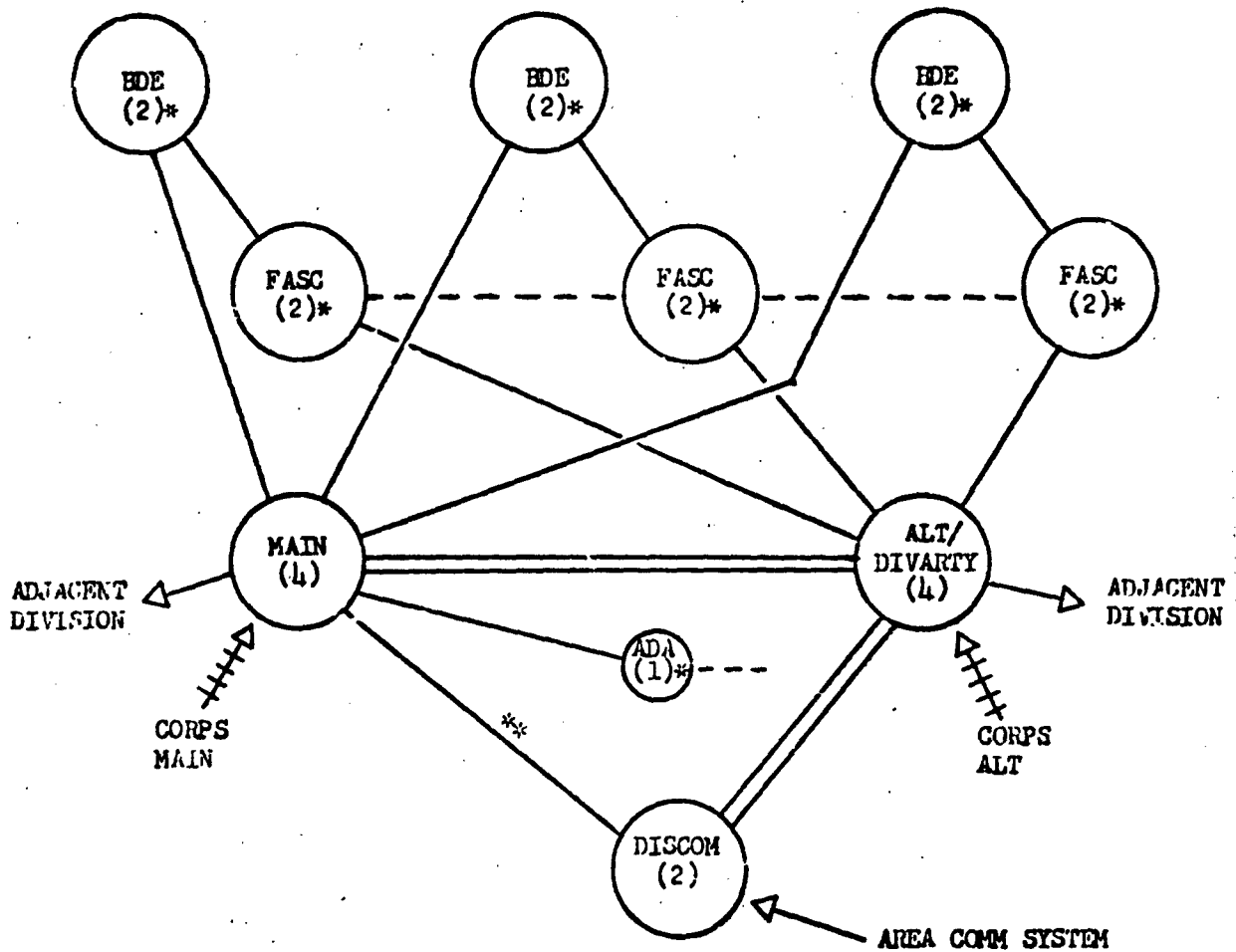
OFFICIAL:

/s/ Greene
GREENE
G3

(Classification)

(Classification)

Appendix I (Multichannel Configuration) to Annex T (Communications-Electronics)
to SOP No 2, 53d Inf Div (Mech)



Multichannel terminals authorized
by TCE 11-35H..... 33

Multichannel terminals required to
be operational for this configura-
tion..... 23

Multichannel terminals available
for replacing defective sets and/
or use as a displacement reserve
for division headquarters elements.. 10

LEGEND

() No. of multichannel ter-
minals required.

———— 12-channel system.

++++++ 24-channel system.

----- 12-channel (optional) sec-
ondary system.

* Includes displacement and/or
secondary route capability.

** Whenever alternate displaces
an additional system can be
activated.

(Classification)

T-1-1

(Classification)

Appendix 2 (Multichannel Telephone-Teletype Circuit/Channel Allocation)
to Annex T (Communications-Electronics) to SOP No 2, 53d Inf Div (Mech)

MULTICHANNEL TELEPHONE-TELETYPE CIRCUIT/CHANNEL ALLOCATIONS

<u>DIVISION MAIN/ALT</u>	<u>to</u>	<u>CORPS</u>
G3	1 SUTP*	G3
G2 OPS (BICC CC&D SEC)	1 SUTP	G2 OPS
TASE	1 SUTP	DASC
FSE	1 SUTP	FSE
ACE	1 SUTP	ACE
EWE	1 SUTP	EWE
SWBD**	6 CUTP*	SWBD
COMM CEN	1 FDX	COMM CEN
TOC	1 FDX	TOC
SSO	1 FDX	SSO
(STRAP-THRU) DISCOM	HARDWIRED	G4
(STRAP-THRU) DIVARTY FDC	2 SUTP	CORPS ARTY FDC
AF WX	1 SUWX*	AF WX
TOTAL CIRCUITS	18 Each	
TOTAL CHANNELS	18 Each	

<u>DIVISION MAIN/ALT</u>	<u>to</u>	<u>DIVISION ALT/MAIN</u>
G3	1 SUTP	G3
G2 OPS (BICC CC&D SEC)	1 SUTP	G2
FSE	1 SUTP	FSE
SWBD	3 CUTP	SWBD
ASA	1 HDX*	ASA
COMM CEN	1 DCS	COMM CEN
TOTAL CIRCUITS	8 EACH	
TOTAL CHANNELS	8 EACH	

<u>DIVISION</u>	<u>to</u>	<u>DIVARTY</u>
(STRAP-THRU) CORPS ARTY FDC	1 SUTP	FDC
FSE	1 SUTP	FDC
G2 OPS (BICC CC&D SEC)	1 SUTP	S2
(STRAP-THRU) DA ARTY BNs	3 SUTP	FDC
SWBD	2 CUTP	SWBD
COMM CEN	1 HDX	MSG CEN (Speech Plus)
TOTAL CIRCUITS	9 EACH	
TOTAL CHANNELS	8 EACH	

(Classification)

(Classification)

Appendix 2 (Multichannel Telephone-Teletype Circuit/Channel Allocation)
to Annex T (Communications-Electronics) to SOP No 2, 53d Inf Div (Mech)

<u>DIVISION MAIN/ALT</u>	<u>to</u>	<u>BRIGADE</u>
G3	1 SUTP	S3
G2 OPS(BIOC CC&D SEC)	1 SUTP	S2
'SE	1 SUTP	FSCC
TASE	1 SUTP	S3 AIR
(STRAP-THRU) DIVARTY FDC	1 SUTP	NS ARTY BN (STRAP-THRU
SWBD	3 CUTP	SWBD
COMMEN	1 HDX	MSGCEN (Speech Plus)
TOTAL CIRCUITS	9 EACH	from Main and Alternate
TOTAL CHANNELS	8 EACH	

<u>DIVISION MAIN/ALT</u>	<u>to</u>	<u>DISCOM</u>
G4	1 SUTP	OPS
SWBD	6 CUTP	SWBD
COMMEN	1 HDX	COMMEN
TOTAL CIRCUITS	8 EACH	
TOTAL CHANNELS	8 EACH	

<u>DIVISION MAIN/ALT</u>	<u>to</u>	<u>ADA BN</u>
SWBD	2 CUTP	SWBD
COMMEN	1 HDX	COMMEN
TOTAL CIRCUITS	3 EACH	
TOTAL CHANNELS	3 EACH	

<u>DIVISION MAIN/ALT</u>	<u>to</u>	<u>TAC CP</u>
G3	1 SUTP	G3 FWD
G2	1 SUTP	G2 FWD
FSE	1 SUTP	FSE FWD
C/S	1 SUTP	G2/3 OPS FWD
SWBD	2 CUTP	G2/3 OPS FWD
(STRAP-THRU) CORPS SWBC**	2 CUTP	G2/3 OPS FWD
TOTAL CIRCUITS	8 EACH	
TOTAL CHANNELS	8 EACH	

<u>FASC (BDE TNS)</u>	<u>to</u>	<u>BRIGADE</u>
	5 CUTP	
	1 HDX	
TOTAL CIRCUITS	4 EACH	
TOTAL CHANNELS	4 EACH	

(Classification)

(Classification)

Appendix 2 (Multichannel Telephone-Teletype Circuit/Channel Allocation)
to Annex T (Communication-Electronics) to SOP No 2, 53d Inf Div (Mech)

<u>FASC (BDE TNS)</u>	<u>to</u>	<u>DISCOM</u>
	5 COTP	
	1 HDX	
TOTAL CIRCUITS	6 EACH	
TOTAL CHANNELS	6 EACH	

*SUTP - Sole User Telephone
COTP - Common User Telephone
HDX - Half Duplex Teletype
FDX - Full Duplex Teletype
SUWX - One-way Weather Teletype

**When the Div TAC CP is deployed, two each of the six corps to
division common-user telephone circuits are strapped at division
main and alternate to the TAC CP.

(Classification)

(Classification)

Appendix 3 (Division Radio Nets with BICC) to Annex T (Communications-Electronics)
to SOP No 2, 53d Inf Div (Mech).

NET	Corps Cmd (RATT)	DTV Cg Cmd (FM)	DTV U/I (FM)	DTV TCC (AM)	ATF Trf Ctrl (FM)	DTV Ops (RATT)	DTV A/L (RATT)	DTV Intel (RATT)	DTV Arty CF (FM)	DTV Arty CF 2 (RATT)	ADA Bn Cmd (FM)	ADA Bn ADL (AM)	USAF Air Dir (JHF)
STATION													
Command Group													
C6		X	M										
VRC-12		X	M										
ADC(A)		X	M										
VRC-12		X	M										
ADC(B)		X	M										
C/S Sec		X											
VRC-46		X											
G1 Sec		X	(S)	(S)									
VRC-46		X	X					NCS(S)					
BICC		X	(S)										
VRC-46/47		X	(S)										
TAC CP													
VRC-46													
G3 Sec													
Plas			R										
2-aa VRC-46		NCS	NCS										
GRC-106													
TAC CP		(NCS)	(NCS)	NCS		(NCS)(S)							
VRC-46/47													
G4/DTO		X											
VRC-46		X							X	NCS			X
G5									(DS)				
VRC-46													
F5													
VRC-46													
TAC CP													
ACE													
Avn Sec					R*								
AD Sec													
VRC-46													
GRC-106											X		X
TASE 4-aa		X											X
MRC-107		X											X
TAC CP		X											X
C-E Sec		X											X
VRC-47		X											X
Engr Sec		X											
VRC-47		X											
PM Sec		X											
VRC-47		X											
Hq Cndt		X											
VRC-46		X											
Sig Bn Main	(CS)	X											
VRC-47	(S)	(DS)	(DS)	(DS)	(DS)	(DS)	(S)	(S)	NCS	X			
AT/DivArty													
DISCOM		X											
Bde's		X	X	X		(S)		(S)					X
ACS		X	X	X		X		(S)					X
ADA Bn		X	X	X		X		(S)					X
Engr Bn		X	X	X		X		(S)					X
S&I Bn		X				X							
Maint Bn													
Med Bn													
PP Co		X											
Helipad					NCS								
FASC's (Bde Tns)							(S)						

NCS - Net Control Station. (NCS) - NCS when TAC CP deployed. (CS) - Corps supplied. (DS) DivArty supplied.
(S) - Signal Bn supplied x - Organic station capability. R - Radio remote location. M - Monitor.
* - Use spare remote from AD Sec to remote Helipad ATC station.

(Classification)

T-3-1

(Classification)

Inclosure 1 (DivArty Radio Nets with BICC) to Appendix 3 (Division Radio Nets) to Annex T (Communications-Electronics) to SOP No 2, 53d Inf Div (Mech).

STATION	NET	Corps Arty FD (RATT)	Div CG Cmd (FM)	Div O/I (FM)	Div TOC (AM)	Div Ops (RATT)	Div A/L (RATT)	Div Intel (RATT)	Div Arty CF (FM)	Div Arty A/I (FM)	Div Arty CF 1 (RATT)	Div Arty CF 2 (RATT)
Command Group												
CO	2-ea VRC-46		X						X			
XO	VRC-47								M	NCS		
S1/2										X		
S2/TA												
BIC	VRC-46							(S)		R		
TA Plt	VRC-46			X					X			
IG	VRC-46								X			
Ch Surv	GRC-160								X			
Radar Sec	VRC-46								X			
Net Sec	GRC-142								X		X	
	VRC-46								X			
Op-FD												
S3	VRC-46								X			
Ops/FDC	GRC-106				X							
	4-ea VRC-46		X	X					NCS			NCS
FSE	GRC-142											
	VRC-46								X			
Div TAC CP	VRC-46								X*			
C-E Off	VRC-49								X			
LO	VRC-46								X			
Radio Sec	5-ea GRC-142	X				X	X				X	X
Avn Sec	VRC-47								X			
Trns Co	VRC-46								X			
DS Bn's									X	X	X	
GS Bn's									X	X		X

NCS - Net Control Station. X - Organic station capability. (S) - Signal Bn supplied. M - Monitor.

* DivArty supplied in 5/4T or smaller vehicle.

(Classification)

T-3-1-1

Reproduced from
best available copy.

(Classification)

Inclosure 2 (DISCOM Radio Nets) to Appendix 3 (Division Radio Nets) to
Annex T (Communications-Electronics) to SOP No 2, 53d Inf Div (Mech)

STATION	NET	Div	Div	Spt
		CG	A/L	Cmd
		Cmd	(RATT)	Cmd
		(FM)		(FM)
Command Group				
CO	VRC-47	"		X
XO	VRC-47	M		X
S3/4	VRC-47	M		NCS
DAO	VRC-46			X
HHC Co	VRC-46			X
S&T Bn	VRC-47			M
Main Bn	VRC-47			M
Med Bn	VRC-47			M
Sig Bn RATT TM	GRC-142		(S)	

NCS - Net Control Station M - Monitor (S) Signal Bn Supplied

(Classification)

T-3-2-1

(Classification)

Inclosure 3 (Brigade Radio Nets with BICC) to Appendix 3 (Division Radio Nets) to Annex T (Communications-Electronics) to SOP No 2, 53d Inf Div (Mech).

STATION	NET	Div CG Cnd (FM)	Div O/I (FM)	Div TOC (AM)	Div Ops (RATT)	Div A/L (RATT)	Div Intel (RATT)	Bde Cnd (FM)	Bde Intel (FM)	Bde A/L (FM)	Bde RATT (RATT)	DS Arty CF (FH)	USAF Air Req (AM)	USAF Air Dir (UHF)
Command Group														
CO	2-ea VRC-46	X						X						
XO	VRC-47							M		X				
S1/4	VRC-47							X		NCS				
S2	VRC-47							N	X					
BICC	VRC-46/47		X				(S)							
S3	VRC-47	M						X						
Ops	2-ea VRC-46		X					X						
	GRC-106			X										
LC	VRC-46							X				X		
Arty LG/ESCC	VRC-49							X					X	X
ACP	3-ea VRC-107							X						
Avn Sec	VRC-47							M						
Comm Plt	VRC-49							X						
Radio Sec	GRC-142				(S)	(S)*					NCS			
HHC Co	VRC-46							X	X					
Battalions								X	X	X	X	X	X	X

nCS - Net Control Station. X - Organic station capability. (S) - Signal Bn supplied. M - Monitor.

*Provided by Fwd Area SIGCEN near Bde Tns.

(Classification)

T-3-3-1



Inclosure 4 (Battalion Radio Nets with BICC) to Appendix 3 (Division Radio Nets) to Annex I (Communications-Electronics) to SOP No 2, 53d Inf Div (Mech).

[illegible]

NCS - Net Control Station, X - Organic Station Capability, M - Monitor

(Classification)

T-3-4-1

(Classification)

Appendix 4 (Division Radio Nets without BICC) to Annex T (Communications-Electronics)
to SOP No 2, 53d Inf Div (Mech).

NET	STATION	Corps Crd (RATT)	Div CG Cmd (FM)	Div Q/I (FM)	Div TCC (AM)	Div Trf Ctrl (FM)	Div Ops/ Intel (RATT)	Div A/L (RATT)	Div GP (RATT)	Div Arty CF (FM)	Div Arty CF 2 (RATT)	Div Br Cmd (FM)	Div Br AD (FM)	Div Air Req (AM)	Div Air Dir (UHF)
STATION	Comand Group														
	Cg		X	M											
	ADC(A)		X	M											
	ADC(B)		X	M											
	C/S Sec		X												
	G1 Sec														
	G2 Sec		X	(S)	(S)										
	TAC CP			(S)											
	G3 Sec														
	Plans			R											
	Cps		NCS	NCS	NCS										
	2-ea VRC-46														
	GRC-106														
	TAC CP		(NCS)	(NCS)	(NCS)(S)										
	G4/DTO		X												
	G5		X												
	VRC-46														
	FSE														
	TAC CP														
	ACS														
	Avn Sec					R*									
	AD Sec														
	VRC-46														
	GRC-106														
	TASE		X												
	4-ea VRC-107		X												
	TAC CP		X												
	C-E Sec		X												
	Engr Sec		X												
	PM Sec		X												
	Hq Cmdt		X												
	VRC-46		X												
	Sig Bn Main		(CS)												
	ATE/Divarty		(S)	(DS)	(DS)	(DS)	(DS)	(S)	(S)	NCS	X				
	DISCOM		X	(DS)	(DS)	(DS)	(DS)	(S)	(S)						
	Bde's		X	X	X	X	(S)	(S)	(S)						
	ACS		X	X	X	X	X	X	X						
	ADA Bn		X	X	X	X	X	X	X						
	Engr Bn		X												
	S&T Bn														
	Maine Bn														
	Med Bn														
	WP Co		X												
	Helicad					NCS									
	FASC's (Bce Tns)							(S)							

NCS - Net Control Station. (NCS) - NCS when TAC CP deployed. (CS) - Corps supplied. (DS) Divarty supplied.
(S) - Signal Bn supplied X - Organic station capability. R - Radio remote location. M - Monitor.
* - Use spare remote from AD Sec to remote Helicad ATC station.

(Classification)

T-4-1

(Classification)

Inclosure 2 (Brigade Radio Nets without BICC) to Appendix 4 (Division Radio Nets) to Annex T (Communications-electronics) to SOP No 2, 53d Inf Div (Mech).

NET	STATION	Div CS Cmd (FM)	Div O/I (FM)	Div TOC (AM)	Div Ops/ Intel (RATT)	Div A/L (RATT)	Div GP (RATT)	Bde Cmd (FM)	Bde Intel (FM)	Bde A/L (FM)	Bde RATT (RATT)	US Arty CF (FM)	USAF Air Reg (FM)	USAF Air Dir (FM)
Command Group	2-aa VRC-46	X						X						
	VRC-47							M		X				
	VRC-48							X		NCS				
	VRC-49							M						
	VRC-50							X						
	VRC-51							X						
	VRC-52							X						
	VRC-53							X						
	2-aa VRC-46		X					X						
	GRC-106			X				X						
	VRC-46							X						
	VRC-49							X						
	3-aa VRC-107							X						
	VRC-47							X						
	VRC-49							X						
Avn Sec	Comm Pit							X						
	Radio Sec				(S)	(S)*	(S)	X			NCS			
	GRC-142							X						
	VRC-46							X						
Battalions								X						
								X						

HCS - Net Control Station. X - Organic station capability. (S) - Signal Bn supplied. M - Monitor. R-Remote.

*Provided by Fwd Area SIGCEN near Bde Tns.

**Use S3 section remote.

(Classification)

T-4-2-1

(Classification)

Inclosure 3 (Battalion Radio Nets without BICC) to Appendix 4 (Division Radio Nets) to Annex T (Communications-Electronics) to SOP No 2, 53 Inf Div (Mech).

NET	Station	Bce Cnd (FM)	Sde Intel (FM)	Sde A/L (FM)	Sde RATT (RATT)	Sn Cmd (FM)	Sn A/L (FM)	Sn Surv (FM)	DS Arty CF (FM)	DS Arty FD (FM)	USAF Air Reg (FM)	USAF Air Dir (LAF)
Command Group	VRC-12/46											
	2-ea VRC-16	X				X	X					
S-74	VRC-47					X	X					
	VRC-46/47			X		X	NCS	M				
S-74	VRC-47		X			X						
	VRC-47	M				X						
S-74	VRC-47	X				NCS						
	VRC-46					X						
LO's	VRC-46					X			X			
	VRC-49					X						
Arty LO/SCC	GRC-160					X						
	2-ea VRC-107					X						
Scout Plt	VRC-12					X					X	
	VRC-47					X						
Mort Plt	VRC-47					X						
	VRC-47					X	M		X			
Recon Sec	VRC-47					X						
	VRC-47					X						
Gnd Surv Sec	VRC-46					X		X				
	VRC-46					X						
C-E Off	VRC-49					X						
	VRC-49				X	X						
Comm Plt	GRC-142											
	VRC-46						X					
HHC Co	VRC-46											
	VRC-46			X								
Spt Plt	VRC-46											
	VRC-46						X					
Med Plt	VRC-64						X					
	VRC-64					X	X					
Companies												
										X		

NCS - Net Control Station. X - Organic Station Capability. M - Monitor, R - Remote.

* Use communications platoon remote.

(Classification)

T-4-3-1

(Classification)

53d Infantry Division (Mech)
Fort Hood, Texas
16 April 1973

Annex U (Aerial Reconnaissance and Surveillance) to SOP No 2.

1. General.

- a. Aerial reconnaissance means available are: Army Aviation under control of Division, Corps and Army; and supporting Tactical Air Force (TAF).
- b. Army aviation performs visual, photographic, infra-red and side-looking airborne radar missions.
- c. TAF supplements Army aviation and is normally employed for (but not limited to) the following type missions.
 - (1) Area search missions over a large area.
 - (2) Missions beyond or at the extreme range of Army aircraft.
 - (3) Missions over targets heavily defended by anti-aircraft weapons.
 - (4) Route reconnaissance of major roads and rivers.
- d. Mission requests will be preplanned to service anticipated requirements for intelligence information; and immediate to service unforeseen current intelligence requirements. Units will plan tactical reconnaissance effort in advance so that maximum number of requests are preplanned missions.

2. Requests.

a. Preplanned.

(1) Requests will be submitted on a Joint Tactical Air Reconnaissance/Surveillance Request. See Appendix 40, Annex Z (Reports). Intermediate headquarters will screen and consolidate requests as necessary. The G2(R&S) further consolidates as many requests as possible to avoid duplication and conserve available sorties. The Corps G2 Air will determine if the mission is to be flown by Army aviation or TAF.

(2) Requesting unit will specify mission priority, time over target (TOT), and latest time information is of value (LT IOV). Additional information regarding the significance of the target will be included in the Special Instructions section.

(3) Daylight missions. Requests to G2(R&S) NLT 1300 hours preceding day.

(4) Night missions. Requests to G2(R&S) NLT 0900 hours same day. Night missions are those flown between EENT and BMNT.

(5) Requests submitted to G2(R&S) using the following means of communications in the order listed: Division TOC Net (SSB-Voice), Division Operations/Intelligence Net (RATT), Courier or Liaison Officer.

(6) Request Numbers. The originating unit will assign a number to each recon request; intermediate HQs will not renumber requests. Request numbers may only be used by a unit once for a given date (e.g. numbers for disapproved requests may not be re-used). Request numbers are in two parts: The first part will be the appropriate Standard Unit Designator (see below) preceded by "R" for reconnaissance; the second part has four numeric digits, the first two show the request sequence number for the day; the last two show the date the mission is to be flown. (Day ends 2400S). Since pre-planned requests are for the following day, the last part normally begins with "01" for the first mission and the date shown is for the next day.

(Classification)

U-1

(Classification)

Anx U (Aerial Recon & Surv) to SOP No 2, 53d Inf Div (Mech)

For example: RCA-0423 represents the fourth recon request of the 1st Bde, 53d Mech Div which is to be flown the 23d of that month.

STANDARD UNIT DESIGNATOR

53d Inf Div (Mech)	CX	1-7 Armor Bn	CL
1st Brigade	CA	1-8 Armor Bn	CM
2d Brigade	CB	1-9 Armor Bn	CN
3d Brigade	CC	53d Div Arty	CO
1-24 Cav Sqdn	CD	1-45 Arty Bn	CP
1-84 Inf Bn	CE	1-46 Arty Bn	CQ
1-85 Inf Bn	CF	1-47 Arty Bn	CR
1-86 Inf Bn	CG	1-48 Arty Bn	CS
1-87 Inf Bn	CH	1-49 Arty Bn	CT
1-88 Inf Bn	CI	53d Engr Bn	CU
1-89 Inf Bn	CJ	Support Command	CV
1-6 Armor Bn	CK	Spares	CW-CZ

(7) Priorities. Following priorities utilized and assigned as appropriate to each mission:

(a) Priority I. Surveillance of enemy units or activities to include nuclear delivery means which would prevent execution of the friendly force mission.

(b) Priority II. Surveillance of enemy units or activities capable of immediate serious interference with the mission and surveillance required in the conduct of current tactical operations.

(c) Priority III. Surveillance of enemy units or activities capable of ultimate serious interference with the mission and the surveillance required to support planned future operations.

(d) Priority IV. Surveillance of enemy units or activities capable of limited interference with the mission; and the surveillance required for administrative and logistical purposes.

b. Immediate.

(1) Requests will be submitted per Appendix 40. Requesting units will make the following notation in the Special Instructions section: (Army aviation if possible).

(2) Requests will be transmitted by the Tactical Air Control Party via the Air Force Request Net directly to the DASC at Corps level. Intermediate headquarters will monitor. Radio silence by these headquarters will denote approval of the request.

(3) Request numbers determined in the same manner as for preplanned missions. Since immediate missions are normally submitted for accomplishment on the day of submission, the numeric portion of the mission number will normally reflect the current date. The first immediate mission submitted (after 2400S) should bear a sequence number following that of the last preplanned mission submitted for that date.

3. Reports.

a. Mission results will be disseminated to the requesting unit in the

(Classification)

(Classification)

Anx U (Aerial Recon & Surv) to SOP No 2, 53 Inf Div (Mech)

form of in-flight spot reports and imagery interpretation reports. Aerial photographs will not normally be sent to requestor unless such need is justified.

b. In-flight report: If included in the request, reports of significant sightings will be transmitted by the pilot to the TACP supporting the requesting unit.

c. Mission Report (MISREP). Spot reports obtained from initial debriefing of pilots performing reconnaissance missions will be transmitted by G2 (R&S) to requestor and other interested units by the most expeditious means.

d. Imagery Interpretation Reports (II Reports). Initial photo read-outs will be sent by G2(R&S) to the requestor by the most expeditious means.

**GRANT
MG**

**Distribution A
Official
/s/Blue
BLUE
G3**

**(Classification)
U-3**

53d Infantry Division (Mech)
Fort Hood, Texas
16 April 1973

Annex Y (Distribution of OPORD and OPLAN) to SOP No 2

Distribution. The following distribution will apply for OPORD and OPLAN prepared by this headquarters.

<u>Addressee</u>	<u>Number of Copies</u>
CG	1
ADC(1)	1
ADC(2)	1
CofS	1
1st Brigade	2
2nd Brigade	2
3rd Brigade	2
Division Artillery	2
Support Command	2
Cavalry Squadron	2
Engineer Battalion	2
Signal Battalion	2
HHC	1
MP Co	1
G1	1
G2	2
G3	5
G4	2
G5	1
FSE	1
TASE	1
ADE	1
ADSO	1
AVNO	1
SURG	1
CHI.	1
AAE	1
ALO	1
PMO	2
Adjacent HQ	2
Higher HQ	3
Alt CP	2
Attached Units	2(each)

(Classification)

Y-1

RPT NO	TITLE	FROM	TO	FREQUENCY	METHOD OF TRANSMISSION	NORMAL PRECEDENCE	REMARKS
1	Spot Report	Sqdn/Bde S2/G3 Div G2/G3	Div G2/G3 Corps G2/G3	As Required	Voicc, RAT	Flash	(App 1)
2	Intelligence Summary	Bde S2 Div G2	Div G2 Corps G2	Daily for pre- ceding 24 hours as of 2400 due to Div NLT 0200 to Corps NLT 0500	RATT	Priority	(App 2)
3	BOMBREP/SHELREP/ MORTREP	Sqdn/Bde S2/S3 Div G2	Div G2 Corps G2	As Required	RATT or Courier	Priority	(App 3)
4	Tactical Interrogation Report	Bde S2 Div G2	Div G2 Corps G2	As Required	RATT or Courier	Priority	(App 4)
5	Agent Report	Div G2	Corps G2 Bde/Sqdn S2	As Required	RATT or Courier	Priority	Spot Report or DA Form 341 Format (App 5)
6	Hostile Air Attack Warning Message	Sighting Unit	Higher and Lower Units.	As Required	AM/TOC Net	Flash	(App 6)
7	Collection Request/EEI	Div G2	Corps G2 Bde/Sqdn S2	As Required	RATT or Courier	Priority	(App 7)
8	Daily Ground Recon/ Surveillance Summary	Bde S2 Div G2	Div G2 Corps G2	Daily to Div NLT EENT. To Corps NLT 2200 hrs	RATT	Priority	(App 8)
9	Daily Aerial Recon/ Surveillance Plan	Div G2	Corps G2	As of 1400 hr daily to Corps NLT 1600 hrs	RATT	Priority	(App 9)
10	Bridge Recon Report (STAMAG 2096)	Bde/Sqdn/Engr Bn S2 Div G2	Div G2 Bde/Sqdn S2, Corps G2	As Required	RATT or Courier	Routine	

Annex Z (Reports) to SOP No 2 - 53d Inf Div (Mech)

RPT NR	TITLE	FROM	Annex Z (Reports) to SOP No 2 - 53d Inf Div (Mech)			METHOD OF TRANSMISSION	NORMAL PRECEDENCE	REMARKS
			TO	FREQUENCY				
11	Ford Recon Report (STANAG 2253)	Bde/Sqdn/Engr Bn S2 Div G2	Div G2 Bde/Sqdn S2, Corps	As Required		RATT or Courier	Routine	(App 10)
12	Airsite Recon Report (STANAG 2095)	Bde/Sqdn/Engr Bn S2 Div G2	Div G2 Bde/Sqdn S2, Corps	As Required		RATT or Courier	Routine	(App 11)
13	NBC 1 Observer Initial Report (STANAG 2103)	Bde/Sqn S2	Div G2	As Required		Fastest Means	Flash	(App 12)
14	NBC 2 Passing Evaluated R.C. Data (STANAG 2103)	Bde/Sqn S2 Div G2	Div G2 Corps G2	As Required		Fastest Means	Flash	(App 13)
15	NBC 3 Immediate Warning of Expected Contamination	CBRE/G2/DIVARTY	All Units	As Required		Fastest Means	Flash	(App 14)
16	NBC 4 Radiation Dose Rate Measurement (STANAG 2103)	Units Detecting and Monitoring	Div G2/CBRE	As Required		Fastest Means	Flash	(App 15)
17	NBC 5 Areas of Contamination (STANAG 2103)	CBRE/G2/DIVARTY	All Units	As Required		Fastest Means	Flash	(App 16)
18	Fallout Metro Message	DIVARTY/Met/ FSE, Div	FSE, Div CBRE, Div	Every 2 hrs during Nuc conditions. As received.		RATT or Courier Courier/Voice	Priority	(App 17) (FM 6-15, DA Form 6-58)
19	Effective Wind Message	CBRE	All Units	Every 2 hrs during Nuclear conditions		RATT or Courier	Priority	(App 17.1)
20	Weather Forecast	Div G2/Wea Det	All Units	Daily as of 0400 and 1600 hrs		RATT or Courier	Routine	(App 18)
21	Weather Advisory	Div G2/Wea Det	All Units	As Required		RATT or Courier	Priority	(App 19)
22	HOTREP	Supporting Unit, Div G2	Div G2, Bde/Bn/Sqn	As Required		Voice, RATT	Flash	(App 20)
23	Inflight Report	Supporting Unit Div G2	Div G2 Bde/Bn/Sqn S2	As Required		Voice	Flash	(App 21)

Annex 2 (Reports) to SOP No 2 - 53d Inf Div (Mech)

RPT NR	TITLE	FROM	TO	FREQUENCY	METHOD OF TRANSMISSION	NORMAL PRECEDENCE	REMARKS
24	Radio Interference Report	Bde S2	Div G2	As Required	Fastest Means	Priority	(App 21.1)
25	Nuclear Accident/ Incident Report	Reporting Unit	Thru Channels To G3	As Required	Fastest Means	Flash	(App 21.2)
26	Periodic Operations Report (STANAG 2014)	Div G3	Corps G3	As Required	RATT, Courier	Priority	Figure H-3 FH 101-5
27	Front Line Trace	Div G3	Corps G3	Twice Daily at 0400 and 1600 hrs	RATT	Priority	(App 22)
28	Operational Situation Report (STANAG 2020)	Bde/Sep Bn/Sqn	Div G3	As of even hour (0 2 hr) due MLT even hr+30.	Voice or RATT	Priority	
29	TACLOGREP (Tactical Logistics Report)	Div G3	Corps G3	Daily as of 2400 hrs - due to Corps MLT 0500	RATT	Priority	(App 23)
30	Task Organization	Bde/Sep Bn/Sqn	Div G3	Daily as of 2400 to Div MLT 0200	RATT	Priority	
31	Reconnaissance of Friendly Minefield (STANAG 2036)	Bde/Sep Bn/Sqn	Div G3	Daily as of 1800 to Div MLT 2100 or as major changes occur	RATT	Priority	(App 24) ASAP after A Major Engagement
32	Report of Intention to Lay Minefield (STANAG 2035)	Div G3	Corps G3	Daily MLT 1500 and as major changes occur	RATT	Priority	(App 25)
33	Report of Initiation of Minefield (STANAG 2036)	Bde S3 Div G3	Div G3 Corps G3	As Required	RATT or Courier	Priority	(App 26)
		Bde S3 Div G3	Div G3 Corps G3	As Required for each minefield	RATT or Courier	Priority	(App 27)
		Bde S3 Div G3	Div G3 Corps G3	As Required for each minefield	RATT or Courier	Priority	(App 28)

Annex 2: (Reports) to SOP No 2 - 53d Inf Div (Mech)

RPT NR	TITLE	FROM	Annex 2- (Reports)	FREQUENCY	METHOD OF TRANSMISSION	NORMAL PRECEDENCE	REMARKS
34	Report of Completion of Minefield (STANAG 2036)	Bde S3 Div G3	Div G3 Corps G3	As Required for each minefield	RATT or Courier	Priority	(App 29) Fwd DA Form 1355 by courier 4, 3 copies
35	Report of Enemy Minefield (STANAG 2036)	Bde S3 Div G3	Div G3 Corps G3	As Required	RATT or Courier	Priority	(App 30)
36	Nuclear Strike Warning (STRIKWARN) (STANAG 2104)	Div G3	All affected units	As Required to Proximity to DGL	Voice, RATT	Flash	(App 31)
37	Unit Radiation Exposure	Bde/Sep Br/Sqn	Div G3	Weekly under Nuc conditions as of 2400 hrs Saturday Due to Div NLT 1200 Sunday. Due to Corps NLT 1600 Sunday	RATT, Courier	Priority	(App 32) (Div Reports to Corps Status of all Maneuver Bn/TF's)
38	Artillery Situation Report	DIVARTY S3 Div G3 (FSE)	Div G3 (FSE) Corps G3 (FSE)	Daily as of 2400 hrs - to Div NLT 0200. to Corps NLT 0500	RATT	Priority	(App 33)
39	Artillery Position Report	Div G3 (FSE)	Corps G3 (FSE)	To Corps twice daily at 0400 and 1600. To Div G3 at 0300 0900, 1500 & 2100 hrs.	RATT	Priority	(App 34)
40	Engineer Situation Report	DIVARTY S3	Div G3 (FSE)	Daily as of 2400 hrs. Due to Div NLT 0200 hrs.	RATT	Priority	(App 35)
41	Airfield/Heliport Location Report	Engr Bn Bde Avn Div Ace	Div G3 Div Ace Corps G3	As Required	RATT or Courier	Priority	(App 36)
42	Aircraft Availability	Avn Co. Cav Sqn, Bde & DIVARTY Flt Sec	Div Ace	Daily as of 1400 hrs to ACE NLT 1600 hrs.	RATT or Courier	Priority	(App 37)

Annex 2 (Reports) to SOP No 2 - 534 Inf Div (Mech)

RPT NR	TITLE	FROM	TO	Annex 2 (Reports)	to SOP No 2 - 534	Inf Div (Mech)	NORMAL PRECEDENCE	REMARKS
					FREQUENCY	METHOD OF TRANSMISSION		
43	Request for Army AVN Support	Bde/Sep Bn/Sqn Div G3	Div ACE Corps G3		As Required	Voice, RATT Courier	Priority	(App 38)
44	Loss of Contact with Friendly Unit	Bde/Sep Bn/Sqn	G3		ASAP	Voice, RATT	Immediate	Spot Report Format
45	Nuclear Accident Report	Bde/IVARTY/Engr Bn	G3		ASAP	Voice	Flash	
46	Joint Tactical Air-strike Request (Preplanned)	Bde/Sep Bn/Sqn	G3		MLT 1500 the day prior	Voice, RATT	Priority	(App 39)
47	Joint Tactical Air-strike Request (Immediate)	Div (G3 Air)	Corps (G3 Air)		MLT 1600 the day prior	RATT/Cour	Priority	
48	Joint Tactical Air-Reconnaissance/surv Request (Preplanned)	Bde/Sep Bn/Sqn	DASC		ASAP	Voice, RATT Courier	Immediate	(App 39)
49	Joint Tactical Air-Reconnaissance/surv Request (Immediate)	Bde/Sep Bn/Sqn	G2 (RAS)		D-MLT 1300 D prior	Voice, RATT Courier	Priority	(App 40)
50	Joint Tactical Airlift Request	Bde/Sep Bn/Sqn	Corps G2 Air		D-MLT 1400 D prior	RATT/Cour	Priority	
51	Periodic Personnel Report (STANAG 2014)	Div G1	DASC		D-MLT 1000 same D	Voice, RATT	Immediate	(App 40)
52	Personnel Daily Summary Report	Bde S1	DT0		ASAP	Voice, RATT Courier	Operational	(App 41)
		Div G1	Corps MCC		As Required	RATT or Courier	Routine	Figure H-1; FM 101-5
		Bde S1	Corps G1		Weekly - as of Saturday 2400. To Corps MLT Sunday 1200	RATT or Courier	Routine	(App 42)
		Div G1	Div G1		Daily for preceeding 24 hrs as of 2400. Due Div MLT 0600 hrs. Due Corps MLT 0900 hrs	RATT or Courier		

Annex 2 (Reports) to SOP No 2 - 53d Inf Div (Mech)

RPT NR	TITLE	FROM	TO	Annex 2 (Reports)	to SOP No 2 - 53d	Inf Div (Mech)	NORMAL PRECEDENCE	REMARKS
					FREQUENCY	METHOD OF TRANSMISSION		
53	Morning Report DA Form 1	All Units	Div AG		Daily for prece- ding 24 hrs as of 2400. Due Div AG MLT 0900 hrs	Courier	Routine	(App 43)
54	Feeder Report	All Units	Div AG		In Lieu of DA Form 1, in active situation	Courier	Routine	(App 44)
55	Spot Strength Report	Bn S1 (thru Bde S1) Div G1	Div G1 Corps G1		When a Bn/TF falls to 70% or less of authorized strength or when atk by nuc weapon.	Voice, RATT	Immediate	(App 45)
56	Casualty Feeder Report DA Form 1156	Div AG	Joint Casualty Verification cen- ter, Field Army		ASAP - MLT 12 hrs after incident	Courier	Immediate	AR 600-10 (App 46)
57	Witness Statement on Individual DA Form 115	Div AG	Joint Casualty Verification cen- ter, Field Army		ASAP	Courier	Immediate	AR 600-10 (App 47)
58	Serious Incident Report	Bde S1 Div G1	Div G1 Corps G1		As Required	RATT or Courier	Priority	(App 48)
59	Straggler Report	Bde S1/PNO Div G1	Div G1 Corps G1		As Required	RATT or Courier	Routine	(App 49)(PNO reports behind Bde rear boundary)
60	Internee Strength	Bde S1/PNO Div G1	Div G1 Corps		Daily for pre- ceding 24 hrs as of 2400. To Div G1 MLT 0800 to Corps MLT 1200.	RATT or Courier	Routine	(App 50) (PNO rpt only Div PW L J6)
61	Discipline, Law and Order Report	Bde S1 Div S1	Div G1 Corps G1		Weekly as of 2400 Sat. To Div MLT 0300 Sun. To Corps MLT 1200 Sun.	RATT or Courier	Routine	(App 51)
62	Graves Registration Status Report	S3 S3 SBT Bn	Div G1, Info:DISCOM S3		Daily as of 2400 hrs Due Div MLT 0800 hrs	RATT or Courier	Routine	(App 51.1)
63	Accident Report	All Units (thru channels)	Div G1		As Required	Courier	Routine	AR 306-40 (DA Form 206)

Annex 2 (Reports) to SOP No 2 - 53d Inf Div (Neab)

RPT NR	TITLE	FROM	TO	FREQUENCY	TRANSMISSION	PRIORITY	FIGURE H-4 FM 101-5
64	Periodic Logistic Report (STANAG 2014)	Div G4	Corps G4	Weekly - as of 2400 hrs Saturday Due to Corps NLT 1600 hrs Sunday	Courier, RATT	Priority	(App 52) (S&T Bn Reports only Bn stocks)
65	Class III Status Report	Bn/TF/Sqdn/Sep Co	53d S&T (POL) INFO: G4, Bde S4, DISCOM S3 G4 Corps G4	Daily as of 0600 hrs. NLT 0900 hrs. To Corps NLT 1200 hrs	Courier, RATT	Priority	(App 53)
66	Class IV Status Report	53d S&T Bn Div G4	Div G4, Info: 53d S&T/DSO, Bde S4 Div G4 Corps G4	As Required	Courier, RATT	Opn'l Immed	(App 54)
67	Class V Status Report	53d S&T Bn (CI IV) Div G4	Div DAO /DISCOM Info: DISCOM S3, G4	Daily as of 2400 hrs. due to DAO NLT 0800 hrs.	RATT	Priority	(App 55) (53d Mt Bn reports top 10 items only to G4) (App 56)
68	Class IX Status Report	Bn/TF/Sep Co	53d Maint Bn/HRO Info: DISCOM S3 Div G4	Daily as of 1200 hrs. Due to 53d MT Bn NLT 1500 hrs. To G4 NLT 2200 hrs	Courier, RATT	Priority	(App 57)
69	Combat Vehicle Status Report	53d Maint Bn Bn/TF/Sep Co	Div G4 Info: Div G3	Daily as of 1800 hrs. Due to Div NLT 2200 hrs.	Courier, RATT	Priority	(App 58)
70	Major Item of Equipment Status	Bn/TF/Sep Co	Div G4 Info: DISCOM	Daily as of 1800 hrs. Due to Div NLT 2300 hrs.	Courier, RATT	Priority	(App 59)
71	Critical Items Status Report	Div G4	Corps G4 Info: DISCOM, 1st COSCOM	Daily as of 1800 hrs. Due to Corps NLT 0400 hrs	RATT	Priority	TM 38-750 (App 59.1)
72	Spot Loss Report	Bde/Bn/Sep Co	S&T Bn /DSO/ Info: Div G4	As Required	RATT, Courier	Routine	
73	Material Readiness Report (DA Form 2406)	Assigned and Attached Units. Bde Units thru Bde S4, DISCOM Units thru DISCOM S4	DS Maint Bn Info: Div G4	As Required by TM 38-750	Courier	Routine	

Annex Z (Reports) to SOP No 2 - 53d Inf Div (Mech)

PT	TITLE	FROM	TO	FREQUENCY	METHOD OF TRANSMISSION	NORMAL PRECEDENCE	REMARKS
74	Bn/Bde Trains Location Report	Bde S4 Div G4	DISCOM S3 INFO: G4, COSCOM	Daily at 0600 hrs and as changes occur. COSCOM NLT 0800 hrs.	RATT, Courier	Routine	(App 60)
75	Support Location Report	DISCOM S3	Div G4 Info: 1st COSCOM	Daily at 0600 hrs and as changes occur. COSCOM NLT 0800 hrs.	RATT, Courier	Routine	(App 61)
76	Request for Convoy Clearance	Bde/DIVARTY/DISCOM DIO	DTO Corps MCC	As Required	RATT, Courier	Priority	(App 62)
77	AERO MEDEVAC Request (STANAG 2077)	Bn/Sep Co Med Bn	Med Bn Area MEDEVAC Cont	As Required	Voice	Priority	(App 63)
78	Request for Aerial Resupply	Bn/Sep Co DIO	DTO, INFO: G4 Corps MCC	As Required	Voice, RATT	Priority	(App 64)
79	Aerial Resupply Follow-up	Bn/Sep Co (thru Bde S4)	DTO Info: G4	As Required	Courier, RATT	Routine	(App 65)
80	Maintenance Float Status	Maint Bn	Div G4	Daily - as of 1800 hrs. Due to Div NLT 2100 hrs	Courier, RATT	Routine	(App 66)
81	Periodic Civil Affairs (STANAG 2104)	Div G5	Corps G5	Weekly - as of 2400 hrs Saturday Due to Corps NLT 1600 hrs Sunday.	Courier, RATT	Routine	Figure H-5, FM 101-5

APPENDIX 1 (SPOT REPORT) to ANNEX Z (REPORTS) to SOP No 2

SPOT REPORT - JOURNAL SOURCE MESSAGE FORM

FROM _____ TO _____ MEANS _____ DATE/TIME _____

A. (Time of Incident): _____

B. (Reporting Unit): _____

C. (Activity): _____

D. (Est Enemy Str): _____

E. (Location of Enemy Elem): _____

(Grid)

F. Friendly Action): _____

G. (Results): Enemy _____

Friendly: _____

H. Evaluation: A B C D E F

1 2 3 4 5 6

ACTION: _____ TROOPS _____ STAFF _____ MAP _____ JOURNAL _____

	TROOPS		STAFF
Corps	1st Bde	C/S	ADA
52d Div	2d Bde	X0	FSE
23d Armd	3d Bde	G1	AVN
Div	1-24 Cav	G2	Engr
Div	D/Arty	G3	Sig
201 ACR	DISCOM	G4	CML
	LNO	G5	PM
	LNO	AG	SJA
	LNO	FIN	TRANS
		IG	DAO

ADMIN CONTROL
Initials

Action Officer _____

Map Poster _____

Journal Clerk _____

Journal Number _____

Appendix 2 (Intelligence Summary) to Annex Z (Reports) to SOP No 2

JOINT MESSAGEFORM						SECURITY CLASSIFICATION	
						(Classification)	
PAGE	CHAPTER OR RELEASED TIME	PAGE TYPE ACT	INFO	CLASS	CIC	FOR MESSAGE CENTER, COMMUNICATIONS CENTER ONLY	
1 OF 2	0902355	PP	RR			DATE - TIME	MO/HR/YR
BOOK		MESSAGE HANDLING INSTRUCTIONS					
<p>FROM: CG, 53D MECH DIV/G2/</p> <p>TO: CG, I CORPS/G2/</p> <p>INFO: CG, 52D MECH DIV/G2/</p> <p>CG, 54TH MECH DIV/G2/</p> <p>CG, 23D ARMOR DIV/G2/</p> <p>CO, 1ST BDE, 53D MECH DIV/S2/</p> <p>CO, 2D BDE, 53D MECH DIV/S2/</p> <p>CO, 3D BDE, 53D MECH DIV/S2/</p> <p>CO, 1-24TH CAV SQDN/S2/</p> <p style="text-align: center;">* * * *</p> <p>BT</p> <p>CLASSIFICATION</p> <p>SUBJECT: INTSUM 53-312-7 ending 082400S Nov _____</p> <p>Para Three (Summary of EN activity for period)</p> <p>Para Three ALPHA (Ground activity)</p> <p>Para Three BRAVO (Trace of forward elements).</p> <p>Para Three CHARLIE (Potential targets for nuclear weapons).</p> <p>Para Three DELTA (Nuclear activity).</p> <p>Para Three ECHO (CBR Activity).</p> <p>Para Three FOXTROT (Air Activity).</p>							
<p>0</p> <p>5</p> <p>4</p> <p>3</p> <p>2</p> <p>1</p> <p>0</p>							
<p>0</p> <p>DATE: _____</p> <p>TIME: _____</p> <p>PLACE: _____</p> <p>NAME: _____</p> <p>TITLE: _____</p> <p>OFFICE: _____</p> <p>PHONE: _____</p> <p>SPECIAL INSTRUCTIONS</p>							
<p>L.M. HAJZKI, CPT, MI, ASST G2</p> <p>P. RETRAC, LTC, MI, G2</p> <p>/s/P. Retrac</p>						<p>SECURITY CLASSIFICATION</p> <p>(Classification)</p> <p>DATA TIME GROUP</p>	

Appendix 2 (Intelligence Summary) to Annex Z (Reports) to SOP No 2

JOINT MESSAGEFORM						SECURITY CLASSIFICATION (Classification)			
PAGE	NUMBER OF PAGES	PRECEDENCE	CLASS	CIC	FOR MESSAGE CENTER COMMUNICATIONS CENTER ONLY				
2	2	1			DATE	TIME	MONTH	YR	
BOOK		MESSAGE HANDLING INSTRUCTIONS							
<p>FROM:</p> <p>TO:</p> <p>Para Three GOLF (Other; New tactics, counter intel, etc).</p> <p>Para Four (En personnel and equipment losses).</p> <p>Para Four ALPHA (Personnel KIA).</p> <p>Para Four BRAVO (PW).</p> <p>Para Four CHARLIE (Equip destroyed or captured)</p> <p>Para Five (New obstacles and barriers).</p> <p>Para Six (Administrative activities).</p> <p>Para Seven (New identifications)</p> <p>Para Seven ALPHA (Units).</p> <p>Para Seven BRAVO (Personalities).</p> <p>Para Eight (Enemy movements).</p> <p>Para Nine (Estimates of number and type of vehicles).</p> <p>Para Ten (Weather and terrain conditions).</p> <p>Para Eleven (Brief discussion of enemy capabilities and vulnerabilities always included).</p> <p>Para Twelve (Conclusions - <u>always included</u>).</p> <p>BT</p> <p>GPX</p> <p>NOTE: In electrical/msg INTSUM, include only paragraphs in which there is something to report, except for Paras 11 and 12, which are always included.</p>									
SPECIAL INSTRUCTIONS									
TELETYPE NAME, FIELD, OFFICE SYMBOL, AND PHONE					SECURITY CLASSIFICATION (Classification)				
					DATE TIME GROUP				

Appendix 3 (SHELREP/MORTREP/BOMBREP) to Annex Z (Reports) to SOP No 2

JOINT MESSAGEFORM						SECURITY CLASSIFICATION (Classification)	
PAGE	DATE/TIME	PRECEDENCE	CLASS	CIC	FOR MESSAGE CENTER-COMMUNICATIONS CENTER ONLY		
1 of 1	082215S	PP			DATE-TIME	PRECEDENCE	
BOOK MESSAGE HANDLING INSTRUCTIONS							
<p>FROM: CO, BDE, 53D MECH DIV/S2/</p> <p>TO: CG, 53D MECH DIV/G2/</p> <p>BT</p> <p>Classification</p> <p>SUBJECT: (SHELREP)(MORTREP)(BOMBREP) (State which)</p> <ul style="list-style-type: none"> a. (Unit call sign) *b. (Observer position-coordinates) c. (Direction-measured from grid North)(degrees/mils-specify) d. (Time from) e. (Time to) *f. (Point of impact)(Coordinates or azimuth and distance) g. (Number of guns, tubes, acft)(if known) **h. (Nature of fire)(Harassing, concentration, registration, etc) i. (Number, type, caliber of projectile)(Measured or estimated) **j. (Flash-bang time) *k. (Damage) <p>BT</p> <p>GPX</p> <p>* * * *</p> <p>*Item b,f, and k should be encoded.</p> <p>**Item h and j not applicable for acft attack.</p>							
D. DIGGER, CPT, ASST S2							
TYPED NAME, TITLE, OFFICE SYMBOL AND PHONE				SECURITY CLASSIFICATION			
I.C. ALL, MAJ, S2				(Classification)			
/s/I.C. All				DATE-TIME GROUP			

173

REPLACES FORM 173, 1 JUL 64, WHICH WILL BE USED.

1. GPO: 1957-431-021/1117

Appendix 4 (Tactical Interrogation Report) to Annex Z (Reports) to SOP No 2.

JOINT MESSAGEFORM						SECURITY CLASSIFICATION (CLASSIFICATION)			
PAGE	DRAFTER OR RELAYER TIME	PRIORITY ACT INFO	LMP	CLASS	CIC	FOR MESSAGE CENTER/COMMUNICATIONS CENTER ONLY			
						DATE - TIME	MONTH	YEAR	
1 OF 2		PP RI							
BOOK MESSAGE HANDLING INSTRUCTIONS									
<p>FROM: CG, 53D MECH DIV/G2</p> <p>TO: CG, 1ST U.S. CORPS/G2</p> <p>INFO: CG, 2D BDE, 53D MECH DIV</p> <p>BT</p> <p>CLASSIFICATION</p> <p>IPU</p> <p>SUBJECT: Tactical Interrogation Report</p> <p>NAME OF SOURCE: _____ REPORT NO: _____</p> <p>CATEGORY: A B C D (Circle one) INTERROGATOR: (Name, Rank) _____</p> <p>INTERROGATION SERIAL NO: _____ DATE/TIME: (Of Interrogation) _____</p> <p>LANGUAGE USED: _____</p> <p>INTERPRETER: _____</p> <p>MAPS USED: (Complete Map Reference) _____</p> <p>PART I. ADMINISTRATIVE</p> <p>A. PERSONAL PARTICULARS OF SOURCE:</p> <ol style="list-style-type: none"> 1. Rank, Full Name, and SN: 2. Date and Place of Birth: 3. Nationality: 4. Languages and Proficiency: 5. Unit, Formation, Or Organization: <p>B. CAPTURE DATA (From Captive Tag)</p> <ol style="list-style-type: none"> 1. Date/Time: 2. Place: 3. Capturing Unit: 4. Circumstances: <p>C. DOCUMENTS/EQUIPMENT</p> <ol style="list-style-type: none"> 1. List of Documents: 2. Details of Money and Valuables: 3. Personal Equipment: 4. Weapons: <p>DATE: _____</p> <p>DRAFTER TYPED NAME, TITLE, OFFICE SYMBOL AND PHONE: _____</p> <p>SPECIAL INSTRUCTIONS: _____</p> <p>TYPED NAME, TITLE, OFFICE SYMBOL AND PHONE: _____</p> <p>SIGNATURE: _____</p> <p>SECURITY CLASSIFICATION (CLASSIFICATION)</p>									

DD FORM 173

REPLACES DD FORM 173, 1 NOV 63 AND DD FORM 173-4, 1 NOV 63, WHICH ARE OBSOLETE.

Appendix 4 (Tactical Interrogation Report) to Annex Z (Reports) to SOP No

JOINT MESSAGEFORM						SECURITY CLASSIFICATION (CLASSIFICATION)			
PAGE	DRFTER OR RELEASED TIME	PRIORITY ACT	INFO	LMF	CLASS	CC	FOR MESSAGE CENTER/COMMUNICATIONS CENTER ONLY		
2 OF 2		PP	RR				DATE - TIME	MONTH	YR
							161430G		
MESSAGE HANDLING INSTRUCTIONS									
<p>PART II. INFORMATION OBTAINED:</p> <p>A. COMPOSITION (List organization and strength (men, weapons, and equipment) of units known to source.)</p> <p>B. DISPOSITIONS (List location (six-digit coord) of all units, CP,OP,LP, deployments, boundaries, patrol routes, minefields, barriers, obstacles, crew served wps, supply depots, and aid stations known to source.)</p> <p>C. MISSIONS (List all present and future missions known to source-- include source's mission at time of capture.)</p> <p>D. LOGISTICS (List type, quantity, quality, and distribution methods of ammo, food, water, PGI, clothing, and other QM items for source's unit and for other units known to source.)</p> <p>E. MISCELLANEOUS (List all information which could not be included logically in previous paragraphs. This paragraph should include, but not be limited to the following. losses, replacements, tactics, training, morale, challenges and passwords, code names, code numbers, and personalities.)</p> <p>PART III. REMARKS:</p> <p>A. ASSESSMENT OF SOURCE (Interrogator's assessment of source's intelligence, experience, and reliability. List discrepancies/contradictions noted during interrogation.)</p> <p>B. DISCUSSION OF INTERROGATION TECHNIQUE (Describe specialist knowledge. Describe techniques used to gain cooperation of source.)</p> <p>C. RECOMMENDATIONS FOR FURTHER INTERROGATION (Submit recommendations for disposition and further interrogation.)</p> <p>BT CXX</p> <p>ENSTR</p>									
DRFTER TYPED NAMED, TITLE, OFFICE SYMBOL AND PHONE						SPECIAL INSTRUCTIONS			
TYPED NAME, TITLE, OFFICE SYMBOL AND PHONE									
SIGNATURE									
						SECURITY CLASSIFICATION (CLASSIFICATION)			

DD FORM 173 REPLACES DD FORM 172, 1 NOV 63 AND DD FORM 173-1, 1 NOV 63, WHICH ARE OBSOLETE.

Appendix 5 (Hostile Air Attack Warning Message)
to Annex Z (Reports) to SOP No 2 - 53d Inf Div
(Mech)

JOINT MESSAGEFORM							SECURITY CLASSIFICATION (Classification)	
PAGE	ORIGINATOR OR RELEASE TIME	PRIORITY	CLASS	CIC	FOR MESSAGE CENTER/COMMUNICATIONS CENTER ONLY			
I of 1	22				DATE	TIME	MONTH	YEAR
BOOK								
MESSAGE HANDLING INSTRUCTIONS								
<p>FROM: CO, TF 1-6</p> <p>TO: CO, 2d BDE, 53d MECH DIV</p> <p>BT</p> <p>Classification</p> <p>SUBJECT: Air Defense Warning</p> <p>(Message transmitted by voice when enemy aircraft are observed or an airstrike is in progress by any unit.)</p> <p><u>AIR DEFENSE WARNING RED</u></p> <p>A. (size) 1 enemy aircraft</p> <p>B. (activity) sighted or attacking</p> <p>C. (grid) 4 or 6 digit coordinates</p> <p>D. (direction of flight) 185 degrees</p> <p>E. (altitude) 800 feet</p> <p>("Relay this message to subordinate units - do not answer - out")</p> <p>BT</p>								
DISTR:								
<p>U.I. HHTT, CFC, ARM, ASSC S3</p> <p>G.O. RZDP, "AV", ARM, S3</p>					SPECIAL INSTRUCTIONS			
SIGNATURE					SECURITY CLASSIFICATION (Classification)		LATE TIME GROUP	

DD FORM 173

REPLACES DD FORM 173, 1 JUL 60, WHICH WILL BE USED.

1. GPO 1974-501 1137

7-5-1

Appendix 6. (Collection Request/EEI) to Annex Z (Reports) to SOP No 2

JOINT MESSAGE FORM						SECURITY CLASSIFICATION	
PAGE	OPERATOR RELEASE TIME	PRECEDENCE ACT	IMP	CLASS	CIC	FOR MESSAGE CENTER/COMMUNICATIONS CENTER ONLY	
1 of 1	081930S	00				DATE - TIME	ASSTG YR
BOOK		MESSAGE HANDLING INSTRUCTIONS					
<p>FROM: CG, 53d MECH DIV/G2</p> <p>TO: CO, 1st BDE, 53d MECH/S2 CO, 2d BDE, 53d MECH/S2 CO, 3d BDE, 53d MECH/S2 CO, 53d DIVARTY/S2 CO, 236 MI CO</p> <p>BT</p> <p>CLASSIFICATION</p> <p>SUBJECT: Collection Request/EEI</p> <ol style="list-style-type: none"> 1. DTG of Levy 2. Collection Priority 3. Expiration/NLT Time 4. Coordinates of Target Area 5. Specific Collection Request 6. Reporting Instructions <p>BT</p> <p>GPX</p>							
DISTR:							
DPAFTER TYPED NAME, TITLE, OFFICE SYMBOL, PHONE & DATE						SPECIAL INSTRUCTIONS	
C.N. DAGGAR, MAJ, MI, ASST G2							
TYPED NAME, TITLE, OFFICE SYMBOL AND PHONE							
S.N. SPOOK, LTC, INF, G2							
SIGNATURE						SECURITY CLASSIFICATION	
S/S.N. Spook						CLASSIFICATION	
						DATE TIME GROUP	

DD FORM 173 1 DEC 70

REPLACES DD FORM 173, 1 JUL 48, WHICH WILL BE USED.

12 APR 1971 431-071/1137

Appendix 7 (Daily Ground Recon/Surveillance Summary) to Annex Z (Rpts) to SOP No2

JOINT MESSAGEFORM						SECURITY CLASSIFICATION (Classification)																																																							
PAGE	SHOOTER OR RECEIVER TIME	PRECEDENCE A I INFO	LMF	CLASS	CIC	FOR MESSAGE CENTER/COMMUNICATIONS CENTER ONLY DATE - TIME MONTH/YS																																																							
1 of 1	082030S	PP RR																																																											
BOOK	MESSAGE HANDLING INSTRUCTIONS																																																												
<p>FROM: CG, 53D MECH DIV/G2/</p> <p>TO: CG, I CORPS/G2/</p> <p>INFO: CG, 54TH MECH DIV/G2/</p> <p>CG, 52D MECH DIV/G2/</p> <p>CO, 1ST BDE, 53D MECH DIV/S2/</p> <p>CO, 2d BDE, 53D MECH DIV/S2/</p> <p>BT</p> <p>CLASSIFICATION</p> <p>SUBJECT: Daily Ground Recon/Surveillance Summary No 77.</p> <p>1. Dismounted Patrols</p> <table border="1"> <thead> <tr> <th></th> <th>1st Bde</th> <th>2d Bde</th> <th>3d Bde</th> <th>1-24 Cav</th> <th>Other</th> </tr> </thead> <tbody> <tr> <td>Combat</td> <td>2</td> <td>1</td> <td>-</td> <td>-</td> <td>-</td> </tr> <tr> <td>Recon</td> <td>1</td> <td>2</td> <td>-</td> <td>-</td> <td>-</td> </tr> <tr> <td>LP/OP</td> <td>7</td> <td>9</td> <td>3</td> <td>2</td> <td>6</td> </tr> <tr> <td>Ambush</td> <td>3</td> <td>4</td> <td>-</td> <td>-</td> <td>-</td> </tr> </tbody> </table> <p>2. Surveillance Radars (Employed/Auth)</p> <table border="1"> <thead> <tr> <th></th> <th>6/16</th> <th>7/12</th> <th>5/6</th> <th>2/3</th> <th>1/1</th> </tr> </thead> <tbody> <tr> <td>AN/PPS-5</td> <td>-</td> <td>-</td> <td>-</td> <td>-</td> <td>-</td> </tr> <tr> <td>AN/TPS-25</td> <td>-</td> <td>-</td> <td>-</td> <td>-</td> <td>-</td> </tr> <tr> <td>AN/MPQ-4A</td> <td>-</td> <td>-</td> <td>-</td> <td>-</td> <td>-</td> </tr> </tbody> </table> <p>BT</p> <p>GPX</p>									1st Bde	2d Bde	3d Bde	1-24 Cav	Other	Combat	2	1	-	-	-	Recon	1	2	-	-	-	LP/OP	7	9	3	2	6	Ambush	3	4	-	-	-		6/16	7/12	5/6	2/3	1/1	AN/PPS-5	-	-	-	-	-	AN/TPS-25	-	-	-	-	-	AN/MPQ-4A	-	-	-	-	-
	1st Bde	2d Bde	3d Bde	1-24 Cav	Other																																																								
Combat	2	1	-	-	-																																																								
Recon	1	2	-	-	-																																																								
LP/OP	7	9	3	2	6																																																								
Ambush	3	4	-	-	-																																																								
	6/16	7/12	5/6	2/3	1/1																																																								
AN/PPS-5	-	-	-	-	-																																																								
AN/TPS-25	-	-	-	-	-																																																								
AN/MPQ-4A	-	-	-	-	-																																																								
<p>DATE: 10/1/73</p> <p>BY: V.I. LUCAS, MAJ, MI, G2 R&S</p> <p>TYPE: NAME, TITLE, OFFICE SYMBOL AND PHONE</p> <p>P.J. RETRAC, LTC, MI, G2</p> <p>DATE: 10/1/73</p> <p>SECURITY CLASSIFICATION (Classification)</p> <p>DATE THIS GROUP</p>																																																													

DD FORM 173

REPLACES DD FORM 173, 1 JUL 68, WHICH WILL BE USED.

1. GPO: 1971-601-0717-57

Appendix 8 (Daily Air Recon/Surveillance Plan) to Annex Z (Reports) to SOP No.

JOINT MESSAGEFORM						SECURITY CLASSIFICATION (Classification)																									
PAGE 1 OF 1	ORIGINATOR OR RELEASE TIME 091430S	PRIORITY ACT PP	IR O RR	AMP	CLASS	CIC	FOR MESSAGE CENTER/COMMUNICATIONS, ENTER ONLY DATE - TIME MONTH YEAR																								
BOOK MESSAGE HANDLING INSTRUCTIONS																															
<p>FROM: CG, 53D MECH DIV/G2/</p> <p>TO: CG, I CORPS/G2 AIR/</p> <p>INFO: CO, 1ST BDE, 53D MECH DIV/S2/</p> <p>CO, 2D BDE, 53D MECH DIV/S2/</p> <p>CO, 3D BDE, 53D MECH DIV/S2/</p> <p>BT</p> <p>CLASSIFICATION</p> <p>SUBJECT: Daily Aerial Recon/Surveillance Plan Nr 77</p> <table border="1"> <thead> <tr> <th></th> <th>MSN NR</th> <th>START TIME</th> <th>C.O.M. GRID</th> </tr> </thead> <tbody> <tr> <td>1. Photo</td> <td>RCX0209</td> <td>091700S</td> <td>PL 0525</td> </tr> <tr> <td></td> <td>RCX0110</td> <td>100710S</td> <td>PL 2024</td> </tr> <tr> <td>2. Visual</td> <td>****</td> <td>****</td> <td>*****</td> </tr> <tr> <td>3. INFRARED</td> <td>RCX0309I</td> <td>092300S</td> <td>PL 1526</td> </tr> <tr> <td>4. SLAR/MTI</td> <td>****</td> <td>****</td> <td>*****</td> </tr> </tbody> </table> <p>BT</p> <p>GPX</p>									MSN NR	START TIME	C.O.M. GRID	1. Photo	RCX0209	091700S	PL 0525		RCX0110	100710S	PL 2024	2. Visual	****	****	*****	3. INFRARED	RCX0309I	092300S	PL 1526	4. SLAR/MTI	****	****	*****
	MSN NR	START TIME	C.O.M. GRID																												
1. Photo	RCX0209	091700S	PL 0525																												
	RCX0110	100710S	PL 2024																												
2. Visual	****	****	*****																												
3. INFRARED	RCX0309I	092300S	PL 1526																												
4. SLAR/MTI	****	****	*****																												
DISTR:																															
ORIGINATOR TYPE, NAME, TITLE, OFFICE SYMBOL, PHONE & DATE V.I. LUCAS, MAJ, MI, G2 R&S				SPECIAL INSTRUCTIONS																											
TYPED NAME, TITLE, OFFICE SYMBOL AND PHONE P.T. RETRAC, LTC, MI, G2				SECURITY CLASSIFICATION (Classification)																											
SIGNATURE /s/P.R. Retrac				DATE TIME GROUP																											

DD FORM 173

REPLACES DD FORM 173, 1 JUL 61, WHICH WILL BE USED.

W 500-107-011-011/1127

Appendix 9 (Bridge Recon Report) to Annex Z (Reports) to SOP No 2

JOINT MESSAGEFORM						SECURITY CLASSIFICATION (Classification)			
PAGE	ORIGINATOR MESSAGE TIME	PRECEDENCE PRIORITY	INFO	CLASS	CIC	FOR MESSAGE CENTER/COMMUNICATIONS CENTER ONLY DATE - TIME MONTH YEAR			
1 OF 1	081830S	RR							
BOOK	MESSAGE HANDLING INSTRUCTIONS								
<p>FROM: CO, 53d ENGR BN/S2/</p> <p>TO: CG, 53d MECH DIV/G2/</p> <p>BT</p> <p>CLASSIFICATION</p> <p>SUBJECT: Bridgrec Nr *****</p> <p>ALPHA - Map Sheet(s)</p> <p>BRAVO - DTG Info Collected</p> <p>CHARLIE - Location (UTM Grid)</p> <p>DELTA - Type Bridge (Para 2-58, FM 5- 36)</p> <p>ECHO - Single Flow Classification</p> <p>FOXTROT - Double Flow Classification</p> <p>GOLF - Physical Condition of Bridge</p> <p>HOTEL - Minimum width of traveled way</p> <p>INDIA - Overhead clearance</p> <p>JULIET - By-passes</p> <p>KILO - Other significant information</p>									
6 5 4 3 2 1 0	<p>BT</p> <p>GPX</p>								
DISP									
0									
UNCLASSIFIED, EXCEPT WHERE SHOWN OTHERWISE, DATE						SPECIAL INSTRUCTIONS			
C.R. SHOVEL, CPT, CE, S2									
TYPED NAME, TITLE, OFFICE SYMBOL AND PHONE									
I.D. DOZER, MAJ, CE, XO									
SIGNATURE /s/I.D. Dozer						SECURITY CLASSIFICATION (Classification)		DATE TIME GRD	

DD FORM 173

REPLACES DD FORM 173, 1 JUL 69, WHICH WILL BE USED.

1. GPO: 1971-0-173/1137

Appendix 10 (Ford Recon Report) to Annex Z (Reports) to SOP No 2

JOINT MESSAGEFORM						SECURITY CLASSIFICATION (Classification)	
PAGE	SPARTAN OR RELEASE TIME	MESSAGE ID	LMF	CLASS	CIC	FOR MESSAGE CENTER/COMMUNICATIONS CENTER ONLY DATE - TIME MONTH YEAR	
1 OF 1	081830S	RR	RR				
BOOK MESSAGE HANDLING INSTRUCTIONS							
<p>FROM: CO, 1ST BDE, 53D MECH DIV/S2/</p> <p>TO: CG, 53d MECH DIV/G2/</p> <p>INFO: CO, 53D ENGR BN/S2/</p> <p>BT</p> <p>CLASSIFICATION</p> <p>SUBJECT: FORDREP Nr YYY</p> <p>ALPHA - Map Sheet(s)</p> <p>BRAVO - DTG Info Collected</p> <p>CHARLIE - Location (UTM Grid)</p> <p>DELTA - Minimum width</p> <p>ECHO - Maximum depth</p> <p>FOXTROT - Stream Velocity (meters/sec)</p> <p>GOLF - Type of bottom</p> <p>HOTEL - Max percent slope on bank exits and entrances</p> <p>INDIA - Military load classification</p> <p>JULIET - Other info</p> <p>BT</p> <p>GPX</p>							
DISTR:							
<p>SHORTENED FIELD NO. TITLE, OFFICE SYMBOL, PHONE & DATE</p> <p>M.A. SEERT, CPT, MT, S2</p>						SPECIAL INSTRUCTIONS	
<p>TYPED NAME, TITLE, OFFICE SYMBOL AND PHONE</p> <p>R.U. HARD, MAJ, INF, XO</p>						SECURITY CLASSIFICATION (Classification)	
SIGNATURE /s/R.U. Hard						DATE TIME GROUP	

DD FORM 173

REPLACES DD FORM 173, 1 JUL 65, WHICH WILL BE USED.

12 SEP 1971 (31-071/173)

Z-10-1.

Appendix J1 (Airsite Recon Report) to Annex Z (Reports) to SOP No 2

JOINT MESSAGE FORM						SECURITY CLASSIFICATION			
DATE	ORIGINATOR RELEASE TIME	PRECEDENCE	LVF	CLASS	CIC	FOR MESSAGE CENTER/COMMUNICATIONS CENTER ONLY			
1 OF 1	081800S	RR				DATE - TIME	MONTH	YEAR	
BOOK		MESSAGE HANDLING INSTRUCTIONS							
<p>FROM: CO, 1-24 CAV SQDN/S2</p> <p>TO: CG, 53d MECH DIV/G2</p> <p>BT</p> <p>CLASSIFICATION</p> <p>SUBJECT: AIRSITEREP NUMBER 312-2</p> <p>Alpha - (map sheets)</p> <p>Bravo - (DTG Info was collected)</p> <p>Charlie - (Location - UTM Grid)</p> <p>Delta - (Dimension of Facility)</p> <p>Echo - (Type and condition of Facility)</p> <p>Foxtrot - (Additional information)</p> <p>BT</p> <p>GPX</p>									
DISTR:									
CHAPTER 1: NAME, TITLE, OFFICE SYMBOL, PHONE & DATE U.O. COVER, CPT, AR, S2						SPECIAL INSTRUCTIONS			
CHAPTER 2: NAME, TITLE, OFFICE SYMBOL AND PHONE W.T. GATE, MAJ, AR, XO						SECURITY CLASSIFICATION CLASSIFICATION			
CHAPTER 3: SIGNATURE S/ W.T. Gate						DATE TIME GROUP			

DD FORM 173

REPLACES DD FORM 173, 1 JUL 66, WHICH WILL BE USED.

12 GPO: 1971-481-071/1127

Z-11-1

Appendix 12 (NBC 1-Observers Initial Report) to Annex Z (Reports)
to SOP No 2.

JOINT MESSAGEFORM						SECURITY CLASSIFICATION (CLASSIFICATION)			
PAGE	DRAFTER OR RELEASE TIME	PRIORITY ACT INFO	LMF	CLASS	CIC	FOR MESSAGE CENTER/COMMUNICATIONS CENTER ONLY			
1 of		ZZ				DATE - TIME	MONTH	YEAR	
BOOK MESSAGE HANDLING INSTRUCTIONS									
<p>FROM CO, 1-89th MECH BN/S2-CBRE/ TO CO, 3d BDE, 53d MECH DIV/S2-CBRE/</p> <p>BT CLASSIFICATION</p> <p>SUBJECT: NBC 1 (NUCLEAR) (Observers Initial Report)</p> <p>Type of Report NBC 1 (Nuclear)</p> <p>A. Strike serial number B. LB 196400 C. Direction measured clockwise from grid or magnetic north (state which) of the attack from observer (degrees or mils, state which) C. Grid 060 degrees D. Date/time of detonation (local or ZULU, state which) D. 201405 local E. Illumination time (seconds) F. Location of attack (UTM or place)(actual or estimated, state which) G. Means of delivery, if known H. Type of burst--air, surface, or unknown (state which)- including height, if known H. Surface J. Flash-to-bang time (seconds) J. 60 K. Crater present or absent and diameter, if known (meters) L. Nuclear burst cloud width measured at 5 minutes after the detonation (degrees or mils, state which) L. 100 mils M. Stabilized cloud-top angle and/or cloud-bottom angle (state which) or cloud-top height and/or cloud-bottom height (state which) measured at H + 10 minutes (mils, degrees, meters, or feet--state which)</p> <p>BT GPX</p>									
<p>DRAFTER TYPED NAME, TITLE, OFFICE, DOL AND PHONE</p> <p>I. SAHIT, CPT, INF, S2</p> <p>TYPED NAME, TITLE, OFFICE SYMBOL AND PHONE</p> <p>N.O. KIDDING, MAJ, INF, XO</p> <p>SIGNATURE</p> <p>A/N.O. Kidding</p> <p>SPECIAL INSTRUCTIONS</p> <p>SECURITY CLASSIFICATION (CLASSIFICATION)</p>									

DD FORM 173 JUL 68 REPLACES DD FORM 173, 1 NOV 67 AND DD FORM 173-1, 1 NOV 68, WHICH ARE OBSOLETE.

Appendix 13 (NBC 2-Passing Evaluated NBC Data) to Annex Z to SOP No 2.

JOINT MESSAGEFORM						SECURITY CLASSIFICATION (CLASSIFICATION)			
PAGE	DRAFTER OR RELEASE TIME	PRIORITY	INFO	CLASS	CIC	FOR MESSAGE CENTER/COMMUNICATIONS CENTER ONLY			
1 of 1	00					DATE - TIME	MONTH	YEAR	
BOOK MESSAGE HANDLING INSTRUCTIONS									
<p>FROM: CO, 3d BDE, 53d MECH DIV/S2-CBRE/ TO: CG, 53d MECH DIV/CHEM/</p> <p>BT CLASSIFICATION</p> <p>SUBJECT: NBC 2 (NUCLEAR) (Report used for passing evaluated data)</p> <p>Type of Report NBC 2 (Nuclear)</p> <p>A. Strike serial number A. 24</p> <p>D. Date/time of detonation (local or ZULU, state which) D. 201405 local</p> <p>F. Location of attack (UTM or place) (actual or estimated, state which) F. LB 187486 actual</p> <p>G. Means of delivery, if known</p> <p>H. Type of burst--air, surface, or unknown (state which)- H. Surface including height, if known</p> <p>N. Estimated yield (KT) H. 3</p> <p>BT GPX</p>									
<p>DESTROY</p>									
<p>DRAFTER TYPED NAME, TITLE, OFFICE SYMBOL AND PHONE</p> <p>U. GOTTEN, CPT, CHEM, CBR</p> <p>TYPED NAME, TITLE, OFFICE SYMBOL AND PHONE</p> <p>G. FLASHBANG, LTC, INF, XO</p> <p>SIGNATURE</p> <p>S/G. Flashbang</p> <p>SPECIAL INSTRUCTIONS</p> <p>SECURITY CLASSIFICATION (CLASSIFICATION)</p>									

DD FORM 173, 1 NOV 63 AND DD FORM 173, 1 NOV 63, WHICH ARE OBSOLETE.

Appendix 14 (NBC 3-Immediate Warning of Expected Contamination) to Annex (Reports) to SOP No 2.

JOINT MESSAGEFORM						SECURITY CLASSIFICATION (CLASSIFICATION)	
PAGE	DRAFTER OR DECLASSIFY	PRIORITY	LMF	CLASS	CIC	FOR MESSAGE CENTER/COMMUNICATIONS CENTER ONLY	
1 OF 1		2Z				DATE - TIME	MONTH/ YR
MESSAGE HANDLING INSTRUCTIONS							
<p>TO: CG, 53d MECH DIV/CHEM/</p> <p>FM: (ALL MAJOR HQS)</p> <p>BT</p> <p>CLASSIFICATION</p> <p>SUBJECT: NBC 3 (Nuclear) (Report used for immediate warning of expected contamination)</p> <p>Type of Report NBC 3 (Nuclear)</p> <p>D. Date/time of detonation (local or ZULU, state which) D. 201405 Z</p> <p>F. Location of attack (UTM or place)(actual or estimated, state which) F. LB 187486 actual</p> <p>Y. Direction measured clockwise from grid north to the left and then to the right radial lines (degrees or state which--4 digits each) Y. 0272-0312 degrees</p> <p>Z. Effective wind speed (kmph), 3 digits; downwind distance of zone I (km), 3 digits; cloud radius (km), 2 digits. (When effective wind speed is less than 8 kmph, use 3 digits only for radial distance of zone I) Z. 019-025-05</p> <p>BT</p> <p>GPX</p>							
<p>DECLASS</p>							
<p>DRAFTER TYPED NAME, TITLE, OFFICE SYMBOL AND PHONE</p> <p>A. ABLE, MAJ, CHEM, Asst Chem Off</p>						<p>SPECIAL INSTRUCTIONS</p>	
<p>RECEIVER TYPED NAME, TITLE, OFFICE SYMBOL AND PHONE</p> <p>B. BACKING, LTC, INF, G2</p>						<p>SECURITY CLASSIFICATION (CLASSIFICATION)</p>	
<p>SIGNATURE</p> <p>S/B. Backing</p>							

DD FORM 173, 1 NOV 64 REPLACES DD FORM 173, 1 NOV 64 AND DD FORM 173-2, 1 NOV 64, WHICH ARE OBSOLETE.

Z-114-1

Appendix 15 (NBC 4-Radiation Dose Rate Measurement) to Annex Z (Reports)
to SOP No 2.

JOINT MESSAGEFORM						SECURITY CLASSIFICATION (CLASSIFICATION)	
PAGE	DRAFTER OR RELEASE TIME	PRIORITY ACT INFO	CMF	CLASS	CIC	FOR MESSAGE CENTER/COMMUNICATIONS CENTER ONLY DATE - TIME MONTH YR	
1 OF 1		ZZ					
BOOK MESSAGE HANDLING INSTRUCTIONS							
<p>FROM: CG, 53d MECH DIV/CHEM/</p> <p>TO: ALL MAJOR HQS (Sub)</p> <p>BT</p> <p>CLASSIFICATION:</p> <p>SUBJECT: NBC 4 (NUCLEAR)</p> <p>(Report of radiation does-rate measurements)</p> <p>Type or Report NBC 4</p> <p>Q. Location of reading Q. LB 123987</p> <p>R. Dose rate (rad/hr). The words "initial" "increasing," "peak," or "decreasing" may be added. When decay rate is reported, the words "decay normal," "decay fast," "decay slow," or the actual value of decay exponent may be inserted. R. 35</p> <p>S. Date/time of reading (local or ZULU, state which) (This is NOT normalized to H + 1 hour) S. 201735 Z</p> <p>Q. LB 129965</p> <p>R. 60</p> <p>S. 201650 Z</p> <p>Q. LB 146808</p> <p>R. 27 increasing</p> <p>S. 201710 Z</p> <p>BT</p> <p>GPX</p>							
DISTR							
DRAFTER TYPED NAME, TITLE, OFFICE SYMBOL AND PHONE C.T. CLINK, MAJ. CHEM, Asst Chem Off						SPECIAL INSTRUCTIONS	
TYPED NAME, TITLE, OFFICE SYMBOL AND PHONE S.R. SMITH, LTC, CHEM, DIV CHEM OFF							
SIGNATURE S/ S.R. Smith						SECURITY CLASSIFICATION (CLASSIFICATION)	

DD FORM 173
1 JUL 66

REPLACES DD FORM 173, 1 NOV 63 AND DD FORM 173-1, 1 NOV 63, WHICH ARE OBSOLETE.

Appendix 16 (NBC 5-Report of Areas of Contamination) to Annex Z (Reports to SOP No 2.

JOINT MESSAGEFORM						SECURITY CLASSIFICATION	
(CLASSIFICATION)							
PAGE	NUMBER OF MESSAGE T-4	PRECEDENCE PRIORITY	CLASS	CIC	FOR MESSAGE CENTER/COMMUNICATIONS CENTER ONLY		
1	00	00			DATE - TIME	MONTH	YR
BOOK MESSAGE HANDLING INSTRUCTIONS							
<p>FROM: CG, 53d MECH DIV/CHEM/</p> <p>TO: ALL MAJOR UNITS (SuB)</p> <p>BT</p> <p>CLASSIFICATION</p> <p>SUBJECT: NBC 5 (NUCLEAR)</p> <p>(Report of area contamination)</p> <p>Type of report</p> <p>A. Strike serial number(s) causing contamination (if known)</p> <p>D. Reference date/time for estimated contours (see b above) when not H + 1 hour.</p> <p>T. H + 1 date/time (local or ZULU, state which)</p> <p>U. 1,000 rad/hr contour line coordinates</p> <p>V. 300 rad/hr contour line coordinates</p> <p>N. 100 rad/hr contour line coordinates</p> <p>X. 30 rad/hr contour line coordinates</p> <p>BT</p> <p>CPX</p> <p>6 5 4 3 2 1 0</p> <p>DISTR:</p> <p>0</p> <p>DRFTER TYPE NAME, TITLE, OFFICE SYMBOL AND PHONE S.T. JONES, CPT, CHEM, ASST CHEM OFF</p> <p>SPECIAL INSTRUCTIONS</p> <p>TYPE NAME, TITLE, OFFICE SYMBOL AND PHONE G.T. LEWIS, LTC, GS, 62</p> <p>SIGNATURE S/G.T. Lewis</p> <p>SECURITY CLASSIFICATION (CLASSIFICATION)</p>							

DD FORM 173 REPLACES DD FORM 173, 1 NOV 63 AND DD FORM 173-1, 1 NOV 63, WHICH ARE OBSOLETE.

Appendix 17 (Fallout Metro Message) to Annex Z (Reports) to SOP No 2

JOINT MESSAGEFORM						SECURITY CLASSIFICATION			
PAGE		DRAFTER OR RELEASE TIME		PRECEDENCE		LMF	CLASS	CIC	FOR MESSAGE CENTER/COMMUNICATIONS CENTER ONLY
1 OF 1		082223Z		ACT	INFO				DATE - TIME
BOOK		MESSAGE HANDLING INSTRUCTIONS							
<p>FROM: CO, DIVARTY/MET</p> <p>TO: CG, 53d MECH DIV/FSE</p> <p>BT</p> <p>CLASSIFICATION</p> <p>METFM1 974313 082224 031154 USL 00247004 01263009 02314014 03423019</p> <p>04524013 05347023 06354017 07487019 08519021 09595024</p> <p>BT</p> <p>GPX</p>									
DISTR:									
DRAFTER / PED NAME, TITLE, OFFICE SYMBOL, PHONE & DATE					SPECIAL INSTRUCTIONS				
L.A. PROUD, LT, FA, MET OFF									
TYPED NAME, TITLE, OFFICE SYMBOL AND PHONE					SECURITY CLASSIFICATION				
L.A. PROUD, LT, FA, MET OFF					CLASSIFICATION				
SIGNATURE					DATE TIME GROUP				
s/ L.A. Proud									

DD FORM 173

REPLACES DD FORM 173, 1 JUL 60, WHICH WILL BE USED.

STANDARD FORM 1071-431-071/1137

Z-17-1

Appendix 17.1 (Effective Wind Message) to Annex Z (Reports) to SOP No 2

JOINT MESSAGEFORM						SECURITY CLASSIFICATION			
PAGE	ORIGINATOR OR MESSAGE TIME	PRIORITY AC/STG	LMF	CLASS	CIC	FOR MESSAGE CENTER/COMMUNICATIONS CENTER ONLY			
1 OF 1	082200S	PP				DATE - TIME	MIN	SEC	SP
BOOK MESSAGE HANDLING INSTRUCTIONS									
<p>FROM: CG, 53d MECH DIV/CBRE</p> <p>TO: (ALL MAJOR SUBORD HQS)</p> <p>BT</p> <p>CLASSIFICATION</p> <p>SUBJECT: Effective Wind Message</p> <p>Area of Wind Data: Gatesville, TX PK 1877</p> <p>Zulu: (DTG of Wind Data)</p> <p>Alpha: dddsss (0-2 KT)</p> <p>Bravo: dddsss (2-5 KT)</p> <p>Charlie: dddsss (5-30 KT)</p> <p>Delta: dddsss (30-100 KT)</p> <p>Echo: dddsss (100-300 KT)</p> <p>Foxtrot: dddsss (300KT-1MT)</p> <p>* * * * *</p> <p>BT</p> <p>GPX</p> <p>ddd = downwind direction in degrees.</p> <p>sss = downwind speed in kilometers/hour.</p>									
DISTR:									
DRAFTER TYPED NAME, TITLE, OFFICE SYMBOL, PHONE, DATE						SPECIAL INSTRUCTIONS			
I.M. GASST, MAJ, CM, ASST CHEM OFF									
TYPED NAME, TITLE, OFFICE SYMBOL AND PHONE									
U.R. KNOTT, LTC, CM, DIV CHEM OFF									
SIGNATURE						SECURITY CLASSIFICATION		DATE TIME GROUP	
s/ U.F. Knott						CLASSIFICATION			

DD FORM 173
1 DEC 70

REPLACES DD FORM 173, 1 JUL 66, WHICH WILL BE USED.

W 000 1000 431-071/113

Z-17.1-1

Appendix 17 (Fallout Metro Message) to Annex Z (Reports) to SOP No 2

FALLOUT METRO MESSAGE (FM 6-12)									
IDENTIFICATION	OCTANT	LOCATION	DATE	VALID TIME (GMT)	STATION HEIGHT (10° MO)	TROPOPAUSE HEIGHT (100° MO)	SOURCE		
METPM	Q	SEE	YT	C ₀ G ₀ G ₁ G ₁	MM	TRO	COUNTRY	SERVICE	C
METPM									
ZONE HEIGHT (METERS)	LINE NUMBER	TRUE WIND		ZONE HEIGHT (METERS)	LINE NUMBER	TRUE WIND			
		DIRECTION (10° M14)	SPEED (KNOTS)			DIRECTION (10° M14)	SPEED (KNOTS)		
	ZZ	444	FFF		ZZ	444	FFF		
SURFACE	00			2000	10				
2000	01			2200	11				
4000	02			2400	12				
6000	03			2600	13				
8000	04			2800	14				
10000	05			3000	15				
12000	06			3200	16				
14000	07	REMARKS							
16000	08								
18000	09								
RECEIVED FROM:		DATE AND TIME (GMT)							
DELIVERED TO:									
RECORDED		CHECKER							

DA FORM 1 MAR 62 6-58

Appendix 17 (Fallout Metro Message) to Annex Z (Reports) to SOP No 2

THE FALLOUT METRO MESSAGE IS ENCODED AS FOLLOWS

1. The message is arranged in groups to be conveniently transmitted by radio or teletypewriter.
2. Information data: The first five letters denote that the message is a fallout message. The sixth digit denotes the "Q" code of the global octant of the metro station. The next group of six digits denotes the location of the metro station in multiples of 10 minutes. When 9 of the "Q" code is used, the following six digits are a coded identification of the metro station. The third group of six digits denotes the day of the month and the hours (Greenwich Mean Time) of validity of the observation. The first three digits of the fourth group denote the height of the metro station (Metro Datum Plane) in multiples of 10 meters above sea level. The other three digits of the fourth group denote the height of the tropopause above the MDP in multiples of 100 meters. The fifth group is a three-letter group only and identifies the country and service of the metro station. All succeeding groups of eight-digit groups are true zone wind data.
3. The following specimen message was transmitted by teletype-writer:

METFM1 623465 290206 025246 USL 000 6015
61030021 02046023

- EXPLANATION:
- Group 1 Fallout message. Metro station located in global octant Nr 1. (N Lat 90°-150°W)
 - Group 2 Center of area of applicability of the message (station location) is 62°30'N; 146°50'W.
 - Group 3 29th day of the month. Valid time is from 0200 to 0600 hours GMT.
 - Group 4 Metro station is 250 meters above mean sea level. The tropopause is 24,600 meters above the metro station.
 - Group 5 The metro station is a United States - Army station.
 - Group 6 For line 00 (surface) the true wind direction is 0260 miles, wind speed is 15 knots.
 - Group 7 For line 01 (0-2000 meters) the true wind direction is 0300 miles, wind speed is 21 knots.
 - Group 8 For line 02 (2000-4000 meters) the true wind direction is 0460 miles, wind speed is 23 knots.

Q Code for Octant of Globe

- 0 - North latitude 0 - 90 West longitude
- 1 - " " 90 - 180 West "
- 2 - " " 90 - 0 East "
- 3 - " " 90 - 0 East "
- 4 - Not used
- 5 - South latitude 0 - 90 West longitude
- 6 - " " 90 - 180 West "
- 7 - " " 180 - 90 East "
- 8 - " " 90 - 0 East "
- 9 - Coded identification

Source Country

- BE - Belgium
- CA - Canada
- DA - Denmark
- FR - France
- GE - German Fed R
- GR - Greece
- IC - Iceland
- IT - Italy
- LI - Luxembourg
- NL - Netherlands
- NO - Norway
- PO - Portugal
- TU - Turkey
- UK - United Kingdom
- US - United States

Service

- L - Army
- N - Navy
- A - Air Force

U.S. GOVERNMENT PRINTING OFFICE: 1960 O-581179

Appendix 18 (Weather Forecast) to Annex Z (Reports) to SOP No 2.

JOINT MESSAGEFORM							SECURITY CLASSIFICATION (CLASSIFICATION)			
PAGE	DRAFTER OR BILLABLE TIME	PRIORITY ACT INFO	LMP	CLASS	CIC	FOR MESSAGE CENTER/COMMUNICATIONS CENTER ONLY				
1 of 2		PP				DATE - TIME	MONTH	YEAR		
MESSAGE HANDLING INSTRUCTIONS										
<p>FROM: CG, 53D MECH DIV/wea</p> <p>ALL MAJOR HQS (Sua)</p> <p>BT</p> <p>CLASSIFICATION</p> <p>SUBJECT: 48 Hour Weather Forecast</p> <p>The following weather forecasts for use by troops are usually written in plain language form. It should contain the following information:</p> <p><u>SYNOPTIC CONDITION</u> - Frontal types, location, movements and intensities; location and movements of major surface high and low pressure systems.</p> <p><u>SKY CONDITIONS</u> - Cloud cover, height of bases and amount in general terms</p> <p><u>VISIBILITY & OBSTRUCTIONS</u> - Surface horizontal visibility in miles and fractions of miles, time of significant change, obstructions.</p> <p><u>PRECIPITATION</u> - Type, location, character, intensity, time at beginning and end.</p> <p><u>WEATHER PHENOMENA</u> - Tornadoes, thunderstorms, lighting, squalls, hail, etc.</p> <p><u>TEMPERATURE</u> - Surface temperature, daily maximum and minimum in degrees Fahrenheit, abrupt changes and times thereof including freezing, thawing and wind chill factor.</p> <p>NOTE:</p>										
DRAFTER TYPED NAME, TITLE, OFFICE SYMBOL AND PHONE						SPECIAL INSTRUCTIONS				
I. GUESSEDOIT, OPT. USAF, WEATHER OFF										
TYPED NAME, TITLE, OFFICE SYMBOL AND PHONE										
I.R. WHODONEIT, LTC. 09, 02										
SIGNATURE						SECURITY CLASSIFICATION (CLASSIFICATION)				
S/T.R. WHODONEIT										

DD FORM 173 REPLACES DD FORM 173, 1 NOV 63 AND DD FORM 173-1, 1 NOV 63, WHICH ARE OBSOLETE.

Appendix 18 (Weather Forecast) to Annex.Z (Reports) to SOP No 2.

JOINT MESSAGEFORM						SECURITY CLASSIFICATION (CLASSIFICATION)			
PAGE	DRAFTS & RELEASED TIME	PRIORITY SET	CLASS	CIC	FOR MESSAGE CENTER/COMMUNICATIONS CENTER ONLY				
2 of 2		PP				DATE - TIME	MONTH	YR	
MESSAGE HANDLING INSTRUCTIONS									
<p>FROM:</p> <p>TO:</p> <p><u>HUMIDITY AND DEW POINT</u> - Relative humidity in general terms - humid, dry, etc.</p> <p><u>WINDS</u> - Surface winds, average speed in knots, direction in tens of degrees, significant changes there of, maximum wind speed in gust.</p> <p><u>SURFACE CONDITIONS</u> - State the ground in general terms - wet, dry, snow covered, icy, etc.</p>									
BT									
GFI									
DATA:									
DRAFTER TYPED NAME, TITLE, OFFICE SYMBOL AND PHONE					SPECIAL INSTRUCTIONS				
TYPED NAME, TITLE, OFFICE SYMBOL AND PHONE									
SIGNATURE									
					SECURITY CLASSIFICATION (CLASSIFICATION)				

DD FORM 173 1 JUL 60 REPLACES DD FORM 173, 1 NOV 55 AND DD FORM 173-1, 1 NOV 53, WHICH ARE OBSOLETE.

Appendix 19 (Weather Advisory) to Annex Z (Reports) to SOP No 2.

JOINT MESSAGEFORM						SECURITY CLASSIFICATION (CLASSIFICATION)	
PAGE	DRAFTER OR RELEASED TIME	PRIORITY ACT	LMF	CLASS	CIC	FOR MESSAGE CENTER/COMMUNICATIONS CENTER ONLY	
1 of 1		PP				DATE - TIME	MONTH/ YR
MESSAGE HANDLING INSTRUCTIONS							
<p>FROM: CG, 53d MECH DIV/WGA</p> <p>TO: ALL MAJOR UNITS (Sub)</p> <p>BT</p> <p>CLASSIFICATION</p> <p>SUBJECT: Weather Advisory</p> <p>(No set format - use the weather elements as required to describe the current situation).</p> <p>Example.</p> <p><u>WEATHER ADVISORY</u></p> <p>Thunderstorms 20 miles either side of line XXXX 0000 to XXXX at 091500Z advancing to 30 miles either side of line XXXX 0000 to XXXX 0000 by 092200Z.</p> <p>Surface winds generally light southwesterly but with gusts to 55 knots in thunderstorm area. Frequent lightning from cloud to cloud and from cloud to ground. Visibility locally lowering to zero in heavy rain showers and 0.2 to 0.25 inch hail for periods from 20 to 40 minutes as squall line passes.</p> <p>CBR: Poor</p> <p>Trafficability: Locally Poor</p> <p>DISTR:</p> <p>BT</p> <p>GPX</p>							
DRAFTER TYPED NAME, TITLE, OFFICE SYMBOL AND PHONE						SPECIAL INSTRUCTIONS	
I. GUESSEDT, CPT, USAF, Weather Off							
TYPED NAME, TITLE, OFFICE SYMBOL AND PHONE							
I. R. WHODONEIT, LTC, GS, G2							
SIGNATURE							
S/T.R Whodoneit							
SECURITY CLASSIFICATION (CLASSIFICATION)							

DD FORM 173 REPLACES DD FORM 173, 1 NOV 63 AND DD FORM 173-1, 1 NOV 63, WHICH ARE OBSOLETE.

Z-1941

Appendix 20 (HOTREP/HOTPHOTOREP) to Annex Z (Reports) to SOP No 2.

JOINT MESSAGEFORM							SECURITY CLASSIFICATION (CLASSIFICATION)	
PAGE	DRAFTER OR DELETER TIME	PRECEDENCE ACT INFO	LMF	CLASS	CYC	FOR MESSAGE CENTER/COMMUNICATIONS CENTER ONLY DATE-TIME MONTH YEAR		
1 OF 1		ZZ						
BOOK MESSAGE HANDLING INSTRUCTIONS								
<p>FROM: CO, 100th AVN BN</p> <p>TO: CG, 53d IC H DIV/G2-AIR/</p> <p>BT</p> <p>CLASSIFICATION</p> <p>SUBJECT: HOTREP</p> <p>FORMAT (not to be transmitted)</p> <p>HOTREP¹ Always start of Message</p> <p>AIR TASK/MISSION NO.</p> <p>A. Location identifier such as: Target No., Coordinates, Line Search No. etc.</p> <p>B. Time Photos Taken (Date-Time Group).</p> <p>C. Results.</p> <p>D. Type of Photography Exposure No.</p> <p>E. Quality of Photography/Sensor Image/Approximate Scale</p> <p>F. Percentage of Photo/Sensor Coverage.</p> <p>1. Title changes to HOTPHOTOREP for Use in NATO Operations.</p> <p>BT, GPX</p>								
<p>EXAMPLE MESSAGE</p> <p>HOTREP¹</p> <p>2/A255</p> <p>A. LC. 725355.</p> <p>B. 151458S</p> <p>C. Frogmen identified in Target Vicinity.</p> <p>D. P0001-0003</p> <p>E. Good, Large.</p> <p>F. 100 percent</p>								
DISTR:								
DRAFTER TYPED NAME, TITLE, OFFICE SYMBOL AND PHONE P.P. PAH, M.I. Armor, OPS OFF					SPECIAL INSTRUCTIONS			
TYPED NAME, TITLE, OFFICE SYMBOL AND PHONE T.T. THOMAS, M.I. INF, XO								
SIGNATURE S/T.T. Thomas					SECURITY CLASSIFICATION (CLASSIFICATION)			

DD FORM 173 1 JUL 68 REPLACES DD FORM 173, 1 NOV 61 AND DD FORM 173-1, 1 NOV 61, WHICH ARE OBSOLETE

Appendix 21 (Inflight Report) to Annex Z (Reports) to SOP No 2

JOINT MESSAGEFORM						SECURITY CLASSIFICATION			
PAGE	LT. AIR CTR RELEASED TO	P. REF. CODE	IMP	CLASS	CIC	FOR MESSAGE CENTER/COMMUNICATIONS CENTER ONLY			
1 OF 1	081356S	ZZ				DATE - TIME	MONTH	YR	
BOOK		MESSAGE HANDLING INSTRUCTIONS							
<p>FROM: (AIRCRAFT IN FLIGHT/HIGHER HQ)</p> <p>TO: CG, 53d MECH DIV/G2 R&S</p> <p>BT</p> <p>CLASSIFICATION</p> <p>SUBJECT: INFLIGHT REPORT</p> <p>(Normally transmitted inflight by voice to requestor or to Higher HQ, who relays report)</p>									
FORMAT (Not to be Transmitted)					Example Message				
INFLIGHT REPORT: (Always)					INFLIGHT REPORT				
AIR TASK/MSN NR.					RCX - 0901				
a. Location Identifier (If Rqr to clarify)					a. PL 1592				
b. Time on Tgt/Time of sighting					b. 081355S				
c. Results includes brief description, RCN for ATK if RQR.					c. 3 Armored Veh on Road.				
<p>BT</p> <p>GPZ</p>									
DISTR:									
DRAFTER TYPED NAME, TITLE, OFFICE SYMBOL, PHONE & DATE						SPECIAL INSTRUCTIONS			
A. PILOT, CPT, USAF									
A. PILOT, CPT, USAF									
SIGNATURE						SECURITY CLASSIFICATION		DATE TIME GROUP	
A. Pilot						CLASSIFICATION			

DD FORM 173

REPLACES DD FORM 173, 1 JUL 66, WHICH WILL BE USED.

12 GPO: 1971-481-071/1187

Z-21-1

100-443887-100

Z-21.1-1

Appendix 21.2 (Nuclear Accident/Incident Report) to Annex Z (Reports) to SOP No 2

JOINT MESSAGEFORM				CLASSIFICATION			
1 of 1	170000						
<p>FROM: CG, 1-46th ARMY</p> <p>TO: CG, 53d MECH DIV/G3-OP/</p> <p>BT</p> <p>CLASSIFICATION</p> <p>SUBJECT: Report of nuclear accident or incident</p> <p>Line 01: Date/time of event</p> <p>Line 02: Location</p> <p>Line 03: Quantity and type(s) of weapon(s) and components</p> <p>Line 04: Description of damage and casualties</p> <p>Line 05: Type of carrier involved</p> <p>Line 06: Type of operation (e.g., logistical move, storage, inspection enroute action)</p> <p>Line 07: Description of event</p> <p>Line 08: Whether weapon burned, detonated, or was exposed to fire.</p> <p>Line 09: Details of existing nuclear hazard</p> <p>Line 10: Condition of weapon or components</p> <p>Line 11: Safety and security measures</p> <p>Line 12: Any other pertinent information, including causative factors, political implications, etc...</p> <p>BT</p> <p>1. 14</p>							

Reproduced from
best available copy.

Appendix 22 (Front Line Trace) to Annex Z (Reports) to SOP No 2

JOINT MESSAGEFORM						SECURITY CLASSIFICATION (Classification)	
PAGE	PRINTER OR PILASAR TIME	PRECEDENCE ACT INFO	LMP	CLASS	CIC	FOR MESSAGE CENTER/COMMUNICATIONS CENTER ONLY DATE - TIME MONTH YR	
1 OF 2		II PP				0918055	Jun 72
BOOK		MESSAGE HANDLING INSTRUCTIONS					
<p>FROM: CO 1st BDE 53d MECH DIV/ TO: CG 53d MECH DIV/G3-OPS/ INFO: CG 54th MECH DIV/G3-OPS/ CO 2d BDE 53d MECH DIV</p> <p>BT CLASSIFICATION</p> <p>SUBJECT: Front Line Trace</p> <p>A. Flt as of 1800 hrs</p> <p>B. Bde Main CP NP 332415 Bde TAC CP NP 315478</p> <p>C. (Committed Bn/TF Left to Right) TF 1-84th CP NP 253497 Flt: NP 221506, NP 253501, NP 262499 TF 1-7th CP NP 297468 Flt: NP 262499; NP 291506; NP 297510 C/1-24th Cav CP NP 306775 Flt: NP 297510; NP 315495</p> <p>D. (Uncommitted/Reserve Bn/TF) 1-6th Arm CP NP 317444 COM 2 KM Radius Vic NP 3144</p>							
<p>DISTR:</p> <p>BT GPX</p>							
<p>DRAFTED TYPED NAME, TITLE, OFFICE SYMBOL AND PHONE W.B. JONES, CPT, INF, ASST S3</p> <p>TYPED NAME, TITLE, OFFICE SYMBOL AND PHONE T.K. LEWIS, MAJ, AITOR, S3</p> <p>SIGNATURE S/T.K. LEWIS</p>						<p>SPECIAL INSTRUCTIONS</p> <p>SECURITY CLASSIFICATION (Classification)</p>	

DD FORM 173 JUL 68

REPLACES DD FORM 173, 1 NOV 63 AND DD FORM 173-1, 1 NOV 63, WHICH ARE OBSOLETE.

Appendix 22 (Front Line Trace) to Annex Z (Reports) to SOP No 2

JOINT MESSAGEFORM						SECURITY CLASSIFICATION (Classification)	
PAGE	ORIGIN OR RELEASE TIME	PH. OR IN- ALT	IN-2	LMP	CLASS	CIC	FOR MESSAGE CENTER/COMMUNICATIONS CENTER ONLY DATE - TIME M - MIN - YR
2 OF 2							
BOOK MESSAGE HANDLING INSTRUCTIONS							
<p>FROM:</p> <p>TO:</p> <p>TF 1-88th CP NP 294730</p> <p>COM 1.5 KM Radius Vic NP 2972</p> <p>NOTE: For a unit located forward (i.e., airmobiled, bypassed) of the FEBA state: Perimeter, and give four to six grids that define the units location.</p>							
DISTR:							
<p>NAME, TITLE, OFFICE SYMBOL AND PHONE</p> <p>SPECIAL INSTRUCTIONS</p>				<p>SECURITY CLASSIFICATION (Classification)</p> <p>DATE TIME GROUP</p>			

DD FORM 173

REPLACES DD FORM 173, 1 JUL 60, WHICH WILL BE USED.

W 600-1094-601-001/1157

Appendix 23 (Operational Situation Report) to Annex Z (Rpts) to SOP No 2

JOINT MESSAGEFORM						SECURITY CLASSIFICATION (Classification)	
PAGE	NUMBER OF IN LIAISON	PRECEDENCE PRIORITY	TYPE	CLASS	CIC	FOR MESSAGE CENTER/COMMUNICATIONS CENTER ONLY DATE - TIME	
1	2	090300S	PP RR				
BOOK MESSAGE HANDLING INSTRUCTIONS							
<p>FROM: CG, 53D MECH DIV/G3/</p> <p>TO: CG, I CORPS/G3</p> <p>INFO: CG, 52D MECH DIV/G3</p> <p>CG, 23D ARMOR DIV/G3/</p> <p>CG, I CORPS ARTY/</p> <p>CG, 1ST COSCOM/</p> <p>BT</p> <p>CLASSIFICATION</p> <p>SUBJECT: SITREP 53-312-74</p> <p>PERIOD: 080001S Nov ____ to 082400S Nov ____</p> <p>1. ENEMY (Normally obtained from G2)</p> <p>a. Units in contact.</p> <p>b. Enemy reserves that can affect local situation.</p> <p>c. Activity during report period. (Brief description)</p> <p>d. (Brief estimate of enemy strength, material means, morale and his probable knowledge of our situation.)</p> <p>e. (Conclusions covering courses of action open to enemy.)</p> <p>2. OWN SITUATION.</p> <p>a. Location of forward elements.</p> <p>b. Location of units, headquarters and boundaries.</p> <p>c. Location of adjacent units and supporting troops.</p> <p>(1) Adjacent Units</p> <p>(a) On the (Left)/(West)</p> <p>(b) On the (right)/(East)</p> <p>(2) Supporting troops</p> <p>d. Results of operations during report period. (Brief description).</p>							
DISPATCH							
DRAFTED BY: NAME, TITLE, OFFICE SYMBOL, PHONE & DATE						SPECIAL INSTRUCTIONS	
S.I. SHULTZ, MAJ, INF, ASST G3							
TYPED NAME, TITLE, OFFICE SYMBOL, PHONE						SECURITY CLASSIFICATION	
I.A. SMART, LTC, AR, G3						(Classification)	
SIGNATURE						DATE TIME GROUP	
/s/I.A. Smart							

DD FORM 173

REPLACES DD FORM 173, 1 JUL 60, WHICH WILL BE USED.

1. GPO: 1971-451-001-117

Appendix 23 (Operational Situation Report) to Annex Z (Rpts) to SOP No 2

JOINT MESSAGEFORM						SECURITY CLASSIFICATION (Classification)			
PAGE	PRIORITY OR RELEASE TIME	PRECEDENCE ACT INFO		LMF	CLASS	CIC	FOR MESSAGE CENTER/COMMUNICATIONS CENTER ONLY		
							DATE - TIME	MONTH	YR
2 OF 2									
BOOK	MESSAGE HANDLING INSTRUCTIONS								
<p>FROM:</p> <p>TO:</p> <p>e. Noneffective units. (List w/percent strength)</p> <p>3. ADMINISTRATION. (General statement of admin situation, if other than normal, as it directly affects tactical situation)</p> <p>4. GENERAL. (Info not covered elsewhere)</p> <p>5. COMMANDER'S EVALUATION. (completed when directed by higher authority.)</p> <p>BT GPX</p>									
<p>DISTR:</p>									
NAME, TITLE, OFFICE SYMBOL, PHONE & DATE						SPECIAL INSTRUCTIONS			
NAME, TITLE, OFFICE SYMBOL AND PHONE									
SIGNATURE						SECURITY CLASSIFICATION (Classification)		DATE TIME GROUP	

10-173

REPLACES JO FORM 173, 1 JUL 68, WHICH WILL BE USED.

GPO 1971-421-051/1197

Appendix 24 (Tactical Logistics Report) to Annex Z (Reports) to SOP No 1

JOINT MESSAGE FORM						SECURITY CLASSIFICATION (CLASSIFICATION)			
PAGE	DRAFTER OR RELEASE TIME	PRIORITY ACT	PRECEDENCE INF	CLASS	CIC	FOR MESSAGE CENTER/COMMUNICATIONS CENTER ONLY			
1 of 1		II				DATE - TIME	MONTH	YEAR	
BOOK MESSAGE HANDLING INSTRUCTIONS									
<p>FROM: CO, 3D BDE, 53D MECH DIV</p> <p>TO: CG, 53D MECH DIV/63-OPS/</p> <p>BT CLASSIFICATION</p> <p>SUBJECT: TACLOGREP 197 (Report all maneuver Bn/TF/SEP Co within the Command at the cut off time)</p> <p>1. 1-86 Inf a. (Tanks - #Auth/#O/H/Percentage) - 5/4/80 b. (Pers carriers - #Auth/#O/H/Percentage) - 47/39/83 c. (On line strength - Line companies & Sct/Rcn platoons only)(#Auth/#O/H/X) - 591/536/91</p> <p>2. TF 1-8 a. 37/30/81 b. 14/11/79 c. 395/357/90</p> <p>3. TF 1-9 a. 30/21/70 b. 28/22/79 c. 558/517/93</p> <p>4. C/1-24 Cav a. 9/7/77 b. 7/6/86 c. 156/141/90</p> <p>BT GPX</p>									
<p>6 5 4 3 2 1 0</p>									
<p>DD FORM 173</p>									
<p>DRAFT: TYPE NAME, TITLE, OFFICE SYMBOL AND PHONE</p> <p>W.J. THOMAS, CPT, INF, ASST S3</p> <p>TYPE NAME, TITLE, OFFICE SYMBOL AND PHONE</p> <p>R.J. JONES, MAJ, INF, S3</p> <p>SIGNATURE</p> <p>S/R.J. JONES</p>						<p>SPECIAL INSTRUCTIONS</p> <p>SECURITY CLASSIFICATION (CLASSIFICATION)</p>			

DD FORM 173 REPLACES DD FORM 173, 1 NOV 63 AND DD FORM 173-1, 1 NOV 63, WHICH ARE OBSOLETE.

Appendix 25 (Task Organization) to Annex Z (Reports) to SOP No 2

JOINT MESSAGEFORM						SECURITY CLASSIFICATION	
PAGE	DRAFTER OR RELEASE TIME	PRECEDENCE ALF INFO	LMF	CLASS	CIC	FOR MESSAGE CENTER/COMMUNICATIONS CENTER ONLY	
						DATE - TIME	MONTH YEAR
1 of 1	081445S	PP					
BOOK	MESSAGE HANDLING INSTRUCTIONS						
<p>FROM: CO, 1st BDE, 53d MECH/S3</p> <p>TO: CG, 53d MECH DIV/G3</p> <p>BT</p> <p>CLASSIFICATION</p> <p>SUBJECT: Task Organization</p> <p>Alpha: (Parent Organization)</p> <p>Bravo: (Reporting Unit)</p> <p>Charlie: (Current Subordinate Units)</p> <p>Delta: (Effective Time) 060600S Nov</p> <p>Echo: (Current Mission) Defend from PL 160096 to PL 339108</p> <p>BT</p> <p>GPX</p> <p>DISTR:</p> <p>NAME, TITLE, OFFICE SYMBOL, PHONE & DATE</p> <p>I. A. JONES, CPT, INF, ASST S3</p> <p>NAME, TITLE, OFFICE SYMBOL AND PHONE</p> <p>M. J. SMITH, MAJ, INF, S3.</p> <p>SIGNATURE</p> <p>M. J. Smith</p> <p>SECURITY CLASSIFICATION</p> <p>CLASSIFICATION</p> <p>DATE TIME GROUP</p>							

DD FORM 173

REPLACES DD FORM 173, 1 JUL 66, WHICH WILL BE USED.

STANDARD 1071-421-071/1137

**Appendix 26 (Report of Reconnaissance of Friendly Minefield) to Annex A
(Reports) to SOP No 2**

JOINT MESSAGEFORM						SECURITY CLASSIFICATION (CLASSIFICATION)	
PAGE	CLASSIFICATION EXCLUDED TIME	DATE TIME	CLASS	SEC	FOR MESSAGE CENTER/COMBATTANT'S CENTER/...		
1							
MESSAGE HANDLING INSTRUCTIONS							
<p>FROM: CO, 3d BDE, 53d MECH DIV</p> <p>TO: CG, 53d MECH DIV/G3-OPS/</p> <p>BT</p> <p>CLASSIFICATION</p> <p>SUBJECT: Report of Reconnaissance of Friendly Minefield</p> <p>ALPHA - Map sheet(s)</p> <p>BRAVO - DTG of collection of information</p> <p>CHARLIE - Classification of minefield (Protective, defensive, barrier, nuisance or phony).</p> <p>DELTA - Type of minefield (AT, APERS)</p> <p>ECHO - Coordinates of minefield extremities</p> <p>FOXTROT - Number of strips</p> <p>GOLF - Coord of lanes and gaps and width in meters</p> <p>BT</p> <p>GPX</p>							
<p>6543210</p> <p>0 (Reference FM20-32)</p>							
<p>GRATER TYPE, NAME, TITLE, OFFICE SYMBOL AND PHONE</p> <p>A.B. SMITH, 1LT, Armor, Asst S3</p>					SPECIAL INSTRUCTIONS		
<p>RECEIVED NAME, TITLE, OFFICE SYMBOL AND PHONE</p> <p>R.J. LEWIS, MAJ, INF, S3</p>							
SIGNATURE							
S/R.T. LEWIS					SECURITY CLASSIFICATION (CLASSIFICATION)		

DD FORM 173 REPLACES DD FORM 173, 1 NOV 63 AND DD FORM 173-1, 1 NOV 67, WHICH ARE OBSOLETE.

Appendix 27 (Report of Intention to Lay) to Annex Z (Reports) to SOP No 2.

JOINT MESSAGEFORM						SECURITY CLASSIFICATION (CLASSIFICATION)	
PAGE	DRAFTER OR RELEASE TIME	PRIORITY	CLASS	CIC	FOR MESSAGE CENTER/COMMUNICATIONS CENTER ONLY		
	ACT	INFO			DATE - TIME	MONTH	YR
1 OF 1		II	RR				
BOOK	MESSAGE HANDLING INSTRUCTIONS						
<p>FROM: CO, 1st BDE, 53d MECH DIV</p> <p>TO: CG, 53d MECH DIV/G3-OPS/</p> <p>INFO: CO, 53d ENGR BN</p> <p>BT</p> <p>CLASSIFICATION</p> <p>SUBJECT: Report of Intention To Lay</p> <p>ALPHA -Tactical objective (Temporary security, roadblock, or other.</p> <p>BRAVO - Type of mines</p> <p>CHARLIE - Number and types of lanes, if known</p> <p>DELTA - Coordinates of minefield</p> <p>ECHO - Estimated starting and completion times and dates.</p> <p>BT</p> <p>GPX</p>							
<p>DATE:</p> <p>(Reference FM 20-32)</p>							
<p>DRAFTER TYPED NAME, TITLE, OFFICE SYMBOL AND PHONE</p> <p>A.I. SAD, CPT, Armor, Asst S3</p>				<p>SPECIAL INSTRUCTIONS</p>			
<p>TYPED NAME, TITLE, OFFICE SYMBOL AND PHONE</p> <p>X.T. SMITH, MAJ, INF, S3</p>				<p>SECURITY CLASSIFICATION (CLASSIFICATION)</p>			
<p>SIGNATURE</p> <p>S/X. SMITH</p>							

DD FORM 173

1 JUL 58

REPLACES DD FORM 173, 1 NOV 53 AND DD FORM 173-2, 1 NOV 53, WHICH ARE OBSOLETE.

Z-27-1

Appendix 28 (Report of Initiation of Laying) to Annex Z (Reports)
to SOP No 2.

JOINT MESSAGEFORM							SECURITY CLASSIFICATION (CLASSIFICATION)		
PAGE	PREPARED BY RELEASE DATE	PRECEDENCE ZC LPT	LMP	CLASS	CIC	FOR MESSAGE CENTER/COMMUNICATIONS CENTER ONLY			
						DATE - TIME	MONTH	YEAR	
1 of 1		II	PP						
BOOK MESSAGE HANDLING INSTRUCTIONS									
<p>FROM: CO, 1-24 CAV</p> <p>TO: CG, 53d MECH DIV/63-057</p> <p>INFO: CO, 53d ENGR BN</p> <p>BT</p> <p>CLASSIFICATION</p> <p>SUBJECT: Report of Initiation of Laying</p> <p>ALPHA - Classification of minefield (protective, defensive, defensive, barrier, nuisance, or phony).</p> <p>BRAVO - Constructing unit.</p> <p>CHARLIE - Coordinates of minefield</p> <p>DELTA - Time of initiation of laying</p> <p>ECHO - Estimated time of Completion.</p> <p>BT</p> <p>GPX</p>									
<p>NOTES:</p>									
<p>DRAFTED TYPED NAME, TITLE, OFFICE SYMBOL AND PHONE</p> <p>W.Y. ASK, 1LT, Armor, Asst S3</p>						<p>SPECIAL INSTRUCTIONS</p>			
<p>TYPED NAME, TITLE, OFFICE SYMBOL AND PHONE</p> <p>R.P. THROWNTRACK, MAJ, Armor, S3</p>						<p>SECURITY CLASSIFICATION (CLASSIFICATION)</p>			
<p>SIGNATURE</p> <p>S/R.P. THROWNTRACK</p>									

DD FORM 173

REPLACES DD FORM 173, 1 NOV 60 AND DD FORM 173-1, 1 NOV 60, WHICH ARE OBSOLETE.

Appendix 29 (Report of Completion of Minefield) to Annex Z (Reports)
to SOP No 2.

JOINT MESSAGEFORM						SECURITY CLASSIFICATION (CLASSIFICATION)	
PAGE	DRIFTER OR RELEASED TIME	PRIORITY	LMF	CLASS	CHK	FOR MESSAGE CENTER/CC/MMLA. ONE CENTER ONLY	
1 of 1		ACI INFO				DATE - TIME	MONTH/YR
BOOK MESSAGE HANDLING INSTRUCTIONS							
<p>FROM: CO, 53d ENGR BN</p> <p>TO: CG, 53d MECH DIV/63-OPS/</p> <p>INFO: CO, 1st BDE, 53d MECH DIV</p> <p>CO, 3d BDE, 53d MECH DIV</p> <p>BT</p> <p>CLASSIFICATION</p> <p>SUBJECT: Report of Completion of Minefield</p> <p>ALPHA - Changes in information submitted in intention to lay report</p> <p>BRAVO - Total number and type of AT and APERS mines laid.</p> <p>CHARLIE - DTG of completion.</p> <p>DELTA - Method of laying mines (buried, by hand, by machine).</p> <p>ECHO - Details of lanes and gaps including their marking.</p> <p>FOXTROT - Details of perimeter marking.</p> <p>GOLF - Overlay showing perimeter, lanes and gaps.</p> <p>HOTEL - Laying unit and name of individual authorizing laying of the field.</p> <p>BT</p> <p>GPX</p>							
CISTR:							
DRAFTER TYPED NAME, TITLE, OFFICE SYMBOL AND PHONE						SPECIAL INSTRUCTIONS	
C.P. PICK, CPT, ENGR, Asst S3							
TYPED NAME, TITLE, OFFICE SYMBOL AND PHONE							
T.D. DOZER, MAJ, ENGR, S3							
SIGNATURE							
S/T.D. DOZER							
SECURITY CLASSIFICATION (CLASSIFICATION)							

DD FORM 173 1 JUL 68 REPLACES DD FORM 173, 1 NOV 63 AND DD FORM 173-1, 1 NOV 63, WHICH ARE OBSOLETE.

Appendix 31 (Nuclear Strike Warning) to Annex Z (Reports) to SOP No 2.

JOINT MESSAGEFORM				SECURITY CLASSIFICATION (CLASSIFICATION)																			
PAGE	ORIGINATOR OR RELEASED TIME	PRECEDENCE	LMF	SS	PL	PL	PL																
1 of 2		ZZ																					
MESSAGE HANDLING INSTRUCTIONS																							
<p>FROM: CG, 53D MECH DIV/G3-007</p> <p>TO: ALL MAJOR UNITS</p> <p>BT</p> <p>CLASSIFICATION</p> <p>SUBJECT: Nuclear Strike Warning</p> <p>Warning messages will include the following information (see STANG 2103):</p> <p>STANGHARN</p> <p>APPA: Code word indicating nuclear strike (target number)</p> <p>DELTA: Date-time group for time of burst in ZULU time. The time after which the strike will be cancelled (ZULU time).</p> <p>FOXTROT: DEZ (UTM grid co-ordinates)/</p> <p>HOTEL: Indicate air or surface bursts.</p> <p>INDIA: For all bursts:</p> <p>MSD 1 in hundreds of meters, four (4) digits</p> <p>MSD 2 in hundreds of meters, four (4) digits</p> <p>MSD 3 in hundreds of meters, four (4) digits</p> <p>YANKEE: For all bursts when there is less than a 99% assurance</p>																							
<table border="1"> <tr> <td colspan="2">ORIGINATOR TYPED NAME, TITLE, OFFICE SYMBOL AND PHONE</td> <td rowspan="2">SPECIAL INSTRUCTIONS</td> </tr> <tr> <td colspan="2">B. L. POUNDER, MAJ. GS, Asst G3</td> </tr> <tr> <td colspan="2">TYPED NAME, TITLE, OFFICE SYMBOL AND PHONE</td> <td rowspan="2">SECURITY CLASSIFICATION (CLASSIFICATION)</td> </tr> <tr> <td colspan="2">T. R. HALFTRACK, LTC, GS, G3</td> </tr> <tr> <td colspan="2">SIGNATURE</td> <td></td> </tr> <tr> <td colspan="2">S/ T. R. Halftrack</td> <td></td> </tr> </table>								ORIGINATOR TYPED NAME, TITLE, OFFICE SYMBOL AND PHONE		SPECIAL INSTRUCTIONS	B. L. POUNDER, MAJ. GS, Asst G3		TYPED NAME, TITLE, OFFICE SYMBOL AND PHONE		SECURITY CLASSIFICATION (CLASSIFICATION)	T. R. HALFTRACK, LTC, GS, G3		SIGNATURE			S/ T. R. Halftrack		
ORIGINATOR TYPED NAME, TITLE, OFFICE SYMBOL AND PHONE		SPECIAL INSTRUCTIONS																					
B. L. POUNDER, MAJ. GS, Asst G3																							
TYPED NAME, TITLE, OFFICE SYMBOL AND PHONE		SECURITY CLASSIFICATION (CLASSIFICATION)																					
T. R. HALFTRACK, LTC, GS, G3																							
SIGNATURE																							
S/ T. R. Halftrack																							

DD FORM 173, 1 NOV 63 REPLACES DD FORM 172, 1 NOV 63 AND DD FORM 172-1, 1 NOV 63, WHICH ARE OBSOLETE.

Appendix 3i (Nuclear Strike Warning) to Annex Z (Reports) to SOP No 2.

JOINT MESSAGEFORM						SECURITY CLASSIFICATION			
PAGE		DRAFTS OR RELEASE TIME		PRECEDENCE		LMF	CLASS	CIC	FOR MESSAGE CENTER/COMMUNICATIONS CENTER ONLY
		ACT	INFO						DATE TIME MONTH YR
2 OF 2			77						
BOOK		MESSAGE HANDLING INSTRUCTIONS							
<p>FROM: CG, 53D MECH DIV/G3-OP/</p> <p>TO: ALL MAJOR UNITS</p> <p>of no-militarily significant fallout. Direction measured clockwise from grid north to the left and then to the right radial lines (degrees or mils-state which) four (4) digits each.</p> <p>ZULU: For all bursts when there is less than a 99% assurance of no militarily significant fallout. Effective wind speed in kilometers per hour, three (3) digits.</p> <p>Downwind distance of Zone 1 (km), three (3) digits. Cloud radius (km), two (2) digits.</p> <p>-----</p> <p>EXAMPLE MESSAGES</p> <p>1. FOR AIR BURSTS WITH 99% ASSURANCE OF NO MILITARILY SIGNIFICANT FALLOUT</p> <p>STRIKWARN. ALPHA TUBE SIX. DELTA PQ WM OT AR/AS DG WY OF. FOXTROT YH AB IM SK. HOTEL AIR. INDIA 0022 0031 0045.</p> <p>2. FOR ALL BURSTS WITH LESS THAN 99% ASSURANCE OF NO MILITARILY SIGNIFICANT FALLOUT</p> <p>STRIKWARN. ALPHA TUBE SIX. DELTA PQ WM OT AR/AS DG WY OF. FOXTROT YH AB IM SK. HOTEL SURFACE. INDIA 0022 0031 0045.</p> <p>BT</p> <p>GPX</p> <p>YANKEE 0215 0255 DEGREES. ZULU 025 080 18.</p>									
DRAFTER TYPED NAME, TITLE, OFFICE SYMBOL AND PHONE						SPECIAL INSTRUCTIONS			
TYPED NAME, TITLE, OFFICE SYMBOL AND PHONE						SECURITY CLASSIFICATION (CLASSIFICATION)			
SIGNATURE									
S/T.R. HALFTRACK									

DD FORM 173

REPLACES DD FORM 173, 1 NOV 63 AND DD FORM 173-1, 1 NOV 63, WHICH ARE OBSOLETE.

Appendix 32 (Unit Radiation Exposure) to Annex Z (Reports) to SOP No 2.

JOINT MESSAGEFORM										SECURITY CLASSIFICATION (CLASSIFICATION)																																								
PAGE	DRAFTER OR RELEASE TIME	PRIORITY	REF	INFO	LMF	CLASS	CIC	FOR MESSAGE CENTER/COMMUNICATIONS CENTER ONLY																																										
1 OF 1		PP	PP					DATE - TIME	MONTH	YR																																								
BOOK		MESSAGE HANDLING INSTRUCTIONS																																																
<p>FROM: CO, 2D BDE, 53D MECH DIV</p> <p>TO: CG, 53D MECH DIV/G1</p> <p>INFO: CO, 53D DISCOM/DIV SURG/</p> <p>BT</p> <p>CLASSIFICATION</p> <p>SUBJECT: Unit Radiation Exposure</p> <table border="1"> <thead> <tr> <th>UNIT</th> <th>9</th> <th>10</th> <th>11</th> <th>12</th> <th>13</th> <th>14</th> <th>15</th> <th>31</th> <th>RAD STATUS</th> </tr> </thead> <tbody> <tr> <td>1-86 MECH</td> <td>20</td> <td>20</td> <td></td> <td></td> <td>10</td> <td>30</td> <td></td> <td></td> <td>FS - 2</td> </tr> <tr> <td>TF 1-89</td> <td>20</td> <td>20</td> <td></td> <td></td> <td></td> <td>40</td> <td></td> <td></td> <td>RS - 2</td> </tr> <tr> <td>TF 1-7</td> <td>10</td> <td>10</td> <td></td> <td>10</td> <td></td> <td>10</td> <td></td> <td></td> <td>RS - 1</td> </tr> </tbody> </table> <p>(Reference FM 3-12, Chap 6)</p> <p>BT</p> <p>GPX</p>											UNIT	9	10	11	12	13	14	15	31	RAD STATUS	1-86 MECH	20	20			10	30			FS - 2	TF 1-89	20	20				40			RS - 2	TF 1-7	10	10		10		10			RS - 1
UNIT	9	10	11	12	13	14	15	31	RAD STATUS																																									
1-86 MECH	20	20			10	30			FS - 2																																									
TF 1-89	20	20				40			RS - 2																																									
TF 1-7	10	10		10		10			RS - 1																																									
<p>DATE:</p>																																																		
<p>DRAFTER TYPED NAME, TITLE, OFFICE SYMBOL AND PHONE</p> <p>Q.R. LYLE, MAJ, ARM, S1</p> <p>SPECIAL INSTRUCTIONS</p>																																																		
<p>TYPED NAME, TITLE, OFFICE SYMBOL AND PHONE</p> <p>O.K. FORD, LTC, INF, XO</p> <p>SIGNATURE</p> <p>S/O.K. FORD</p> <p>SECURITY CLASSIFICATION (CLASSIFICATION)</p>																																																		

DD FORM 173

1 JUL 60

REPLACES DD FORM 173, 1 NOV 63 AND DD FORM 173-1, 1 NOV 63, WHICH ARE OBSOLETE.

Appendix 33 (Artillery Situation Report) to Annex Z (Reports) to SOP No

JOINT MESSAGEFORM						SECURITY CLASSIFICATION (CLASSIFICATION)	
FORM	DRAFTER OR RELEASED TIME	PRECEDENCE ACC INFO	IMP	CLASS	CIC	FOR MESSAGE CENTER/COMMUNICATIONS CENTER ONLY DATE - TIME MONTH YR	
1 OF 2		PP	PP				
MESSAGE HANDLING INSTRUCTIONS							
<p>FROM: CO, 1-47 ARTY BN</p> <p>TO: CO, 53D DIV ARTY</p> <p>BT</p> <p>CLASSIFICATION</p> <p>SUBJECT: Artillery Situation Report</p> <p>1. Unit sending report: (Radio or telephone call sign)</p> <p>2. Period covered: From (Date and time) to (Date and time)</p> <p>3. Location of forward elements of supported units: IN CODE</p> <p>4. Location of unit CP and closing time: IN CODE</p> <p>a. Locations of battery centers or firing positions for missile units:</p> <p>(1) (2)</p> <p>(3) (4) IN CODE</p> <p>b. Direction of center of zone of fire: (1) (2) (3) (4) IN CODE</p> <p>c. Proposed new location and effective time: IN CODE</p> <p>5. Location of unit helipad: IN CODE</p> <p>6. No-fire line (location and effective time): IN CODE</p> <p>7. Number of missions fired: IN CLEAR</p> <p>8. Enemy casualties: IN CLEAR</p> <p>9. Material destroyed:</p> <p>a. Type</p> <p>b. Number IN CLEAR</p> <p>10. Personnel losses:</p> <p>a. KIA</p> <p>b. WIA IN CODE</p>							
DISSEM							
DRAFTER TYPED (NAME, TITLE, OFFICE SYMBOL AND PHONE)						SPECIAL INSTRUCTIONS	
TYPED NAME, TITLE, OFFICE SYMBOL AND PHONE						SECURITY CLASSIFICATION (CLASSIFICATION)	
SIGNATURE							
S/B.T. SMITH							

DD FORM 173, 1 JUL 60 REPLACES DD FORM 173, 1 NOV 58 AND DD FORM 173-4, 1 NOV 58, WHICH ARE OBSOLETE.

Appendix 33 (Artillery Situation Report) to Annex Z (Reports) to SOP No 2.

JOINT MESSAGEFORM						SECURITY CLASSIFICATION																			
(CLASSIFICATION)						FOR MESSAGE CENTER/COMMUNICATIONS CENTER ONLY																			
PAGE	DRFTER or RELEASE TIME	PRIORITY	LMF	CLASS	CYC	DATE - TIME			MONTH	YR															
2 OF 2		PP	RT																						
MESSAGE HANDLING INSTRUCTIONS																									
<p>FROM: CO, 1-47 ARTY BN</p> <p>TO: CO, 53D DIV ARTY</p> <p>11. Ammunition status: (ALL IN CODE)</p> <table border="1"> <thead> <tr> <th>TYPE</th> <th>Rounds on hand</th> <th>Rounds expended during period</th> </tr> </thead> <tbody> <tr> <td>a. HE</td> <td></td> <td></td> </tr> <tr> <td>b. Smoke</td> <td></td> <td></td> </tr> <tr> <td>c. Other</td> <td></td> <td></td> </tr> <tr> <td>d. Total</td> <td></td> <td></td> </tr> </tbody> </table> <p>12. Shortages of personnel, equipment, fuel, or ammunition that seriously affect unit mission: _____ IN CODE</p> <p>13. Combat efficiency as of end of period: _____ IN CODE</p> <p>14. Plans for support of future operations and incidents of immediate value. (Submit overlay when practicable.) _____ IN CODE</p>											TYPE	Rounds on hand	Rounds expended during period	a. HE			b. Smoke			c. Other			d. Total		
TYPE	Rounds on hand	Rounds expended during period																							
a. HE																									
b. Smoke																									
c. Other																									
d. Total																									
<p>BT</p> <p>01</p>																									
<p>DRFTER TYPED NAME, TITLE, OFFICE SYMBOL AND PHONE</p> <p>G.E. LONG, CPT, ARTY, 1000 02</p> <p>TYPED NAME, TITLE, OFFICE SYMBOL AND PHONE</p> <p>B.T. SMITH, MAJ, ARTY, XO</p> <p>SIGNATURE</p> <p>S/ B.T. SMITH</p> <p>SPECIAL INSTRUCTIONS</p> <p>SECURITY CLASSIFICATION (CLASSIFICATION)</p>																									

DD FORM 173

REPLACES DD FORM 173, 1 MAY 60 AND DD FORM 173-1, 1 NOV 60, WHICH ARE OBSOLETE.

Appendix 34 (Artillery Position Report).to Annex Z (Reports) to SOP No 1

JOINT MESSAGEFORM						SECURITY CLASSIFICATION (CLASSIFICATION)		
PAGE	DRAFTER OR RELEASED TIME	PRECEDENCE PT INFO	LMF	CLASS	CM	FOR MESSAGE CENTER/COMMUNICATIONS CENTER ONLY DATE - TIME MONTH YEAR		
1 OF 1		PP	RR					
MESSAGE HANDLING INSTRUCTIONS								
<p>CO, 1-47 ARMY BN</p> <p>CO, 53D DIV ARMY</p> <p>INFO: CO, 3D BDE, 53D MECH DIV</p> <p>BT</p> <p>CLASSIFICATION</p> <p>SUBJECT: Artillery Position Report</p> <p>ALPHA: (Unit Sending Report)</p> <p>BRAVO: (Period covered)</p> <p>CHARLIE: (LOC of Fwd Elements of Supported Units)</p> <p>DELTA: (LOC of Unit CP)</p> <p>ECHO: (LOC of Btry Centers of Firing PSN of MSL unit)</p> <p>FOXTROT: (Proposed new LOC and Effective Times)</p> <p>BT</p> <p>GP</p>								
DRAFTER TYPED NAME, TITLE, OFFICE SYMBOL AND PHONE						SPECIAL INSTRUCTIONS		
TYPED NAME, TITLE, OFFICE SYMBOL AND PHONE						SECURITY CLASSIFICATION (CLASSIFICATION)		
SIGNATURE								
/Q.R. BURST								

DD FORM 173 1 JUL 66 REPLACES DD FORM 173, 1 NOV 58 AND DD FORM 173-1, 1 NOV 58, WHICH ARE OBSOLETE.

Appendix 35 (Engineer Situation Report) to Annex Z
(Reports) to SOP No 2 - 53d Inf Div (Mech)

JOINT MESSAGEFORM						SECURITY CLASSIFICATION	
						(CLASSIFICATION)	
PAGE	DRAFTER OR RELEASED TIME	PRECEDENCE AC INFO	LMP	CLASS	CIC	FOR MESSAGE CENTER/COMMUNICATIONS CENTER ONLY	
						DATE - TIME	MONTH - YR
1 OF 3		PP RR					
MESSAGE HANDLING INSTRUCTIONS							
<p>FROM: CO, 53d ENGR BN</p> <p>TO: CG, 53d MECH DIV/G3-OP/</p> <p>INFO: CG, 1 CORPS/ENGR/</p> <p>CG, 51st ENGR BDE</p> <p>CG, 26th ENGR GP</p> <p>* * * *</p> <p>BT</p> <p>CLASSIFICATION</p> <p>SUBJECT: Engineer Situation Report Nr 170-7</p> <p>Period Covered: 180001S 7 to 182400S 7</p> <p>1. Locations</p> <p>a. Locations and missions of the divisional Engr companies and platoons.</p> <p>b. Locations and missions of the non-divisional Engr companies in support of the reporting unit.</p> <p>2. Operations and Intelligence</p> <p>a. MSR/SR Route Status. Report current status, problems encountered during reporting period, and any requirements to upgrade.</p>							
DISTR:							
DRAFTER TYPED NAME, TITLE, OFFICE SYMBOL AND PHONE						SPECIAL INSTRUCTIONS	
R S. SHOVTL, CPT, Engr, Asst S3							
TYPED NAME, TITLE, OFFICE SYMBOL AND PHONE							
T. D. DOZER, MAJ, engr, S3							
SIGNATURE						SECURITY CLASSIFICATION (CLASSIFICATION)	
S/ T. D. Dozer							

DD FORM 173, 1 JUL 68 REPLACES DD FORM 173, 1 NOV 67 AND DD FORM 173-1, 1 NOV 67, WHICH ARE OBSOLETE.

Z-35-1

Appendix 35 (Engineer Situation Report) to Annex Z
(Reports) to SOP No 2 - 53d Inf Div (Mech)

JOINT MESSAGEFORM						SECURITY CLASSIFICATION	
						(CLASSIFICATION)	
PAGE	STARTER OR RELEASE TIME	PRIORITY ACT INFO	LMF	CLASS	CIC	FOR MESSAGE CENTER/COMMUNICATIONS CENTER ONLY	
2 OF 3		PP RR				DATE - TIME	MONTH/YR
BOOK MESSAGE HANDLING INSTRUCTIONS							
<p>FROM: CO, 53D ENGR BN</p> <p>TO: CG, 53D MECH DIV/G3-OP/</p> <p>b. Report number and location of discovered enemy minefield during reporting period. Report number and location of friendly emplaced minefields during reporting period.</p> <p>c. Barriers: Report all new obstacles constructed or replaced/changed during reporting period.</p> <p>d. Engineer materials: Report type, location, and quantity of standard and non-standard materials on hand/available.</p> <p>e. Construction progress: List all projects and percentage completion of all Bn/Div assigned projects.</p> <p>f. Location and amount of water production of the water supply points.</p> <p>3. Tactical Bridging</p> <p>a. Report by type, amount and locations of tactical bridging committed during reporting period.</p> <p>b. Type, amount and location of uncommitted tactical bridging.</p> <p>4. Service support</p> <p>a. Report any major maintenance problems that affects accomplishment of assigned mission.</p> <p>b. Report any major supply problem that affects accomplishment of assigned mission.</p>							
DRAFTER TYPED NAME, TITLE, OFFICE SYMBOL AND PHONE						SPECIAL INSTRUCTIONS	
TYPED NAME, TITLE, OFFICE SYMBOL AND PHONE							
SIGNATURE							
SECURITY CLASSIFICATION						(CLASSIFICATION)	

DD FORM 173 1 JUL 66 REPLACES DD FORM 173, 1 NOV 63 AND DD FORM 173-1, 1 NOV 63, WHICH ARE OBSOLETE.

Appendix 30 (Report of Enemy Minefield) to Annex Z (Reports) to SOP No

JOINT MESSAGEFORM						SECURITY CLASSIFICATION (CLASSIFICATION)	
PAGE	DESIGNS OR RELEASED TIME	PRIORITY ACT	LMF	CLASS	CDC	FOR MESSAGE CENTER/COMMUNICATIONS CENTER ONLY DATE - TIME MONTH YEAR	
1	01	II	PP				
BOOK							
MESSAGE HANDLING INSTRUCTIONS							
<p>FROM: CO, 1-24 CAV</p> <p>TO: CG, 53d MECH DIV/63-OP/</p> <p>INFO: CO, 1st BDE, 53d MECH DIV</p> <p>CO, 3d BDE, 53d MECH DIV</p> <p>BT</p> <p>CLASSIFICATION</p> <p>SUBJECT: Report of Enemy Minefield</p> <p>ALPHA - Map sheet(s) designation</p> <p>BRAVO - DTG of collection of information</p> <p>CHARLIE - Type of minefield (AT, APERS).</p> <p>DELTA - Coordinates of minefield extremities.</p> <p>ECHO - Depth of minefield</p> <p>FOXTROT - Enemy weapons or surveillance.</p> <p>GOLF - Coordinates of lanes or gaps and width in meters.</p> <p>ZULU - Other, such as type of mines, new mines or boobytraps.</p> <p>BT</p> <p>GPX</p>							
<p>DATE:</p>							
<p>DRAFTER TYPED (NAME, TITLE, OFFICE SYMBOL AND PHONE)</p> <p>G.C. CUSTER IV, 1LT, Armor, Asst S3</p>						SPECIAL INSTRUCTIONS	
<p>TYPED NAME, TITLE, OFFICE SYMBOL AND PHONE</p> <p>R.R. SITTING BULL, MAJ, Armor, S3</p>							
<p>SIGNATURE</p> <p>S/R.R. SITTING BULL</p>						SECURITY CLASSIFICATION (CLASSIFICATION)	

DD FORM 173

REPLACES DD FORM 173, 1 NOV 60 AND DD FORM 173-1, 1 NOV 60, WHICH ARE OBSOLETE.

Appendix 35 (Engineer Situation Report) to Annex Z
(Reports) to SOP No 2 - 53d Inf Div (mech)

JOINT MESSAGEFORM 1				SECURITY CLASSIFICATION (CLASSIFICATION)			
PAGE	DRFTER OR RELEASE TIME	PRIORITY ACT INFO	LMF	CLASS	CIC	FOR MESSAGE CENTER/COMMUNICATIONS CENTER ONLY DATE - TIME MONTH YR	
3 OF 3		PP RR					
MESSAGE HANDLING INSTRUCTIONS							
<p>FROM: CO, 53D ENGR BN</p> <p>TO: CG, 53D MECH DIV/G3-OP/</p> <p>c. Report shortage of key personnel by authorized grade and MOS that affects the units ability to accomplish its mission.</p> <p>BT</p> <p>GPX</p>							
<p>6 5 4 3 2 1 0</p>							
<p>0</p>							
DRAFTER TYPED NAME, TITLE, OFFICE SYMBOL AND PHONE				SPECIAL INSTRUCTIONS			
<p>A TYPED NAME, TITLE, OFFICE SYMBOL AND PHONE</p> <p>B SIGNATURE</p> <p>C S/T.D. DOZER</p>				<p>SECURITY CLASSIFICATION (CLASSIFICATION)</p>			

DD FORM 173

1 JUL 66

REPLACES DD FORM 173, 1 NOV 63 AND DD FORM 173-1, 1 NOV 64, WHICH ARE OBSOLETE.

Z-35-3

Appendix 36 (Airfield Heliport Location Report) to Annex
Z (Reports) to SOP No 2 - 53d Inf Div (Mech)

JOINT MESSAGEFORM										SECURITY CLASSIFICATION																																															
FORM	NUMBER OR RELEASE TIME	PRECEDENCE	INFO	LMF	CLASS	CIC	FOR MESSAGE CENTER/COMMUNICATIONS CENTER ONLY																																																		
1 OF		ACT	INFO				DATE - TIME	MONTH	YEAR																																																
BOOK																																																									
MESSAGE HANDLING INSTRUCTIONS																																																									
<p>FROM: CO, 53D AVN CO</p> <p>TO: CG, 53D MECH DIV/53-AC/</p> <p>CG, 1ST U.S. CORPS/AVN/</p> <p>INFO: CO, 100TH AVN GP</p> <p>BT</p> <p>CLASSIFICATION</p> <p>SUBJECT: Airfield/Heliport Location Report as of Time:</p> <table border="0"> <tr><td>A. CP Name and Location</td><td>Alpha-Hammie</td></tr> <tr><td>B. Airfield Name and Location</td><td>Alpha-Hammie</td></tr> <tr><td>C. Heliport Name and Location</td><td>Alpha-Hammie</td></tr> <tr><td>D. Airfield/Heliport Classification</td><td>Alpha</td></tr> <tr><td>E. Elevation</td><td>Alpha</td></tr> <tr><td>F. Length</td><td>Alpha</td></tr> <tr><td>G. Width</td><td>Alpha</td></tr> <tr><td>H. Surface</td><td>Alpha</td></tr> <tr><td>I. Direction</td><td>Alpha</td></tr> <tr><td>J. Weight Classification</td><td>Alpha</td></tr> <tr><td>K. Hazards</td><td>Alpha</td></tr> <tr><td>L. Restrictions</td><td>Alpha</td></tr> <tr><td>M. Lights</td><td>Alpha</td></tr> <tr><td>N. Tower Freq</td><td>Alpha</td></tr> <tr><td>O. Approach Frequency</td><td>Alpha</td></tr> <tr><td>P. CCA Freq</td><td>Alpha</td></tr> <tr><td>Q. Maintenance FAC</td><td>Alpha</td></tr> <tr><td>R. Fuel Available</td><td>Alpha</td></tr> <tr><td>S. Ammunition Available</td><td>Alpha</td></tr> <tr><td>T. Phone Numbers</td><td>Alpha</td></tr> <tr><td>U. Weather HCC</td><td>Alpha</td></tr> <tr><td>V. Hours of Operations</td><td>Alpha</td></tr> <tr><td>W. Remarks</td><td>Alpha</td></tr> </table>												A. CP Name and Location	Alpha-Hammie	B. Airfield Name and Location	Alpha-Hammie	C. Heliport Name and Location	Alpha-Hammie	D. Airfield/Heliport Classification	Alpha	E. Elevation	Alpha	F. Length	Alpha	G. Width	Alpha	H. Surface	Alpha	I. Direction	Alpha	J. Weight Classification	Alpha	K. Hazards	Alpha	L. Restrictions	Alpha	M. Lights	Alpha	N. Tower Freq	Alpha	O. Approach Frequency	Alpha	P. CCA Freq	Alpha	Q. Maintenance FAC	Alpha	R. Fuel Available	Alpha	S. Ammunition Available	Alpha	T. Phone Numbers	Alpha	U. Weather HCC	Alpha	V. Hours of Operations	Alpha	W. Remarks	Alpha
A. CP Name and Location	Alpha-Hammie																																																								
B. Airfield Name and Location	Alpha-Hammie																																																								
C. Heliport Name and Location	Alpha-Hammie																																																								
D. Airfield/Heliport Classification	Alpha																																																								
E. Elevation	Alpha																																																								
F. Length	Alpha																																																								
G. Width	Alpha																																																								
H. Surface	Alpha																																																								
I. Direction	Alpha																																																								
J. Weight Classification	Alpha																																																								
K. Hazards	Alpha																																																								
L. Restrictions	Alpha																																																								
M. Lights	Alpha																																																								
N. Tower Freq	Alpha																																																								
O. Approach Frequency	Alpha																																																								
P. CCA Freq	Alpha																																																								
Q. Maintenance FAC	Alpha																																																								
R. Fuel Available	Alpha																																																								
S. Ammunition Available	Alpha																																																								
T. Phone Numbers	Alpha																																																								
U. Weather HCC	Alpha																																																								
V. Hours of Operations	Alpha																																																								
W. Remarks	Alpha																																																								
<p>BT</p> <p>GPX</p>																																																									
<p>DRAG FOR TYPED NAME, TITLE, OFFICE SYMBOL AND PHONE</p> <p>TYPED NAME, TITLE, OFFICE SYMBOL AND PHONE</p> <p>SIGNATURE</p> <p>/s/ [Signature]</p>						<p>SPECIAL INSTRUCTIONS</p> <p>SECURITY CLASSIFICATION</p>																																																			

DD FORM 173 1 JUL 60 REPLACES DD FORM 173, 1 NOV 48 AND DD FORM 173-1, 1 NOV 48, WHICH ARE OBSOLETE.

Appendix 37 (Aircraft Availability) to Annex Z (Reports) to SOP No 2

JOINT MESSAGE FORM				SECURITY CLASSIFICATION (CLASSIFICATION)			
DATE	CLASSIFICATION	REF	REF	REF	REF	REF	REF
1 of 1		PD	BR				
MESSAGE NUMBER AND INSTRUCTIONS							
<p>FROM: CO, 1-24 CAV SQN</p> <p>TO: CG, 530 RECH DIV/CS-AAC/</p> <p>BT</p> <p>CLASSIFICATION</p> <p>SUBJECT: Aircraft Availability</p> <p>ALPHA: Unit/Reporting Period</p> <p>BRAVO: By type aircraft</p> <p> Type/Avail/O/H/Operational Ready</p> <p>CHARLIE: Combat losses during reporting period.</p>							
<p>EXAMPLE:</p> <p>ALPHA: D/1-24 Cav - 0001 to 1200</p> <p>BRAVO: OH6A / 9 / 7 / 5</p> <p> OH6B / 9 / 8 / 7</p> <p> AH6G / 9 / 6 / 4</p> <p>CHARLIE: 1 - OH6A</p> <p> 2 - AH6G</p>							
<p>BT</p> <p>0000</p>							
<p>0</p> <p>DD FORM 173</p>							

Z-37-1

Appendix 38 (Request for Army Aviation Support) to Annex Z (Reports)
to SQP No 2.

JOINT MESSAGEFORM						SECURITY CLASSIFICATION (CLASSIFICATION)	
PAGE	ORIGINATOR'S RELEASE TIME	PRIORITY	LMF	CLASS	CIC	FOR MESSAGE CENTER/COMMUNICATIONS CENTER ONLY	
		REF	INFO			DATE - TIME	MONTH YR
1 of 1		PP	RM				
BOOK MESSAGE HANDLING INSTRUCTIONS							
<p>TO: CO, 1ST BDE, 53D MECH DIV</p> <p>FM: CC, 53D MECH DIV/G3-ACE/</p> <p>INFO: CO, 1-88 MECH</p> <p>BT</p> <p>CLASSIFICATION</p> <p>SUBJECT: Request for Army Aviation Support</p> <ol style="list-style-type: none"> 1. Type Mission (Immediate)(Preplanned) 2. Pick Up Zone GRID/Required DTG/MLT DTG 3. Landing Zone GRID/Required DTG/MLT DTG 4. NR of Personnel 5. Internal Load Cargo (Type, Weight) 6. External Load Cargo (Type, Weight) 7. Special Handling Cargo 8. Call Sign/Freq of Requesting Unit <p>BT</p> <p>GPX</p>							
<p>ORIGINATOR</p> <p>ORIGINATOR TYPED NAME, TITLE, OFFICE SYMBOL AND PHONE</p> <p>R.O. THOMAS, MAJ, INF, S3 AIR</p> <p>RECEIVED BY TYPED NAME, TITLE, OFFICE SYMBOL AND PHONE</p> <p>R.O. SMITH, MAJ, ART, S3</p> <p>SIGNATURE</p> <p>S/ R.O. SMITH</p> <p>SPECIAL INSTRUCTIONS</p> <p>SECURITY CLASSIFICATION (CLASSIFICATION)</p>							

DD FORM 173 1 JUL 68 REPLACES DD FORM 173, 1 NOV 65 AND AF FORM 570-6, 1 NOV 65, WHEN ARE OBSOLETE.

Appendix 39 (Joint Tactical Airstrike Request) to Annex Z (Reports) to SOP No 2

JOINT TACTICAL AIR STRIKE REQUEST					
SECTION I - MISSION REQUEST					DATE
1. UNIT CALLED	THIS IS	REQUEST NUMBER	SENT		
			TIME	BY	
2. PREPLANNED <input type="checkbox"/> PRECEDENCE <input type="checkbox"/> PRIORITY			RECEIVED		
IMMEDIATE <input type="checkbox"/> PRIORITY			TIME	BY	
TARGET IS NUMBER OF <input type="checkbox"/> PERS IN OPEN <input type="checkbox"/> PERS DUG IN <input type="checkbox"/> WPNS MG, RR, AT <input type="checkbox"/> MORTARS, ARTY <input type="checkbox"/> AAA ADA <input type="checkbox"/> RKTS MISSILE <input type="checkbox"/> ARMOR <input type="checkbox"/> VEHICLES <input type="checkbox"/> BLDGS <input type="checkbox"/> BRIDGES <input type="checkbox"/> PILLBOX, BUNKERS <input type="checkbox"/> SUPPLIES, EQUIP <input type="checkbox"/> CENTER ICP, COM <input type="checkbox"/> AREA <input type="checkbox"/> ROUTE <input type="checkbox"/> MOVING N E S W <input type="checkbox"/> REMARKS					
TARGET LOCATION IS					CHECKED
4. <input type="checkbox"/> (COORDINATES) <input type="checkbox"/> (COORDINATES) <input type="checkbox"/> (COORDINATES) <input type="checkbox"/> (COORDINATES) <input type="checkbox"/> TGT ELEV <input type="checkbox"/> SHEET NO <input type="checkbox"/> SERIES <input type="checkbox"/> CHART NO					BY
5. TARGET TIME/DATE					
<input type="checkbox"/> ASAP <input type="checkbox"/> ELY <input type="checkbox"/> AT <input type="checkbox"/> TO					
6. DESIRED RESULTS					
<input type="checkbox"/> DESTROY <input type="checkbox"/> NEUTRALIZE <input type="checkbox"/> HARASS/INTERDICT					
7. FINAL CONTROL					
<input type="checkbox"/> FAC/RABFAC <input type="checkbox"/> CALL SIGN <input type="checkbox"/> FREQ <input type="checkbox"/> ASRY <input type="checkbox"/> FREQ <input type="checkbox"/> FIX/CONT PT					
8. REMARKS					
<div style="text-align: right;"> <input type="checkbox"/> ACKNOWLEDGED <input type="checkbox"/> BDE HEAD <input type="checkbox"/> DIVISION <input type="checkbox"/> OTHER </div>					
SECTION II - COORDINATION					
9. NGP		10. ARTY		11. AIG/G-2/G-3	
12. REQUEST <input type="checkbox"/> APPROVED <input type="checkbox"/> DISAPPROVED		13. BY		14. REASON FOR DISAPPROVAL	
15. RESTRICTIVE FIRE/AIR PLAN <input type="checkbox"/> IS NOT <input type="checkbox"/> NUMBER		16. IS IN EFFECT <input type="checkbox"/> (FROM TIME) <input type="checkbox"/> (TO TIME)			
17. LOCATION <input type="checkbox"/> (FROM COORDINATES) <input type="checkbox"/> (TO COORDINATES)		18. WIDTH (METERS)		19. ALTITUDE/VERTER <input type="checkbox"/> (MAXIMUM VERTER) <input type="checkbox"/> (MINIMUM)	
SECTION III - MISSION DATA					
20. MISSION NUMBER		21. CALL SIGN		22. NO AND TYPE AIRCRAFT	
23. ORDNANCE		24. EST TGT		25. CONT PT/POWVS (COORD NAVAID FIX)	
26. ELT/ACT TAKEOFF		27. INITIAL CONTACT		28. TGT DESCRIPTION	
29. FAC/ASRY/TAC (A) CALL SIGN FREQ		30. RESTRICTIVE FIRE AIR PLAN SEE IS-10		31. TGT COORD/ELEV	
32.					
<div style="text-align: right;"> <input type="checkbox"/> ACKNOWLEDGED <input type="checkbox"/> TUG <input type="checkbox"/> GFC <input type="checkbox"/> TACP <input type="checkbox"/> ASMT </div>					
* TRANSMIT AS APPROPRIATE					

SOP No 2

JOINT TACTICAL AIR RECONNAISSANCE SURVEILLANCE REQUEST FORM

(L)	REQUEST NO _____	FREQ. ALLOC. _____	1. ESTIMATED TIME _____	2. PRIORITY _____
M	TIME REF ON REQUESTED 1. TIME MISSION A. INITIAL B. INTERMEDIATE C. END 2. TYPE OUTLINE A. TARGETS B. COORDINATES C. AREA 3. DATE OF INFO A. DATE OF ACQ B. DATE OF ANALYSIS C. DATE OF REPORT 4. TYPE OF INFO A. VISUAL B. AUDIO C. PHOTO D. OTHER 5. TYPE FILM A. DIA B. DIA C. DIA D. DIA E. DIA F. DIA G. DIA H. DIA I. DIA J. DIA K. DIA L. DIA M. DIA N. DIA O. DIA P. DIA Q. DIA R. DIA S. DIA T. DIA U. DIA V. DIA W. DIA X. DIA Y. DIA Z.			
N	MAP REFERENCE: PRODUCER 1 AMS 2 ACIC 3 NAVOCEANO 4 OTHER (SPECIFY) _____ SERIES _____ SHEET _____ EDITION _____ DATE _____			
O	TARGET COORDINATES AND DESCRIPTION: 1. UTM _____ 2. LAT-LONG _____ 3. OTHER _____ 4. TARGET DESCRIPTION: A. AIRFIELD F. COMM/ELEC/RADAR K. MISSILE SITE-OFFENSIVE B. ARMOR G. DEFENSIVE POS/STRONG POINT L. R/R YARD C. ARTILLERY H. HARBOR/PORT FACILITY M. STORAGE AREA D. BARRACKS I. LOC N. TROOPS/VEHICLES E. BRIDGE J. MISSILE SITE-DEFENSIVE O. OTHER			
P	ESSENTIAL ELEMENTS OF INFORMATION (EEI) TO BE SATISFIED: _____			
Q	ACCEPTABLE PHOTO SCALE/SCALE LIMITS: _____			
R	REPORTS AND NUMBER OF PRINTS OR PLOTS REQUIRED: 1. REPORTS A. INFILTR IC/S/FREQ B. MISREP C. NOTFN ITO D. IPIR E. SUPR 2. PRODUCTS (QUANTITY) A. PRINTS B. DUPOS C. NEG D. PLOT			
S	DELIVERY ADDRESS: 1. UNIT/ADDRESS _____ 2. COORDS FOR AIRDROP _____ 3. CS FREQ _____			
T	DATE/TIME FACTORS: 1. DATE DESIRED _____ 2. TOT (IF APPLICABLE) _____ 3. ONLY _____ 4. PRIOR COVERAGE ACCEPTABLE (DAYS PRIOR) _____			
U	REMARKS SPECIAL INSTRUCTIONS: ** TARGET AREA CONTROL: C'S FREQ _____ 3. OTHER _____ _____ _____ _____			
V	FIRE PLAN 1. RESTRICTIVE FIRE/AIR PLAN <input type="checkbox"/> IS NOT <input type="checkbox"/> NO 2. IN EFFECT <input type="checkbox"/> (FROM TIME) <input type="checkbox"/> (TO TIME) 3. LOCATION <input type="checkbox"/> (FROM COORDINATES) <input type="checkbox"/> (TO COORDINATES) 4. WIDTH (METERS) 5. ALTITUDE VERTEX <input type="checkbox"/> (MAXIMUM VERTEX) <input type="checkbox"/> MINIMUM			
W	AIR MISSION DATA 1. MISSION NUMBER _____ 2. CS _____ 3. TYPE ACFT _____ 4. EST ACT TAKEOFF _____ 5. EST TOT _____ 6. CONT ACT/CDV (COORD/NAV AID) _____ 7. INITIAL CONTACT _____ 8. FINAL CNTY ITAC/PAC: CS FREQ _____ 9. RESTRICTIVE FIRE AIR PLAN SEE BLOCK V _____ 10. TGT CL. PARTITION _____ 11. TOT COORDS ELEV _____			
* Asterisk indicates use as applicable or when known. ○ Encircled line designators are minimum mandatory items for immediate requests.				

Appendix 41 (Joint Tactical Airlift Request) to Annex Z (Reports) to
SOP No 2.

JOINT TACTICAL AIRLIFT REQUEST									
SECTION 1		REQUEST							
1. UNIT CALLED (Location)		THIS IS MY IDENTIFIER		REQUEST NUMBER		SENT			
						TIME		BY	
2. I HAVE		A. AIR VEHICLE		B. PREPARED		C. EQUIP		D. RECEIVED	
<input type="checkbox"/> 1. AIRCRAFT <input type="checkbox"/> 2. GROUND ALCY <input type="checkbox"/> 3. PERG DROP <input type="checkbox"/> 4. PLANE		<input type="checkbox"/> 5. AIRCRAFT <input type="checkbox"/> 6. GROUND ALCY <input type="checkbox"/> 7. PLANE		<input type="checkbox"/> 8. PREPARED <input type="checkbox"/> 9. SPECIAL		<input type="checkbox"/> 10. EQUIP <input type="checkbox"/> 11. AIR VAC		TIME	
								BY	
3. ONLOAD AIR FIELD									
<input type="checkbox"/> (A) NAME <input type="checkbox"/> (B) COORD <input type="checkbox"/> (C) CONTACT <input type="checkbox"/> (D) DTG									
4. OFFLOAD AIRFIELD DROP SOME EXTRACTION ZONE									
<input type="checkbox"/> (A) NAME <input type="checkbox"/> (B) COORD <input type="checkbox"/> (C) CONTACT <input type="checkbox"/> (D) DTG									
5. NUMBER OF PASSENGERS									
<input type="checkbox"/> (A) COAL T TROOPS <input type="checkbox"/> (B) AIR EVES <input type="checkbox"/> (C) PARATROOPS <input type="checkbox"/> (D) LITTER									
6. GENERAL CARGO									
<input type="checkbox"/> (A) TYPE (Specify Par. Borneo Sec.) <input type="checkbox"/> (B) WEIGHT <input type="checkbox"/> (C) SHIP FROM VHS									
7. NUMBER OF VEHICLES									
<input type="checkbox"/> (A) 1 TO 100 <input type="checkbox"/> (B) 1 TO 100 <input type="checkbox"/> (C) 1 TO 100 <input type="checkbox"/> (D) 1 TO 100									
8. SPECIAL HANDLING CARGO									
<input type="checkbox"/> (A) TYPE <input type="checkbox"/> (B) TOTAL WEIGHT <input type="checkbox"/> (C) WEIGHT <input type="checkbox"/> (D) CODE									
9. TOTAL WEIGHT (From Items 6-8)									
<input type="checkbox"/> (A) WEIGHT									
10. DISPOSITION									
<input type="checkbox"/> (A) DISPOSED <input type="checkbox"/> (B) DISPOSED <input type="checkbox"/> (C) DISPOSED <input type="checkbox"/> (D) DISPOSED									
11. REMARKS									
SECTION 2									
12. REQUEST		13. APPROVED		14. DISAPPROVED		15. COMMENTS			
16. RESTRICTIVE FIRE PLAN									
<input type="checkbox"/> (A) IS NOT <input type="checkbox"/> (B) IS NOT									
17. COMMENTS									
SECTION 3									
18. AIRCRAFT DATA									
<input type="checkbox"/> (A) AIRCRAFT <input type="checkbox"/> (B) AIRCRAFT <input type="checkbox"/> (C) AIRCRAFT <input type="checkbox"/> (D) AIRCRAFT									
19. COMMENTS									

Inclosure 1 (Instructions for Use of Joint Tactical Airlift Request Form to Appendix 41 (Joint Tactical Airlift Request) to Annex Z (Reports) to SOP No 2.

INSTRUCTIONS FOR USE OF JOINT TACTICAL AIRLIFT REQUEST FORM

- BLOCK 1 - Self-explanatory
- BLOCK 2 - Check either A or B to indicate whether request is immediate or preplanned. Also check appropriate item 1 to 8 to identify type of mission requested. If item 7 is checked, an explanation is required in the remarks section.
- BLOCK 3 - Enter name, Location (military grid reference coordinates), and person to be contacted at onload airfield. Also enter date/time (ZULU) when cargo or troops will be available for loading.
- BLOCK 4 - Enter the name of the airfield, drop zone, or extraction zone, and the appropriate military grid reference coordinates. Enter the name and telephone number of the person to be contacted or the call sign and frequency of the agency (CCT, FAC, etc) to be contacted for delivery of the load at the destination.
- BLOCK 5 - List number of combat troops (fully equipped soldiers at 240 lbs standard weight), paratroops with 1 kit bag each (standard weight 260 lbs), number of ambulatory (non-litter patients), and number of litter patients (standard weight 250 lbs).
- BLOCK 6 - List cargo by type and weight. List dimensions for all outsize cargo, i.e., items of cargo in excess of 100 inches long, 74 inches wide, 67 inches high, or which exceed 10,000 lbs.
- BLOCK 7 - List number of vehicles in the appropriate spaces. When required, vehicles may be listed by "M" series designation in Block 1.
- BLOCK 8 - List dangerous materials, biologicals, classified materials, human remains frozen foods, etc, which require special handling or preparation (ref AFM 71-4/TM 38-250/NAVAIR 15-03-500/MCO P4030-19/DSAM 4145.3)
- BLOCK 9 - Enter total weight of items listed in Blocks 6 and 8.
- BLOCK 10 - Enter requester's recommendation for number and type of aircraft and mode of delivery.
- BLOCK 11 - Enter any remarks requester deems necessary to clarify request. Preplanned requests requiring other than routine handling, such as specified items requests, should contain remark to this effect.
- SECTION II Coordination
- NGF - Naval Gun Fire Coordination
ARTY - Artillery coordination
AIO - Air Intelligence Officer
Restrictive Fire Plan. If restricted surface fire is required, enter effective times, altitudes, and area.

Appendix 42 (Personnel Daily Summary) to Annex Z (Reports) to SOP No 2.

Personnel Daily Summary and Daily Strength Message

1. General. The Personnel Daily Summary (PDS), CC Form 501, or DD Form 173 (MSG Form) will be used by all subordinate headquarters to report strength and casualty status to the ACoF S, G1. The completed Personnel Daily Summary is designed to facilitate expeditious transmittal of unit personnel information significant to tactical operations.
2. Reporting Organizations. All units and organizations reporting directly to this Division Headquarters, for operational control and/or administrative purposes will submit the report.
3. Transmission. The Personnel Daily Summary will be transmitted by the most expeditious means available to include; teletype, radio teletype, messenger, or telephone. When transmitted by electrical means, the report will have Routine precedence. Telephone reports will be subject to the same security considerations accorded other tactical messages. Only upon order of the ACoF S, G1 or Chief of Staff, will the report be classified as CONFIDENTIAL.
4. Reporting Times/Period. The Personnel Daily Summary will be prepared daily while in combat or participating in tactical operations, as of 2400 hours local time to arrive at G1, not later than 0600 hours. As of and arrival times may be changed by the G1.
5. Content/Format.
 - a. Unit. Includes all assigned and attached units. Senior Commands will consolidate reports by unit and submit to G1. Division Troops will submit directly to G1.
 - b. Authorized. Unit authorized strength.

- c. Assigned. Unit assigned strength.
- d. Present for Duty. Unit present for duty strength.
- e. Killed. Killed in Action
- f. Wounded. Wounded in Action.
- g. Missing. Missing in Action
- h. Non Battle Administrative. Non battle losses (i.e., dead, missing, captured, sign, AWOL, not in action). Administrative. (ETC, PCS, LEAVE, TDY, R&R, etc.)
- i. Total. Total of e, f, g, and h.
- j. Gains. A total of gains from replacement detachments on other units and individuals returned to duty from Battle, Non-Battle, and admin loss status.

HEADQUARTERS

[illegible]

DTG

2-42-3

Inclosure 2 (DD Form 173-PDS) to Appendix 42 (Personnel Daily Summary)
to Annex Z (Reports) to SOP No 2

JOINT MESSAGEFORM							SECURITY CLASSIFICATION		
CLASSIFICATION									
PAGE	DATE / TIME	PRECEDENCE	LMP	CLASS	CIC	FOR MESSAGE CENTER/COMMUNICATIONS CENTER ONLY			
	RELEASE TIME	ACT	INFO				DATE - TIME	INITIALS	FILE
1 OF 2	090449S	RR							
BOOK		MESSAGE HANDLING INSTRUCTIONS							
<p>FROM: CO, 1st BDE, 53d MECH/SI</p> <p>TO: CG, 53d MECH DIV/G1</p> <p>BT</p> <p>CLASSIFICATION</p> <p>SUBJECT: Personnel Daily Summary No 312</p> <p>a. HHC, 1st Bde</p> <p>b. 115</p> <p>c. 109</p> <p>d. 105</p> <p>e. None</p> <p>f. None</p> <p>g. None</p> <p>h. 5</p> <p>i. 5</p> <p>j. 2</p> <p>a. TF 1-85</p> <p>b. 789</p> <p>c. 726</p> <p>d. 714</p> <p>e. None</p> <p>f. 6</p> <p>g. None</p> <p>h. 3</p> <p>i. 9</p> <p>j. 60</p> <p>a. TF 1-89</p> <p>b. 888</p> <p>c. 808</p> <p>d. 782</p> <p>e. 3</p> <p>f. 8</p> <p>g. None</p> <p>h. 1</p>									
<p>DATE: 0</p>									
<p>REPORT TYPE/NAME: 1. TITLE, OFFICE SYMBOL, PHONE & DATE</p> <p>M. J. HOLTE, CPT, INF, SI</p>						<p>SPECIAL INSTRUCTIONS</p>			
<p>REPORT NAME, TITLE, OFFICE SYMBOL AND PHONE</p> <p>M. J. HOLTE, CPT, INF, SI</p>						<p>SECURITY CLASSIFICATION</p> <p>CLASSIFICATION</p>			
<p>REPORT NAME, TITLE, OFFICE SYMBOL AND PHONE</p> <p>M. J. HOLTE, CPT, INF, SI</p>						<p>DATE TIME GROUP</p>			

DD FORM 173

REPLACES DD FORM 173, 1 JUL 58, WHICH WILL BE USED.

USE PREVIOUS EDITIONS.

Z-42-4

Inclosure 2 (DD Form 173-PDS) to Appendix 42 (Personnel Daily Summary)
to Annex 7 (Reports) to SOP No 2

JOINT MESSAGEFORM						SECURITY CLASSIFICATION	
PAGE		ORIGINATOR OR MESSAGE TIME	PRECEDENCE	LMF	CLASS	CIC	FOR MESSAGE CENTER/COMMUNICATIONS CENTER ONLY
2 OF 2		090449S	RR				DATE - TIME
BOOK		MESSAGE HANDLING INSTRUCTIONS					
<p>FROM:</p> <p>TO:</p> <p>i. 12</p> <p>j. 37</p> <p>a. TF 1-6</p> <p>b. 670</p> <p>c. 596</p> <p>d. 582</p> <p>e. 1</p> <p>f. 11</p> <p>g. None</p> <p>h. 1</p> <p>i. 13</p> <p>j. 37</p> <p>BT</p> <p>GPX</p>							
DISTR:							
DRAFTER TYPED NAME, TITLE, OFFICE SYMBOL, PHONE & DATE				SPECIAL INSTRUCTIONS			
TYPED NAME, TITLE, OFFICE SYMBOL AND PHONE				DATE TIME GROUP			
SIGNATURE				SECURITY CLASSIFICATION		CLASSIFICATION	

DD FORM 173

REPLACES DD FORM 173, 1 JUL 66, WHICH WILL BE USED.

W GPO: 1971-431-031/1127

Z-42-5

Appendix 43 (DA Form 1 - Morning Report) to Annex Z (Reports) to SOP No

[illegible]

Appendix 44 (Feeder Report) to Annex Z (Reports) to SCP No 2.

FEEDER REPORT

1. Ending 2400	2. Reporting Unit	3. Parent Unit	4. Personnel Status
5. Command	6. Subcommand	7. Location or Coord	
REMARKS SECTION			
AUTHENTICATION SECTION			
Name & Title	Grade & Branch	Signature	

NOTE: A strength section is not needed on a Feeder Report since all changes in strength figures are based on entries made in the remarks section.

CC Form 502

Appendix 45 (Spot Strength Report) to Annex Z (Reports) to SOP No 2.

1. General. The Spot Strength Report will be submitted when a battalion/ separate company strength falls below 70% and immediately following an enemy Nuc Detonation within the unit area.
2. Report Time/Period. Immediately upon unit falling to 70% or below its authorized strength.
3. Transmission. Fastest means available. Follow up with written report if transmitted by voice. Use IMMEDIATE precedence if sent by wire.
4. Reporting Organizations. All units submitting PDS Reports to Headquarters, 53d Mech Division.
5. Format. Columns a thru i on PDS Form

Appendix 46 (Casualty Feeder Report) to Annex Z (Reports) to SOP No 2.

CASUALTY FEEDER REPORT (AR 600-10)		CONTROL NO.	CHECK APPLICABLE BOXES <input type="checkbox"/> HOSTILE ACTION <input type="checkbox"/> NON-HOSTILE ACTION
1. LAST NAME - FIRST NAME - MIDDLE INITIAL			
2. SERVICE NO.	3. GRADE	4. HOUR AND DATE OF INCIDENT	
5. UNIT	6. GEOGRAPHICAL LOCATION (Nearby town) AND GRID COORDINATES		
7. TYPE OF CASUALTY (Check applicable box(es))			
<input type="checkbox"/> KILLED IN ACTION	<input type="checkbox"/> MISSING IN ACTION	<input type="checkbox"/> WOUNDED OR INJURED IN ACTION	
<input type="checkbox"/> DIED OF WOUNDS OR INJURIES	<input type="checkbox"/> CAPTURED	<input type="checkbox"/> LIGHTLY WOUNDED OR INJURED IN ACTION *	
<input type="checkbox"/> DIED NOT AS RESULT OF HOSTILE ACTION	<input type="checkbox"/> DETAINED	<input type="checkbox"/> SERIOUSLY WOUNDED OR INJURED IN ACTION *	
<input type="checkbox"/> BODY RECOVERED <input type="checkbox"/> YES <input type="checkbox"/> NO	<input type="checkbox"/> INTERMED	<input type="checkbox"/> SERIOUSLY INJURED NOT AS RESULT OF HOSTILE ACTION	
<input type="checkbox"/> BODY IDENTIFIED <input type="checkbox"/> YES <input type="checkbox"/> NO	<input type="checkbox"/> MISSING	<input type="checkbox"/> LIGHTLY INJURED NOT AS RESULT OF HOSTILE ACTION	
EVACUATED TO			
* To be indicated by medical personnel only.			

DA FORM 1156, 1 Jun 66

REPLACES EDITION OF 1 MAY 61 WHICH WILL BE ISSUED AND USED UNTIL EXHAUSTED.

8. WITNESSES WHO SAW INCIDENT OR IDENTIFIED REMAINS (Name, grade, service number and unit)		
9. REMARKS (Additional circumstances, any religious ministrations performed, etc.)		
10. REVIEWED BY (Check one) <input type="checkbox"/> YES <input type="checkbox"/> NO	11. AUTHORIZED BY (CO or Med Off)	12. VERIFIED BY (Pers Off)
LINE OF DUTY: <input type="checkbox"/> YES <input type="checkbox"/> NO <input type="checkbox"/> UNKNOWN		
UNIT	GRADE	SERVICE NO.
DATE	SIGNATURE OF PERSON PREPARING REPORT	

GPO : 1966 O-221-261

2-116-1

Reproduced from best available copy.

Appendix 47 (Witness Statement of Individual) to Annex Z (Reports) to
SOP No 2.

WITNESS STATEMENT ON INDIVIDUAL (AR 600-10)		<input type="checkbox"/> MIS <input type="checkbox"/> MIA <input type="checkbox"/> CAP <input type="checkbox"/> DET <input type="checkbox"/> DEAD (Remains not recovered)	
1. LAST NAME - FIRST NAME - MIDDLE NAME		2. SERVICE NO.	
3. GRADE	4. DATE OF DEATH OR WHEN LAST SEEN		
5. ORGANIZATION		6. GEOGRAPHICAL LOCATION (include grid coordinates and nearby town)	
7. IF ITEMS 1 AND 2 ARE UNKNOWN: OR NOT POSITIVE, COMPLETE ITEMS LISTED BELOW			
AGE	WEIGHT	HEIGHT	HAIR
			EYES
			RACE
HOME TOWN		CIVILIAN OCCUPATION	NICKNAME
WAS HE MARRIED? (If so, give wife's name if known)		DID HE HAVE ANY CHILDREN? (If so, give names if known)	
OTHER IDENTIFYING MARKS (such as tattoos or birthmarks)		OTHER PERSONS WHO MAY HAVE WITNESSED THIS INCIDENT OR HAVE FURTHER INFORMATION	

DA FORM 1155, 1 Jun 66

REPLACES EDITION OF 1 JUN 61 WHICH WILL BE ISSUED AND USED UNTIL EXHAUSTED.

8. CIRCUMSTANCES SURROUNDING INCIDENT (if known, include cause of death or condition when last seen, and how identified)		
9. NAME OF PERSON MAKING STATEMENT		10. SERVICE NO.
		11. UNIT
12. DATE	13. SIGNATURE	

U.S. GOVERNMENT PRINTING OFFICE: 1965 O-577-016

Appendix 48 (Serious Incident Report) to Annex Z (Reports) to SOP No 2

JOINT MESSAGEFORM							SECURITY CLASSIFICATION (CLASSIFICATION)		
PAGE	DRAFTER OR RELEASE TIME	PRIORITY AC	INFO	LMF	CLASS	CIC	FOR MESSAGE CENTER/COMMUNICATIONS CENTER ONLY DATE - TIME MONTH YR		
1 of 1		I	P						
BOOK		MESSAGE HANDLING INSTRUCTIONS							
<p>FROM: CO, 1-7 Armor</p> <p>TO: CG, 53d MECH DIV/G1/PERS MGT/</p> <p>INFO: CO, 3d BDE, 53d MECH DIV</p> <p>BT</p> <p>CLASSIFICATION</p> <p>SUBJECT: Serious Incident Report</p> <ul style="list-style-type: none"> a. (Type of incident) b. (Name, Rank, SSN, Org of individuals involved). c. (Location) d. (Time of incident). e. (Disposition of Pers/Equipment). f. (Anticipated Actions) <p>BT</p> <p>GPX</p>									
DISTR:									
DRAFTER TYPED NAME, TITLE, OFFICE SYMBOL AND PHONE							SPECIAL INSTRUCTIONS		
J. J. JOHNS, 1LT, Armor, Asst S1									
TYPED NAME, TITLE, OFFICE SYMBOL AND PHONE									
R. T. SMITH, CPT, Armor, S1									
SIGNATURE							SECURITY CLASSIFICATION (CLASSIFICATION)		
S/R.T. SMITH									

DD FORM 173
JUL 68

REPLACES DD FORM 173, 1 NOV 63 AND DD FORM 173-1, 1 NOV 63, WHICH ARE OBSOLETE.

2-48-1

Appendix 49 (Straggler Report) to Annex Z (Reports) to SOP No 2.

JOINT MESSAGEFORM						SECURITY CLASSIFICATION (CLASSIFICATION)					
PAGE	DRAFTER OR RELEASE TIME	PRIORITY AC	INFO	CLASS	CIC	FOR MESSAGE CENTER/COMMUNICATIONS CENTER ONLY					
1 OF 2		PP	RR			DATE - TIME	MONTH	YEAR			
						091615S	Jun	72			
MESSAGE HANDLING INSTRUCTIONS											
<p>FROM: CO, 1-89 INF</p> <p>TO: CG, 53d MECH DIV/GI - PERS MGT,</p> <p>INFO: CO, 1st BDE, 53d MECH DIV</p> <p>CO, 3d BDE, 53d MECH DIV</p> <p>BT</p> <p>CLASSIFICATION</p> <p>SUBJECT: Straggler Report</p> <p>a. Reporting Hqs/Location of apprehension.</p> <p>b. Name/Rank/SSN of straggler.</p> <p>c. Organization of straggler</p> <p>d. Category of straggler</p> <p>(1) <u>Category A.</u> Any person who has lost his way and is attempting to rejoin his unit.</p> <p>(2) <u>Category B.</u> Any person whom it appears could not be held responsible for his actions by reason of a dazed or shocked condition. (Neuropsychiatric cases).</p> <p>(3) <u>Category C.</u> Any person running away for no apparent cause.</p>											
<table border="1"> <tr> <td> <p>DRAFTER TYPED NAME, TITLE, OFFICE SYMBOL AND PHONE</p> <p>R.H. THOMAS, 1LT, INF, Asst S1</p> <p>TYPED NAME, TITLE, OFFICE SYMBOL AND PHONE</p> <p>A.B. BROWN, CPT, INF, S1</p> <p>SIGNATURE</p> <p>S/A.B. BROWN</p> </td> <td> <p>SPECIAL INSTRUCTIONS</p> <p>SECURITY CLASSIFICATION (CLASSIFICATION)</p> </td> </tr> </table>										<p>DRAFTER TYPED NAME, TITLE, OFFICE SYMBOL AND PHONE</p> <p>R.H. THOMAS, 1LT, INF, Asst S1</p> <p>TYPED NAME, TITLE, OFFICE SYMBOL AND PHONE</p> <p>A.B. BROWN, CPT, INF, S1</p> <p>SIGNATURE</p> <p>S/A.B. BROWN</p>	<p>SPECIAL INSTRUCTIONS</p> <p>SECURITY CLASSIFICATION (CLASSIFICATION)</p>
<p>DRAFTER TYPED NAME, TITLE, OFFICE SYMBOL AND PHONE</p> <p>R.H. THOMAS, 1LT, INF, Asst S1</p> <p>TYPED NAME, TITLE, OFFICE SYMBOL AND PHONE</p> <p>A.B. BROWN, CPT, INF, S1</p> <p>SIGNATURE</p> <p>S/A.B. BROWN</p>	<p>SPECIAL INSTRUCTIONS</p> <p>SECURITY CLASSIFICATION (CLASSIFICATION)</p>										

DD FORM 173

1 JUL 68

REPLACES DD FORM 173, 1 NOV 63 AND DD FORM 173-L, 1 NOV 63, WHICH ARE OBSOLETE.

Appendix 49 (Straggler Report) to Annex Z (Reports) to SOP No 2.

JOINT MESSAGE FORM						SECURITY CLASSIFICATION					
PAGE		DRAFTER OR RELEASE TIME		PRECEDENCE		LMF	CLASS	CIC	FOR MESSAGE CENTER/COMMUNICATIONS CENTER ONLY		
2 of 2				ACT	INT				DATE - TIME		MONTH YR
		PP RR							091615S		Jun 72
BOOK		MESSAGE HANDLING INSTRUCTIONS									
<p>FROM:</p> <p>TO:</p> <p>(4) Category D. Wounded personnel.</p> <p>e. Disposition of straggler.</p> <p>BT</p> <p>GPX</p>											
<p>652219</p>											
<p>0</p>											
DRAFTER TYPED NAME, TITLE, OFFICE SYMBOL AND PHONE								SPECIAL INSTRUCTIONS			
TYPED NAME, TITLE, OFFICE SYMBOL AND PHONE											
SIGNATURE											
S/A.B. BROWN								SECURITY CLASSIFICATION (CLASSIFICATION)			

DD FORM 173 1 JUL 66 REPLACES DD FORM 172, 1 NOV 65 AND DD FORM 173-1, 1 NOV 65, WHICH ARE OBSOLETE.

Z-49-2

Appendix 50 (Internee Strength) to Annex Z (Reports) to SOP No 2

JOINT MESSAGE FORM								SECURITY CLASSIFICATION			
PAGE	DRAFTER OR RELEASE TIME	PRECEDENCE ACT	INFO	IMP	CLASS	CIC	SPECIAL MESSAGE CENTER/COMMUNICATIONS CENTER ONLY				
1 of 1		PP	RR				DATE - TIME		MONTH	YR	
							131007S		Jul	74	
BOOK		MESSAGE HANDLING INSTRUCTIONS									
<p>FROM: CO, 1st BDE 53d MECH DIV/S1</p> <p>TO: CG, 53d MECH DIV/G1</p> <p>BT INFO: CG, 53d MECH DIV/PMO</p> <p>CLASSIFICATION</p> <p>SUBJECT: Internee Strength Report</p> <ol style="list-style-type: none"> PW's (Military) <ol style="list-style-type: none"> Number Officers Number Enlisted Number Medical Evacuations Number Evacuated by Military Police Number PW cage Other dispositions (shot while escaping, etc.) Total Civilians <ol style="list-style-type: none"> Number Male Number Female Number Medical Evacuations Number Evacuated by Military Police Number PW cage Other Total Name, Rank, SN, Capturing Unit, Sex, MOS/Skills 											
DISTR:											
DRAFTER TYPED NAME, TITLE, OFFICE SYMBOL AND PHONE						SPECIAL INSTRUCTIONS					
W. R. GOTTUM, SGT											
TYPED NAME, TITLE, OFFICE SYMBOL AND PHONE											
CHUCK M. CLOST, MAJ, BDE S1											
SIGNATURE						SECURITY CLASSIFICATION					
s/C.M. Clost						CLASSIFICATION					

DD FORM 173, 1 JUL 68 REPLACES DD FORM 173, 1 NOV 63 AND DD FORM 173-1, 1 NOV 68, WHICH ARE OBSOLETE.

Appendix 51 (Weekly Discipline, Law and Order Report) to Annex Z
(Reports) to SOP No 2.

JOINT MESSAGEFORM						SECURITY CLASSIFICATION (CLASSIFICATION)	
PAGE	DRAFTER OR RELEASE TIME	PRIORITY	LMF	CLASS	CIC	FOR MESSAGE CENTER/COMMUNICATIONS CENTER ONLY	
1	001	PP	RR			DATE - TIME	MONTH
BOOK MESSAGE HANDLING INSTRUCTIONS							
<p>FROM: CO, 1-9 ARMOR</p> <p>TO: CG, 530 MECH DIV/GI - PERS MGT/</p> <p>INFO: CO, 2D BGE, 530 MECH DIV</p> <p>BT</p> <p>CLASSIFICATION</p> <p>SUBJECT: Weekly discipline, law and order report as of (DTG - Saturday Midnight)</p> <p>a. Unit</p> <p>b. Awards & Decorations</p> <p>(1) DSC</p> <p>(2) SS</p> <p>(3) BSM "Y"</p> <p>(4) ACM "Y"</p> <p>c. Incidents</p> <p>(1) Major crimes (Nr and type)</p> <p>(2) Minor crimes (Nr and type)</p> <p>(3) Traffic</p> <p>(4) AMOL</p> <p>d. Disciplinary Action</p> <p>(1) Field grade Art 15</p> <p>(2) Summary court marshal</p> <p>(3) Special court marshal</p> <p>(4) BOC Special C/M</p> <p>(5) General C/M</p> <p>BT</p> <p>GPX</p> <p>6</p> <p>5</p> <p>4</p> <p>3</p> <p>2</p> <p>1</p> <p>0</p> <p>0</p> <p>DISTR:</p> <p>DRAFTER TYPED NAME, TITLE, OFFICE SYMBOL AND PHONE</p> <p>L.B. JOHNSON, 1LT, Armor, Asst S1</p> <p>TYPED NAME, TITLE, OFFICE SYMBOL AND PHONE</p> <p>R.M. HIXON, CPT, Armor, S1</p> <p>SIGNATURE</p> <p>S/R.M. HIXON</p> <p>SPECIAL INSTRUCTIONS</p> <p>SECURITY CLASSIFICATION (CLASSIFICATION)</p>							

DD FORM 173 REPLACES DD FORM 173, 1 NOV 62 AND DD FORM 173-1, 1 NOV 62, WHICH ARE OBSOLETE.

Appendix 51.1 (Graves Registration) to Annex Z (Reports) to SUP NO 2

JOINT MESSAGEFORM						SECURITY CLASSIFICATION	
PAGE	ORIGINATOR OR RELEASE TITLE	DATE OF ACT	LMF	CLASS	CIC	FOR MESSAGE CENTER/COMMUNICATIONS CENTER ONLY	
1 of 1	1310075	PP	RR			DATE - TIME	MONTHLY
MESSAGE HANDLING INSTRUCTIONS							
<p>FROM: CO, 53d S&T/S3</p> <p>TO: CG, 53d MECH DIV/G1</p> <p>INFO: CO, DISCOM/S3 CG, 53d MECH DIV/AG</p> <p>BT CLASSIFICATION SUBJECT: Graves Registration Report</p> <p>1. Name Rank SN</p> <p>a. Disposition of Remains (if burial give, coordinate, town, etc.)</p> <p>b. Disposition of personal effects (address)</p> <p>c. Cause of death</p> <p>d. Date of death</p> <p>e. Place of death (vic. coordinates, town, etc.)</p> <p>BT GPX</p> <p>* * * * *</p> <p>EXAMPLE</p> <p>1. Hall, Alvin E. Sp4 811-762-3765</p> <p>a. Bake Cemetary, Cranfills Gap, Texas PL105155</p> <p>b. Mother. Mrs. Albert J. Hall 4852 Apple Drive Potsville, Maryland 98952</p> <p>c. Gunshot wound in abdomen.</p> <p>d. 12/4/73</p> <p>e. PL109159, near Cranfills Gap, TX.</p> <p>* * * * *</p>							
DISTR:							
CHARTER TYPED NAME, TITLE, OFFICE SYMBOL, PHONE & DATE						SPECIAL INSTRUCTIONS	
B.M. DEEP, SGT							
TYPED NAME, TITLE, OFFICE SYMBOL AND PHONE						SECURITY CLASSIFICATION	
U.R. STIFF, CPT, QM, GR REG OFF						DATE TIME GROUP	
SIGNATURE						CLASSIFICATION	
S/ U.P. Stiff							

DD FORM 173

REPLACES DD FORM 173, 1 JUL 68, WHICH WILL BE USED.

12000-107-001-071/1137

Z-51.1-1

Appendix 52 (Class III Status Report) to Annex 7
(Reports) to SNP No 2 - 531 Inf Div (Mach)

JOINT MESSAGEFORM										SECURITY CLASSIFICATION	
PAGE	DATE OF MESSAGE	TIME OF MESSAGE	CLASS	CLASS	CLASS	CLASS	CLASS	CLASS	CLASS	CLASS	CLASS
1											
MESSAGE HANDLING INSTRUCTIONS											
<p>FROM: CO, 1-9 AMER</p> <p>TO: CO, 530 SGT DI</p> <p>INFO: CO, 530 HIGH DIV/CH-SUP</p> <p>CO, 3D BDE, 530 HIGH DIV/CH</p> <p>BT</p> <p>CLASSIFICATION</p> <p>SUBJECT: Class III Status Report - 160006 Apr 7</p> <p>ALPHA - Reporting Unit/Trains Location</p> <p><u>Bulk O/H at 170000Z</u> <u>Next 24 Hours</u></p> <p>BRavo ONE (Hogan Bulk)/ /</p> <p>Bravo TWO (Hogan Packaged)/ /</p> <p>Bravo THREE (DFF Bulk)/ /</p> <p>Bravo FOUR (DFF Packaged)/ /</p> <p>Bravo FIVE (DFF Bulk)/ /</p> <p>Bravo SIX (DFF Packaged)/ /</p> <p>Bravo SEVEN (Avigan Bulk)/ /</p> <p>Bravo EIGHT (Avigan Packaged)/ /</p>											
<p>DD FORM 173</p> <p>DD FORM 173-1</p> <p>DD FORM 173-2</p> <p>DD FORM 173-3</p> <p>DD FORM 173-4</p> <p>DD FORM 173-5</p> <p>DD FORM 173-6</p> <p>DD FORM 173-7</p> <p>DD FORM 173-8</p> <p>DD FORM 173-9</p> <p>DD FORM 173-10</p> <p>DD FORM 173-11</p> <p>DD FORM 173-12</p> <p>DD FORM 173-13</p> <p>DD FORM 173-14</p> <p>DD FORM 173-15</p> <p>DD FORM 173-16</p> <p>DD FORM 173-17</p> <p>DD FORM 173-18</p> <p>DD FORM 173-19</p> <p>DD FORM 173-20</p> <p>DD FORM 173-21</p> <p>DD FORM 173-22</p> <p>DD FORM 173-23</p> <p>DD FORM 173-24</p> <p>DD FORM 173-25</p> <p>DD FORM 173-26</p> <p>DD FORM 173-27</p> <p>DD FORM 173-28</p> <p>DD FORM 173-29</p> <p>DD FORM 173-30</p> <p>DD FORM 173-31</p> <p>DD FORM 173-32</p> <p>DD FORM 173-33</p> <p>DD FORM 173-34</p> <p>DD FORM 173-35</p> <p>DD FORM 173-36</p> <p>DD FORM 173-37</p> <p>DD FORM 173-38</p> <p>DD FORM 173-39</p> <p>DD FORM 173-40</p> <p>DD FORM 173-41</p> <p>DD FORM 173-42</p> <p>DD FORM 173-43</p> <p>DD FORM 173-44</p> <p>DD FORM 173-45</p> <p>DD FORM 173-46</p> <p>DD FORM 173-47</p> <p>DD FORM 173-48</p> <p>DD FORM 173-49</p> <p>DD FORM 173-50</p> <p>DD FORM 173-51</p> <p>DD FORM 173-52</p> <p>DD FORM 173-53</p> <p>DD FORM 173-54</p> <p>DD FORM 173-55</p> <p>DD FORM 173-56</p> <p>DD FORM 173-57</p> <p>DD FORM 173-58</p> <p>DD FORM 173-59</p> <p>DD FORM 173-60</p> <p>DD FORM 173-61</p> <p>DD FORM 173-62</p> <p>DD FORM 173-63</p> <p>DD FORM 173-64</p> <p>DD FORM 173-65</p> <p>DD FORM 173-66</p> <p>DD FORM 173-67</p> <p>DD FORM 173-68</p> <p>DD FORM 173-69</p> <p>DD FORM 173-70</p> <p>DD FORM 173-71</p> <p>DD FORM 173-72</p> <p>DD FORM 173-73</p> <p>DD FORM 173-74</p> <p>DD FORM 173-75</p> <p>DD FORM 173-76</p> <p>DD FORM 173-77</p> <p>DD FORM 173-78</p> <p>DD FORM 173-79</p> <p>DD FORM 173-80</p> <p>DD FORM 173-81</p> <p>DD FORM 173-82</p> <p>DD FORM 173-83</p> <p>DD FORM 173-84</p> <p>DD FORM 173-85</p> <p>DD FORM 173-86</p> <p>DD FORM 173-87</p> <p>DD FORM 173-88</p> <p>DD FORM 173-89</p> <p>DD FORM 173-90</p> <p>DD FORM 173-91</p> <p>DD FORM 173-92</p> <p>DD FORM 173-93</p> <p>DD FORM 173-94</p> <p>DD FORM 173-95</p> <p>DD FORM 173-96</p> <p>DD FORM 173-97</p> <p>DD FORM 173-98</p> <p>DD FORM 173-99</p>											

Appendix 52 (Class III Status Report) to Annex 7
(Reports) to SOP ilo 2 - 53d Inf Div (Mech)

JOINT MESSAGEFORM						SECURITY CLASSIFICATION			
PAGE	DATE OF MESSAGE	PRECEDENCE	CLASS	CIC	DATE BY THE CENTER COMMUNICATING AGENCY	DATE BY THE CENTER COMMUNICATING AGENCY	DATE BY THE CENTER COMMUNICATING AGENCY	DATE BY THE CENTER COMMUNICATING AGENCY	
1									
MESSAGE HANDLING INSTRUCTIONS									
<p>FROM: <u>TO: Bulk O/H at HIA/AFM</u> <u>Next 24 hr 1200</u></p> <p>CHARLIE ONE (OE 10)/ gal/</p> <p>CHARLIE TWO (OE 10)/ gal/</p> <p>CHARLIE THREE (OE 50)/ gal/</p> <p>CHARLIE FOUR (OE 90)/ gal/</p> <p>CHARLIE FIVE (RE-ENGINEING)/ gal/</p> <p>DELTA ONE (GAL)/ lbs/</p> <p>DELTA TWO (BR-Bearing grease)/ lbs/</p> <p>DELTA THREE (WP-Water pump)/ lbs/</p> <p>DELTA FOUR (CH-Chain & rope)/ lbs/</p> <p>DELTA FIVE (RR-Lube, rubber seals)/ lbs/</p> <p>BT</p> <p>GP</p> <p>DATE:</p> <p>CHARACTER, TYPE, RATED, TITLE, OFFICE SYMBOL AND NUMBER</p> <p>TITLE, RATED, TYPE, OFFICE SYMBOL AND NUMBER</p> <p>SIGNATURE</p> <p>SPECIAL INSTRUCTIONS</p> <p>OFFICE SYMBOL AND NUMBER</p>									

DD FORM 173 1 JUL 60 PREPARED BY THE JCS, JOINT STAFF AND THE JCS, JOINT STAFF, WHICH ARE IN COMPLETE

Appendix 54 (Class V Status Report) to Annex Z to SOP No 2.

<u>INDEX</u>	<u>WEAPON</u>	<u>TYPE AMMUNITION</u>
1	5.56mm Rifle	Ball
2	5.56mm Rifle	Tracer
3	Cal 30, Carbine	Ball
4	Cal 30, Carbine	Tracer
5	Cal 30, Rifle	Ball
6	Cal 30, Rifle	Tracer
7	Cal 30, MG	MLB (4-1) Ball & Tracer
8	Cal 30, MG	MLB Ball
9	7.62mm Rifle	Ball
10	7.62mm Rifle	Tracer
11	7.62mm MG	Linked Ball
12	7.62mm MG	Linked Tracer
13	7.62mm MG	Linked (4-1) Ball & Tracer
14	Cal 32 Auto Pistol	Ball
15	Cal 38 Revolver	Ball
16	Cal 45 Pistol & MG	Ball
17	Cal 45 MG	Tracer
18	Cal 50 MG M2	Linked (4-1) Ball & Tracer
19	Cal 50 MG M85	Linked (4-1) Ball & Tracer
20	Cal 50 MG M2	Linked (4-1) API & API-1
21	Cal 50 MG M85	Linked (4-1) API & API-1
22	Cal 50 Spotting Rifle	Spotter-Tracer
23	12 Gauge Shotgun	00 Buckshot
24	Helicopter Armament Subsystem	Rocket HE, 2.75 inch
25	3.5-inch Rocket Launcher	HEAT
26	20mm Gun (Gourd)	HE - 100 (4-1) Link
27	40mm M79 Grenade Launcher	HE
28	40mm M79 Grenade Launcher	HE
29	40mm M79 Grenade Launcher	White Star Grenade
30	40mm M79 Grenade Launcher	White Star Grenade
31	40mm M79 Grenade Launcher	HE

Z-54-1

<u>INDEX</u>	<u>WEAPON</u>	<u>TYPE AMMUNITION</u>
32	40mm M5 Grenade Launcher	HE Linked
33	81mm Mortar	HE w/o fuze
34	81mm Mortar	HE w/fuze PD
35	81mm Mortar	WP w/fuze PD
36	81mm Mortar	III w/fuze time
37	81mm Mortar	Fuze Prox
38	81mm Mortar	Fuze PD
39	4.2-inch Mortar	HE w/o fuze
40	4.2-inch Mortar	HE w/fuze PD
41	4.2-inch Mortar	WP w/fuze PD
42	4.2-inch Mortar	III w/fuze MTSQ
43	4.2-inch Mortar	FS Smk
44	4.2-inch Mortar	CS
45	4.2-inch Mortar	Fuze Prox
46	4.2-inch Mortar	Fuze PD
47	90mm RR	HEAT
48	90mm RR	Cannister Antiper
49	90mm Gun	HE-T w/fuze PD
50	90mm Gun	HEAT-T w/fuze PIBU
51	90mm Gun	HEP-T
52	90mm Gun	HVAP-T
53	90mm Gun	WP w/fuze PD
54	90mm Gun	AP-T
55	90mm Gun	APER
56	90mm Gun	Cannister
57	105mm Gun	HEAT-T w/fuze PIBU
58	105mm Gun	HEP-T w/fuze BD
59	105mm Gun	APDS-T
60	105mm Gun	WP w/fuze BD
61	105mm Gun	APER
62	105mm How	HE w/o fuze
63	105mm How	HE w/I M444
64	105mm How	HEAT

INDEXWEAPONTYPE AMMUNITION

65	105mm M1 HE w/fuze	MTSQ F/How
66	105mm HE w/fuze	PD F/How
67	105mm M60 s/fuze	Gas persistent w/WD/H
68	105mm M60 w/fuze	PD/WP/P
69	105mm M60 W/O fuze	WP
70	105mm M64 w/fuze	Leaflet MTSQ
71	105mm M84 w/fuze	Smoke Green
72	105mm M84 w/fuze	Smoke HCBE
73	105mm M84 w/fuze	Smoke Red
74	105mm M84 w/fuze	Smoke Yellow
75	105mm M314 w/fuze	Illuminating
76	105mm M360 w/fuze	Gas non-per G13
77	105mm M416	WP-T Gun M68
78	105mm M724	TPDS-T
79	105mm M629	Tactical CS
80	105mm M456	M490 Series TP-T F/G
81	MTSQ M500 30/BX	Fuze M500 Series
82	Fuze M78 20/BX	Point detonating CP
83	Fuze M78 20/BX	Point detonating non
84	Fuze M571	W/booster M125
85	Fuze M513	Proximity M513 series
86	155 M121 How	Gas persist (VX)
87	155 M116 How	Smoke yellow
88	155 M116 How	Smoke red

INDEXWEAPONTYPE AMMUNITION

89

155 M116 How

Smoke Green

90

155 M121 How

Gas persist GB

91

155 How

White Smoke

92

155 How

Illum

93

155 How

WP

94

155 How

HCBE

95

155 How

HE

INDEX	WEAPON	TYPE AMMUNITION
96	155mm How	HE ⁷ Fuze Prox
97	155mm How	Fuze MTSQ
98	155mm How	Fuze CP
99	155mm How	Charge Propelling White
100	155mm How	Charge Propelling Green
101	155mm How	Primer
102	165mm Gun (CEV)	HEP
103	175mm Gun	HE
104	175mm Gun	Fuze PD
105	175mm Gun	Fuze Prox
106	175mm Gun	Fuze MTSQ
107	175mm Gun	Charge, Propelling
108	175mm Gun	Primer
109	8-Inch How	HE M106
110	8-Inch How	HE M404
111	8-Inch How	Spotting M424
112	8-Inch How	Fuze PD
113	8-Inch How	Fuze Prox
114	8-Inch How	Fuze MTSQ
115	8-Inch How	Fuze CP
116	8-Inch How	Charge, Propelling White
117	8-Inch How	Charge, Propelling Green
118	8-Inch How	Charge, Propelling M20
119	8-Inch How	Primer
120	Guided Missile, Redeye HE XM41E7	
121	Guided Missile, Entac	
122	Guided Missile, SS-11	
123	Rocket M' 66mm, M72 (Low)	
124	Adapter, Grenade, Projection	
125	Adapter, Priming Explosive	

<u>INDEX</u>	<u>WEAPON</u>	<u>TYPE AMMUNITION</u>
126	Cap, Blasting, Special Elec	
127	Cap, Blasting, Special Non Elec	
128	Charge, Demolition Block G4 2 1/2lb	
129	Charge, Demolition Block PETM M118	
130	Charge, Demolition, Block, 1/2 lb TNT	
131	Charge, Demolition, Block, 1 lb TNT	
132	Charge, Demolition, Cartering 40lb	
133	Charge, Demolition, Shaped 15lb	
134	Charge, Demolition, Shaped 40lb	
135	Cord, Detonating, Reinforced Plio-Film Wrapped, Waterproof	
136	Cutter, Reefing Line, 2 Sec Delay	
137	Cutter, Reefing Line, 10 Sec Delay	
138	Demolition Kit, Bangalore, Torpedo (10 Torpedoes)	
139	Demolition Kit Projected Charge, M1	
140	Demolition Kit, Projected Charge, M157	
141	Demolition Kit, Projected Charge, M173	
142	Destructor, Universal	
143	Detonator, Friction, 8 Sec Delay	
144	Detonator, Friction, 15 Sec Delay	
145	Dynamite, Military	
146	Fastener, Unit, Powder Actuated	
147	Firing Device, Demolition, Pressure	
148	Firing Device, Demolition, Pressure, Release Type	
149	Firing Device, Demolition, Pull Type	
150	Firing Device, Demolition, Pull Release Type	
151	Firing Device, Demolition, Release	
152	Firing Device, Demolition, 10 min Delay	
153	Flare, Surface, Trip, M9	
154	Flare, Aircraft, Parachute	
155	Fuse, Blasting, Time	
156	Fuse, Mine, M612	

INDEX

157

158

159

160

161

162

163

164

165

166

167

168

169

170

171

172

173

174

175

176

177

178

179

180

181

182

183

184

185

186

187

WEAPONTYPE AMMUNITION

Grenade, Hand, Fragmentation M26

Grenade, Hand, Fragmentation M33

Grenade, Rifle, HEAT

Grenade, Rifle, WP

Igniter, Time, Lasting, Fuze, Weather Proof

Mine, Anti-Personnel, HE Bounding (Metallic) M16

Mine, Anti-personnel, Frag, Direction M18

Mine, Anti-personnel, Non-Bounding, Nonmetallic M14

Mine, Anti-Tank, HE, Heavy, Metallic

Mine, Anti-tank, HE, Heavy, Non-metallic

Primer, Percussion, Cap (for Firing Devices)

Sig, III, Aft, Single Star, Red

Sig III, Aft, Single Star, Yellow

Sig, III, Aft, Single Star, Green

Sig, III, Double Star, Red-Red

Sig, III, Ground, Cluster, Green Star (Hand Held)

Sig, III, Ground, Ground Cluster, Red Star

Sig, III, Ground Cluster, White Star

Sig, III, Ground, Parachute Green Star (Hand Held)

Sig, III, Ground, Parachute, Red Star (Hand Held)

Sig, III Ground, Parachute, White Star (Hand Held)

Sig, Smoke, Ground, Parachute, Green Star (Hand Held)

Sig, Smoke, Ground, Parachute, Red Star (Hand held)

Squib, Electric, Flash Vented

Rocket Motor (Per Surv System Airborne Drone)

Cartridge, Photoflash, 2 Sec Delay

Burst, Incendiary, Field

Grenade, Hand, Smoke, HC

Grenade, Hand, Green, Smoke

Grenade, Hand, Red, Smoke

Grenade, Hand, Violet, Smoke

<u>INDEX</u>	<u>WEAPON</u>	<u>TYPE AMMUNITION</u>
188	Grenade, Hand, Yellow, Smoke	
189	Grenade, Hand, and Rifle, Smoke WP	
190	Grenade, Hand, Incendiary, TH#3	
191	Grenade, Hand, Riot, CN-DM	
192	Grenade, Hand, Riot, CS	
193	Grenade, Hand, Riot, CS-1	
194	Grenade, Hand, Riot, DM 1, ABC	
195	Mine, Land, Chemical, One-Gallon (Empty)	
196	Smoke, Pot, HC, 30lb	
197	Smoke, Pot, Floating, SGF 2, AM	
198	4.2-inch Mortar	Gas, H (All Types)
199	105mm How	Gas, GB
200	105mm How	Gas, H (All Types)
201	155mm How	Gas, GB
202	155mm How	Gas, VX
203	155mm How	Gas, H (All Types)
204	8-inch How	Gas, GB
205	8-inch How	Gas, VX
206	115mm Rocket	Gas, GB
207	115mm Rocket	Gas, VX
208	Mine	Gas, VX
209	Vulcan, XM 246- HEIT-SD, 20mm	
210	Chapparral Missile	
211	152mm, Shillelagh	
212	152mm, HE	
213	152mm, Apers	
214	Missile, Dragon	
215	Missile, TOW	

Inclosure 1 to Appendix 54 (Class V Status) to Annex 7 (Reports)
to SOP No 2 - 53d Inf Div (Mech)

JOINT MESSAGEFORM										SECURITY CLASSIFICATION (CLASSIFICATION)																																											
PAGE	DATE OF RELEASE TIME	PRECEDENCE PRIORITY	CLASS	CIC	FOR MESSAGE CENTER/COMMUNICATIONS CENTER ONLY																																																
1 OF 1		PP RR			DATE - TIME	MONTH	YEAR																																														
BOOK	MESSAGE HANDLING INSTRUCTIONS																																																				
<p>FROM: CO, TF 1-87</p> <p>TO: CO, 53D DISCOM/DARI</p> <p>INFO: CO, 2D BDE, 53D MECH DIV</p> <p>BT</p> <p>CLASSIFICATION</p> <p>SUBJECT: Class V Status Report (182400 May)</p> <p>1. Reporting Unit</p> <p>2. INDEX NUMBER RDS EXP 18 MAY RDS REQ 19 MAY</p> <table border="1"> <tr> <td>ALPHA</td> <td>33 & 34</td> <td>/</td> <td>/</td> </tr> <tr> <td>BRAVO</td> <td>39 & 40</td> <td>/</td> <td>/</td> </tr> <tr> <td>CHARLIE</td> <td>47</td> <td>/</td> <td>/</td> </tr> <tr> <td>DELTA</td> <td>57</td> <td>/</td> <td>/</td> </tr> <tr> <td>ECHO</td> <td>96</td> <td>/</td> <td>/</td> </tr> <tr> <td>FOXTROT</td> <td>109 & 110</td> <td>/</td> <td>/</td> </tr> <tr> <td>GOLF</td> <td colspan="3">(Other items as required by ASR)</td> </tr> </table> <p>BT</p> <p>GPX</p>												ALPHA	33 & 34	/	/	BRAVO	39 & 40	/	/	CHARLIE	47	/	/	DELTA	57	/	/	ECHO	96	/	/	FOXTROT	109 & 110	/	/	GOLF	(Other items as required by ASR)																
ALPHA	33 & 34	/	/																																																		
BRAVO	39 & 40	/	/																																																		
CHARLIE	47	/	/																																																		
DELTA	57	/	/																																																		
ECHO	96	/	/																																																		
FOXTROT	109 & 110	/	/																																																		
GOLF	(Other items as required by ASR)																																																				
DISTR:																																																					
<table border="1"> <tr> <td colspan="6">UNAPPROVED NAME, TITLE, OFFICE SYMBOL AND PHONE T.D. DAVIS, CPT, INF, 54</td> <td colspan="6">SPECIAL INSTRUCTIONS</td> </tr> <tr> <td colspan="6">TYPED NAME, TITLE, OFFICE SYMBOL AND PHONE R.D. SMITH, MAJ, INF, XO</td> <td colspan="6" rowspan="2"></td> </tr> <tr> <td colspan="6">SIGNATURE S/R.D. SMITH</td> </tr> <tr> <td colspan="6">SECURITY CLASSIFICATION (CLASSIFICATION)</td> <td colspan="6"></td> </tr> </table>												UNAPPROVED NAME, TITLE, OFFICE SYMBOL AND PHONE T.D. DAVIS, CPT, INF, 54						SPECIAL INSTRUCTIONS						TYPED NAME, TITLE, OFFICE SYMBOL AND PHONE R.D. SMITH, MAJ, INF, XO												SIGNATURE S/R.D. SMITH						SECURITY CLASSIFICATION (CLASSIFICATION)											
UNAPPROVED NAME, TITLE, OFFICE SYMBOL AND PHONE T.D. DAVIS, CPT, INF, 54						SPECIAL INSTRUCTIONS																																															
TYPED NAME, TITLE, OFFICE SYMBOL AND PHONE R.D. SMITH, MAJ, INF, XO																																																					
SIGNATURE S/R.D. SMITH																																																					
SECURITY CLASSIFICATION (CLASSIFICATION)																																																					

DD FORM 173

REPLACES DD FORM 173, 1 NOV 63 AND DD FORM 173-1, 1 NOV 63, WHICH ARE OBSOLETE

Z-54-7

[illegible]

APPENDIX 56

(Combat Vehicle Status Report) to Annex Z (Reports)

		CATEGORY			
		One	Two	Three	Four
		Combat Serviceable	Deadlined - Combat Serviceable within 24 hrs	Deadlined - Requires over 24 hrs (Include vehicles evacuated)	NR of Veh in Category Three Unrepairable (Repair parts shortage)
ALPHA:	Tank, Main Battle, M60				
BRAVO:	Armd Rcn/Abn Asst Veh, M551				
CHARLIE:	Carrier, Pers, M113				
DELTA:	Carrier, Cmd & Rcn, M114				
ECHO:	Carrier, CP, M577				
FOXTROT:	Carrier, Mort, 81mm, M125				
GOLF:	Carrier, Mort, 4.2, M106				
HOTEL:	Carrier, GM, TOW				
INDIA:	Howitzer, SP, 155mm, M109				
JULIET:	Howitzer, SP, 8 in, M110				
KILO:	Recovery Veh, M88				
LIMA:	Recovery Veh, M578				
MIKE:	Cmbt Engr Veh, M728				
NOVEMBER:	Launcher, AVLB				
OSCAR:	Gun, AAA, SP, 20mm				
PAPA:	GM System, Carrier Mtd (Chaparral)				

EBEC: Helicopter, Aslt, AHIG

ME0: Helicopter, Obsr, OH6A

ERRA: Helicopter, Util, UH1H

Inclosure 1 (DA Form 173-Combat Vehicle Status Report) to Appendix 56
(Combat Vehicle Status Report) to Annex Z.(Reports) to SOP No 2.

JOINT MESSAGEFORM						SECURITY CLASSIFICATION (CLASSIFICATION)			
PAGE	DRAFTER OR RELEASE TIME	PRIORITY	LMF	CLASS	CHK	FOR MESSAGE CENTER/COMMUNICATIONS CENTER ONLY			
		ACT	INFO			DATE - TIME	MONTH	YR	
1 of 1		PP	RR			161830S	Jul	72	
MESSAGE HANDLING INSTRUCTIONS									
<p>FROM: CO, TF 1-8</p> <p>TO: CG, 53D MECH DIV/G4 - MAINT;</p> <p>INFO: CO, 2D BDE, 53D MECH DIV</p> <p>CO, 53D MAINT BN</p> <p>BT</p> <p>CLASSIFICATION</p> <p>SUBJECT: Combat Vehicle Status Report - 161800S Jul</p> <p>A. 31/2/1/0/3</p> <p>C. 20/1/0/0/4</p> <p>D. 12/1/0/0/2</p> <p>E. 4/0/0/0/0</p> <p>F. 3/0/0/0/0</p> <p>G. 4/0/1/1/0</p> <p>H. 2/0/0/0/0</p> <p>M. 3/0/0/C/1</p> <p>N. 1/0/0/0/0</p> <p>BT</p> <p>CPX</p>									
DISTR:									
DRAFTER TYPES NAMED, TITLE, OFFICE SYMBOL AND PHONE						SPECIAL INSTRUCTIONS			
U.R. GOTAWAY, CPT, ARM, S4									
TYPED NAME, TITLE, OFFICE SYMBOL AND PHONE									
K.A. GOTIT, MAJ, ARM, XO						SECURITY CLASSIFICATION (CLASSIFICATION)			
SIGNATURE									
S/K.A. GOTIT									

DD FORM 173

REPLACES DD FORM 173, 1 NOV 63 AND DD FORM 173-1, 1 NOV 63, WHICH ARE OBSOLETE.

2-56-1-1

Appendix 57 (Status of Major Items of Equipment) to Annex Z (Reports) to SOP No 2.

1. This report will be used to report the loss, destruction, damage, or deadlining of the equipment indicated in inclosure 1 hereto.
2. This report will be rendered daily as of 1800 hours, as prescribed by Annex 2.
3. Reports will normally be transmitted via the Admin RATT Net to the Division 64, with info to the support command. When RATT is not available, any means may be used.
4. This report is a column report and will be rendered in accordance with the following instructions:
 - a. Column A. Enter equipment identification line number. (Take line number from inclosure 1.)
 - b. Column B. Number lost or destroyed. (How the equipment was lost or destroyed is immaterial.) Enter the number of items identified in Column A, so affected.
 - c. Column C. Number deadlined, repairable in reporting unit. (Equipment damaged by enemy action or made inoperative for any other reason is reported.) If the unit has an authorized capability to repair the equipment, it will be reported in this column.
 - d. Column D. Number deadlined, not repairable in reporting unit. (Same criteria as for column C applies, except that equipment that is beyond the authorized capability of the reporting unit to repair is reported in this column.)
 - e. Column E. Number reported in column C that cannot be repaired because parts are not available. (Normally, the lack of parts will be the primary reason for inability to effect repair within authorized capability.)
 - f. Column F. Number reported in column D that unit cannot evacuate for repair by supporting maintenance units. (Normally, units evacuate their equipment to the supporting unit; however, when for any reason this cannot be accomplished it will be reported in this column. The fact that supporting units can and may repair equipment in reporting unit area is immaterial to this report. How and where it is repaired is the supporting maintenance unit problem. The fact that it is beyond the reporting unit's capability and is in their area must be reported in this column.)

Appendix 57 (Status of Major Items of Equipment) to Annex Z (Reports) to SOP No

5. Example of preparation of the report is in inclosure 2.

GRANT
MAJ GEN

Distribution; A

OFFICIAL:
/s/Tyndall
/t/Tyndall
64

Inclosures:

- 1-Equipment Identification List
- 2-Example of Preparation

Inclosure 1 (Equipment Identification List) to Appendix 57 (Status of Major Items of Equipment) to Annex Z (Reports) to SOP No. 2

COLUMNS A

B C D E F

NOMENCLATURE

Electronics Items

- | | |
|--------------------------|--------------------------|
| (1) Radio set AN/MPQ-4A | (7) Radio set AN/VRC-12 |
| (2) Radar set AN/PPS-5 | (8) Radio set AN/VRC-46 |
| (3) Radar set AN/TPS-25 | (9) Radio set AN/VRC-47 |
| (4) Radio set AN/GRC-106 | (10) Radio set AN/VRC-49 |
| (5) Radio set AN/GRC-160 | (11) Radio set AN/VRC-64 |
| (6) Radio set AN/PRC-77 | |

Mobility Items

- (21) Bridge armored vehicle launched scissor
- (22) Crane wheel mtd 20-ton 3/4 cu yd
- (23) Fuel system supply, portable 60,000 gal cap
- (24) Grader road motorized diesel driven
- (25) Semitrailer low bed 25 ton 4 wheel
- (26) Semitrailer stake 12 ton 4 wheel
- (27) Semitrailer tank fuel-servicing 5,000 gal
- (28) Semitrailer tank transporter 50 ton 8 wheel
- (29) Loader scoop-type diesel 4 wheel 2 1/2 cu yd

- (30) Superstructure end bay - MAB
- (31) Superstructure interior bay - MAB
- (32) Superstructure transporter - MAB
- (33) Tractor full-tracked low speed diesel
- (34) Truck cargo 2 1/2 ton 6x6
- (35) Truck cargo 2 1/2 ton 6x6 WVN
- (36) Truck cargo 5 ton 6x6 LWB
- (37) Truck cargo 5 ton 6x6 LWB WVN
- (38) Truck dump 5 ton 6x6 WVN
- (39) Truck lift fork diesel driven 6,000 lb cap
- (40) Truck tank fuel-servicing 2 1/2 ton 6x6
- (41) Truck tractor 5 ton 6x6
- (42) Truck tractor 5 ton 6x6 WVN
- (43) Truck tractor 10 ton 6x6 with dual midship winch
- (44) Truck tractor 10 ton 6x6 with midship winch
- (45) Truck wrecker 5 ton 6x6 WVN
- (46) Water purif equip set truck mtd
- (47) Drum fabric collapsible liquid fuel 500 gal cap
- (48) Tank unit liquid dispensing trailer mtd 500 gal cap
- (49) Tank and pump unit liquid dispensing truck mounting

Weapons Items

- | | |
|--|-------------------------------|
| (60) Carrier cargo tracked 6 ton | (62) Mortar 81-mm on mount |
| (61) Launcher tubular guided missile TOW | (63) Mortar 4.2-Inch on mount |

Inclosure 2 (Major Items of Equipment Status Report) to Appendix 57
(Status of Major Items of Equipment) to Annex Z (Reports) to SOP No 2

JOINT MESSAGE FORM						SECURITY CLASSIFICATION			
PAGE	ORIGINATOR MESSAGE TIME	PL/TERMS SYMBOL	LMF	CLASS	CIC	FOR MESSAGE CENTER	COMMUNICATIONS CENTER	DATE-TIME	RECEIVED
1 OF 1	082230S	PP	RR						
BOOK MESSAGE HANDLING INSTRUCTIONS									
<p>FROM: CO, 1-89 MECH BN/S4</p> <p>TO: CG, 53d MECH DIV/G4</p> <p>INFO: CO, DISCOM/S3</p> <p>BT</p> <p>CLASSIFICATION</p> <p>SUBJECT: Major Items of Equipment Status Report (081800S Nov)</p> <p>1. Reporting Unit: 1-89 MECH BN</p> <p>2. <u>A</u> <u>B</u> <u>C</u> <u>D</u> <u>E</u> <u>F</u></p> <p>3 1</p> <p>7 1</p> <p>13 1</p> <p>18 1</p> <p>41 2 1</p> <p>53 1 1</p> <p>BT</p> <p>GPX</p>									
<p>NAME</p> <p>S.T. PULSE, CPT, INF, S4</p> <p>Typed Name, Field Office Symbol and Phone</p> <p>O.R. LEWIS, MAJ, INF, XO</p> <p>Signature</p> <p>S/ O.R. Lewis</p> <p>SECURITY CLASSIFICATION</p> <p>CLASSIFICATION</p> <p>DATE TIME</p>									

DD FORM 173

REPLACES DD FORM 173, 1 JUL 60, WHICH WILL BE USED.

WASH 1071001 071 1071

Z-57-2-1

Appendix 58 (Critical Items Report) to Annex Z (Reports) to SOP No 2

JOINT MESSAGEFORM						CLASSIFICATION																																																																																																				
PAGE	REPORTING OR RECEIVING UNIT	CLASS	LMF	CLASS	FIG	FOR MESSAGE CENTER/COMMUNICATIONS CENTER ONLY																																																																																																				
1 of 2		PP	RR			DATE - TIME	MONTH																																																																																																			
						090120S	Nov 7																																																																																																			
MESSAGE HANDLING INSTRUCTIONS																																																																																																										
<p>FROM: CG, 53D DIV/G4/</p> <p>TO: CG, 1ST US CORPS/G4/</p> <p>INFO: CG, 1ST COSCOM/</p> <p>CO, 53D DISCOM/S3/</p> <p>BT</p> <p>CLASSIFICATION</p> <p>SUBJECT: Critical Items Status Report Nr. 312.</p> <p>Part I</p> <table border="1"> <thead> <tr> <th>COL A (ITEM)</th> <th>COL B (Auth)</th> <th>COL C (O&H)</th> <th>COL D (OPNL)</th> <th>COL E (CBT-LOSS)</th> <th>COL F (INOP- ORG)</th> <th>COL G (INOP- SPT)</th> <th>COL H (RECD)</th> <th>COL I (SHORT)</th> </tr> </thead> <tbody> <tr> <td>Hel, OH5A</td> <td>36</td> <td>28</td> <td>25</td> <td>8</td> <td>3</td> <td>0</td> <td>0</td> <td>8</td> </tr> <tr> <td>Tank, M50</td> <td>216</td> <td>199</td> <td>166</td> <td>17</td> <td>7</td> <td>26</td> <td>0</td> <td>17</td> </tr> <tr> <td>II-113</td> <td>389</td> <td>339</td> <td>302</td> <td>50</td> <td>12</td> <td>25</td> <td>0</td> <td>50</td> </tr> <tr> <td>M-114</td> <td>176</td> <td>142</td> <td>129</td> <td>34</td> <td>6</td> <td>7</td> <td>0</td> <td>34</td> </tr> <tr> <td>TOW</td> <td>48</td> <td>42</td> <td>39</td> <td>6</td> <td>0</td> <td>3</td> <td>0</td> <td>6</td> </tr> <tr> <td>How, M109</td> <td>54</td> <td>51</td> <td>44</td> <td>3</td> <td>0</td> <td>7</td> <td>0</td> <td>3</td> </tr> <tr> <td>How, M110</td> <td>12</td> <td>12</td> <td>10</td> <td>0</td> <td>2</td> <td>0</td> <td>0</td> <td>0</td> </tr> <tr> <td>ST Trk</td> <td>363</td> <td>299</td> <td>254</td> <td>64</td> <td>24</td> <td>21</td> <td>0</td> <td>64</td> </tr> <tr> <td>VRC-4C</td> <td>591</td> <td>530</td> <td>459</td> <td>61</td> <td>47</td> <td>24</td> <td>0</td> <td>61</td> </tr> <tr> <td>Vulcan</td> <td>24</td> <td>23</td> <td>16</td> <td>1</td> <td>4</td> <td>3</td> <td>0</td> <td>1</td> </tr> </tbody> </table>								COL A (ITEM)	COL B (Auth)	COL C (O&H)	COL D (OPNL)	COL E (CBT-LOSS)	COL F (INOP- ORG)	COL G (INOP- SPT)	COL H (RECD)	COL I (SHORT)	Hel, OH5A	36	28	25	8	3	0	0	8	Tank, M50	216	199	166	17	7	26	0	17	II-113	389	339	302	50	12	25	0	50	M-114	176	142	129	34	6	7	0	34	TOW	48	42	39	6	0	3	0	6	How, M109	54	51	44	3	0	7	0	3	How, M110	12	12	10	0	2	0	0	0	ST Trk	363	299	254	64	24	21	0	64	VRC-4C	591	530	459	61	47	24	0	61	Vulcan	24	23	16	1	4	3	0	1
COL A (ITEM)	COL B (Auth)	COL C (O&H)	COL D (OPNL)	COL E (CBT-LOSS)	COL F (INOP- ORG)	COL G (INOP- SPT)	COL H (RECD)	COL I (SHORT)																																																																																																		
Hel, OH5A	36	28	25	8	3	0	0	8																																																																																																		
Tank, M50	216	199	166	17	7	26	0	17																																																																																																		
II-113	389	339	302	50	12	25	0	50																																																																																																		
M-114	176	142	129	34	6	7	0	34																																																																																																		
TOW	48	42	39	6	0	3	0	6																																																																																																		
How, M109	54	51	44	3	0	7	0	3																																																																																																		
How, M110	12	12	10	0	2	0	0	0																																																																																																		
ST Trk	363	299	254	64	24	21	0	64																																																																																																		
VRC-4C	591	530	459	61	47	24	0	61																																																																																																		
Vulcan	24	23	16	1	4	3	0	1																																																																																																		
<p>V.B. TATE, MAJ, INF, ASST G4</p> <p>T.H. SHORT, LTC, INF, G4</p> <p>/s/ T.H. Short</p>																																																																																																										
CLASSIFICATION						DATE - TIME																																																																																																				

Inclosure 2 (Major Items of Equipment Status Report) to Appendix 57
(Status of Major Items of Equipment) to Annex Z (Reports) to SOP No 2

JOINT MESSAGEFORM						SECURITY CLASSIFICATION			
PAGE	ORIGINATOR RELEASE TIME	PRECEDENCE PRIORITY	LMF	CLASS	CIC	FOR MESSAGE CENTER	CLASSIFICATION	DATE - TIME	LOCATION
1 OF 1	082230S	PP RR							
BOOK MESSAGE HANDLING INSTRUCTIONS									
<p>FROM: CO, 1-89 MECH BN/S4</p> <p>TO: CG, 53d MECH DIV/G4</p> <p>INFO: CO, DISCOM/S3</p> <p>BT</p> <p>CLASSIFICATION</p> <p>SUBJECT: Major Items of Equipment Status Report (081800S Nov)</p> <p>1. Reporting Unit: 1-89 MECH BN</p> <p>2. A B C D E F</p> <p>3 1</p> <p>7 1</p> <p>13 1</p> <p>18 1</p> <p>41 2 1</p> <p>53 1 1</p> <p>BT</p> <p>GPX</p>									
DISTR:									
DRAFTER: NAME, TITLE, OFFICE SYMBOL, PHONE & DATE						SPECIAL INSTRUCTIONS			
S.T. PULSE, CPT, INF, S4									
TYPED NAME, TITLE, OFFICE SYMBOL AND PHONE						SECURITY CLASSIFICATION			
Q.R. LEWIS, MAJ, INF, XO						DATE TIME GROUP			
SIGNATURE						CLASSIFICATION			
s/ Q.R. Lewis									

DD FORM 173 1 DEC 70

REPLACES DD FORM 173, 1 JUL 66, WHICH WILL BE USED.

17 GPO: 1974-531-071: 1117

Z-57-2-1

Appendix 58 (Critical Items Report) to Annex Z (Reports) to SOP No 2

JOINT MESSAGE FORM										SECURITY CLASSIFICATION (Classification)																																																																										
PAGE	ORIGINATOR AREA OR FILE	DATE	TIME	IMP	CLASS	CIC	FOR INFO	FOR ACTION	FOR OTHER	FOR OTHER ONLY																																																																										
1 of 2		PP	RR																																																																																	
MESSAGE HANDLING INSTRUCTIONS																																																																																				
<p>FROM:</p> <p>TO:</p> <p>Part II. The ten repair parts items considered most critical.</p> <table border="1"> <thead> <tr> <th>COL A (FSN)</th> <th>COL B (NOUN)</th> <th>COL C (END ITEM)</th> <th>COL D (SHORT)</th> <th>COL E (DUE IN)</th> </tr> </thead> <tbody> <tr> <td>1. 2520-678-4161</td> <td>Final Drive</td> <td>Tank, M60</td> <td>5</td> <td>5</td> </tr> <tr> <td>2. 2520-894-9531</td> <td>Steering Unit</td> <td>M114</td> <td>4</td> <td>8</td> </tr> <tr> <td>3. 2520-895-9164</td> <td>Final Drive</td> <td>M113</td> <td>8</td> <td>8</td> </tr> <tr> <td>4. 2520-894-9535</td> <td>Transfer Assy</td> <td>How, M109</td> <td>5</td> <td>7</td> </tr> <tr> <td>5. 2520-878-4543</td> <td>Trav Drive Assy</td> <td>How, M110</td> <td>2</td> <td>4</td> </tr> <tr> <td>6. 3430-707-1324</td> <td>Module</td> <td>AN/VRC-46</td> <td>35</td> <td>46</td> </tr> <tr> <td>7. 2529-738-8844</td> <td>Jackshaft</td> <td>M54</td> <td>19</td> <td>25</td> </tr> <tr> <td>8. 6850-820-7616</td> <td>Spring Plate</td> <td>Vulcan, M107</td> <td>3</td> <td>6</td> </tr> <tr> <td>9. 1660-181-3546</td> <td>Impeller Pump, Ctf</td> <td>O16A</td> <td>3</td> <td>5</td> </tr> <tr> <td>10. 2520-714-6135</td> <td>Differential</td> <td>M113</td> <td>12</td> <td>15</td> </tr> </tbody> </table> <p>ST</p> <p>The following criteria will be used as a guideline for the availability of equipment:</p> <table border="1"> <tbody> <tr> <td>A. Combat Vehicles</td> <td>85 Percent</td> </tr> <tr> <td>B. Wheel Vehicles</td> <td>90 Percent</td> </tr> <tr> <td>C. Recovery Vehicles</td> <td>85 Percent</td> </tr> <tr> <td>D. Artillery</td> <td>92 Percent</td> </tr> <tr> <td>E. Aircraft</td> <td>85 Percent</td> </tr> <tr> <td>F. Generators</td> <td>80 Percent</td> </tr> <tr> <td>G. COMEL</td> <td>85 Percent</td> </tr> <tr> <td>H. MHE</td> <td>80 Percent</td> </tr> <tr> <td>I. Construction</td> <td>85 Percent</td> </tr> </tbody> </table> <p>6 (Rept No. is Julian Date)</p> <p>5</p> <p>4</p> <p>3</p> <p>2</p> <p>1</p> <p>0</p> <p>DISTR:</p> <p>0</p> <p>CHAPTER TITLE, NAME, TITLE, OFFICE SYMBOL, PHONE & DATE</p> <p>SPECIAL INSTRUCTIONS</p> <p>NAME, TITLE, OFFICE SYMBOL AND PHONE</p> <p>SIGNATURE</p> <p>SECURITY CLASSIFICATION (Classification)</p> <p>DATE TIME GROUP</p>												COL A (FSN)	COL B (NOUN)	COL C (END ITEM)	COL D (SHORT)	COL E (DUE IN)	1. 2520-678-4161	Final Drive	Tank, M60	5	5	2. 2520-894-9531	Steering Unit	M114	4	8	3. 2520-895-9164	Final Drive	M113	8	8	4. 2520-894-9535	Transfer Assy	How, M109	5	7	5. 2520-878-4543	Trav Drive Assy	How, M110	2	4	6. 3430-707-1324	Module	AN/VRC-46	35	46	7. 2529-738-8844	Jackshaft	M54	19	25	8. 6850-820-7616	Spring Plate	Vulcan, M107	3	6	9. 1660-181-3546	Impeller Pump, Ctf	O16A	3	5	10. 2520-714-6135	Differential	M113	12	15	A. Combat Vehicles	85 Percent	B. Wheel Vehicles	90 Percent	C. Recovery Vehicles	85 Percent	D. Artillery	92 Percent	E. Aircraft	85 Percent	F. Generators	80 Percent	G. COMEL	85 Percent	H. MHE	80 Percent	I. Construction	85 Percent
COL A (FSN)	COL B (NOUN)	COL C (END ITEM)	COL D (SHORT)	COL E (DUE IN)																																																																																
1. 2520-678-4161	Final Drive	Tank, M60	5	5																																																																																
2. 2520-894-9531	Steering Unit	M114	4	8																																																																																
3. 2520-895-9164	Final Drive	M113	8	8																																																																																
4. 2520-894-9535	Transfer Assy	How, M109	5	7																																																																																
5. 2520-878-4543	Trav Drive Assy	How, M110	2	4																																																																																
6. 3430-707-1324	Module	AN/VRC-46	35	46																																																																																
7. 2529-738-8844	Jackshaft	M54	19	25																																																																																
8. 6850-820-7616	Spring Plate	Vulcan, M107	3	6																																																																																
9. 1660-181-3546	Impeller Pump, Ctf	O16A	3	5																																																																																
10. 2520-714-6135	Differential	M113	12	15																																																																																
A. Combat Vehicles	85 Percent																																																																																			
B. Wheel Vehicles	90 Percent																																																																																			
C. Recovery Vehicles	85 Percent																																																																																			
D. Artillery	92 Percent																																																																																			
E. Aircraft	85 Percent																																																																																			
F. Generators	80 Percent																																																																																			
G. COMEL	85 Percent																																																																																			
H. MHE	80 Percent																																																																																			
I. Construction	85 Percent																																																																																			

Appendix 59 (Spot Loss Report) to Annex Z (Reports) to SNP No 2

JOINT MESSAGEFORM						SECURITY CLASSIFICATION																					
PAGE	ORIGINATOR OR E. LEAFLET TIME	PL. PL. STATE PL. INCD	LMF	CLASS	CIC	FOR MESSAGE CENTER/COMMUNICATIONS CENTER ONLY DATE - TIME MONTH YEAR																					
1 of 1	081950S	RR RR																									
BOOK MESSAGE HANDLING INSTRUCTIONS																											
<p>FROM: CO, 1st BDE, 53d MECH/S4</p> <p>TO: CO, 53d S&T BN/DSO</p> <p>INFO: CG, 53d MECH DIV/G4</p> <p>BT</p> <p>CLASSIFICATION</p> <p>SUBJECT: Spot Loss Report</p> <p>Line 1: (DTG of Loss) 08 740S Nov 7__.</p> <p>Line 2: (Location) Jonesboro (PL 1647)</p> <p>Line 3: (Report Nr) 1-312-4</p> <p>Line 5: (Losses)</p> <table border="1"> <thead> <tr> <th>COL A (Item)</th> <th>COL B (USA # or SN)</th> <th>COL C (Nr of Nuc Losses)</th> <th>COL D (Nr of Non-Nuc Losses)</th> </tr> </thead> <tbody> <tr> <td>M113A1 w/ OEM</td> <td>8F1347</td> <td>--</td> <td>1</td> </tr> <tr> <td>CAL 50, HB</td> <td>6887443</td> <td>--</td> <td>1</td> </tr> <tr> <td>M60 LMG</td> <td>6233312</td> <td>--</td> <td>1</td> </tr> <tr> <td>AN/PRC 77</td> <td>6921</td> <td>--</td> <td>1</td> </tr> </tbody> </table> <p>BT GPX</p>								COL A (Item)	COL B (USA # or SN)	COL C (Nr of Nuc Losses)	COL D (Nr of Non-Nuc Losses)	M113A1 w/ OEM	8F1347	--	1	CAL 50, HB	6887443	--	1	M60 LMG	6233312	--	1	AN/PRC 77	6921	--	1
COL A (Item)	COL B (USA # or SN)	COL C (Nr of Nuc Losses)	COL D (Nr of Non-Nuc Losses)																								
M113A1 w/ OEM	8F1347	--	1																								
CAL 50, HB	6887443	--	1																								
M60 LMG	6233312	--	1																								
AN/PRC 77	6921	--	1																								
DISTR:																											
CHAPTER 1: FUNCTIONAL TITLE, OFFICE SYMBOL, PHONE & DATE						SPECIAL INSTRUCTIONS																					
S.T. SLATE, MAJ, INF, S4																											
TYPED NAME, TITLE, OFFICE SYMBOL AND PHONE																											
P. J. JOHNS, LTC, INF, XO																											
SIGNATURE						SECURITY CLASSIFICATION																					
s/ P.J. Johns						CLASSIFICATION																					
						DATE TIME GROUP																					

DD FORM 1 DEC 70 173

REPLACES DD FORM 173, 1 JUL 68, WHICH WILL BE USED.

12 GPO 1971-431 071/1137

Appendix 60 (Bn/Bde Trains Location Report) to Annex Z (Reports)
to SOP No 2

JOINT MESSAGE FORM										SECURITY CLASSIFICATION	
CLASSIFICATION											
PAGE	DATE OF RECEIPT	TIME	ACT	RR	RR	CLASS	CIC	FOR	TO	DATE	TIME
1 of 1	090520S		RR	RR							
BOOK		MESSAGE HANDLING INSTRUCTIONS									
<p>FROM: CO, 2d BDE, 53d MECH DIV/S4</p> <p>TO: CO, 53d DISCOM/S3</p> <p>INFO: CG, 53d MECH DIV/G4 CG, 1st COSCOM</p> <p>BT</p> <p>CLASSIFICATION</p> <p>SUBJECT: BN/BDE Trains Location Report</p> <p>(Unit) (Trains Loc) (As of) (Proposed Loc)</p> <p>* * * * *</p> <p>BT</p> <p>GPX</p>											
DISTR:											
DRAFTED TYPED NAME, TITLE, OFFICE SYMBOL, PHONE & DATE											
SPECIAL INSTRUCTIONS											
W.J. BROWN, CPT, ARM S4											
TYPED NAME, TITLE, OFFICE SYMBOL AND PHONE											
J.D. JEWELL, LTC, INF, XO											
SIGNATURE											
s/ J.D. Jewell											
SECURITY CLASSIFICATION											
CLASSIFICATION											
DATE TIME GROUP											

DD FORM 173

REPLACES DD FORM 173, 1 JUL 66, WHICH WILL BE USED.

12 CPD: 1071-431-027, 1137

Z-60-1

Appendix 61 (Support Locations Report) to Annex Z (Reports) to SOP No 2

JOINT MESSAGEFORM						SECURITY CLASSIFICATION																																					
PAGE	OFFICE OR LOCATION TIME	PRECEDENCE AC	LMF	CLASS	CIC	FOR MESSAGE CENTER/COMMUNICATIONS CENTER ONLY																																					
1 OF 1	090545S	RR	RR																																								
BOOK		MESSAGE HANDLING INSTRUCTIONS																																									
<p>FROM: CO, 53d DISCOM/S3</p> <p>TO: CG, 53d MECH DIV/G4</p> <p>INFO: CG, 1st COSCOM</p> <p>BT</p> <p>CLASSIFICATION</p> <p>SUBJECT: Support Locations Report</p> <table border="1"> <thead> <tr> <th>Unit/Facility</th> <th>Location</th> <th>As of</th> <th>Proposed Loc</th> </tr> </thead> <tbody> <tr> <td>HQ DISCOM</td> <td>PK139694</td> <td>082300</td> <td></td> </tr> <tr> <td>HQ&A, 53d Med</td> <td>PK145715</td> <td>081945</td> <td>XT 110892</td> </tr> <tr> <td>* * *</td> <td>* * *</td> <td>* * *</td> <td>* * *</td> </tr> <tr> <td>CL I</td> <td>PK</td> <td></td> <td></td> </tr> <tr> <td>CL II</td> <td>PK</td> <td></td> <td></td> </tr> <tr> <td>CL III</td> <td>PK</td> <td></td> <td></td> </tr> <tr> <td>CL IIIA</td> <td>PK</td> <td></td> <td></td> </tr> <tr> <td>* * *</td> <td>* * *</td> <td>* * *</td> <td>* * *</td> </tr> </tbody> </table> <p>BT</p> <p>GPX</p>								Unit/Facility	Location	As of	Proposed Loc	HQ DISCOM	PK139694	082300		HQ&A, 53d Med	PK145715	081945	XT 110892	* * *	* * *	* * *	* * *	CL I	PK			CL II	PK			CL III	PK			CL IIIA	PK			* * *	* * *	* * *	* * *
Unit/Facility	Location	As of	Proposed Loc																																								
HQ DISCOM	PK139694	082300																																									
HQ&A, 53d Med	PK145715	081945	XT 110892																																								
* * *	* * *	* * *	* * *																																								
CL I	PK																																										
CL II	PK																																										
CL III	PK																																										
CL IIIA	PK																																										
* * *	* * *	* * *	* * *																																								
DISTR:																																											
CHAPTER TYPE, NAME, TITLE, OFFICE SYMBOL, PHONE & DATE						SPECIAL INSTRUCTIONS																																					
D.T. CRUMP, MAJ, INF, S3																																											
TYPED NAME, TITLE, OFFICE SYMBOL AND PHONE																																											
R.H. HARRIS, LTC, ARM XO																																											
SIGNATURE						SECURITY CLASSIFICATION																																					
s/R.H. Harris						CLASSIFICATION																																					
						DATE TIME GROUP																																					

DD FORM 173

REPLACES DD FORM 173, 1 JUL 68, WHICH WILL BE USED.

1/68 (GPO: 1971-631-071/111)

Appendix 62 (Request for Convoy Clearance) to Annex Z (Reports) to SOP No 2.

REQUEST FOR CONVOY CLEARANCE				DATE	
SECTION I - GENERAL					
1. ORGANIZATION		2. STATION		3. CONVOY COMMANDER	
4. PERSONNEL STRENGTH		5. POINT OF ORIGIN		6. DESTINATION	
4a. OFFICER	4b. UNLISTED				
7. DATE AND TIME		7a. DEPARTURE	7b. ARRIVAL	8. RATE OF MARCH	
SECTION II - CONVOY COMPOSITION					
9. NUMBER OF EACH TYPE OF VEHICLE AND DESCRIPTION (Include towed equipment)					
10. TOTAL NUMBER OF VEHICLES	11. NUMBER OF OVERSIZE/ OVERWEIGHT VEHICLES	12a. NO. OF SERIALS	12b. TIME INTERVAL	13a. NO. OF MARCH UNITS	13b. TIME INTERVAL
SECTION III - ROUTE DATA					
14. PROPOSED ROUTING (Indicate US Routes, State Routes, etc)					
15. ETA AND ETD AT STATE LINES, MAJOR ROAD JUNCTIONS, MAJOR BRIDGES AND TUNNELS, METROPOLITAN AREAS AND OVERNIGHT HALT SITES (Continue on a separate sheet if additional space is required)					
LOCATION		ETA	DATE	ETD	DATE
SECTION IV - LOGISTICAL DATA					
16. BRIEF GENERAL DESCRIPTION OF CARGO (Brief general description; i. e., organizational equipment, etc.) (Within security limitations)					

DD FORM 1265
1 JAN 60

JOINT MESSAGEFORM						SECURITY CLASSIFICATION (CLASSIFICATION)	
PAGE	QUARTER OR W/SEASON TIME	PRIORITY ACT TWO	LMP	CLASS	CIC	FOR MESSAGE CENTER/COMMUNICATIONS CENTER ONLY	
1 OF 1		00				DATE - TIME	MONTH YEAR
						131315	May 72
MESSAGE HANDLING INSTRUCTIONS							
<p>FROM: CO, 1-87 MECH BN</p> <p>TO: CO, 53D MED BN/MEDEVAC</p> <p>BT</p> <p>CLASSIFICATION</p> <p>SUBJECT: Aero MEDEVAC Request</p> <p>ALPHA: (Requesting Unit)</p> <p>BRAVO: Number & Type of Casualties</p> <p>CHARLIE: Pick up Zone and Time</p> <p>DELTA: Property Exchange (equipment contaminated by CBR should not be returned on aircraft.)</p> <p>ECHO: Special Equipment (oxygen, blood, etc)</p> <p>FOXTROT: Destination of Casualties (GRID if Known)</p> <p>GOLF: Information on Tactical Situation</p> <p>BT</p> <p>GPX</p>							
<p>DRUTER 1: FLD NAME, TITLE, OFFICE SYMBOL AND PHONE</p> <p>DRUTER 2: FLD NAME, TITLE, OFFICE SYMBOL AND PHONE</p> <p>DRUTER 3: FLD NAME, TITLE, OFFICE SYMBOL AND PHONE</p> <p>DRUTER 4: FLD NAME, TITLE, OFFICE SYMBOL AND PHONE</p> <p>DRUTER 5: FLD NAME, TITLE, OFFICE SYMBOL AND PHONE</p> <p>DRUTER 6: FLD NAME, TITLE, OFFICE SYMBOL AND PHONE</p> <p>DRUTER 7: FLD NAME, TITLE, OFFICE SYMBOL AND PHONE</p> <p>DRUTER 8: FLD NAME, TITLE, OFFICE SYMBOL AND PHONE</p> <p>DRUTER 9: FLD NAME, TITLE, OFFICE SYMBOL AND PHONE</p> <p>DRUTER 10: FLD NAME, TITLE, OFFICE SYMBOL AND PHONE</p> <p>DRUTER 11: FLD NAME, TITLE, OFFICE SYMBOL AND PHONE</p> <p>DRUTER 12: FLD NAME, TITLE, OFFICE SYMBOL AND PHONE</p> <p>DRUTER 13: FLD NAME, TITLE, OFFICE SYMBOL AND PHONE</p> <p>DRUTER 14: FLD NAME, TITLE, OFFICE SYMBOL AND PHONE</p> <p>DRUTER 15: FLD NAME, TITLE, OFFICE SYMBOL AND PHONE</p> <p>DRUTER 16: FLD NAME, TITLE, OFFICE SYMBOL AND PHONE</p> <p>DRUTER 17: FLD NAME, TITLE, OFFICE SYMBOL AND PHONE</p> <p>DRUTER 18: FLD NAME, TITLE, OFFICE SYMBOL AND PHONE</p> <p>DRUTER 19: FLD NAME, TITLE, OFFICE SYMBOL AND PHONE</p> <p>DRUTER 20: FLD NAME, TITLE, OFFICE SYMBOL AND PHONE</p> <p>DRUTER 21: FLD NAME, TITLE, OFFICE SYMBOL AND PHONE</p> <p>DRUTER 22: FLD NAME, TITLE, OFFICE SYMBOL AND PHONE</p> <p>DRUTER 23: FLD NAME, TITLE, OFFICE SYMBOL AND PHONE</p> <p>DRUTER 24: FLD NAME, TITLE, OFFICE SYMBOL AND PHONE</p> <p>DRUTER 25: FLD NAME, TITLE, OFFICE SYMBOL AND PHONE</p> <p>DRUTER 26: FLD NAME, TITLE, OFFICE SYMBOL AND PHONE</p> <p>DRUTER 27: FLD NAME, TITLE, OFFICE SYMBOL AND PHONE</p> <p>DRUTER 28: FLD NAME, TITLE, OFFICE SYMBOL AND PHONE</p> <p>DRUTER 29: FLD NAME, TITLE, OFFICE SYMBOL AND PHONE</p> <p>DRUTER 30: FLD NAME, TITLE, OFFICE SYMBOL AND PHONE</p> <p>DRUTER 31: FLD NAME, TITLE, OFFICE SYMBOL AND PHONE</p> <p>DRUTER 32: FLD NAME, TITLE, OFFICE SYMBOL AND PHONE</p> <p>DRUTER 33: FLD NAME, TITLE, OFFICE SYMBOL AND PHONE</p> <p>DRUTER 34: FLD NAME, TITLE, OFFICE SYMBOL AND PHONE</p> <p>DRUTER 35: FLD NAME, TITLE, OFFICE SYMBOL AND PHONE</p> <p>DRUTER 36: FLD NAME, TITLE, OFFICE SYMBOL AND PHONE</p> <p>DRUTER 37: FLD NAME, TITLE, OFFICE SYMBOL AND PHONE</p> <p>DRUTER 38: FLD NAME, TITLE, OFFICE SYMBOL AND PHONE</p> <p>DRUTER 39: FLD NAME, TITLE, OFFICE SYMBOL AND PHONE</p> <p>DRUTER 40: FLD NAME, TITLE, OFFICE SYMBOL AND PHONE</p> <p>DRUTER 41: FLD NAME, TITLE, OFFICE SYMBOL AND PHONE</p> <p>DRUTER 42: FLD NAME, TITLE, OFFICE SYMBOL AND PHONE</p> <p>DRUTER 43: FLD NAME, TITLE, OFFICE SYMBOL AND PHONE</p> <p>DRUTER 44: FLD NAME, TITLE, OFFICE SYMBOL AND PHONE</p> <p>DRUTER 45: FLD NAME, TITLE, OFFICE SYMBOL AND PHONE</p> <p>DRUTER 46: FLD NAME, TITLE, OFFICE SYMBOL AND PHONE</p> <p>DRUTER 47: FLD NAME, TITLE, OFFICE SYMBOL AND PHONE</p> <p>DRUTER 48: FLD NAME, TITLE, OFFICE SYMBOL AND PHONE</p> <p>DRUTER 49: FLD NAME, TITLE, OFFICE SYMBOL AND PHONE</p> <p>DRUTER 50: FLD NAME, TITLE, OFFICE SYMBOL AND PHONE</p> <p>DRUTER 51: FLD NAME, TITLE, OFFICE SYMBOL AND PHONE</p> <p>DRUTER 52: FLD NAME, TITLE, OFFICE SYMBOL AND PHONE</p> <p>DRUTER 53: FLD NAME, TITLE, OFFICE SYMBOL AND PHONE</p> <p>DRUTER 54: FLD NAME, TITLE, OFFICE SYMBOL AND PHONE</p> <p>DRUTER 55: FLD NAME, TITLE, OFFICE SYMBOL AND PHONE</p> <p>DRUTER 56: FLD NAME, TITLE, OFFICE SYMBOL AND PHONE</p> <p>DRUTER 57: FLD NAME, TITLE, OFFICE SYMBOL AND PHONE</p> <p>DRUTER 58: FLD NAME, TITLE, OFFICE SYMBOL AND PHONE</p> <p>DRUTER 59: FLD NAME, TITLE, OFFICE SYMBOL AND PHONE</p> <p>DRUTER 60: FLD NAME, TITLE, OFFICE SYMBOL AND PHONE</p> <p>DRUTER 61: FLD NAME, TITLE, OFFICE SYMBOL AND PHONE</p> <p>DRUTER 62: FLD NAME, TITLE, OFFICE SYMBOL AND PHONE</p> <p>DRUTER 63: FLD NAME, TITLE, OFFICE SYMBOL AND PHONE</p> <p>DRUTER 64: FLD NAME, TITLE, OFFICE SYMBOL AND PHONE</p> <p>DRUTER 65: FLD NAME, TITLE, OFFICE SYMBOL AND PHONE</p> <p>DRUTER 66: FLD NAME, TITLE, OFFICE SYMBOL AND PHONE</p> <p>DRUTER 67: FLD NAME, TITLE, OFFICE SYMBOL AND PHONE</p> <p>DRUTER 68: FLD NAME, TITLE, OFFICE SYMBOL AND PHONE</p> <p>DRUTER 69: FLD NAME, TITLE, OFFICE SYMBOL AND PHONE</p> <p>DRUTER 70: FLD NAME, TITLE, OFFICE SYMBOL AND PHONE</p> <p>DRUTER 71: FLD NAME, TITLE, OFFICE SYMBOL AND PHONE</p> <p>DRUTER 72: FLD NAME, TITLE, OFFICE SYMBOL AND PHONE</p> <p>DRUTER 73: FLD NAME, TITLE, OFFICE SYMBOL AND PHONE</p> <p>DRUTER 74: FLD NAME, TITLE, OFFICE SYMBOL AND PHONE</p> <p>DRUTER 75: FLD NAME, TITLE, OFFICE SYMBOL AND PHONE</p> <p>DRUTER 76: FLD NAME, TITLE, OFFICE SYMBOL AND PHONE</p> <p>DRUTER 77: FLD NAME, TITLE, OFFICE SYMBOL AND PHONE</p> <p>DRUTER 78: FLD NAME, TITLE, OFFICE SYMBOL AND PHONE</p> <p>DRUTER 79: FLD NAME, TITLE, OFFICE SYMBOL AND PHONE</p> <p>DRUTER 80: FLD NAME, TITLE, OFFICE SYMBOL AND PHONE</p> <p>DRUTER 81: FLD NAME, TITLE, OFFICE SYMBOL AND PHONE</p> <p>DRUTER 82: FLD NAME, TITLE, OFFICE SYMBOL AND PHONE</p> <p>DRUTER 83: FLD NAME, TITLE, OFFICE SYMBOL AND PHONE</p> <p>DRUTER 84: FLD NAME, TITLE, OFFICE SYMBOL AND PHONE</p> <p>DRUTER 85: FLD NAME, TITLE, OFFICE SYMBOL AND PHONE</p> <p>DRUTER 86: FLD NAME, TITLE, OFFICE SYMBOL AND PHONE</p> <p>DRUTER 87: FLD NAME, TITLE, OFFICE SYMBOL AND PHONE</p> <p>DRUTER 88: FLD NAME, TITLE, OFFICE SYMBOL AND PHONE</p> <p>DRUTER 89: FLD NAME, TITLE, OFFICE SYMBOL AND PHONE</p> <p>DRUTER 90: FLD NAME, TITLE, OFFICE SYMBOL AND PHONE</p> <p>DRUTER 91: FLD NAME, TITLE, OFFICE SYMBOL AND PHONE</p> <p>DRUTER 92: FLD NAME, TITLE, OFFICE SYMBOL AND PHONE</p> <p>DRUTER 93: FLD NAME, TITLE, OFFICE SYMBOL AND PHONE</p> <p>DRUTER 94: FLD NAME, TITLE, OFFICE SYMBOL AND PHONE</p> <p>DRUTER 95: FLD NAME, TITLE, OFFICE SYMBOL AND PHONE</p> <p>DRUTER 96: FLD NAME, TITLE, OFFICE SYMBOL AND PHONE</p> <p>DRUTER 97: FLD NAME, TITLE, OFFICE SYMBOL AND PHONE</p> <p>DRUTER 98: FLD NAME, TITLE, OFFICE SYMBOL AND PHONE</p> <p>DRUTER 99: FLD NAME, TITLE, OFFICE SYMBOL AND PHONE</p> <p>DRUTER 100: FLD NAME, TITLE, OFFICE SYMBOL AND PHONE</p>							
SPECIAL INSTRUCTIONS							
SECURITY CLASSIFICATION						(CLASSIFICATION)	

DD FORM 173 REPLACES DD FORM 173, 1 NOV 68 AND DD FORM 173-1, 1 NOV 68, WHICH ARE OBSOLETE. GPO : 1988 O - 284 000

7-63-1

Appendix 64 (Request for Aerial Resupply) to Annex Z (Reports) to SOP

JOINT MESSAGEFORM						SECURITY CLASSIFICATION	
PAGE	DATE ON	TIME	UNIT	CLASS	CIC	FOR MESSAGE CENTER/CO. W/DC/TERMS CENTER/TERMS	
1 OF 1	081740S	00	PP				
MESSAGE HANDLING INSTRUCTIONS							
<p>FROM: CO, TF 1-85</p> <p>TO: CG, 53d MECH DIV/DTO</p> <p>INFO: CO, 1st BDE, 53d MECH/S4</p> <p>CG, 53d MECH DIV/G4</p> <p>BT</p> <p>CLASSIFICATION</p> <p>SUBJECT: Request for Aerial Resupply</p> <p>Line 1: (Call Sign of Requesting Organization)</p> <p>Line 2: (Type and quantity of Supplies)</p> <p>a. (Rations) (Number)</p> <p>b. (Ammunition) (Type & Nr of rounds)</p> <p>c. (POL) (Container, type and Nr of gallons)</p> <p>Line 3: (DTG RQR)</p> <p>Line 4: (DZ/LZ Information)</p> <p>a. (Location Grid of DZ/LZ)</p> <p>b. (Descr & Loc of prominent landmarks 5 mi from DZ/LZ)</p> <p>c. (Recommended direction of approach)(Magnetic AZ)</p> <p>Line 5: (Air-ground radio FM/UHF/VHF/with Freq & Call sig.)</p> <p>BT</p> <p>GPX</p>							
DISTR:							
DISTRIBUTION NAME, TITLE, OFFICE SYMBOL, PHONE & DATE						SPECIAL INSTRUCTIONS	
U.R. LOST, CPT, ARM S4							
INFO NAME, TITLE, OFFICE SYMBOL AND PHONE							
I.M. TOO, MAJ, ARM, XO							
SIGNATURE						SECURITY CLASSIFICATION	
S/ I.M. Too						DATE TIME GROUP	
CLASSIFICATION							

DD FORM 173

REPLACES DD FORM 173, 1 JUL 68, WHICH WILL BE USED.

12 SEP 1971 EDITION 11/117

Z-64-1

Appendix 65 (Aerial Resupply Follow-up) to Annex Z to SOP No 2

JOINT MESSAGE FORM						SECURITY CLASSIFICATION	
PAGE	DATE/TIME	BY	INFO	LMF	CLASS	CIC	FOR MESSAGE CENTER/COMMUNICATIONS CENTER ONLY
1 OF 1	082230S	RR	RR				
MESSAGE HANDLING INSTRUCTIONS							
<p>FROM: CO, TF 1-85/S4</p> <p>TO: CG, 53d MECH DIV/DT0</p> <p>INFO: CO, 1st BDE, 53d MECH/S4 CG, 53d MECH DIV/G4</p> <p>BT</p> <p>CLASSIFICATION</p> <p>SUBJECT: Aerial Resupply Follow-up</p> <p>Line 1: (Time Flight Arrived)</p> <p>Line 2: (Time Flight Departed)</p> <p>Line 3: Status of supplies:</p> <p style="text-align: center;">Col A Col B (Quantity Rec'd) (% Serviceable)</p> <p>a. Class I</p> <p>b. Class III</p> <p>c. Class V</p> <p>Line 4: Type and quantity of air items recovered.</p> <p>Line 5: Nr of parachute malfunctions.</p> <p>BT</p> <p>GPX</p>							
DISTR:							
NAME, TITLE, OFFICE SYMBOL, PHONE & DATE						SPECIAL INSTRUCTIONS	
U.R. LOST, CPT, ARM, S4							
NAME, TITLE, OFFICE SYMBOL AND PHONE							
I.M. TOO, MAJ, ARM, XO							
SIGNATURE						SECURITY CLASSIFICATION	
S/ I.M. Too						CLASSIFICATION	
						DATE TIME GROUP	

DD FORM 173
1 DEC 70

REPLACES DD FORM 173, 1 JUL 68, WHICH WILL BE USED.

STANDARD FORM 1071-001-0711107

Z-65-1.

JOINT MESSAGEFORM							SECURITY CLASSIFICATION																												
PAGE	REFERENCE CLASSIFICATION	PRECEDENCE	CLASS	CLASS	CLASS	CLASS	FOR MESSAGE CENTER/COMMUNICATIONS SECTION	DATE-TIME																											
1 OF 1	0819005	RR																																	
MESSAGE HANDLING INSTRUCTIONS																																			
<p>FROM: CO, 53d MAINT BN</p> <p>TO: CG, 53d MECH DIV/G4</p> <p>BT CLASSIFICATION</p> <p>SUBJECT: Maintenance Float Status</p> <table border="1"> <thead> <tr> <th>Col A</th> <th>Col B</th> <th>Col C</th> <th>Col D</th> <th>Col E</th> </tr> <tr> <th>(Noun/FSN)</th> <th>(Quantity Authorized)</th> <th>(Quantity on Hand)</th> <th>(On Hand Location)</th> <th>(Quantity Due in)</th> </tr> </thead> <tbody> <tr> <td></td> <td></td> <td></td> <td></td> <td></td> </tr> </tbody> </table> <p>BT GPX</p>									Col A	Col B	Col C	Col D	Col E	(Noun/FSN)	(Quantity Authorized)	(Quantity on Hand)	(On Hand Location)	(Quantity Due in)																	
Col A	Col B	Col C	Col D	Col E																															
(Noun/FSN)	(Quantity Authorized)	(Quantity on Hand)	(On Hand Location)	(Quantity Due in)																															
DISTR:																																			
<table border="1"> <tr> <td colspan="4"> NAME, TYPE, NAME, TITLE, OFFICE SYMBOL, PHONE & DATE U. R. SHORT, CPT. OD, ASST S3 </td> <td colspan="5">SPECIAL INSTRUCTIONS</td> </tr> <tr> <td colspan="4"> TYPED NAME, TITLE, OFFICE SYMBOL AND PHONE I. H. KNOT, MAJ, OD, XO </td> <td colspan="5"></td> </tr> <tr> <td colspan="4">SIGNATURE S/ I. H. Knot</td> <td colspan="3">SECURITY CLASSIFICATION CLASSIFICATION</td> <td colspan="2">DATE-TIME</td> </tr> </table>									NAME, TYPE, NAME, TITLE, OFFICE SYMBOL, PHONE & DATE U. R. SHORT, CPT. OD, ASST S3				SPECIAL INSTRUCTIONS					TYPED NAME, TITLE, OFFICE SYMBOL AND PHONE I. H. KNOT, MAJ, OD, XO									SIGNATURE S/ I. H. Knot				SECURITY CLASSIFICATION CLASSIFICATION			DATE-TIME	
NAME, TYPE, NAME, TITLE, OFFICE SYMBOL, PHONE & DATE U. R. SHORT, CPT. OD, ASST S3				SPECIAL INSTRUCTIONS																															
TYPED NAME, TITLE, OFFICE SYMBOL AND PHONE I. H. KNOT, MAJ, OD, XO																																			
SIGNATURE S/ I. H. Knot				SECURITY CLASSIFICATION CLASSIFICATION			DATE-TIME																												

DD FORM 173

REPLACES DD FORM 173, 1 JUL 60, WHICH WILL BE USED.

16-00000-100-100

Z-66-1