

AD-753 709

ENGINEERING DESIGN DATA FOR ALUMINUM  
ALLOY 7475 IN THE T761 AND T61 CONDITION

Russell R. Cervay

Dayton University

Prepared for:

Air Force Materials Laboratory

September 1972

DISTRIBUTED BY:

**NTIS**

National Technical Information Service  
U. S. DEPARTMENT OF COMMERCE  
5285 Port Royal Road, Springfield Va. 22151

AFML-TR-72-173

AD753709

# ENGINEERING DESIGN DATA FOR ALUMINUM ALLOY 7475 IN THE T761 AND T61 CONDITION

RUSSELL R. CERV4Y  
UNIVERSITY OF DAYTON  
RESEARCH INSTITUTE

TECHNICAL REPORT AFML-TR-72-173

SEPTEMBER 1972

Approved for public release; distribution unlimited.

NATIONAL TECHNICAL  
INFORMATION SERVICE

AIR FORCE MATERIALS LABORATORY  
AIR FORCE SYSTEMS COMMAND  
WRIGHT-PATTERSON AIR FORCE BASE, OHIO

## NOTICES

When Government drawings, specifications, or other data are used for any purpose other than in connection with a definitely related Government procurement operation, the United States Government thereby incurs no responsibility nor any obligation whatsoever; and the fact that the Government may have formulated, furnished, or in any way supplied the said drawings, specifications, or other data, is not to be regarded by implication or otherwise as in any manner licensing the holder or any other person or corporation, or conveying any rights or permission to manufacture, use, or sell any patented invention that may in any way be related thereto.

ACQUISITION

DATE

TIME

LOCATION

REMARKS

1. 1000

2. 1000

3. 1000

4. 1000

5. 1000

6. 1000

7. 1000

8. 1000

9. 1000

10. 1000

11. 1000

12. 1000

13. 1000

14. 1000

15. 1000

16. 1000

17. 1000

18. 1000

19. 1000

20. 1000

21. 1000

22. 1000

23. 1000

24. 1000

25. 1000

26. 1000

27. 1000

28. 1000

29. 1000

30. 1000

31. 1000

32. 1000

33. 1000

34. 1000

35. 1000

36. 1000

37. 1000

38. 1000

39. 1000

40. 1000

41. 1000

42. 1000

43. 1000

44. 1000

45. 1000

46. 1000

47. 1000

48. 1000

49. 1000

50. 1000

51. 1000

52. 1000

53. 1000

54. 1000

55. 1000

56. 1000

57. 1000

58. 1000

59. 1000

60. 1000

61. 1000

62. 1000

63. 1000

64. 1000

65. 1000

66. 1000

67. 1000

68. 1000

69. 1000

70. 1000

71. 1000

72. 1000

73. 1000

74. 1000

75. 1000

76. 1000

77. 1000

78. 1000

79. 1000

80. 1000

81. 1000

82. 1000

83. 1000

84. 1000

85. 1000

86. 1000

87. 1000

88. 1000

89. 1000

90. 1000

91. 1000

92. 1000

93. 1000

94. 1000

95. 1000

96. 1000

97. 1000

98. 1000

99. 1000

100. 1000

101. 1000

102. 1000

103. 1000

104. 1000

105. 1000

106. 1000

107. 1000

108. 1000

109. 1000

110. 1000

111. 1000

112. 1000

113. 1000

114. 1000

115. 1000

116. 1000

117. 1000

118. 1000

119. 1000

120. 1000

121. 1000

122. 1000

123. 1000

124. 1000

125. 1000

126. 1000

127. 1000

128. 1000

129. 1000

130. 1000

131. 1000

132. 1000

133. 1000

134. 1000

135. 1000

136. 1000

137. 1000

138. 1000

139. 1000

140. 1000

141. 1000

142. 1000

143. 1000

144. 1000

145. 1000

146. 1000

147. 1000

148. 1000

149. 1000

150. 1000

151. 1000

152. 1000

153. 1000

154. 1000

155. 1000

156. 1000

157. 1000

158. 1000

159. 1000

160. 1000

161. 1000

162. 1000

163. 1000

164. 1000

165. 1000

166. 1000

167. 1000

168. 1000

169. 1000

170. 1000

171. 1000

172. 1000

173. 1000

174. 1000

175. 1000

176. 1000

177. 1000

178. 1000

179. 1000

180. 1000

181. 1000

182. 1000

183. 1000

184. 1000

185. 1000

186. 1000

187. 1000

188. 1000

189. 1000

190. 1000

191. 1000

192. 1000

193. 1000

194. 1000

195. 1000

196. 1000

197. 1000

198. 1000

199. 1000

200. 1000

201. 1000

202. 1000

203. 1000

204. 1000

205. 1000

206. 1000

207. 1000

208. 1000

209. 1000

210. 1000

211. 1000

212. 1000

213. 1000

214. 1000

215. 1000

216. 1000

217. 1000

218. 1000

219. 1000

220. 1000

221. 1000

222. 1000

223. 1000

224. 1000

225. 1000

226. 1000

227. 1000

228. 1000

229. 1000

230. 1000

231. 1000

232. 1000

233. 1000

234. 1000

235. 1000

236. 1000

237. 1000

238. 1000

239. 1000

240. 1000

241. 1000

242. 1000

243. 1000

244. 1000

245. 1000

246. 1000

247. 1000

248. 1000

249. 1000

250. 1000

251. 1000

252. 1000

253. 1000

254. 1000

255. 1000

256. 1000

257. 1000

258. 1000

259. 1000

260. 1000

261. 1000

262. 1000

263. 1000

264. 1000

265. 1000

266. 1000

267. 1000

268. 1000

269. 1000

270. 1000

271. 1000

272. 1000

273. 1000

274. 1000

275. 1000

276. 1000

277. 1000

278. 1000

279. 1000

280. 1000

281. 1000

282. 1000

283. 1000

284. 1000

285. 1000

286. 1000

287. 1000

288. 1000

289. 1000

290. 1000

291. 1000

292. 1000

293. 1000

294. 1000

295. 1000

296. 1000

297. 1000

298. 1000</

Copies of this report should not be returned unless otherwise required by security considerations, contractual obligations, or notice on a special document.

**ENGINEERING DESIGN DATA FOR ALUMINUM  
ALLOY 7475 IN THE T761 AND T61 CONDITION**

*RUSSELL R. CERVAY*

Approved for public release; distribution unlimited.

ic

## FOREWORD

This report was prepared by the University of Dayton Research Institute (UDRI), Dayton, Ohio. The work was performed under USAF Contract No. F33615-71-C-1054. The contract was initiated under Project No. 7381, "Materials Applications," Task No. 738106, "Engineering and Design Data," and administered by the Air Force Materials Laboratory, Wright-Patterson Air Force Base, Ohio, Mr. David C. Watson, AFML/LAE, Project Engineer.

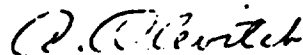
All (or many) of the items compared in this report were commercial items that were not developed or manufactured to meet Government specifications, to withstand the tests to which they were subjected, or to operate as applied during this study. Any failure to meet the objectives of this study is no reflection on any of the commercial items discussed herein or on any manufacturer.

The author would like to acknowledge that testing performed for this program was accomplished by Messrs. Cambron, Eblin, and Maxwell of the UDRI.

The report covers work conducted from April 1971 to February 1972. The contractor's report number is UDRI-TR-72-25.

The report was submitted by the author in April 1972.

This technical report has been reviewed and is approved.



A. OLEVITCH

Chief, Materials Engineering Branch  
Materials Support Division

## TABLE OF CONTENTS

<u>Section</u>		<u>Page</u>
I	INTRODUCTION	1
II	PROGRAM OUTLINE AND PROCEDURES	2
III	RESULTS AND DISCUSSION	7
IV	CONCLUSIONS	18
V	REFERENCES	19

Unclassified  
Security Classification

DOCUMENT CONTROL DATA - R&D		
<small>(Security classification of title, body of abstract and indexing annotation must be entered when the overall report is classified)</small>		
1. ORIGINATING ACTIVITY (Corporate author) University of Dayton Research Institute 300 College Park Avenue Dayton, Ohio 45409		2a. REPORT SECURITY CLASSIFICATION Unclassified
		2b. GROUP
3. REPORT TITLE  ENGINEERING DESIGN DATA FOR ALUMINUM ALLOY 7475 IN THE T761 AND T61 CONDITION		
4. DESCRIPTIVE NOTES (Type of report and inclusive dates) Technical Report		
5. AUTHOR(S) (Last name, first name, initial)  Cervay, Russell R.		
6. REPORT DATE September 1972	7a. TOTAL NO. OF PAGES 1927	7b. NO. OF REFS 3
8a. CONTRACT OR GRANT NO. F33615-71-C-1054	8a. ORIGINATOR'S REPORT NUMBER(S)  UDRI-TR-72-25	
b. PROJECT NO. 7381		
c. Task No. 738106	8b. OTHER REPORT NO(S) (Any other numbers that may be assigned this report) AFML-TR-72-173	
10. AVAILABILITY/LIMITATION NOTICES Approved for public release; distribution is unlimited.		
11. SUPPLEMENTARY NOTES	12. SPONSORING MILITARY ACTIVITY Air Force Materials Laboratory Air Force Systems Command Wright-Patterson AFB, Ohio 45433	
13. ABSTRACT  Tensile, exfoliation, fatigue, and fatigue crack growth properties were determined for a new aluminum sheet alloy, 7475, in two heat treated conditions, T761 and T61. The tensile properties of the T61 sheet were superior to those for the T761 sheet. The fatigue crack growth properties were the same from heat treatment to heat treatment and were unaffected by crack orientation in the plate. Conventional notched and unnotched fatigue data showed in the 7475 alloy had superior fatigue resistance compared to presently-in-use aluminum alloys. The exfoliation properties of the T761 sheet were slightly superior to those of the T61 heat treatment.		

ia

14 KEY WORDS	LINK A		LINK B		LINK C	
	ROLE	WT	ROLE	WT	ROLE	WT
Aluminum Tensile Exfoliation Fatigue Crack Growth Design Data						

#### INSTRUCTIONS

1. **ORIGINATING ACTIVITY:** Enter the name and address of the contractor, subcontractor, grantee, Department of Defense activity or other organization (corporate author) issuing the report.

2a. **REPORT SECURITY CLASSIFICATION:** Enter the overall security classification of the report. Indicate whether "Restricted Data" is included. Marking is to be in accordance with appropriate security regulations.

2b. **GROUP:** Automatic downgrading is specified in DoD Directive 5200.10 and Armed Forces Industrial Manual. Enter the group number. Also, when applicable, show that optional markings have been used for Group 3 and Group 4 as authorized.

3. **REPORT TITLE:** Enter the complete report title in all capital letters. Titles in all cases should be unclassified. If a meaningful title cannot be selected without classification, show title classification in all capitals in parenthesis immediately following the title.

4. **DESCRIPTIVE NOTES:** If appropriate, enter the type of report, e.g., interim, progress, summary, annual, or final. Give the inclusive dates when a specific reporting period is covered.

5. **AUTHOR(S):** Enter the name(s) of author(s) as shown on or in the report. Enter last name, first name, middle initial. If military, show rank and branch of service. The name of the principal author is an absolute minimum requirement.

6. **REPORT DATE:** Enter the date of the report as day, month, year, or month, year. If more than one date appears on the report, use date of publication.

7a. **TOTAL NUMBER OF PAGES:** The total page count should follow normal pagination procedures, i.e., enter the number of pages containing information.

7b. **NUMBER OF REFERENCES:** Enter the total number of references cited in the report.

8a. **CONTRACT OR GRANT NUMBER:** If appropriate, enter the applicable number of the contract or grant under which the report was written.

8b, 8c, & 8d. **PROJECT NUMBER:** Enter the appropriate military department identification, such as project number, subproject number, system numbers, task number, etc.

9a. **ORIGINATOR'S REPORT NUMBER(S):** Enter the official report number by which the document will be identified and controlled by the originating activity. This number must be unique to this report.

9b. **OTHER REPORT NUMBER(S):** If the report has been assigned any other report numbers (either by the originator or by the sponsor), also enter this number(s).

10. **AVAILABILITY/LIMITATION NOTICES:** Enter any limitations on further dissemination of the report other than those

imposed by security classification, using standard statements such as:

- (1) "Qualified requesters may obtain copies of this report from DDC."
- (2) "Foreign announcement and dissemination of this report by DDC is not authorized."
- (3) "U. S. Government agencies may obtain copies of this report directly from DDC. Other qualified DDC users shall request through \_\_\_\_\_."
- (4) "U. S. military agencies may obtain copies of this report directly from DDC. Other qualified users shall request through \_\_\_\_\_."
- (5) "All distribution of this report is controlled. Qualified DDC users shall request through \_\_\_\_\_."

If the report has been furnished to the Office of Technical Services, Department of Commerce, for sale to the public, indicate this fact and enter the price, if known.

11. **SUPPLEMENTARY NOTES:** Use for additional explanatory notes.

12. **SPONSORING MILITARY ACTIVITY:** Enter the name of the departmental project office or laboratory sponsoring (paying for) the research and development. Include address.

13. **ABSTRACT:** Enter an abstract giving a brief and factual summary of the document indicative of the report, even though it may also appear elsewhere in the body of the technical report. If additional space is required, a continuation sheet shall be attached.

It is highly desirable that the abstract of classified reports be unclassified. Each paragraph of the abstract shall end with an indication of the military security classification of the information in the paragraph, represented as (TS), (S), (C), or (U).

There is no limitation on the length of the abstract. However, the suggested length is from 150 to 225 words.

14. **KEY WORDS:** Key words are technically meaningful terms or short phrases that characterize a report and may be used as index entries for cataloging the report. Key words must be selected so that no security classification is required. Identifiers, such as equipment model designation, trade name, military project code name, geographic location, may be used as key words but will be followed by an indication of technical context. The assignment of links, rules, and weights is optional.

6  
ib



## LIST OF FIGURES

<u>Figure</u>		<u>Page</u>
1	Tension Specimen	3
2	Compact Tension Crack Growth Specimen	4
3	Smooth Fatigue Specimen	5
4	Notched Fatigue Specimen	6
5	Yield Strength Versus Temperature for Aluminum Alloy 7475	10
6	Ultimate Strength Versus Temperature for Aluminum Alloy 7475	11
7	Elongation Versus Temperature for Aluminum Alloy 7475	12
8	Crack Growth Rate Versus Stress Intensity Range for Aluminum Alloy 7475	13
9	Notched Fatigue Test Results for Aluminum Alloy 7475	14
10	Smooth Fatigue Test Results for Aluminum Alloy 7475	15
11	Exfoliation Samples Rolled Surfaces After 1200-Hour Exposure	16
12	Beveled Edge of Exfoliation Samples After 1200-Hour Exposure	17

## LIST OF TABLES

<u>Table</u>		<u>Page</u>
I	Tensile Properties of 7475-T761 and T61 Aluminum Alloy Sheet	8

## SECTION I

### INTRODUCTION

This program was initiated to develop engineering design data for the new aluminum sheet alloy, 7475, in two different heat treatments: T61 and T761. The aluminum sheet alloy is represented by Alcoa (Aluminum Company of America) as being one of the promising new aerospace alloys. Initial testing indicates that the material's fracture toughness and resistance to fatigue crack propagation are superior to aluminum alloy 7075-T6. The material, with its higher strength than currently-in-use aluminum alloys, will afford a lighter structure and/or increased structural life.

## SECTION II

### PROGRAM OUTLINE AND PROCEDURES

Two sheets of the material, 0.090 inches thick, were provided by Alcoa for the program. The sheets were of different heat treatments: T61 and T761.

The material properties that were investigated in this program were: (a) tensile, (b) fatigue crack growth, (c) fatigue (notched and smooth), and (d) exfoliation.

Tensile testing was performed at -65°F, 200°F, and room temperature in both the longitudinal (L) and transverse (T) directions. The data was obtained using conventional tensile specimens and procedures (see Figure 1).

Room temperature fatigue crack growth testing was performed with the crack oriented in both the longitudinal and transverse directions. A compact tension specimen was used for the cyclic crack growth testing (see Figure 2). Because of the thinness of the sample, doublers were used to prevent the samples from buckling.

An S-N curve was generated for both notched and smooth specimens in the longitudinal and transverse orientation (see Figures 3 and 4). All of the fatigue testing was performed in a room temperature laboratory environment.

The exfoliation testing was accomplished with rectangular samples with the edges beveled at a 45 degree angle. The exposure was for 1200 hours in an environmental chamber maintained at 120°F and 100 percent relative humidity.

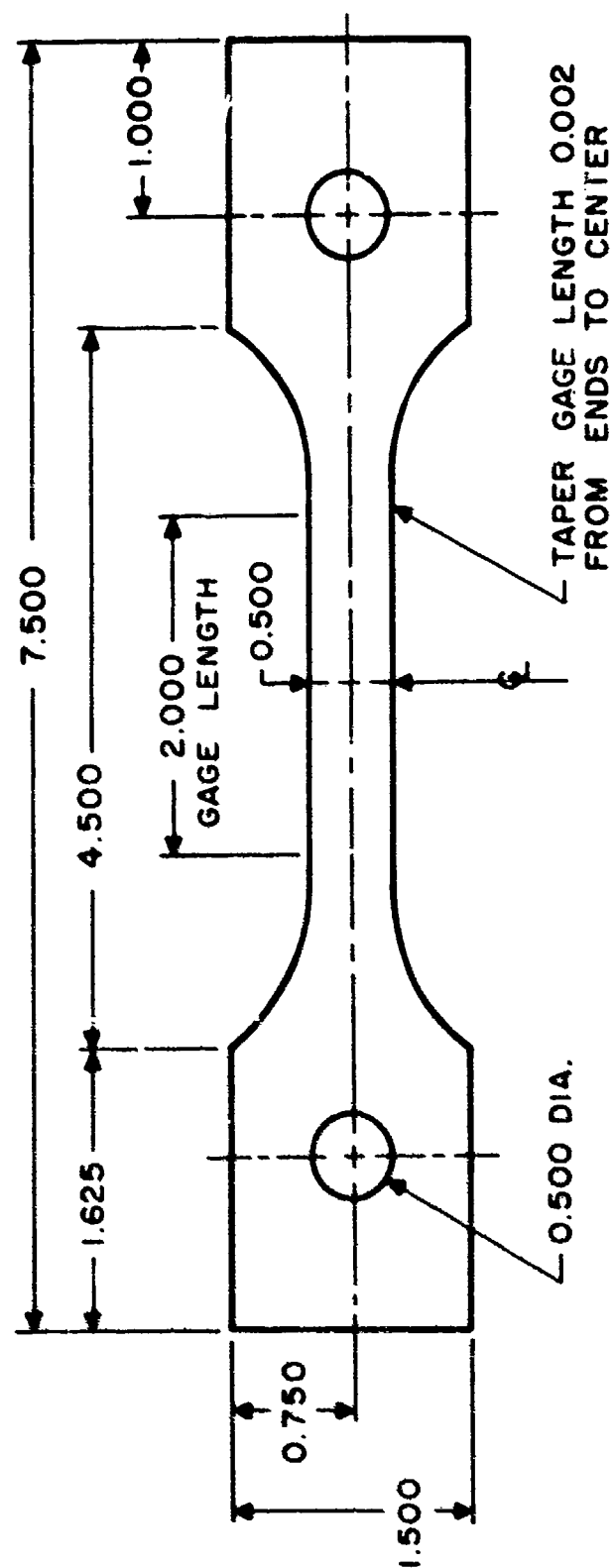


Figure 1. Tension Specimen

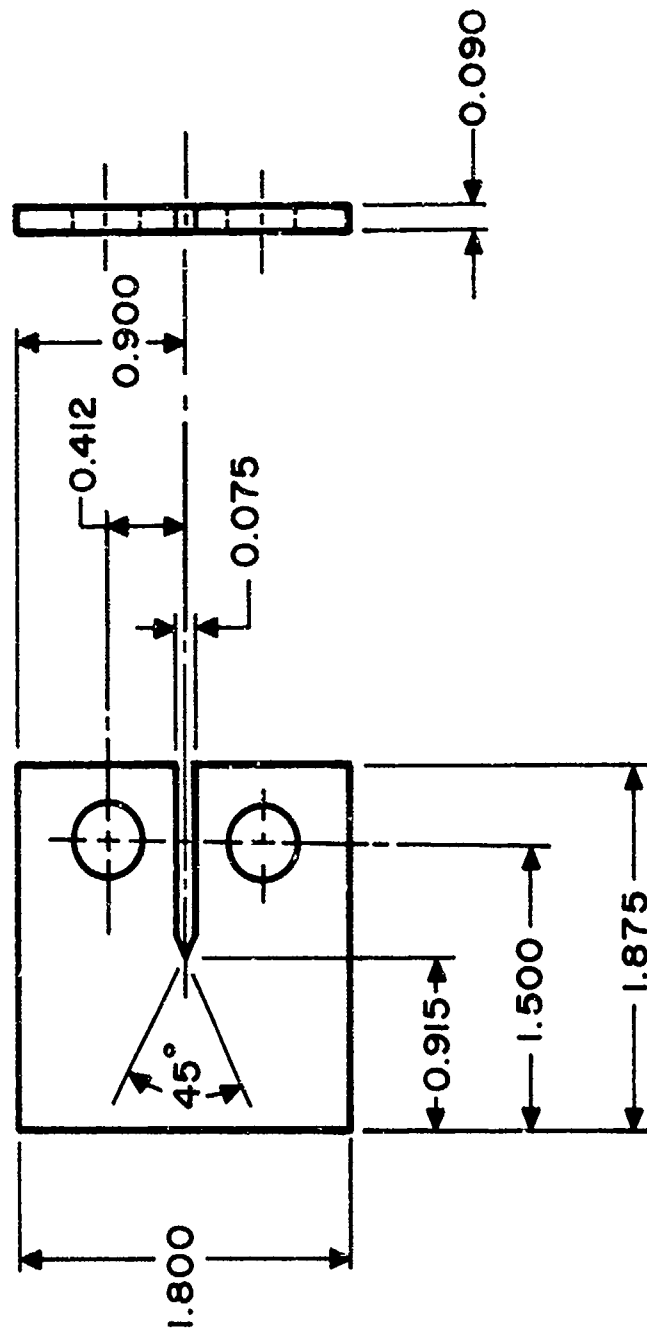


Figure 2. Compact Tension Crack Growth Specimen

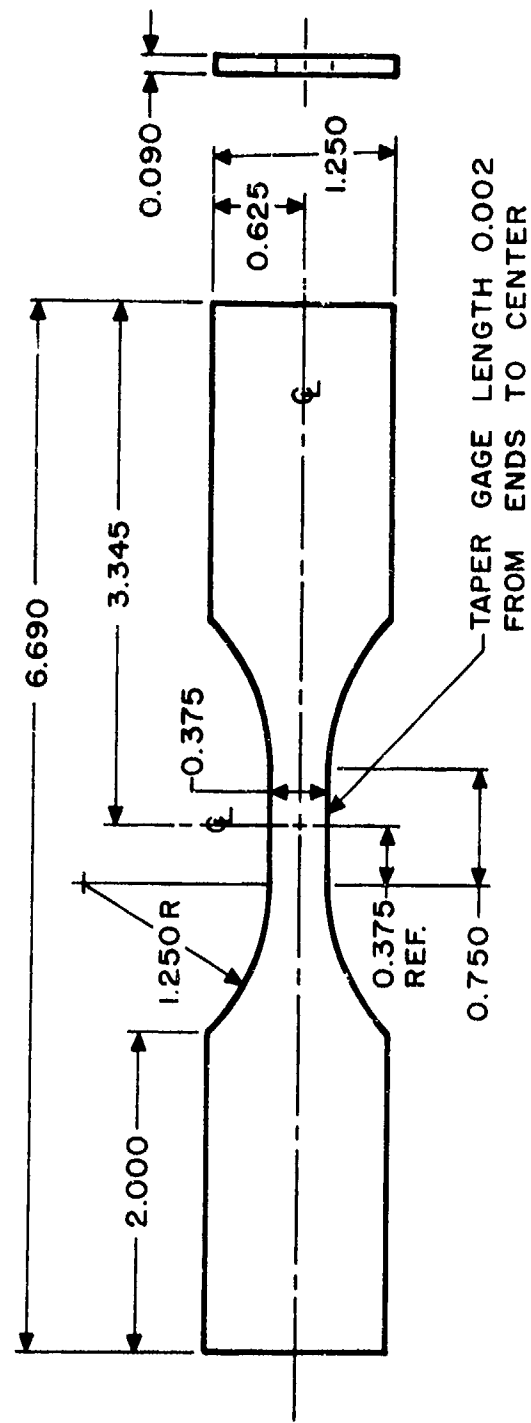


Figure 3. Smooth Fatigue Specimen

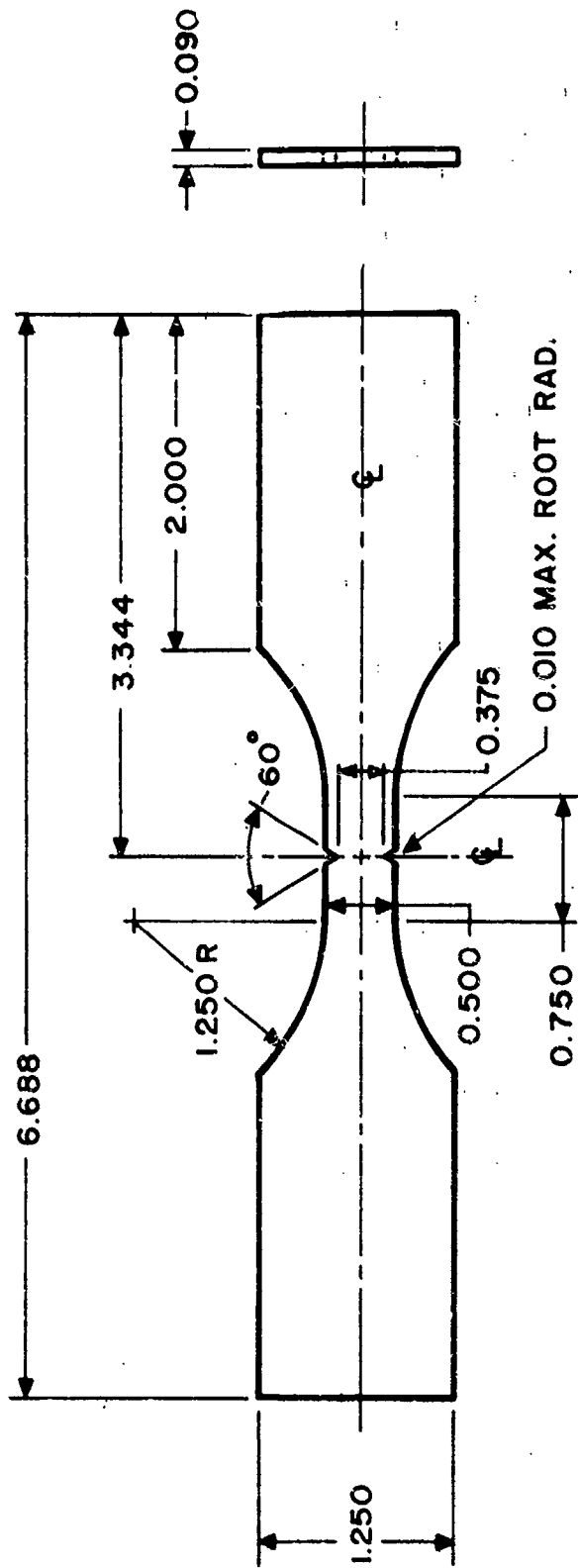


Figure 4. Notched Fatigue Specimen

### SECTION III

#### RESULTS AND DISCUSSION

The results of the tensile tests are presented in Table I and Figures 5 through 7. The tensile properties are, in general, comparable to aluminum alloys 7075-T76, 7075-T651, and 2024-T851 (References 1-3). The T61 heat treatment had superior strength to the T761 heat treatment.

The cyclic crack growth test results are presented in Figure 8. There was no noticeable difference in crack growth rate with a change in specimen orientation. Any apparent difference caused by a change in heat treatment was fictitious, as all data was within a small scatter band.

The fatigue test results are presented in Figures 9 and 10. There is a great deal of scatter in the fatigue data for both the notched and smooth specimen configurations. The alloy appears to have superior fatigue properties when compared to aluminum alloys 7075 and 2024 (References 1-3). Due to the great scatter in the test data, there is no conclusive evidence that either of the two heat treatments is superior in fatigue.

On the rolled surfaces of the exfoliation samples, the degree of staining is approximately the same for the two heat treatments involved in the program (see Figure 11). However, the beveled edges of the T61 heat treated specimen are pitted (see Figure 12). The edges of the T761 sample were not affected by the environment to which they were exposed. In general, the aluminum alloy stood up very well to the corrosive environment.



TABLE I  
Tensile Properties of 7475-T761 and T61 Aluminum Alloy Sheet  
(0.090 inch thick)

Specimen	Heat Treatment	Temperature °F	Direction	Ultimate Strength ksi	Yield Strength ksi	Elongation in 2 in. G.L. %	Reduction of Area %
TR2	T761	-65	Longitudinal	76.5	65.8	12.3	29.2
TR5		-65		76.5	66.0	13.8	18.6
TR8		-65		76.3	66.0	12.3	29.8
TR1		R.T.		70.6	62.8	13.5	23.8
TR4		R.T.		70.0	61.8	13.2	28.0
TR7		R.T.		70.0	61.9	13.5	28.0
TR3		200		59.8	57.8	19.2	31.1
TR6		200		60.8	58.6	14.4	27.7
TR9		200		60.8	59.0	14.9	33.2
TT2	T761	-65	Transverse	77.4	65.7	12.0	30.5
TT5		-65		76.8	64.1	13.7	29.2
TT8		-65		76.2	63.9	13.6	30.1
TT1		R.T.		71.6	62.2	13.2	31.8
TT4		R.T.		70.9	61.4	13.8	20.5
TT7		R.T.		70.6	60.7	12.8	28.3
TT3		200		61.0	57.2	17.0	35.0
TT6		200		59.8	56.2	15.3	36.0
TT9		200		59.6	55.8	17.5	33.7
TR2	T61	-65	Longitudinal	83.5	78.4	13.4	31.4
TR5		-65		83.0	77.7	13.7	30.2
TR8		-65		82.7	77.7	11.9	28.3
TR1		R.T.		78.5	74.0	13.4	26.5
TR4		R.T.		78.6	73.9	14.1	29.7

TABLE I (Continued)

Specimen	Heat Treatment	Temperature °F	Direction	Ultimate Strength ksi	Yield Strength ksi	Elongation in 2 in. G.L. %	Reduction of Area %
TR7	T61	R. T.	Longitudinal	78.3	73.7	12.5	23.9
TR3		200		70.1	69.4	15.7	36.6
TR6		200		70.2	69.5	17.7	33.2
TR9		200		70.2	69.5	18.2	32.1
TT2	T61	-65	Transverse	84.1	78.3	12.8	23.9
TT5		-65		84.3	76.4	12.7	25.2
TT8		-65		84.2	76.5	11.8	23.9
TT1		R. T.		79.8	71.3	14.1	29.2
TT4		R. T.		78.7	74.4	13.5	30.3
TT7		R. T.		78.9	71.1	12.6	27.1
TT3		200		70.9	66.4	15.9	35.4
TT6		200		70.2	66.7	16.4	33.0
TT9		200		70.3	66.6	13.1	33.3

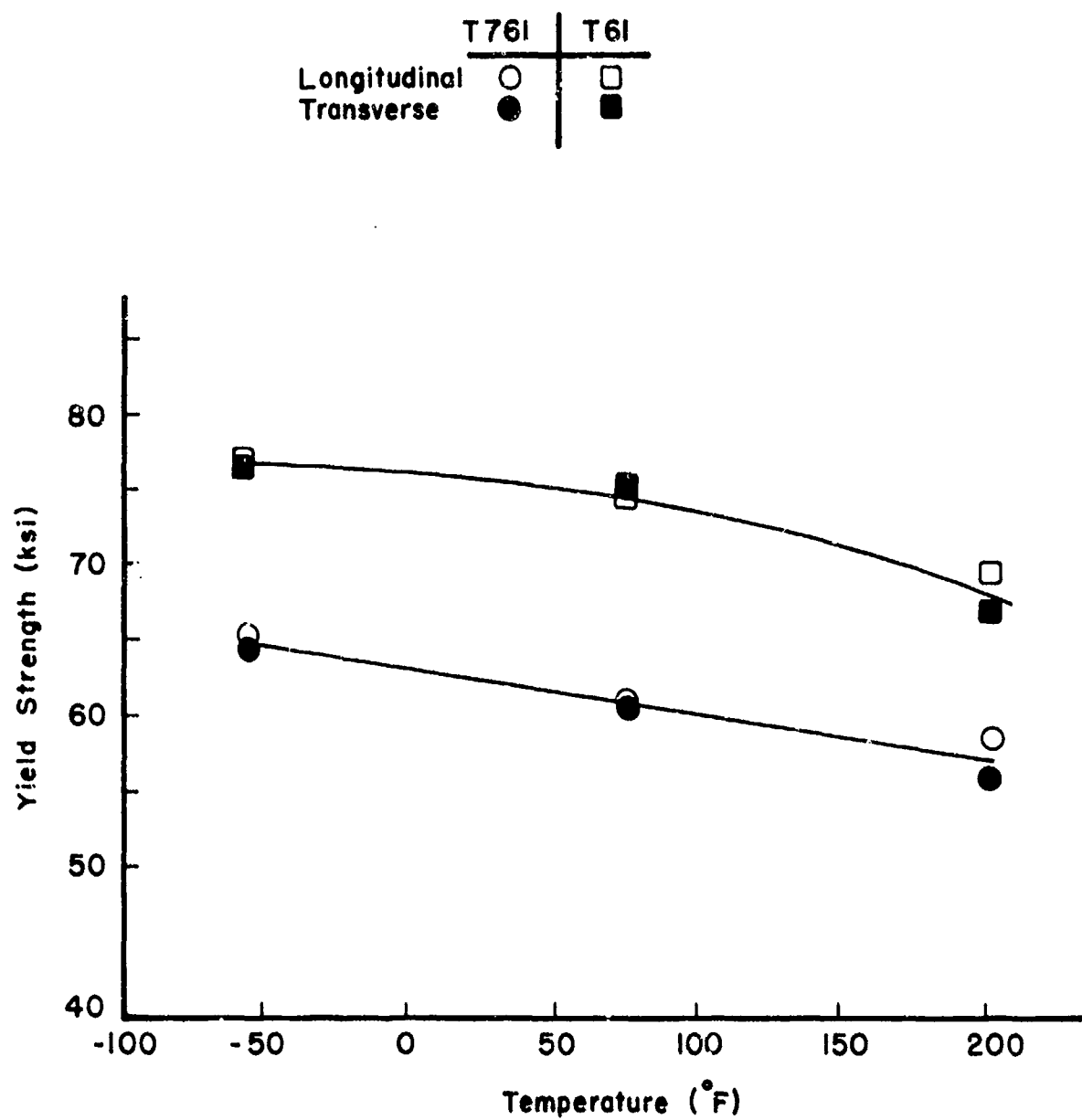


Figure 5. Yield Strength Versus Temperature for Aluminum Alloy 7475

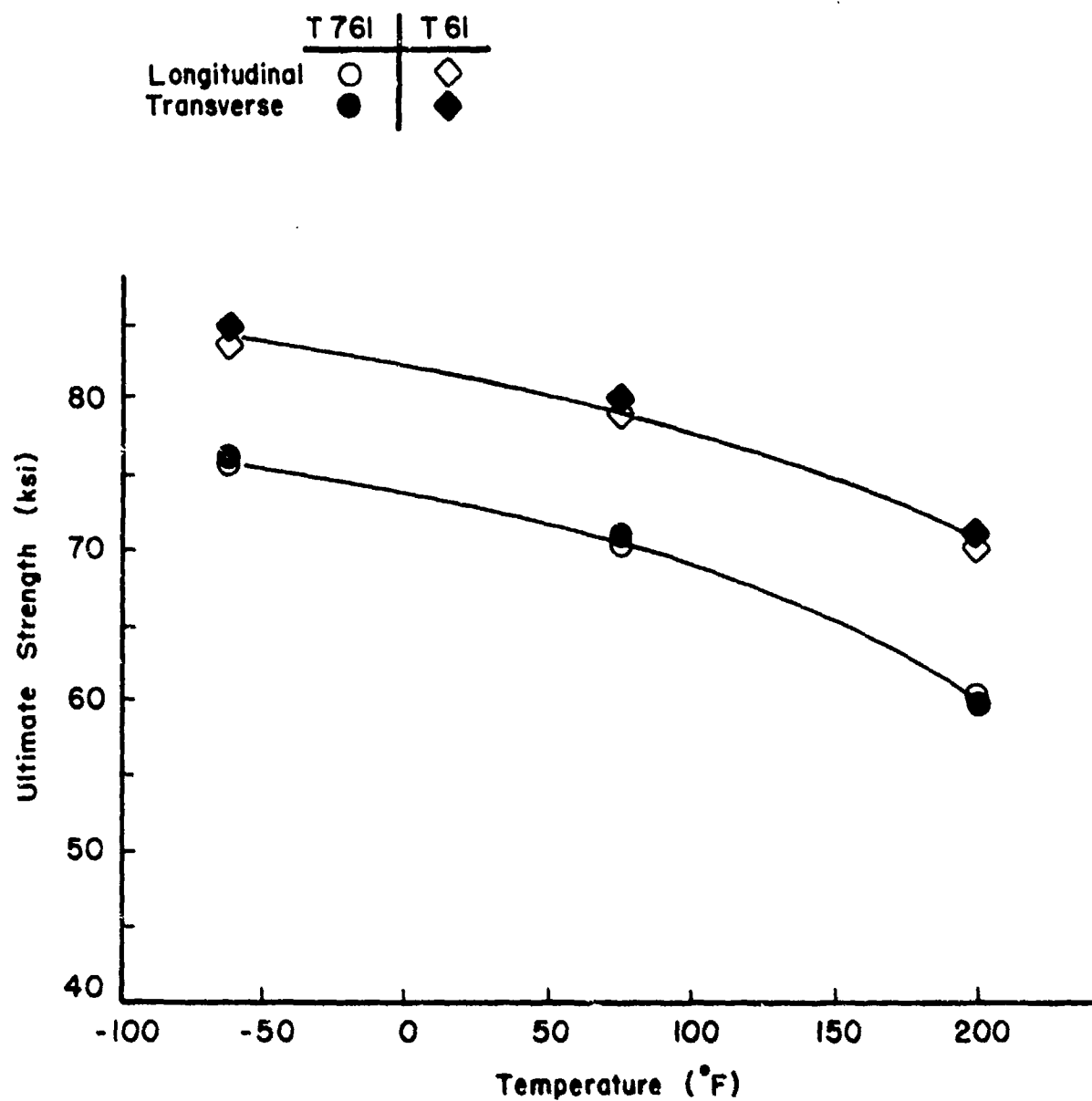


Figure 6. Ultimate Strength Versus Temperature for Aluminum Alloy 7475

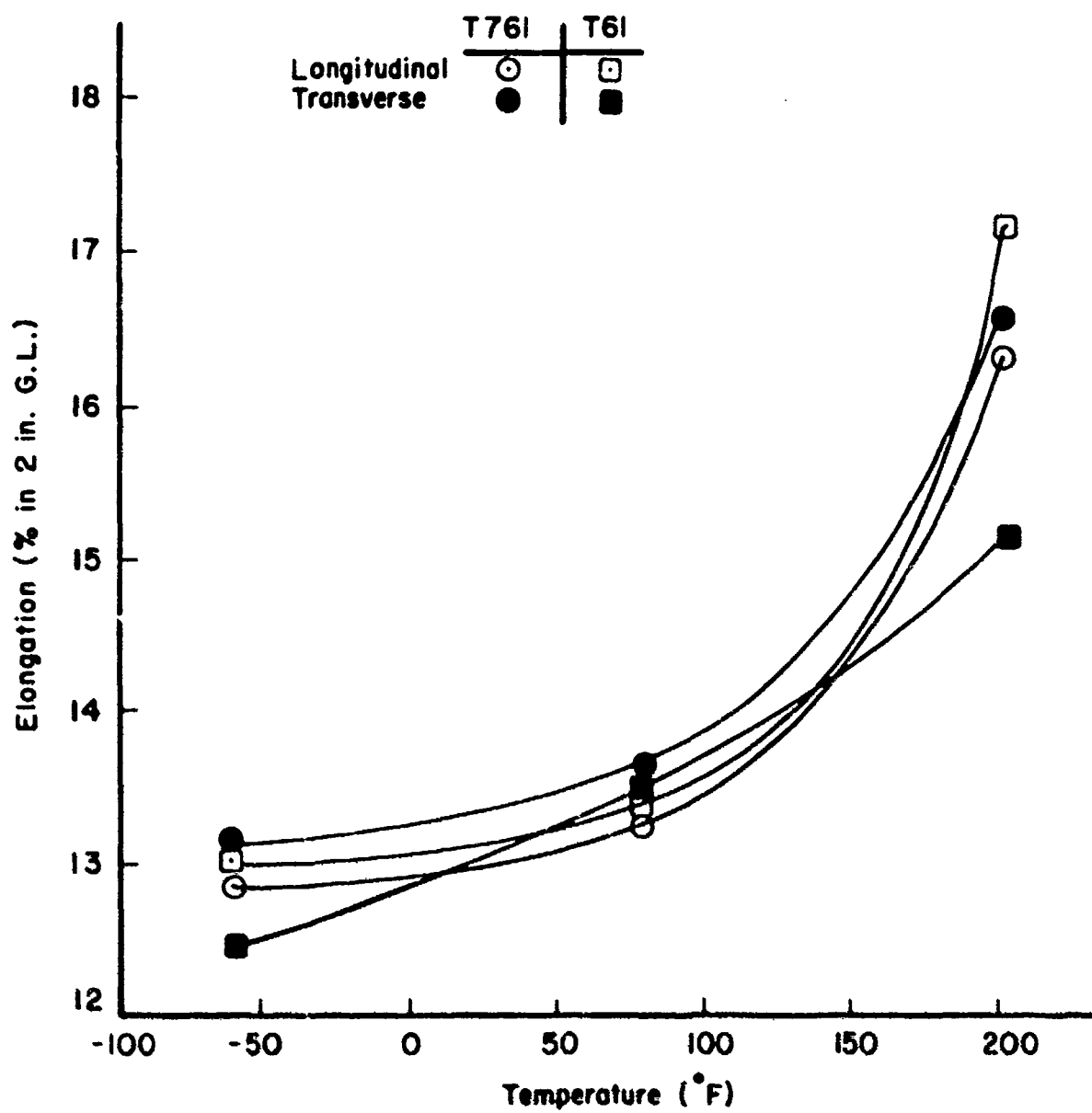


Figure 7. Elongation Versus Temperature for Aluminum Alloy 7475

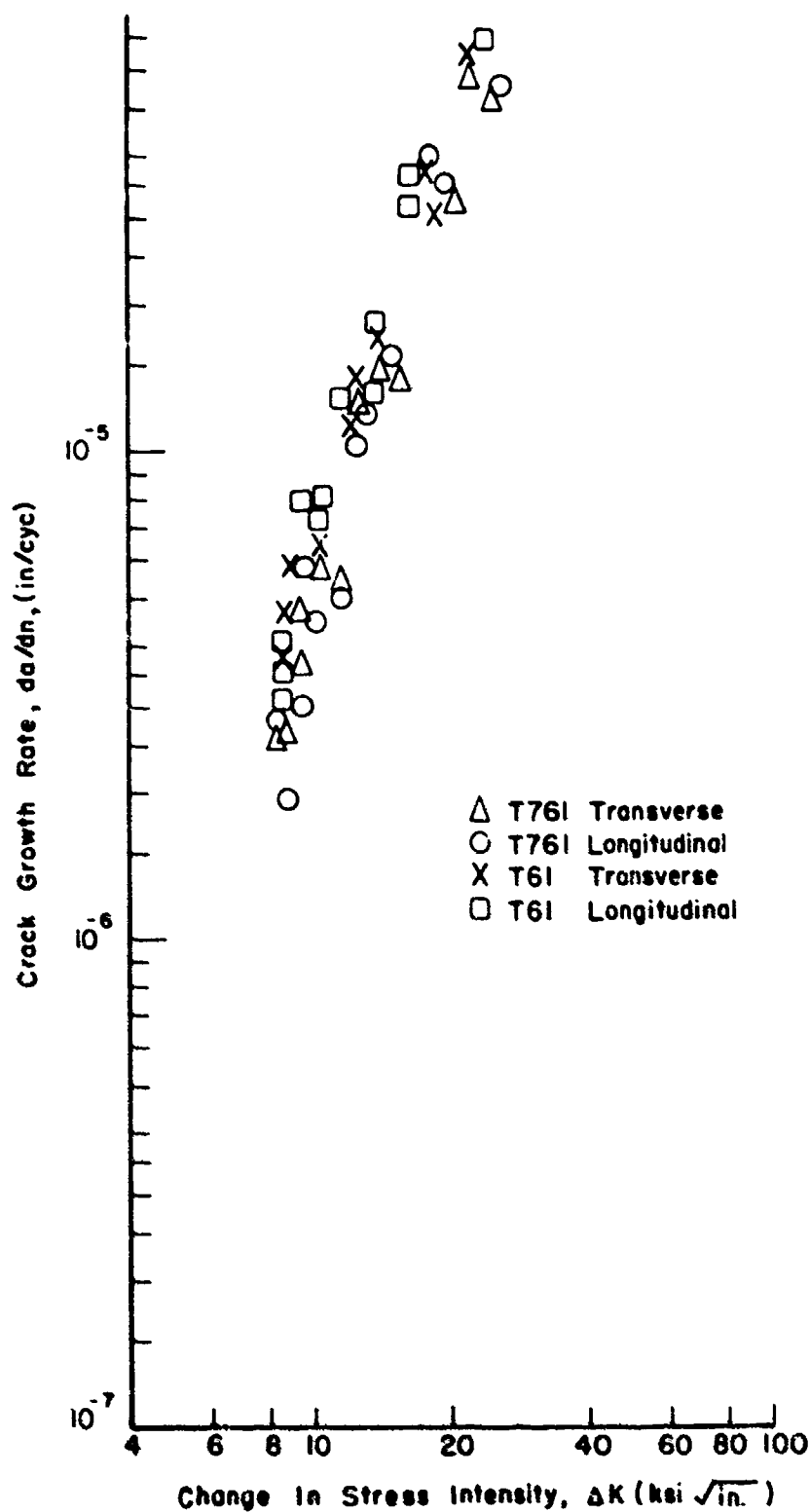


Figure 8. Crack Growth Rate Versus Stress Intensity Range for Aluminum Alloy 7475

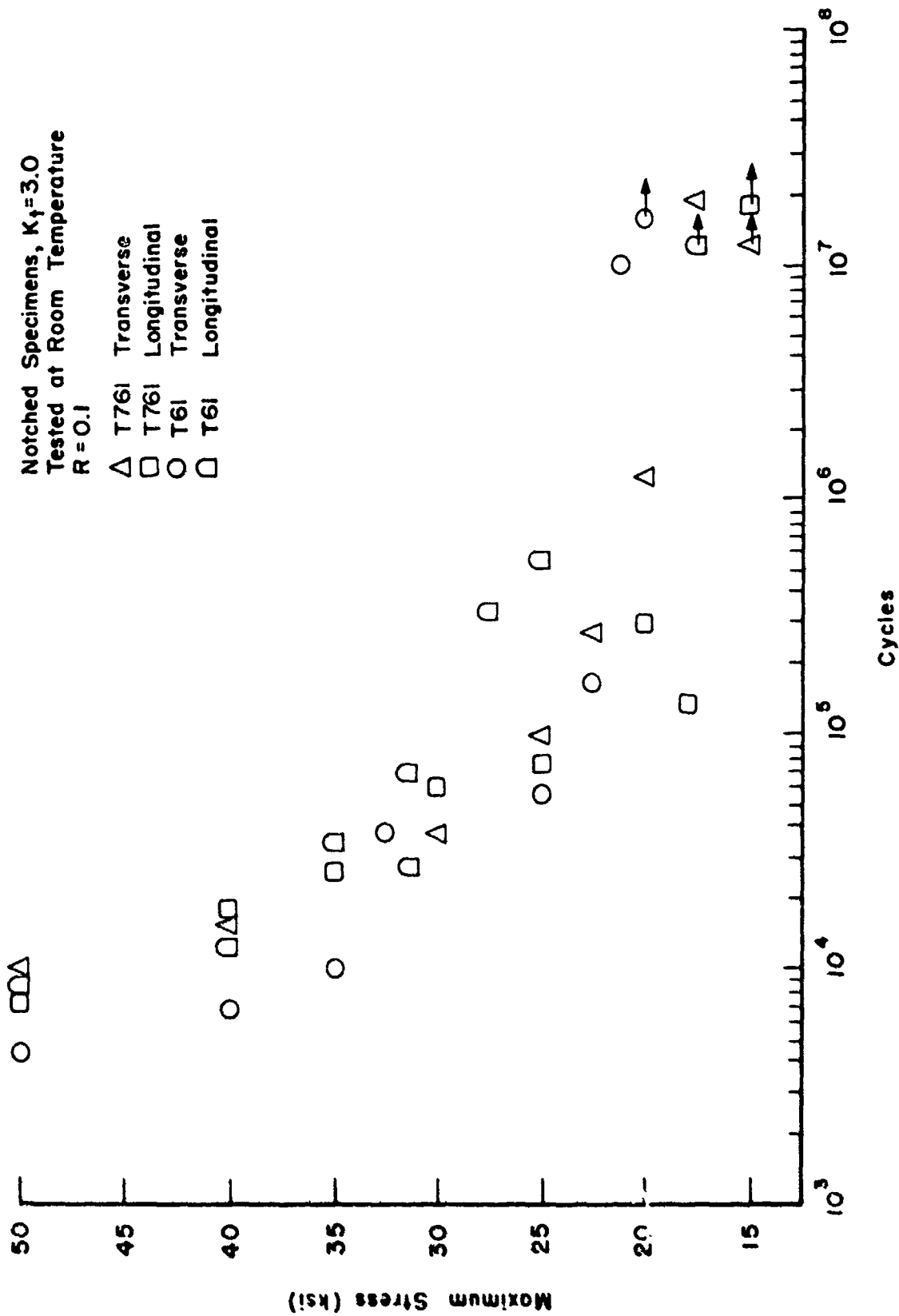


Figure 9. Notched Fatigue Test Results for Aluminum Alloy 7475

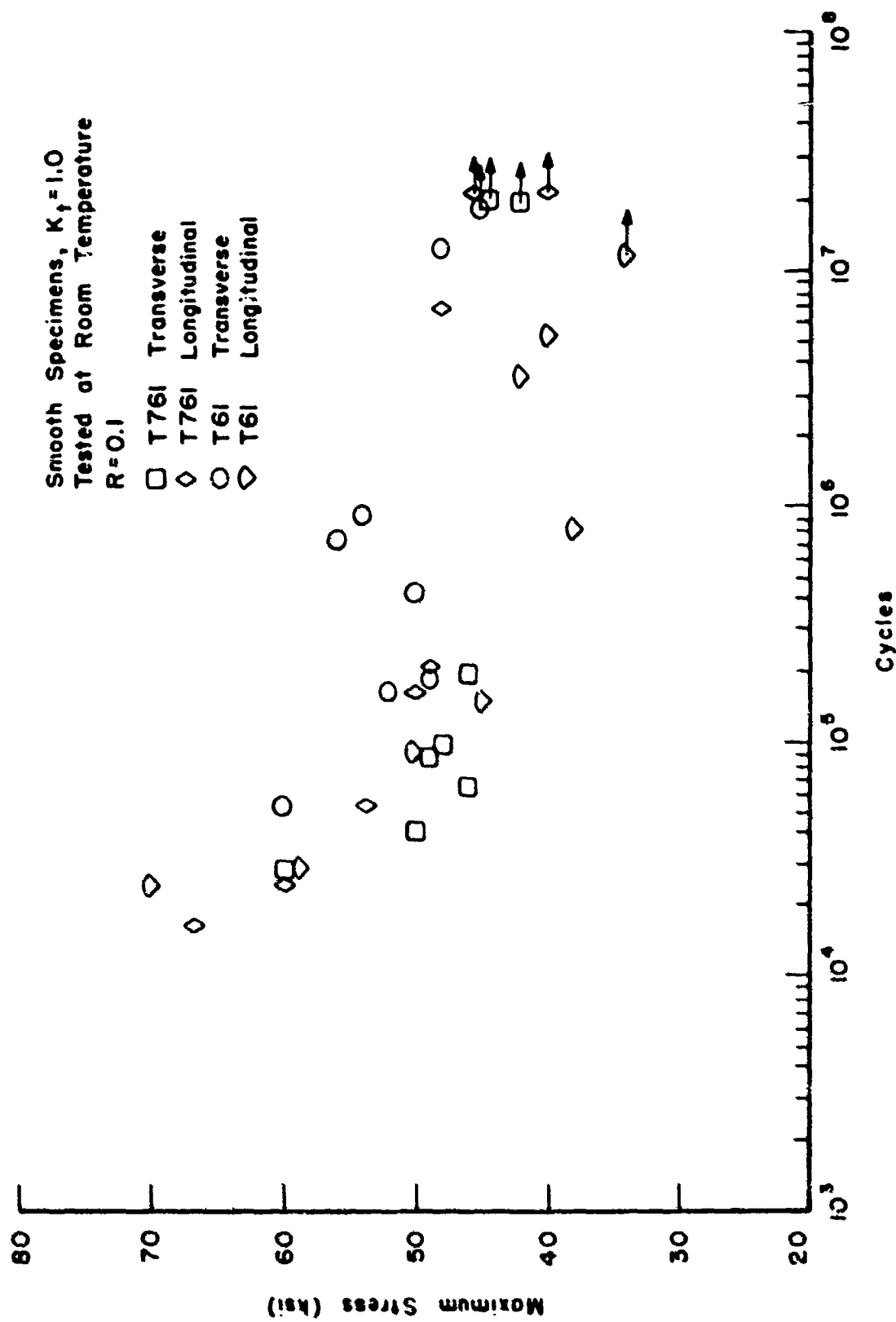


Figure 10. Smooth Fatigue Test Results for Aluminum Alloy 7475



Reproduced from  
Best available copy.




Figure 11. Exfoliation Samples Rolled Surfaces  
After 1200-Hour Exposure

Reproduced from  
best available copy.

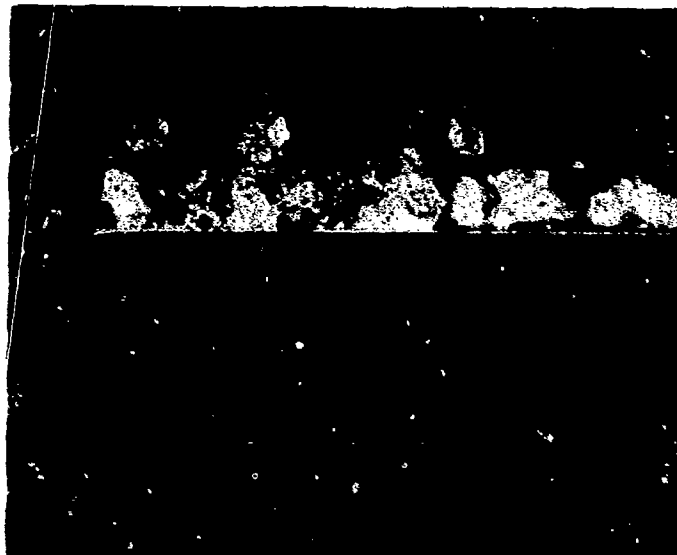


Figure 12. Beveled Edge of Exfoliation Samples  
After 1200-Hour Exposure

## SECTION IV

### CONCLUSIONS

1. The T61 heat treatment for aluminum alloy 7475 has superior tensile strength with no sacrifice in ductility when compared to the T761 heat treatment material.
2. The fatigue crack growth rate of aluminum alloy 7475 is comparable to other aluminum alloys.
3. There is no noticeable variation in crack growth rate between the two heat treatments or with a change in crack orientation.
4. The alloy 7475 is superior in fatigue to other currently-in-use aluminum alloys.
5. The test material showed good exfoliation resistance with the T761 heat treatment slightly superior to the T61.

## SECTION V

### REFERENCES

1. Alcoa Aerospace Technical Information Bulletin, Series 71, Number 6.
2. Alcoa Aerospace Technical Information Bulletin, Series 69, Number 4.
3. Tensile, Fracture Toughness, and Fatigue Properties of 2024-T851,  
University of Dayton Research Institute, UDRI-DR-71-05, June 1971.