

**CLEARINGHOUSE FOR FEDERAL SCIENTIFIC AND TECHNICAL INFORMATION CFSTI  
DOCUMENT MANAGEMENT BRANCH 410.11**

**LIMITATIONS IN REPRODUCTION QUALITY**

**ACCESSION #** AD 607949

- ☒ 1. WE REGRET THAT LEGIBILITY OF THIS DOCUMENT IS IN PART UNSATISFACTORY. REPRODUCTION HAS BEEN MADE FROM BEST AVAILABLE COPY.
- ☐ 2. A PORTION OF THE ORIGINAL DOCUMENT CONTAINS FINE DETAIL WHICH MAY MAKE READING OF PHOTOCOPY DIFFICULT.
- ☐ 3. THE ORIGINAL DOCUMENT CONTAINS COLOR, BUT DISTRIBUTION COPIES ARE AVAILABLE IN BLACK-AND-WHITE REPRODUCTION ONLY.
- ☐ 4. THE INITIAL DISTRIBUTION COPIES CONTAIN COLOR WHICH WILL BE SHOWN IN BLACK-AND-WHITE WHEN IT IS NECESSARY TO REPRINT.
- ☐ 5. LIMITED SUPPLY ON HAND: WHEN EXHAUSTED, DOCUMENT WILL BE AVAILABLE IN MICROFICHE ONLY.
- ☐ 6. LIMITED SUPPLY ON HAND: WHEN EXHAUSTED DOCUMENT WILL NOT BE AVAILABLE.
- ☐ 7. DOCUMENT IS AVAILABLE IN MICROFICHE ONLY.
- ☐ 8. DOCUMENT AVAILABLE ON LOAN FROM CFSTI ( TT DOCUMENTS ONLY).
- ☐ 9.

**PROCESSOR:**

*P. M. Lean*

AD 607949

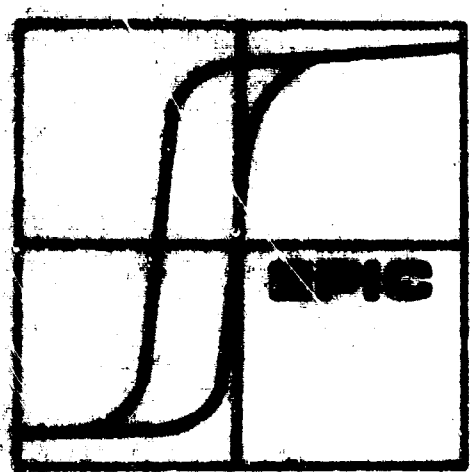
SULFUR HEXAFLUORIDE

Data Sheets

John T. Milek

DS-140✓

October 1964



**ELECTRONIC  
PROPERTIES  
INFORMATION  
CENTER**

**BDC**

**HARD COPY \$3.00**  
**MICROFICHE \$0.75**

**HUGHES**  
HUGHES AIRCRAFT COMPANY  
SUNNYVALE, CALIFORNIA

**RECEIVED**  
NOV 14 1964  
DDC A B

**73  
ARCHIVE COPY**


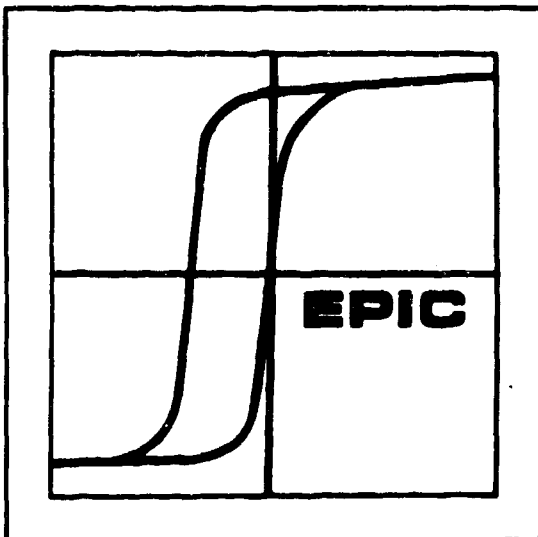
SULFUR HEXAFLUORIDE

Data Sheets

John T. Milek

DS-140

October 1964



## FOREWORD

This report was prepared by Hughes Aircraft Company under Contract No. AF 33 (615)-1235. The contract was initiated under Project No. 7381, Task No. 738103. The work was administered under the direction of the Directorate of Materials and Processes, Aeronautical Systems Division, with Mr. R.F. Klinger acting as Project Engineer.

The Electronic Properties Information Center has been established to collect, index and abstract the literature on the electrical and electronic properties of materials and to evaluate and compile the experimental data from that literature. A modified coordinate index to the literature is machine-stored and printed for manual use. The Center publishes summary reports, thesauri, glossaries, data sheets and similar publications as sufficient information is evaluated and compiled. This report consists of the compiled data sheets on Sulfur Hexafluoride.

Many persons have contributed to the program which this report represents. The author wishes especially to acknowledge the contributions of the following: J.W. Atwood, C.L. Blocher, D.L. Grigsby, D.H. Johnson, H.T. Johnson, T.J. Lydon, M.S. Neuberger, E. Schafer and C.A. Schill.

## ABSTRACT

A compilation of the electrical properties of Sulfur Hexafluoride, a dielectric gas is presented. Electrical properties include corona, dielectric constant, dissipation factor and dielectric strength. The latter property data section is segregated into parameter effects as follows: pressure, gap distance, temperature, electrode configurations and gas mixtures. Each property is compiled over the widest possible range of parameters obtained in a thorough search of the world's literature.

This report has been reviewed and is approved for publication.



H. Thayne Johnson, Head  
Electronic Properties Information Center

  
John W. Atwood  
Project Manager

## TABLE OF CONTENTS

	Page
Foreword . . . . .	ii
Abstract . . . . .	iii
Introduction . . . . .	1
General Description . . . . .	3
Corona Effects . . . . .	8
Dielectric Constant . . . . .	16
Dielectric Strength	
(A) Relative Dielectric Strength . . . . .	18
(B) Dielectric Strength vs Pressure	
(1) Sphere-to-Sphere Geometry . . . . .	21
(2) Sphere-to-Plane Geometry . . . . .	24
(3) Sphere-to-Rod Geometry . . . . .	26
(4) Sphere-to-Point Geometry . . . . .	27
(5) Plane-to-Plane Geometry . . . . .	29
(6) Plane-to-Rod Geometry . . . . .	31
(7) Plane-to-Point Geometry . . . . .	32
(8) Rod-to-Rod Geometry . . . . .	36
(9) Miscellaneous Geometries . . . . .	37
(10) Gas Mixtures . . . . .	42
(C) Dielectric Strength vs Gap Spacing	
(1) Sphere-to-Sphere Geometry . . . . .	45
(2) Sphere-to-Plane Geometry . . . . .	46
(3) Sphere-to-Rod Geometry . . . . .	48
(4) Sphere-to-Point Geometry . . . . .	50
(5) Plane-to-Plane Geometry . . . . .	51
(6) Plane-to-Rod Geometry . . . . .	52
(7) Plane-to-Point Geometry . . . . .	54
(8) Rod-to-Rod Geometry . . . . .	55
(9) Coaxial Cylinder Geometry . . . . .	56
(10) Various Configurations . . . . .	57
(11) Gas Mixtures . . . . .	59
(D) Dielectric Strength vs Temperature . . . . .	60
(E) Miscellaneous Breakdown Parameters . . . . .	61
Dissipation Factor . . . . .	63
References . . . . .	64
Publications of the Electronic Properties Information Center . . . . .	66

## INTRODUCTION

In June 1961, a program was initiated under the direction of the Air Force to collect, index and abstract the literature on the electrical and electronic properties of materials and to evaluate and compile the experimental data from that literature. Placed at Hughes Aircraft Company in Culver City, California, the program, now called the Electronic Properties Information Center, was originally intended to cover ten major categories of materials: Semiconductors, Insulators, Ceramics, Ferroelectrics, Metals, Ferrites, Ferromagnetics, Electroluminescent Materials, Thermionic Emitters and Superconductors.

During the first year, studies were completed on the Semiconductor and Insulator categories; and Ceramics was discontinued as a separate category and subsumed under the other nine. Vocabulary studies have now been completed on all categories, and retrospective documentation is virtually complete for Semiconductors and Insulators. A full index to the literature is maintained; and publications such as data sheets, summary reviews, glossaries and thesauri are issued periodically. The use of the Center and these publications are available to anyone wishing information within the scope of the Center's objectives. A full list of publications to date appears at the end of this report.

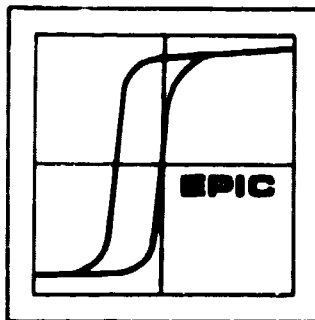
This report contains data sheets on Sulfur Hexafluoride. The data sheets have been compiled directly from the literature. Articles are allowed to accumulate until it is judged that a sufficient number are available on one material for adequate evaluation. The manual modified coordinate index is then used to retrieve all literature on the material to be compiled. Bibliographies are checked to make sure that valuable and relevant literature is not overlooked. Then the assembled literature is given to the specialist doing the evaluation and compilation.

Evaluation is confined to primary source data except when only secondary citations are available. If equally valid data are available from several sources, all are given. Data are rejected when judged questionable because of faulty or dubious measurements, unknown sample composition, or if more reliable data are available from another source. Selection of data is based upon that which is judged most representative, precise, reliable and covers the widest range of variables. The addition of new data to a previously evaluated property requires a reappraisal of the reported values. Older data may be deleted if the new data are judged more accurate or representative.

After a thorough analysis and evaluation, the data are compiled into data sheets which present it in its most optimum form. This will be, primarily, but not limited to, curves or tabular form. Where possible, graphs are adapted directly from the original sources. If this is not possible, they are drawn from data compiled from the articles. Where thought important, notes are entered with each graph to help the user.

The references, from which the data are drawn, are shown by reference number below each graph with the full bibliographic information at the end of the data sheets. The bibliography is referred to and listed in the order of entry into the Center (accession number). This provides a quick cross reference into the index used with the literature.

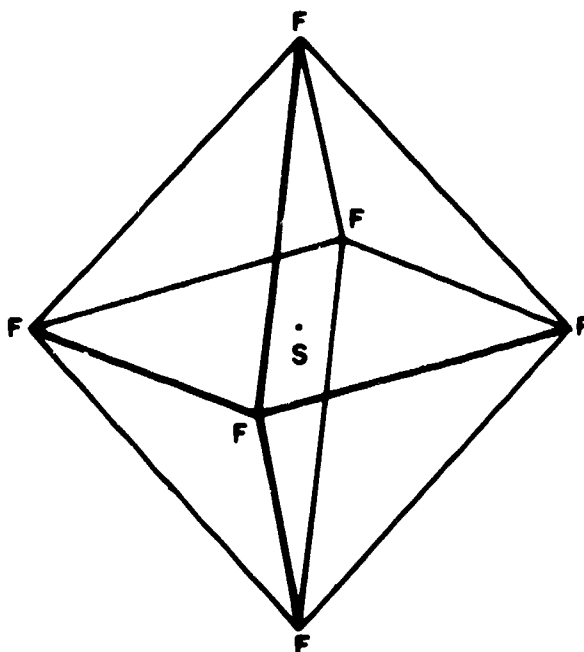




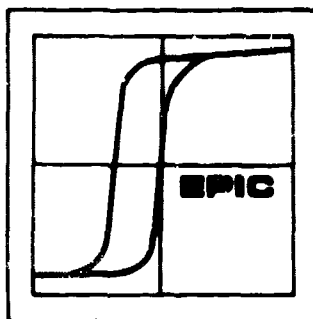
## SULFUR HEXAFLUORIDE

### General Description

Sulfur Hexafluoride ( $\text{SF}_6$ ) is a stable, non-toxic gaseous dielectric with excellent electronegative behaviour or characteristics. Its structure is such that all six fluorine atoms are at the corners of a regular octahedron with the sulfur atom at the center:

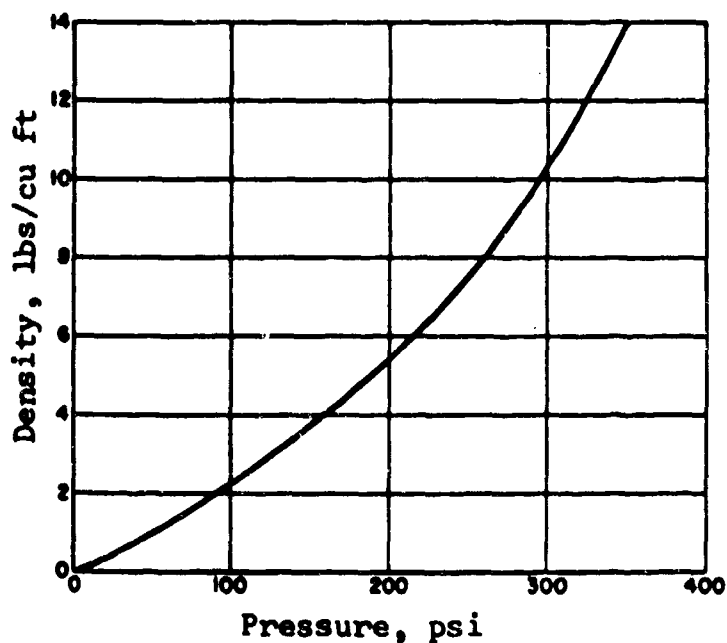
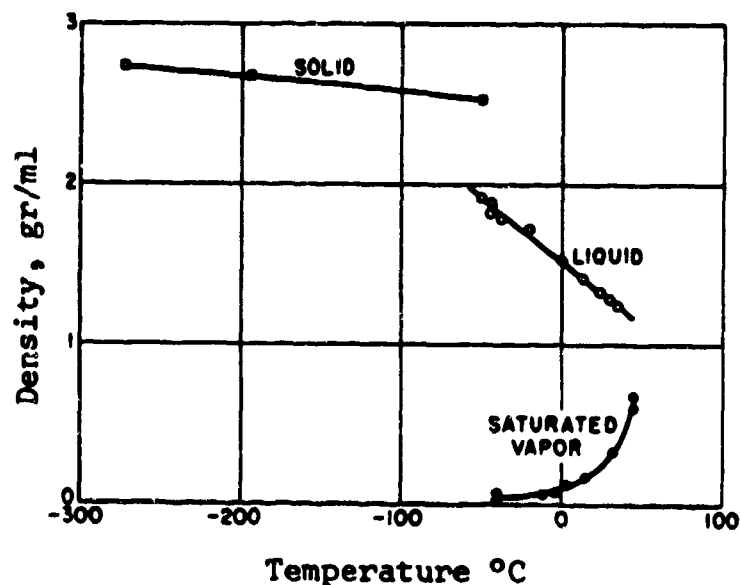


In pure form  $\text{SF}_6$  gas does not have any odor and is harmless; it does not burn and is heat resistant up to  $500^\circ\text{C}$  depending on conditions. At  $150^\circ\text{C}$ ,  $\text{SF}_6$  begins to undergo chemical decomposition and is initiated catalytically to various degrees by different metals. Possible decomposition products are  $\text{SF}_2$ ,  $\text{SF}_4$ ,  $\text{S}_2\text{F}_{10}$  and  $\text{HF}$ . It is insoluble in water and has a molecular weight of 146.06. In the gaseous state,  $\text{SF}_6$  follows the ideal gas laws fairly closely.



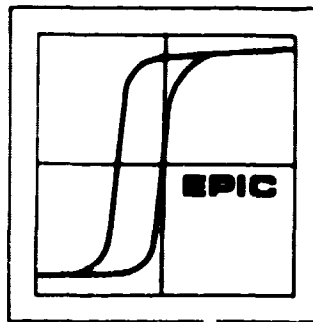
### Physical Properties

Melting point	-50.8°C at 32.5 psia (-58°F to -68°F)
Sublimation temperature	-63.8°C (-80°F)
Critical temperature	45.547 0.003°C (113°F to 129°F)
Critical pressure	545.47 psia
Critical density	0.730 gm/cc



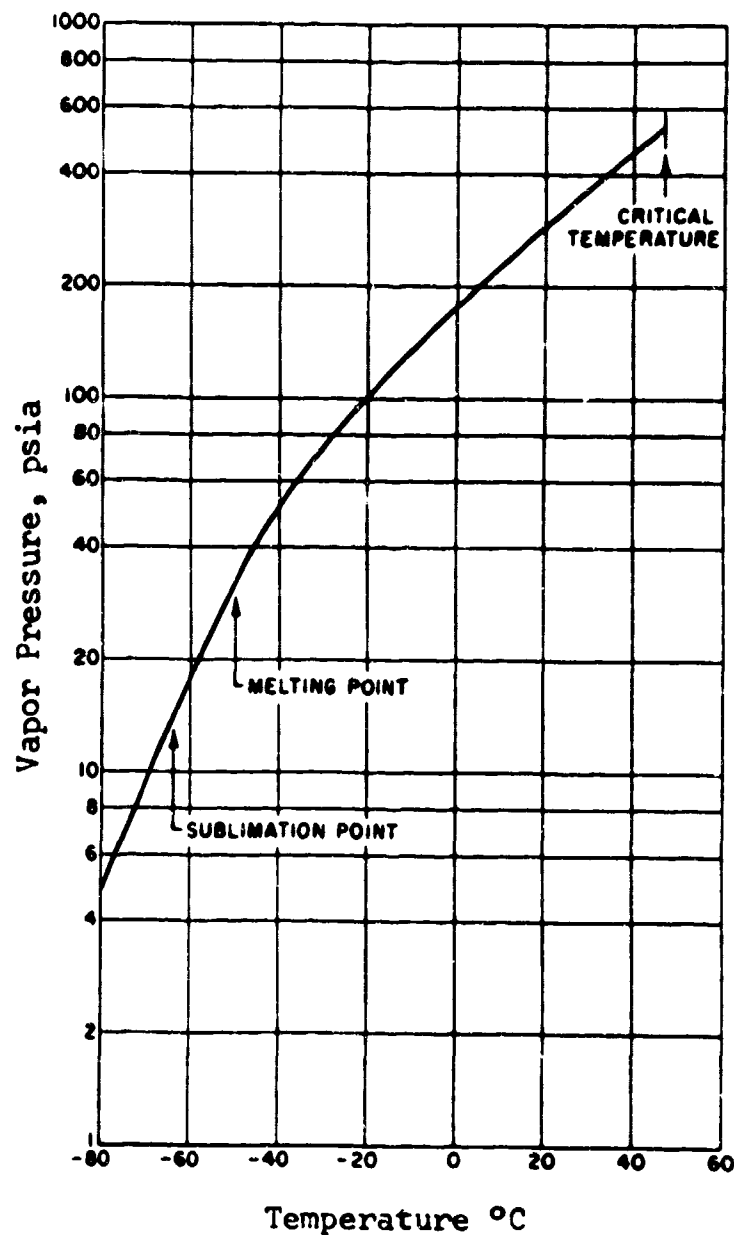
The pressure density relation  
for sulfur hexafluoride.

The density of sulfur hexafluoride over  
the temperature range from -273 to 45°C.

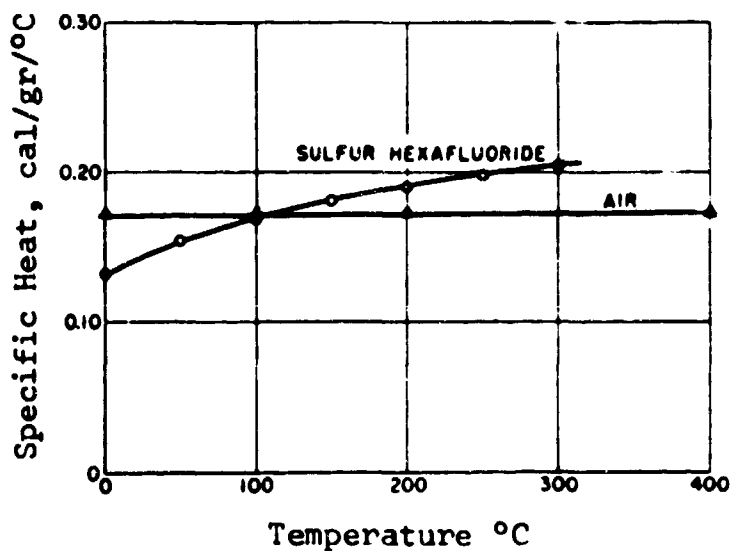


## Physical Properties

The vapor pressure-temperature relation for sulfur hexafluoride.

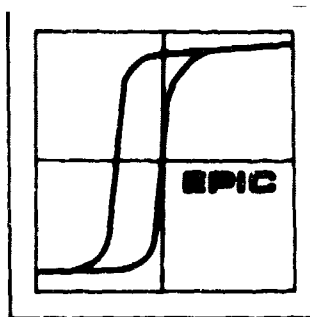


[Ref. 16775]



The specific heat of sulfur hexafluoride measured at constant volume.

[Ref. 16775]

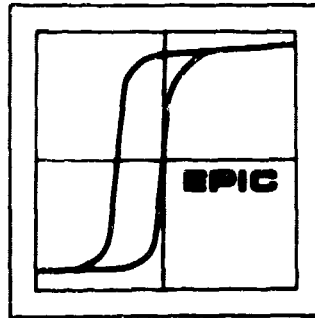


### Applications

SF<sub>6</sub> provides an outstanding insulating medium for a wide range of electrical and electronic equipment and applications. It is remarkably inert and possesses exceptional thermal stability, unique arc-quenching properties and high dielectric strength. The gas has found dielectric applications in the following: waveguides, x-ray apparatus, switch gear, cathode ray accelerators, television filter plexers, audio equipment, airborne electronics, Van de Graaf machines, transformers, radar duplexers and gap tubes. Sulfur Hexafluoride is being used extensively as a means of obtaining high peak power performance in waveguide systems.

In a recent review study at Rome Air Development Center of the available microwave behavior of SF<sub>6</sub> it was reported that power ratios (breakdown power of SF<sub>6</sub> over that of air at normal pressures with all other parameters constant) of SF<sub>6</sub> varied from a low of 3 to a high of 40 in the literature. The mechanisms of these inconsistencies were discussed in terms of geometric configuration, contamination, localized hot spots, localized corona discharges, etc. (Ref. V.C. Vannicola, "Sulfur Hexafluoride in High-Power Microwave Systems", Rome Air Development Center, Report no. RADC-TDR-62-443, November 1962. AD 289-954.)

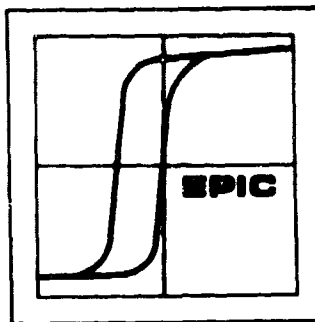
Leeds and Friedrich (Engineers Digest, V. 13, p. 1073-1075, 1962) reviewed recent developments in the use of SF<sub>6</sub> for circuit breakers. SF<sub>6</sub> had superior arc extinguishing properties because it acted like an "electron sponge." This has made possible its usage in a variety of different commercial switchgear apparatus: plain breaks, self generated gas flow by arc heating, gas flow by puffer action and gas flow by opening blast valves between high and low pressure reservoirs.



Notes

Sulfur Hexafluoride is currently undergoing study and testing by the Electrical Tests Subcommittee II of ASTM Committee D-27 on Electrical Insulating Liquids and Gases. The Gaseous Dielectrics Section of the Subcommittee has undertaken the development of a standard test cell for the evaluation of the dielectric strength of  $\text{SF}_6$  and other gases. Round-robin tests have been conducted and some results reported in the "Symposium on Electrical Insulating Gases," ASTM-STP No. 346, 1963, Philadelphia, Pa., American Society for Testing and Materials.

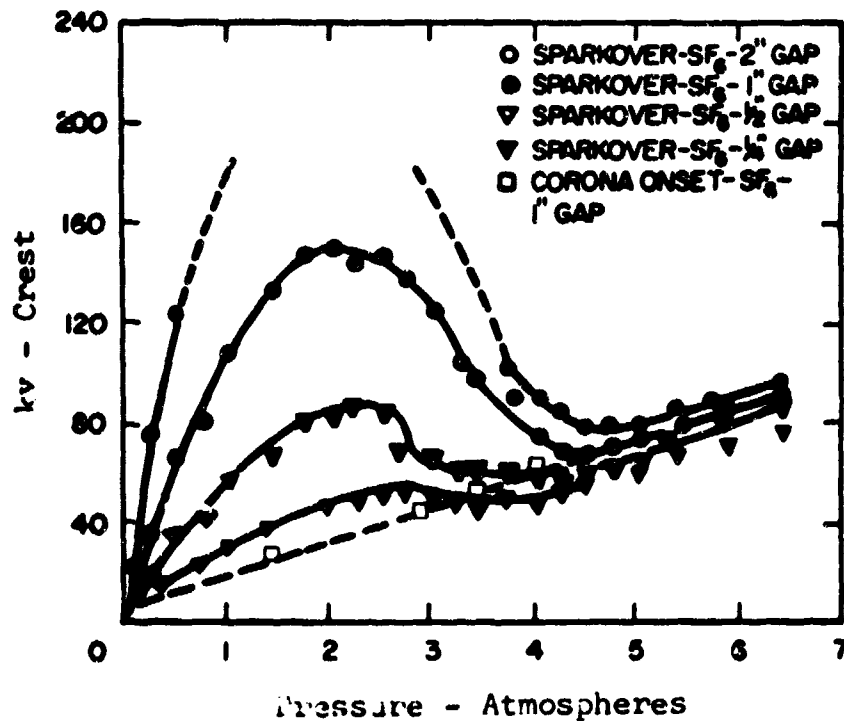
The EPIC method of dielectric strength data presentation has fallen in line with the philosophy of ASTM Committee D-27 on Electrical Insulating Liquids and Gases as expressed in M.L. Manning's article "Gaseous Insulation: Its Importance and Need for Test Methods," ASTM-STP No. 346, 1962. p. 3-23. The philosophy involves the segregation of dielectric strength data by a) electrode geometry effects, b) by pressure effects, c) gap distance effects, d) type of applied voltage.



PREPARED BY ELECTRONIC PROPERTIES INFORMATION CENTER • HUGHES AIRCRAFT COMPANY, CULVER CITY, CALIFORNIA

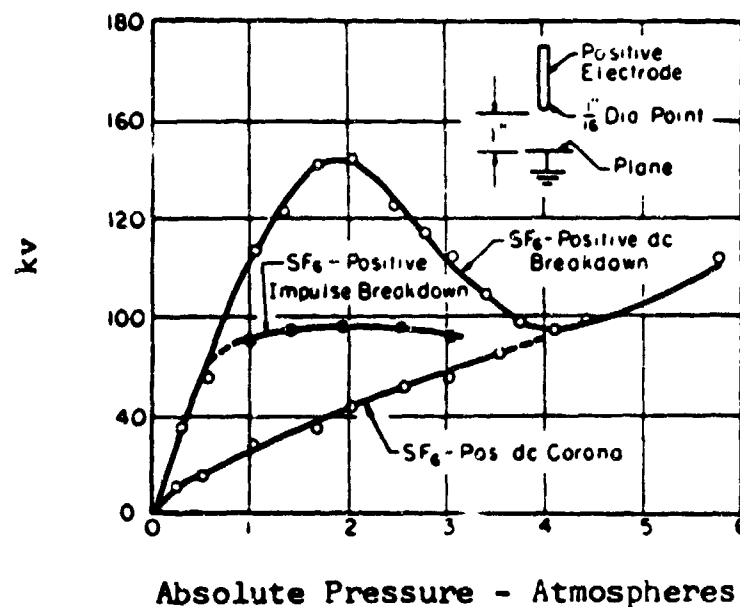
## SULFUR HEXAFLUORIDE

### CORONA EFFECTS



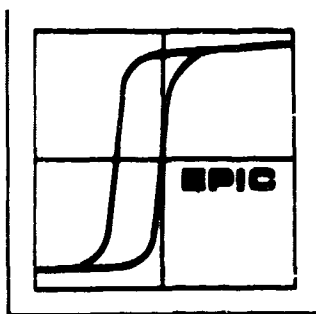
A-C spark-over and corona onset voltages of sulfur hexafluoride for indicated gaps between 1/16 inch hemisphere point and 6 inch diameter plane in 12 inch diameter steel tank as a function of pressure.

[Ref. 11302]



Sparkover and corona onset voltages of  $\text{SF}_6$  in a 12 in. diameter steel tank as a function of pressure at 25°C.

[Ref. 10936]

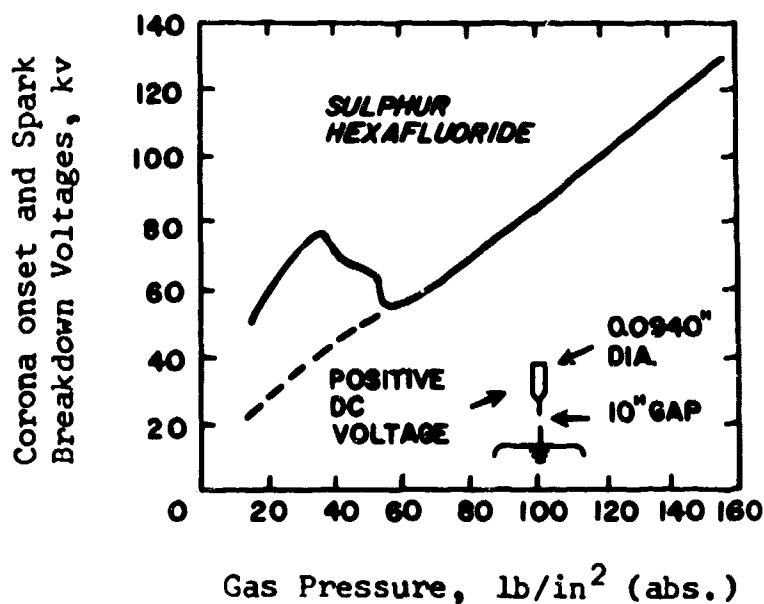


## SULFUR HEXAFLUORIDE

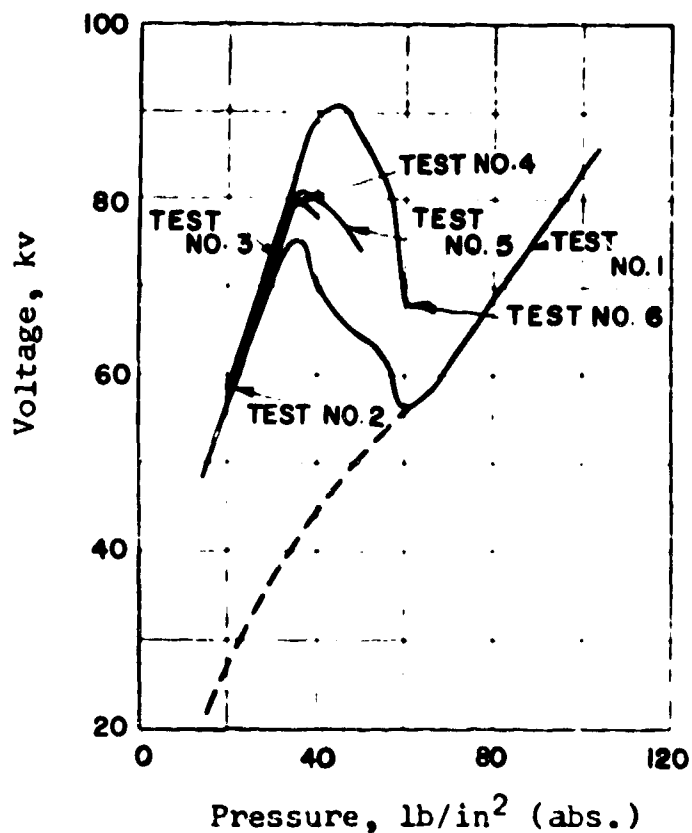
### CORONA EFFECTS

Corona onset voltage of sulfur hexafluoride as a function of gas pressure.

- Spark breakdown voltage
- Corona onset voltage




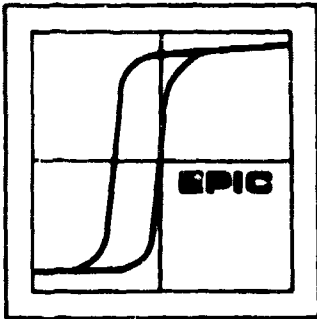
[Ref. 1655]



Corona onset and spark breakdown characteristics for sulfur hexafluoride.

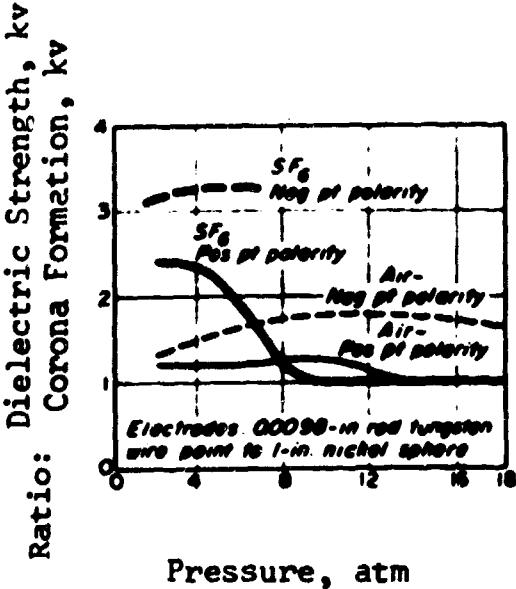
- Corona onset voltage
- Spark breakdown voltage

[Ref. 1853]



PREPARED BY ELECTRONIC PROPERTIES INFORMATION CENTER • HUGHES AIRCRAFT COMPANY, CULVER CITY, CALIFORNIA

SULFUR HEXAFLUORIDE  
CORONA EFFECTS



Breakdown voltage to corona voltage ratio as a function of pressure for sulfur hexafluoride and air under both positive and negative point polarity.

[Ref. 6140]

Corona Onset and Flashover Voltage in SF<sub>6</sub> Gas, 3/4-Inch Diameter Square-Cut Rod-to-Plane Electrodes

Full-Wave Tests (1 1/2 x 40  $\mu$ sec)

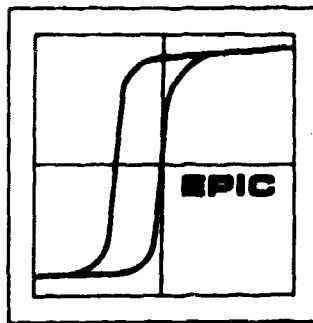
Pressure, Psig*	Spacing, Inches	Corona Onset Voltage, %		Flashover Voltage, %	
		Point Negative	Point Positive	Point Negative	Point Positive
0	1	92	100	200	110
15	1	125	128	254	145
0	6	85	100	324	162
15	6	132	140	354	147

Note: For each spacing, the corona onset voltage at atmospheric pressure and positive point = 100%.

\* Pounds per square inch gage.

[Ref. 6209]





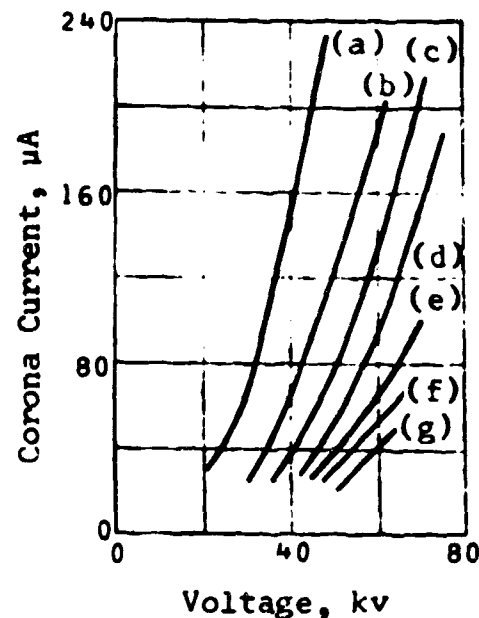
PREPARED BY ELECTRONIC PROPERTIES INFORMATION CENTER • HUGHES AIRCRAFT COMPANY, CULVER CITY, CALIFORNIA

## SULFUR HEXAFLUORIDE

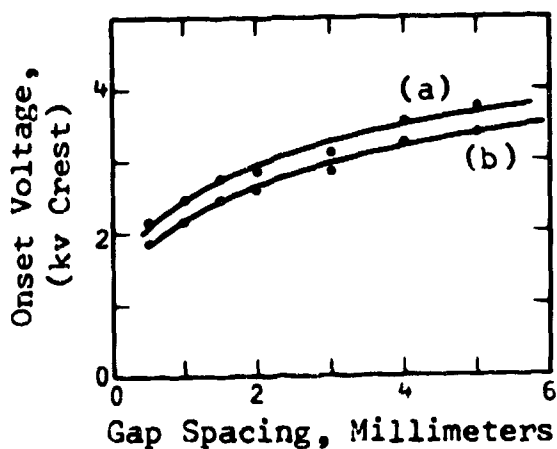
### CORONA EFFECTS

Corona current/voltage characteristics  
for sulfur hexafluoride.

- (a) 15 lb/in<sup>2</sup> absolute
- (b) 25 lb/in<sup>2</sup> absolute
- (c) 30 lb/in<sup>2</sup> absolute
- (d) 35 lb/in<sup>2</sup> absolute
- (e) 40 lb/in<sup>2</sup> absolute
- (f) 45 lb/in<sup>2</sup> absolute
- (g) 50 lb/in<sup>2</sup> absolute



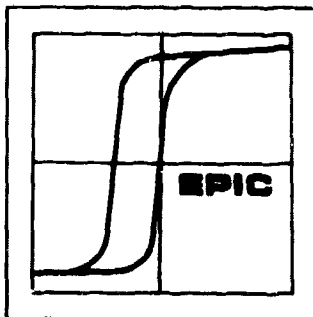
[Ref. 1853]



Corona onset voltage as a function of  
gap spacing in point-plane corona test  
(corrected to 760 mm) using polonium  $\alpha$ -  
source. Radius is 0.060 mm.

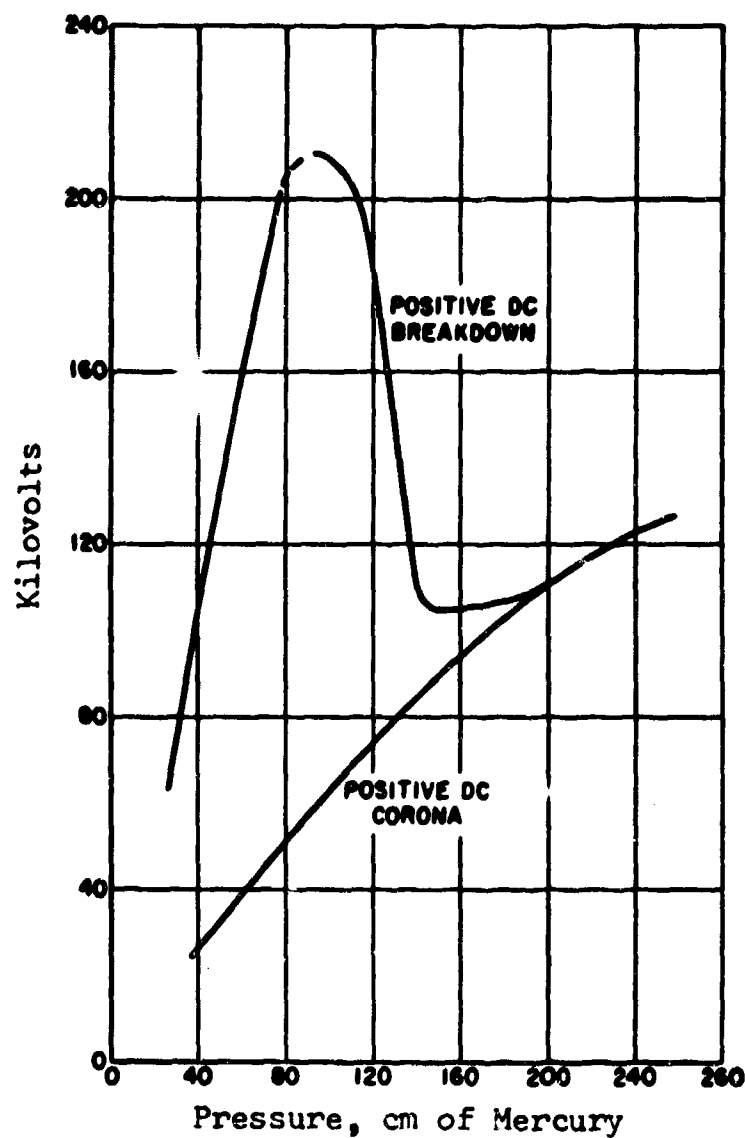
- (a) SF<sub>6</sub>, point positive
- (b) SF<sub>6</sub>, point negative

[Ref. 6209]



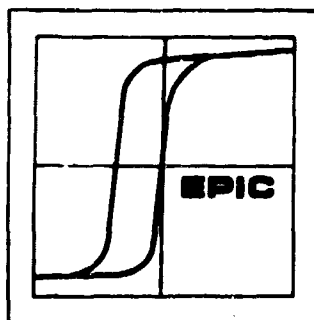
# **SULFUR HEXAFLUORIDE**

## **CORONA EFFECTS**



The corona breakdown relation for sulfur hexafluoride as affected by pressure.

Electrodes - 1/2" square rods  
Test Gap - 2 inches



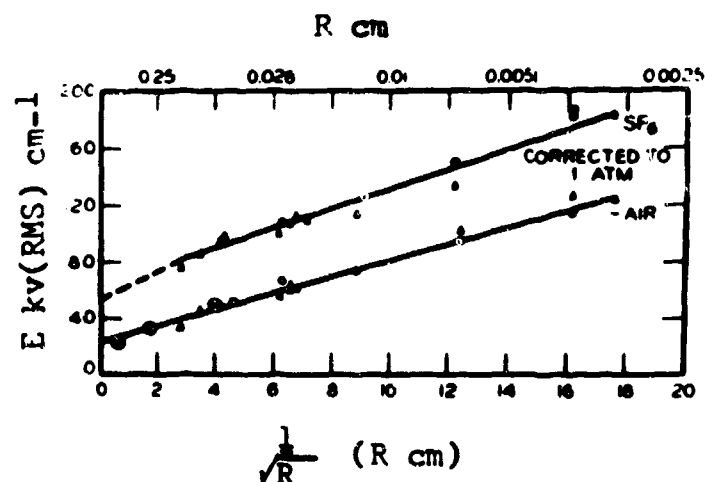
PREPARED BY ELECTRONIC PROPERTIES INFORMATION CENTER • HUGHES AIRCRAFT COMPANY, CULVER CITY, CALIFORNIA

## SULFUR HEXAFLUORIDE

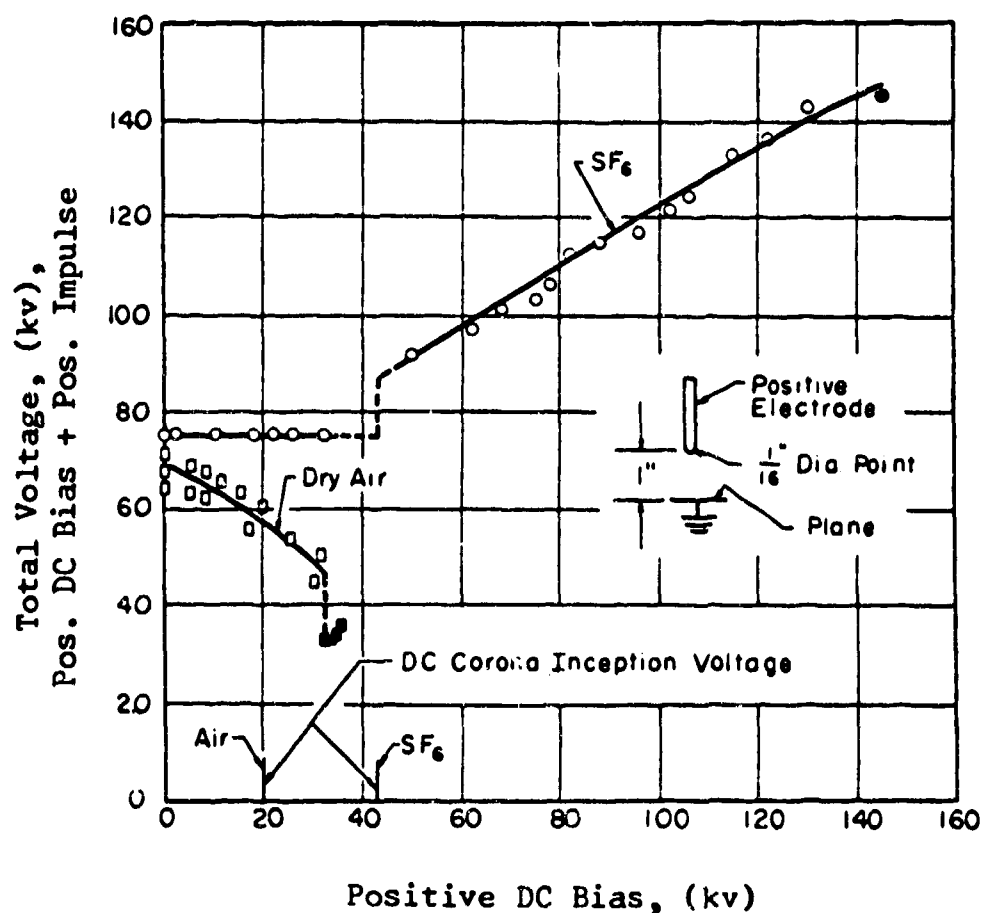
### CORONA EFFECTS

Corona extinction field (-)  $E$  as a function of  $1/\sqrt{R}$  where  $R$  is radius of wire in 1/4 inch or 1/2 inch coaxial cylinder.

- Peek's data
- 1/2 inch outer cylinder
- 1 inch outer cylinder
- △ 1/4 inch outer cylinder

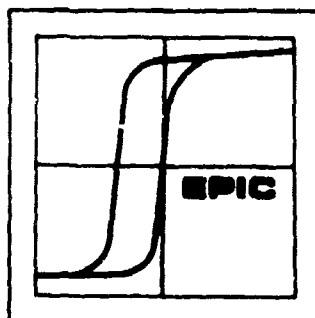


[Ref. 6209]



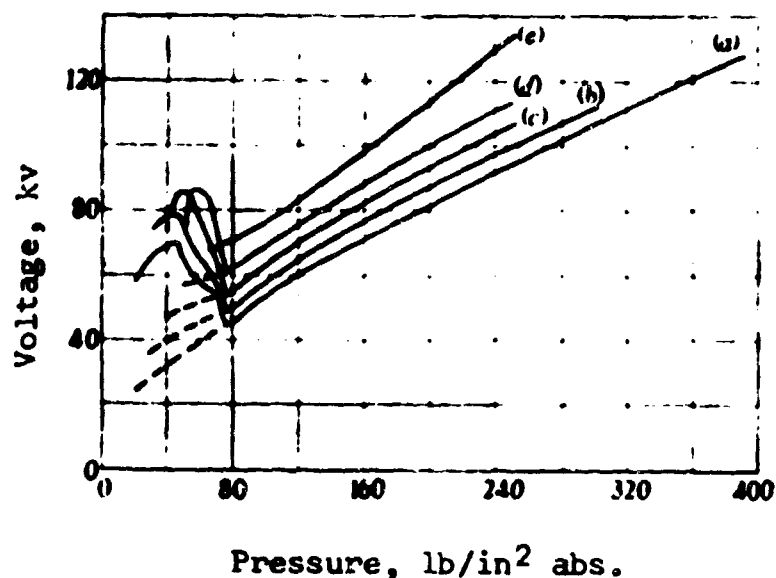
Total breakdown voltage as a function of positive dc bias voltage, 2 atm. absolute pressure at 25°C.

[Ref. 10936]



## SULFUR HEXAFLUORIDE

### CORONA EFFECTS



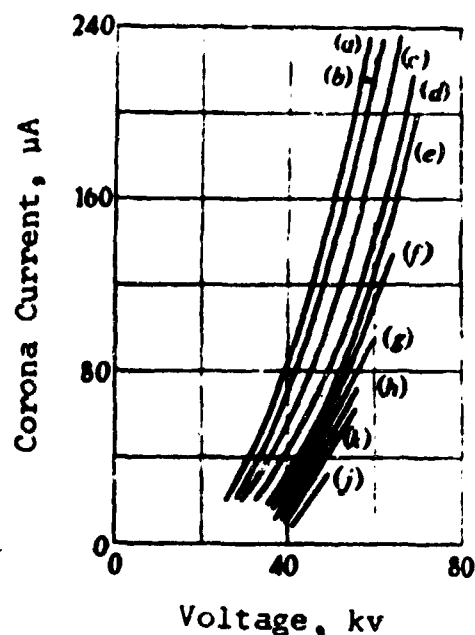
- (a) 20 lb/in<sup>2</sup> absolute, SF<sub>6</sub> plus N<sub>2</sub>
- (b) 30 lb/in<sup>2</sup> absolute, SF<sub>6</sub> plus N<sub>2</sub>
- (c) 40 lb/in<sup>2</sup> absolute, SF<sub>6</sub> plus N<sub>2</sub>
- (d) 50 lb/in<sup>2</sup> absolute, SF<sub>6</sub> plus N<sub>2</sub>
- (e) 65 lb/in<sup>2</sup> absolute, SF<sub>6</sub> plus N<sub>2</sub>

--- Corona onset voltage  
— Spark breakdown voltage

Corona onset and spark breakdown characteristics for mixtures of sulfur hexafluoride and nitrogen.

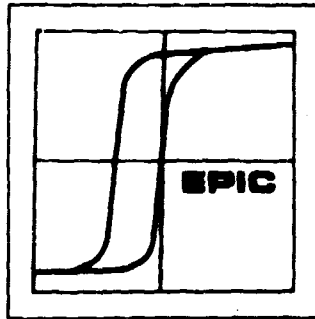
[Ref. 1853]

- (a) Total pressure, 20 lb/in<sup>2</sup> absolute
- (b) Total pressure, 25 lb/in<sup>2</sup> absolute
- (c) Total pressure, 30 lb/in<sup>2</sup> absolute
- (d) Total pressure, 40 lb/in<sup>2</sup> absolute
- (e) Total pressure, 45 lb/in<sup>2</sup> absolute
- (f) Total pressure, 50 lb/in<sup>2</sup> absolute
- (g) Total pressure, 55 lb/in<sup>2</sup> absolute
- (h) Total pressure, 60 lb/in<sup>2</sup> absolute
- (i) Total pressure, 65 lb/in<sup>2</sup> absolute
- (j) Total pressure, 70 lb/in<sup>2</sup> absolute



Corona current/voltage characteristics for 20 lb/in<sup>2</sup> sulfur hexafluoride plus nitrogen.

[Ref. 1853]

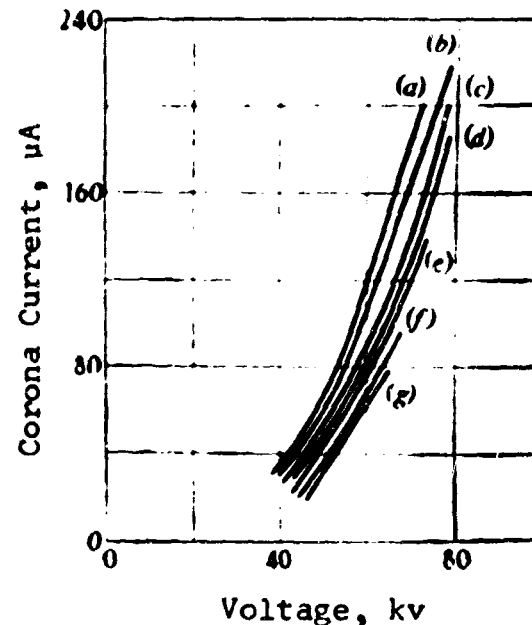


## SULFUR HEXAFLUORIDE

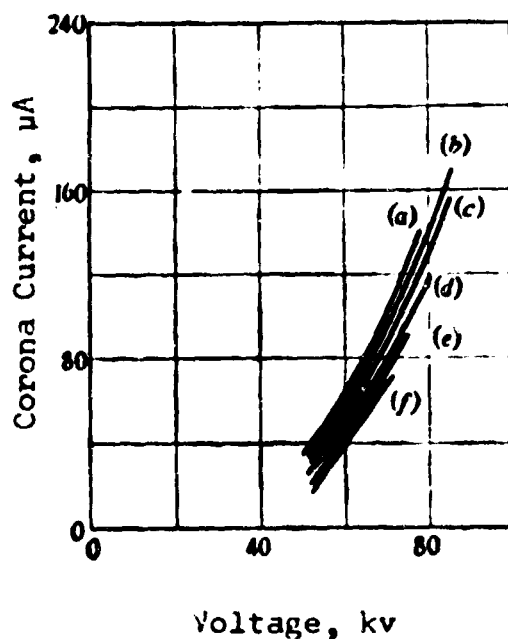
### CORONA EFFECTS

Corona current as a function of voltage characteristics for 30 lb/in<sup>2</sup> sulfur hexafluoride plus nitrogen.

- (a) Total pressure, 30 lb/in<sup>2</sup> absolute
- (b) Total pressure, 35 lb/in<sup>2</sup> absolute
- (c) Total pressure, 40 lb/in<sup>2</sup> absolute
- (d) Total pressure, 45 lb/in<sup>2</sup> absolute
- (e) Total pressure, 50 lb/in<sup>2</sup> absolute
- (f) Total pressure, 55 lb/in<sup>2</sup> absolute
- (g) Total pressure, 60 lb/in<sup>2</sup> absolute



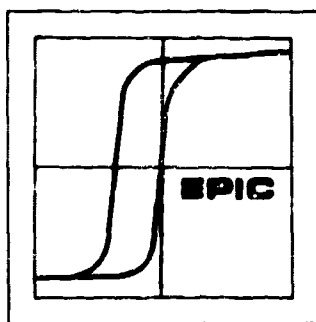
[Ref. 1853]



Corona current as a function of voltage characteristics for 40 lb/in<sup>2</sup> sulfur hexafluoride plus nitrogen.

- (a) Total pressure, 40 lb/in<sup>2</sup> absolute
- (b) Total pressure, 45 lb/in<sup>2</sup> absolute
- (c) Total pressure, 50 lb/in<sup>2</sup> absolute
- (d) Total pressure, 55 lb/in<sup>2</sup> absolute
- (e) Total pressure, 60 lb/in<sup>2</sup> absolute
- (f) Total pressure, 65 lb/in<sup>2</sup> absolute

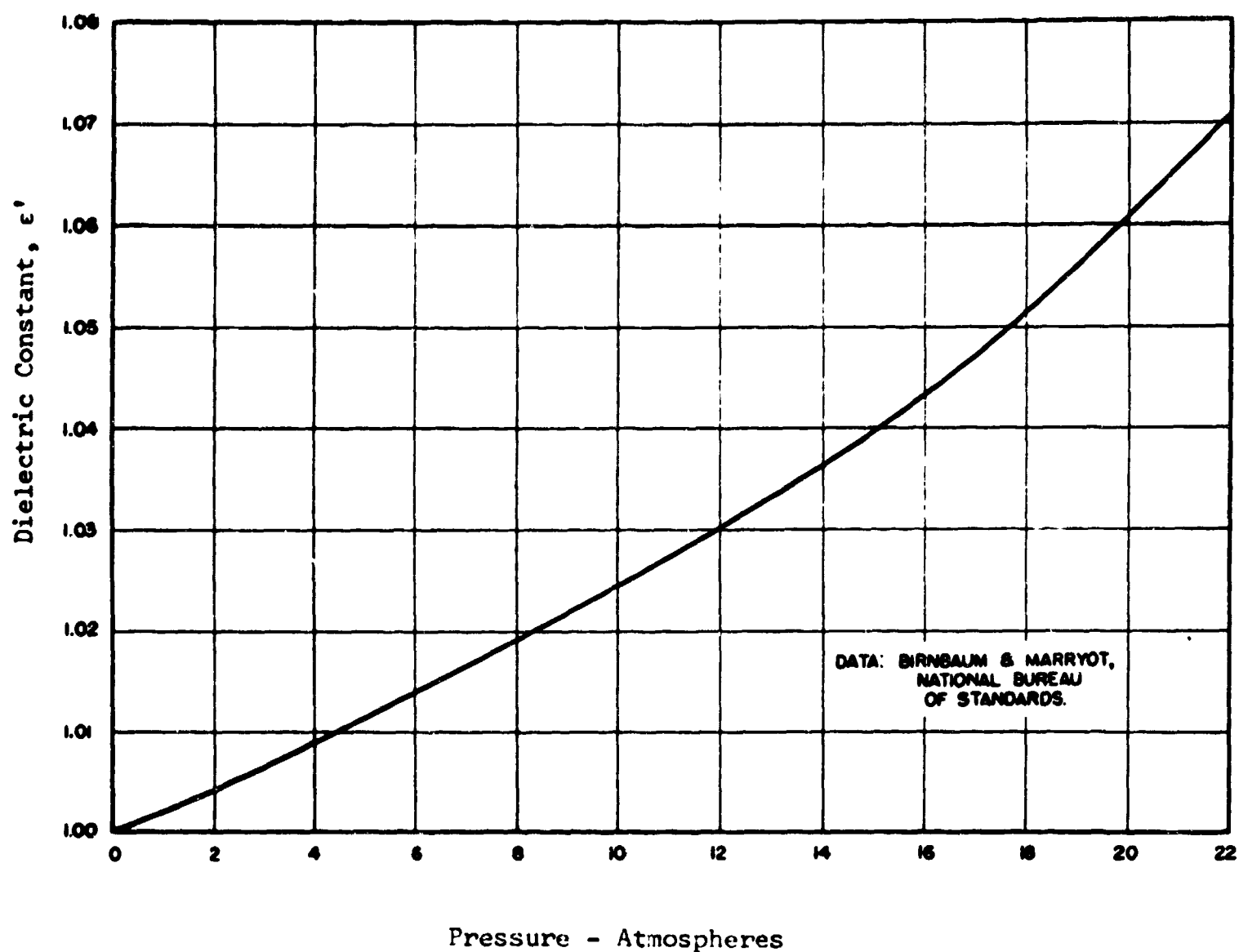
[Ref. 1853]



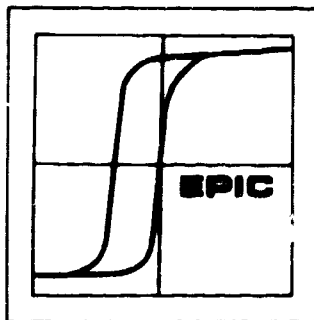
PREPARED BY ELECTRONIC PROPERTIES INFORMATION CENTER • HUGHES AIRCRAFT COMPANY, CULVER CITY, CALIFORNIA

**SULFUR HEXAFLUORIDE**

**DIELECTRIC CONSTANT**



Dielectric constant of sulfur hexafluoride  
(25°C and 24,240  $\mu$ c) as a function of gas pressure.



PREPARED BY ELECTRONIC PROPERTIES INFORMATION CENTER • HUGHES AIRCRAFT COMPANY, CULVER CITY, CALIFORNIA

**SULFUR HEXAFLUORIDE**

**DIELECTRIC CONSTANT**

Frequency	Pressure	Temperature	Dielectric Constant	Ref.
(10-500kc)	-	27.5°C	1.00191	4299
	760 mm Hg	19.4°C	1.0021	1181
	708 mm Hg	27.5°C	1.00191	11266
	-	-50°C ± 1°C	1.81 ± 0.02	1508
			(liquid SF <sub>6</sub> )	

For other conditions of pressure and temperature the following equation is cited in reference no. 11266.

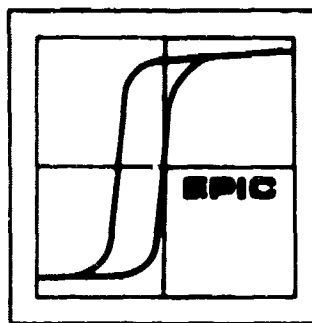
$$\epsilon = 1 + 10^{-6} E$$

where E = dielectric coefficient

For  $E_{0-1}^{25^{\circ}\text{C}}$  = 2049 (limiting value = 0-1 atm.)

For  $E_0^{25^{\circ}\text{C}}$  = 2026 (limiting value = 0 atm.:  
if gases were perfect)

For  $E_0^{-80^{\circ}\text{C}}$  = 2018 (limiting values at -80°C)



PREPARED BY ELECTRONIC PROPERTIES INFORMATION CENTER • HUGHES AIRCRAFT COMPANY, CULVER CITY, CALIFORNIA

# SULFUR HEXAFLUORIDE

## DIELECTRIC STRENGTH

### (A) Relative Dielectric Strength

Relative Dielectric Strength	Pressure	Temperature
4.5	760 mm Hg	-49.2°C

[Ref. 11279]

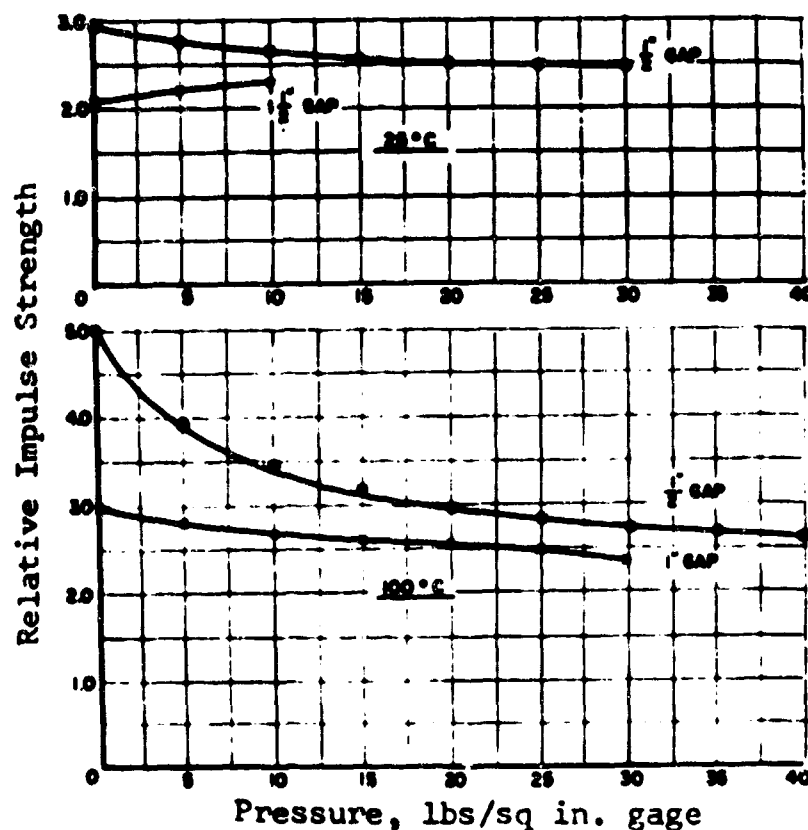
Relative dielectric strength of sulfur hexafluoride (test made between tungsten rod and 1 inch diameter sphere spaced 1-inch.)

Atmospheric Pressure and Room Temperature

### Relative Dielectric Strength

Conditions	60 Cycles	Positive	Impulse	Negative
Nonuniform field - 1" spacing $SF_6$	5	3.5		3.1
Uniform field - 1/4" spacing $SF_6$	2		1.1	
Looped Toroids - 2" spacing $SF_6$	1.85	2.4		

[Ref. 11266]

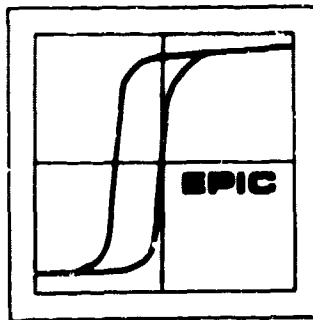


Relative impulse strength of sulfur hexafluoride and air at both 25 and 100°C as a function of pressure.

Electrodes 0.5 inch stainless steel sphere to 3 inch diameter plane.

[Ref. 11279]



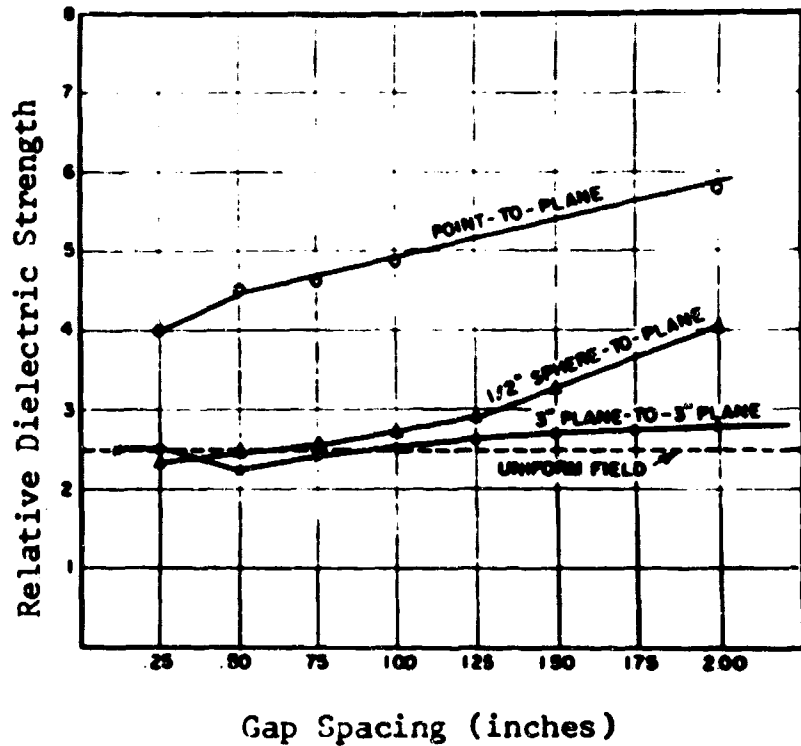


# SULFUR HEXAFLUORIDE

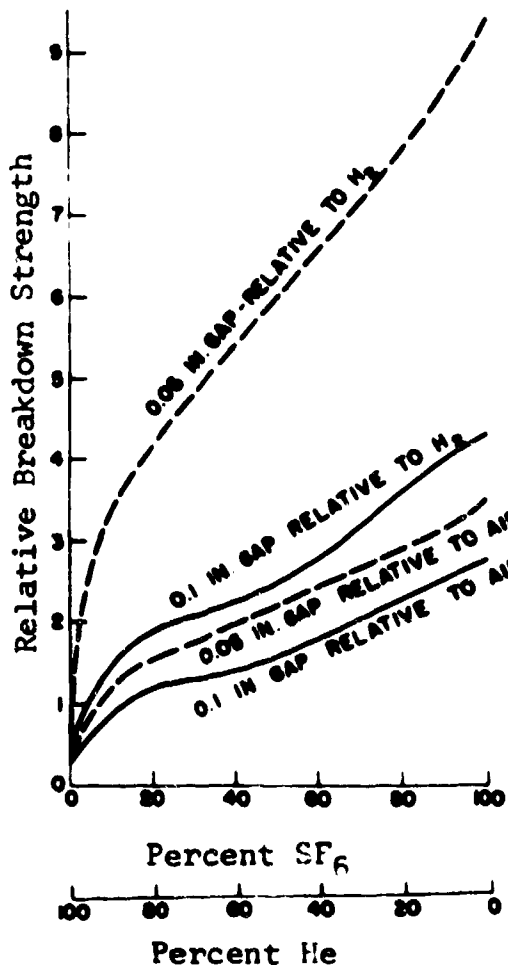
## DIELECTRIC STRENGTH

### (A) Relative Dielectric Strength

60-cycle relative strength of sulfur hexafluoride to dry air as a function of configuration and spacing of the electrodes. Gases at 25°C and at atmospheric pressure.

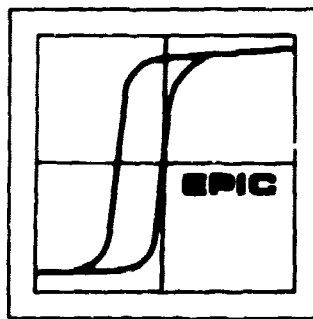


[Ref. 11279]



Relative breakdown strength of mixtures of helium + sulfur hexafluoride.

[Ref. 1931]

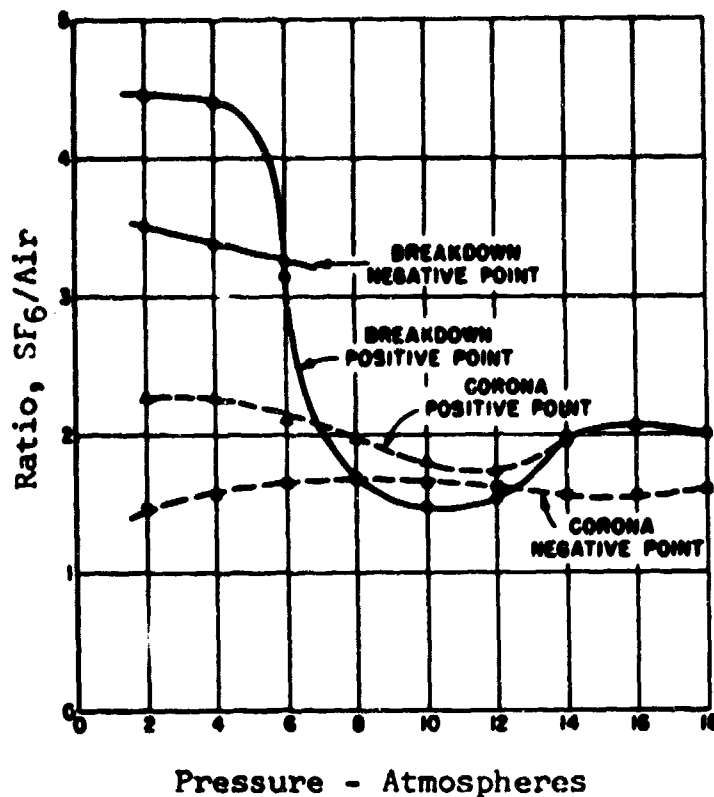


PREPARED BY ELECTRONIC PROPERTIES INFORMATION CENTER • HUGHES AIRCRAFT COMPANY, CULVER CITY, CALIFORNIA

## SULFUR HEXAFLUORIDE

### DIELECTRIC STRENGTH

#### (A) Relative Dielectric Strength

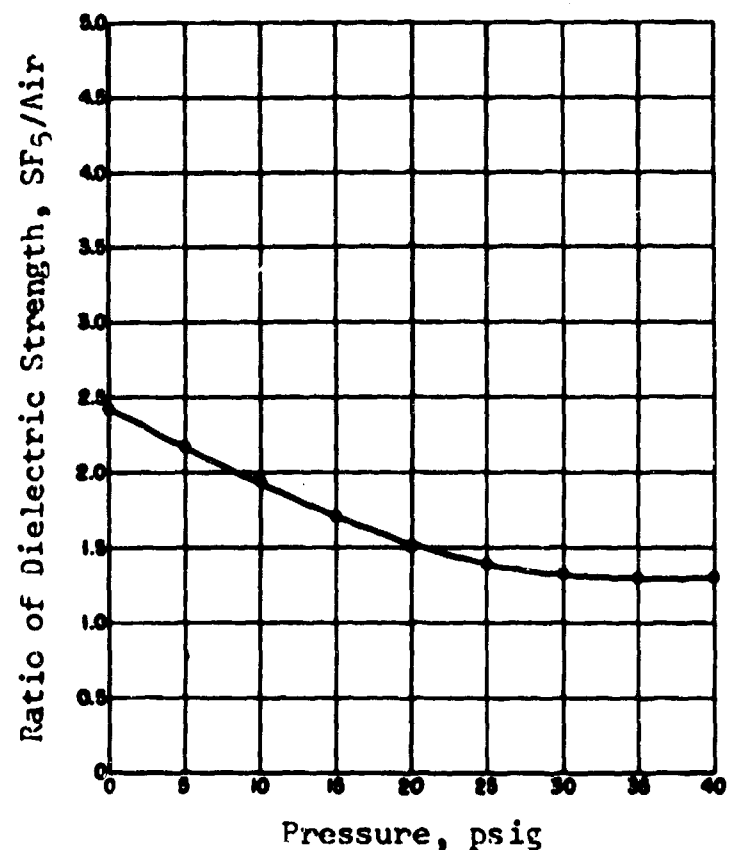


The ratio of the corona and breakdown voltages for air and  $SF_6$  as a function of the testing conditions in a nonuniform field.

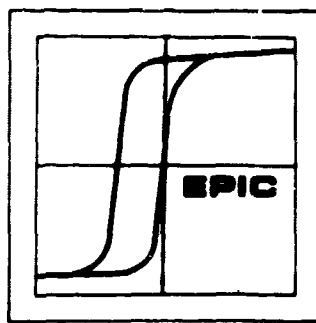
[Ref. 16775]

The changing relation of the impulse voltage breakdown of  $SF_6$  and air as the gas pressure of each is increased.

Electrodes - point-to-plane  
Test Gap - 1 1/2 inches  
Voltage Wave Form - 1 1/2 x 40 microsec.  
Point Electrode Polarity - positive  
Test Temperature - 27°C



[Ref. 16775]



PREPARED BY ELECTRONIC PROPERTIES INFORMATION CENTER • HUGHES AIRCRAFT COMPANY, CULVER CITY, CALIFORNIA

## SULFUR HEXAFLUORIDE

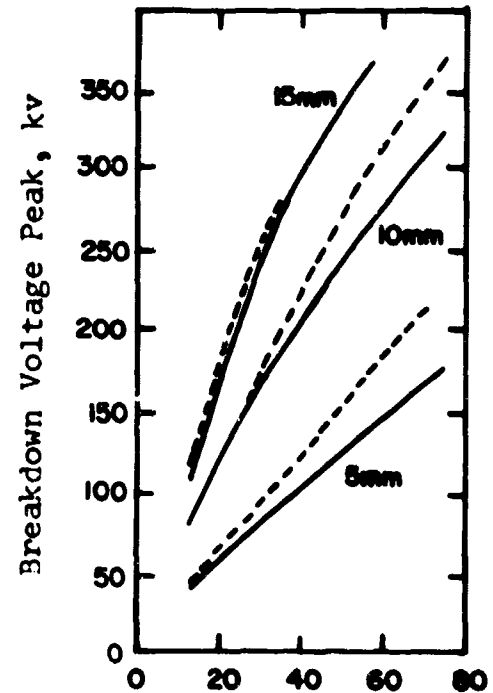
### DIELECTRIC STRENGTH

#### (B) Dielectric Strength vs Pressure

##### (1) Sphere-to-Sphere Geometry

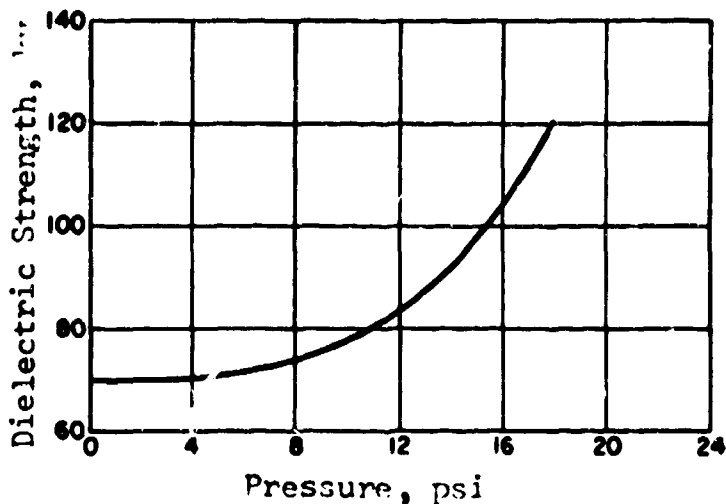
Breakdown voltage between 5 cm diameter spheres  
for sulfur hexafluoride.

---- Negative impulse  
— Power Frequency



Gas Pressure, lb/in<sup>2</sup> (abs.)

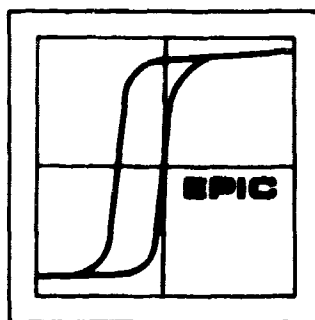
[Ref. 1589]



Electrodes - 1 inch spheres  
Gap Distance - 1/4 inch  
Temperature - room  
Pressure - atmospheric

The dielectric strength of sulfur hexafluoride gas measured by impulse voltage in a uniform electrical field.

[Ref. 16775]



**SULFUR HEXAFLUORIDE**

**DIELECTRIC STRENGTH**

(B) Dielectric Strength vs Pressure

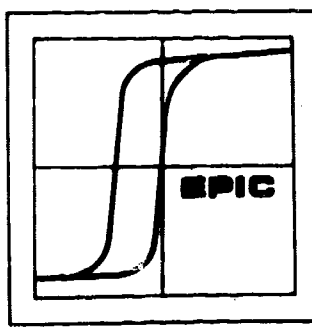
(1) Sphere-to-Sphere Geometry

Breakdown data for sulfur hexafluoride (5-cm diameter spherical electrodes).

Breakdown Voltage, (kv)

Com- pound	Absolute Pressure Atm.	Power Frequency		Negative direct		Negative impulse		Relative electric strength		Impulse ratio	
SF <sub>6</sub>	1	Sphere gap, cm									
		0.5	1.0	0.5	1.0	0.5	1.0	0.5	1.0	0.5	1.0
		45.0	86.0	44.0	83.5	47.7	91.3	2.6	2.7	1.06	1.06
		79.0	161.0			91.0	171.0	2.47	2.87	1.15	1.06
		112.5	218.0			134.5	244.0	2.48	2.68	1.19	1.12
		143.5	268.0			175.0	309.0	2.47	2.53	1.22	1.15

[Ref. 1181]



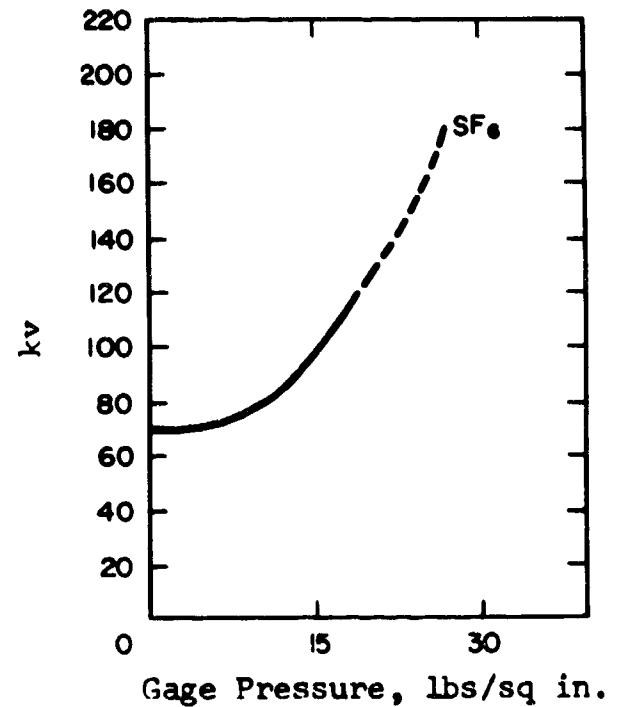
**SULFUR HEXAFLUORIDE**

**DIELECTRIC STRENGTH**

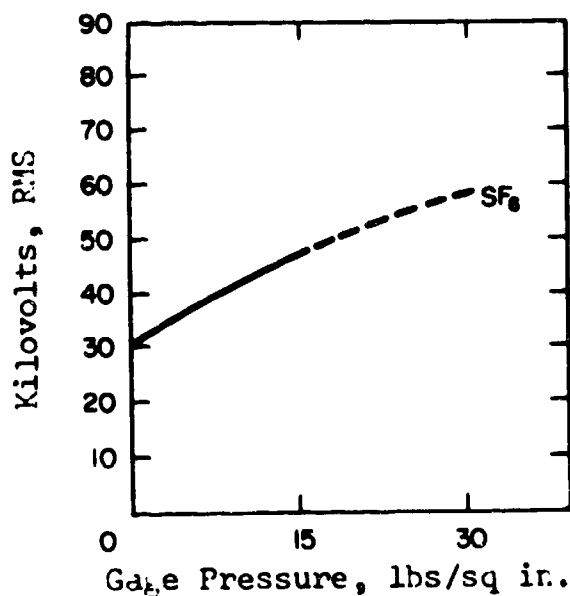
(B) Dielectric Strength vs Pressure

(1) Sphere-to-Sphere Geometry

Impulse dielectric strength voltages of  $\text{SF}_6$  using two 1-inch diameter spheres.

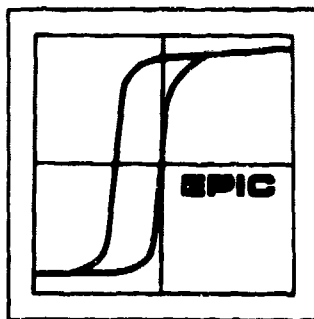


[Ref. 4299]



60-cycle dielectric strength of  $\text{SF}_6$  tested between two 1-inch diameter spheres spaced 1/4 inch and at a gage pressure up to 30 psi.

[Ref. 4299]



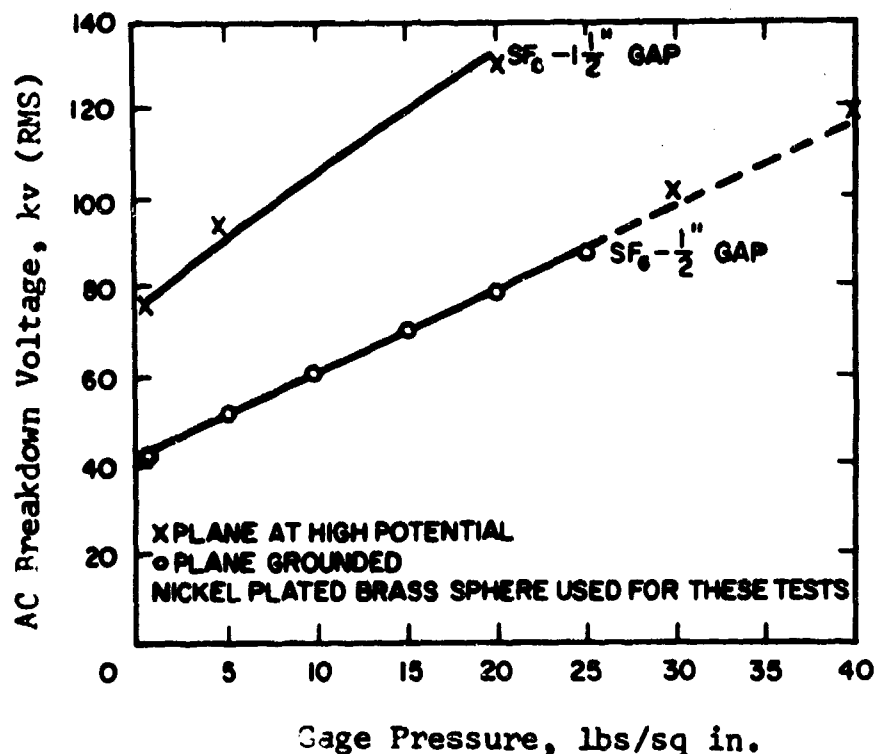
## SULFUR HEXAFLUORIDE

### DIELECTRIC STRENGTH

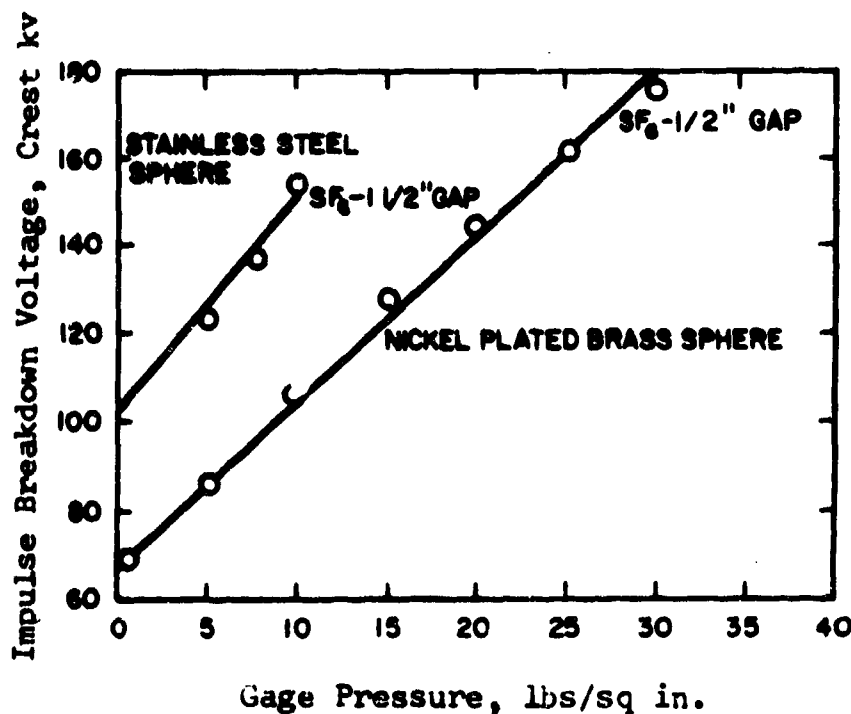
#### (B) Dielectric Strength vs Pressure

##### (2) Sphere-to-Plane Geometry

60-cycle breakdown voltages of  $\text{SF}_6$  as a function of pressure. (Gas at room temperature.) Electrodes 0.5 inch diameter sphere to 3 inch diameter plane.

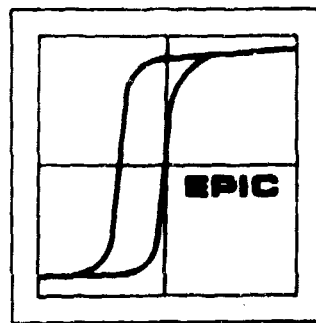


[Ref. 11279]



Impulse breakdown of  $\text{SF}_6$  at room temperature as a function of pressure. Electrodes 0.5 inch sphere to 3 inch diameter plane. Positive impulse wave 1 1/2 by 40 microseconds.

[Ref. 11279]



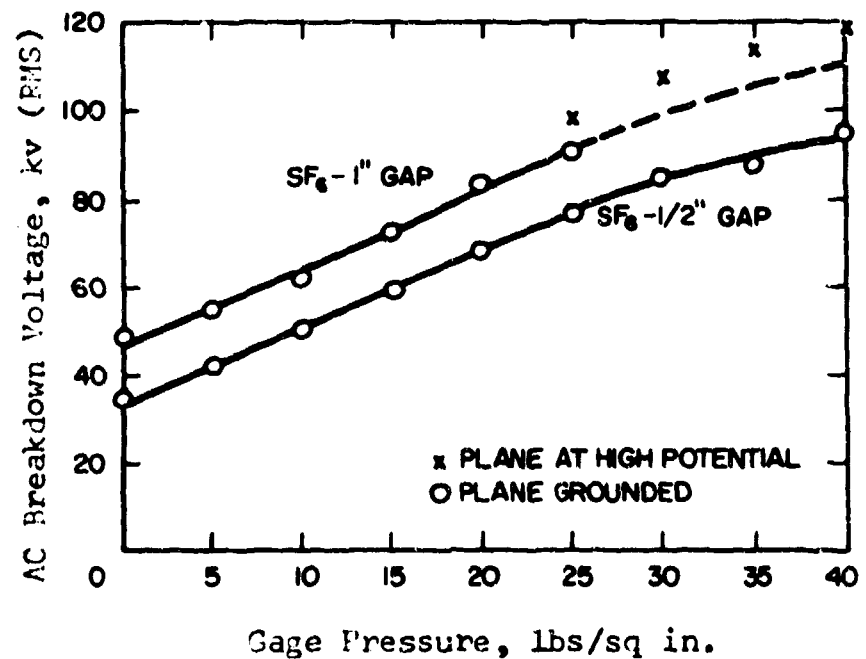
## SULFUR HEXAFLUORIDE

### DIELECTRIC STRENGTH

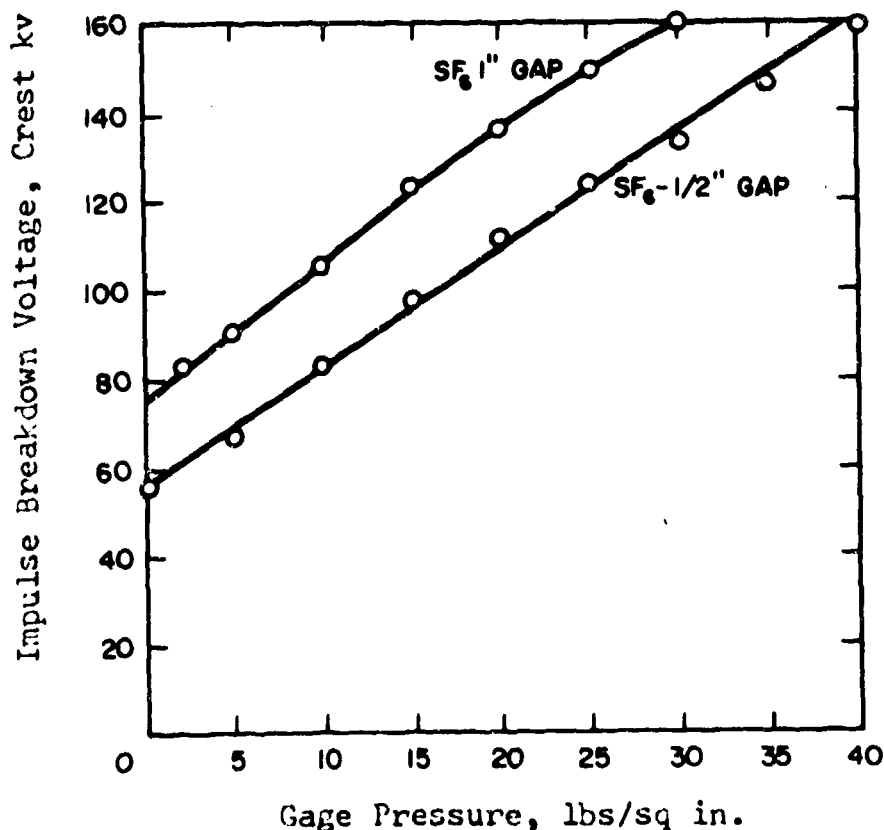
#### (B) Dielectric Strength vs Pressure

##### (2) Sphere-to-Plane Geometry

60-cycle breakdown voltages of  $SF_6$  at  $100^\circ C$  as a function of pressure. Electrodes 0.5 inch stainless steel sphere to 3 inch diameter point.

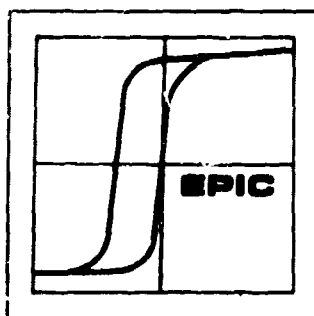


[Ref. 11279]



Impulse breakdown voltages of  $SF_6$  at  $100^\circ C$  as a function of pressure. Electrodes 0.5 inch stainless steel sphere to 3 inch diameter plane. Positive impulse wave 1 1/2 by 40 microseconds.

[Ref. 11279]

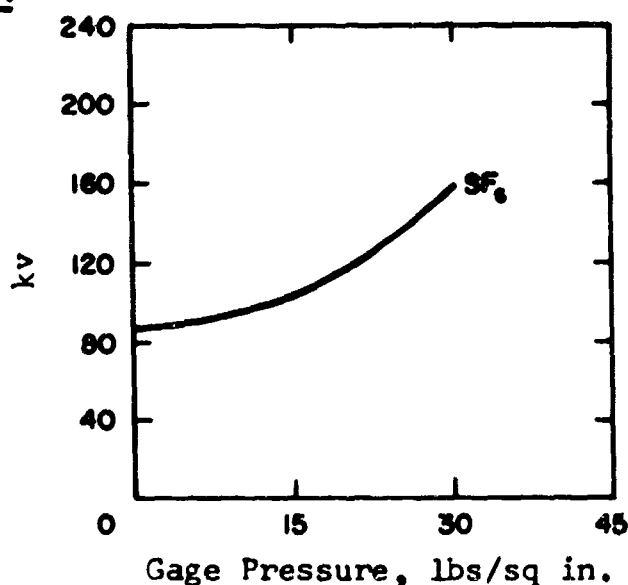


**SULFUR HEXAFLUORIDE**

**DIELECTRIC STRENGTH**

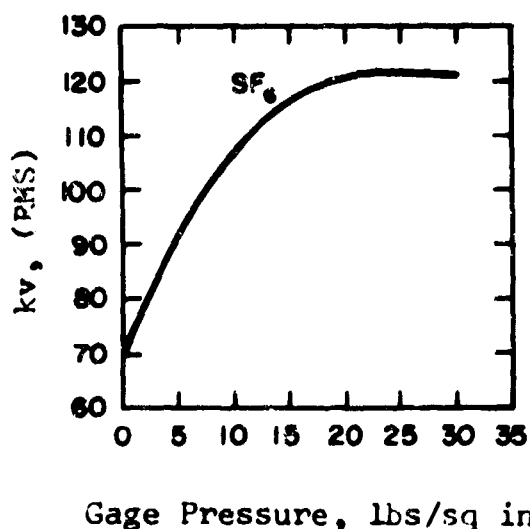
**(B) Dielectric Strength vs Pressure**

**(3) Sphere-to-Rod Geometry**



Impulse dielectric strength of  $\text{SF}_6$  as a function of pressure. Positive-wave tests made between tungsten rod and 1 inch diameter sphere spaced 1 inch.

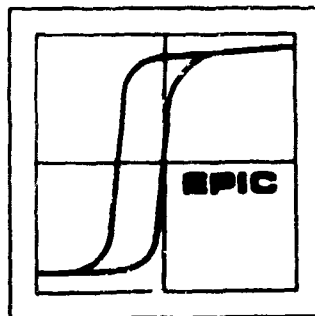
[Ref. 4299]



60-cycle dielectric strength of  $\text{SF}_6$  as a function of pressure. Tests made between tungsten rod and 1 inch sphere spaced 1 inch.

[Ref. 4299]





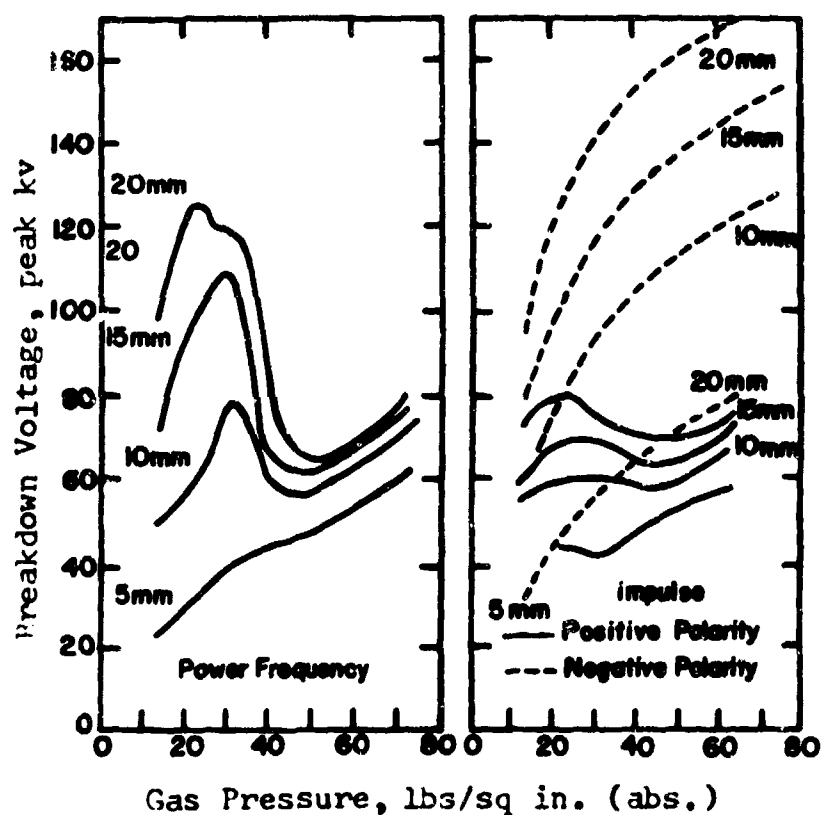
## SULFUR HEXAFLUORIDE

### DIELECTRIC STRENGTH

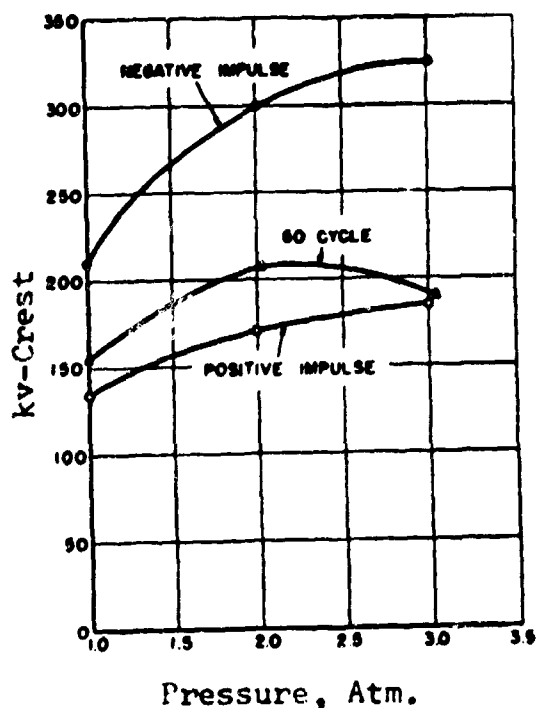
#### (B) Dielectric strength vs Pressure

##### (4) Sphere-to-Point Geometry

Breakdown voltage characteristics with point-sphere electrodes for SF<sub>6</sub>.


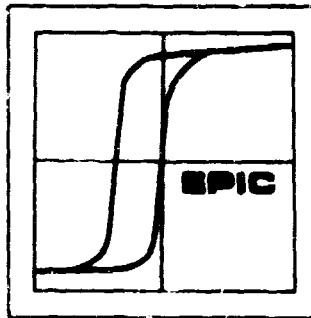


[Ref. 1589]



Dielectric strength of a 2 inch gap-point to 1 inch diameter sphere as a function of pressure.

[Ref. 11279]



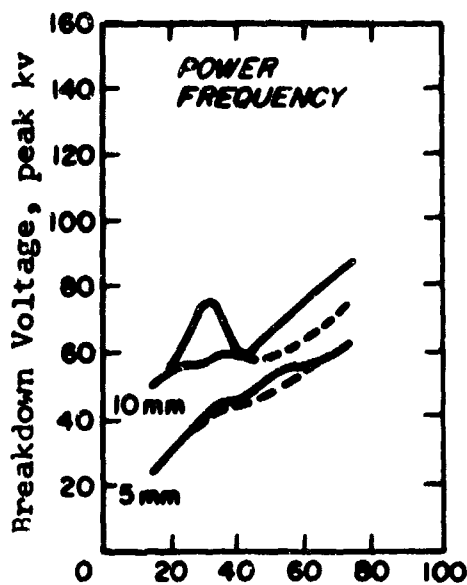
PREPARED BY ELECTRONIC PROPERTIES INFORMATION CENTER • HUGHES AIRCRAFT COMPANY, CULVER CITY, CALIFORNIA

## SULFUR HEXAFLUORIDE

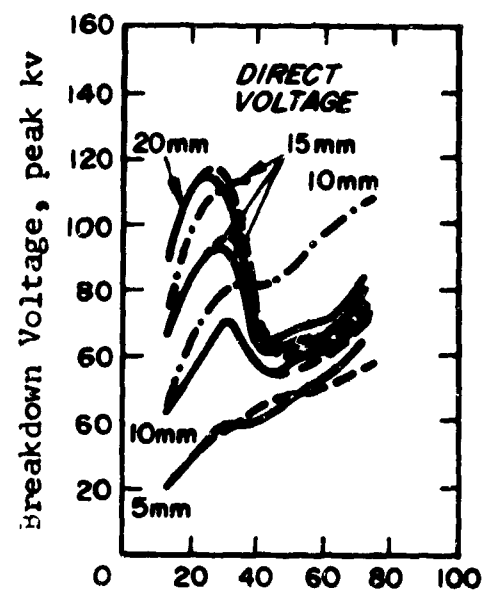
### DIELECTRIC STRENGTH

#### (B) Dielectric Strength vs Pressure

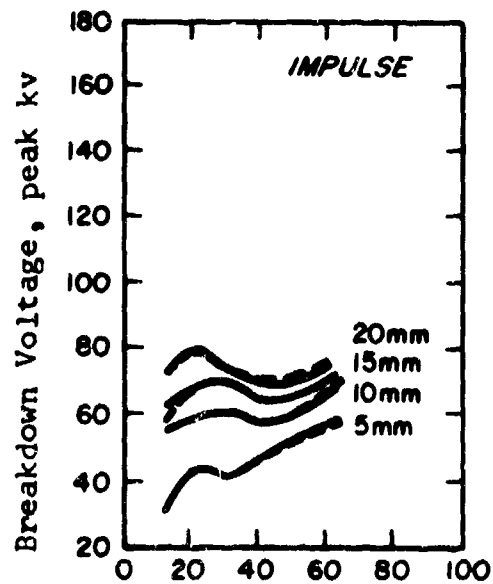
##### (4) Sphere-to-Point Geometry



Gas Pressure, lbs/sq in.  
(abs.)



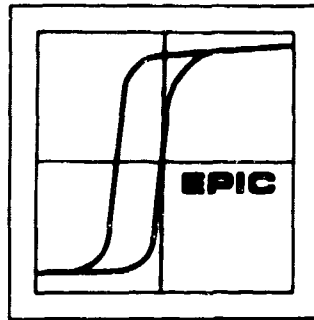
Gas Pressure, lbs/sq in.  
(abs.)



Gas Pressure, lbs/sq in.  
(abs.)

Breakdown voltage for sulfur hexafluoride with point-sphere electrodes.

- Power frequency, positive d.c. and impulse
- - - Negative d.c. and impulse
- · - Positive d.c. and impulse with radium.



PREPARED BY ELECTRONIC PROPERTIES INFORMATION CENTER • HUGHES AIRCRAFT COMPANY, CULVER CITY, CALIFORNIA

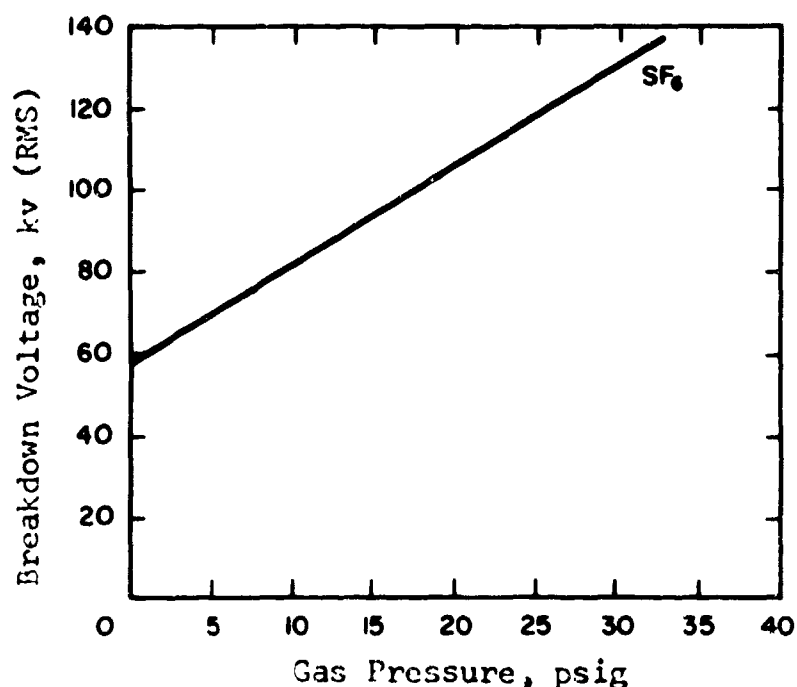
## SULFUR HEXAFLUORIDE

### DIELECTRIC STRENGTH

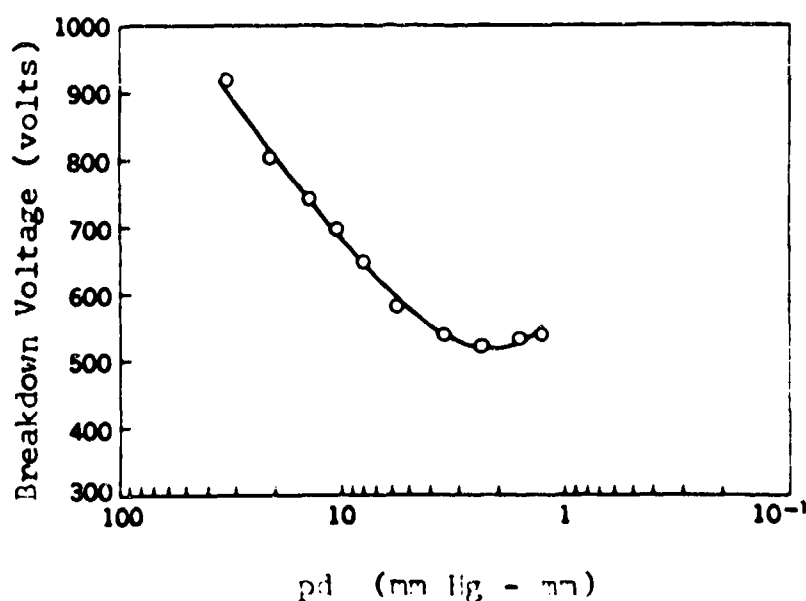
#### (B) Dielectric Strength vs Pressure

##### (5) Plane-to-Plane Geometry

Dielectric strength of sulfur hexafluoride as a function of pressure, 3 inch diameter round-edged plane-to-plane, 1/2 inch spacing.

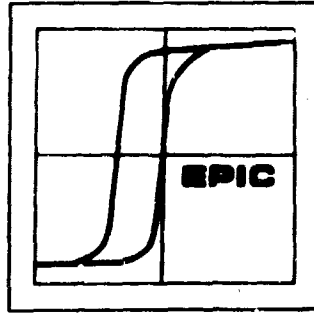


[Ref. 10452]



Paschen curve for sulfur hexafluoride (gap 1 mm, parallel circular brass plates, 4 inches in diameter and 1/4 inch thick with rounded edges of 1/8 inch radius.)

[Ref. 16238]

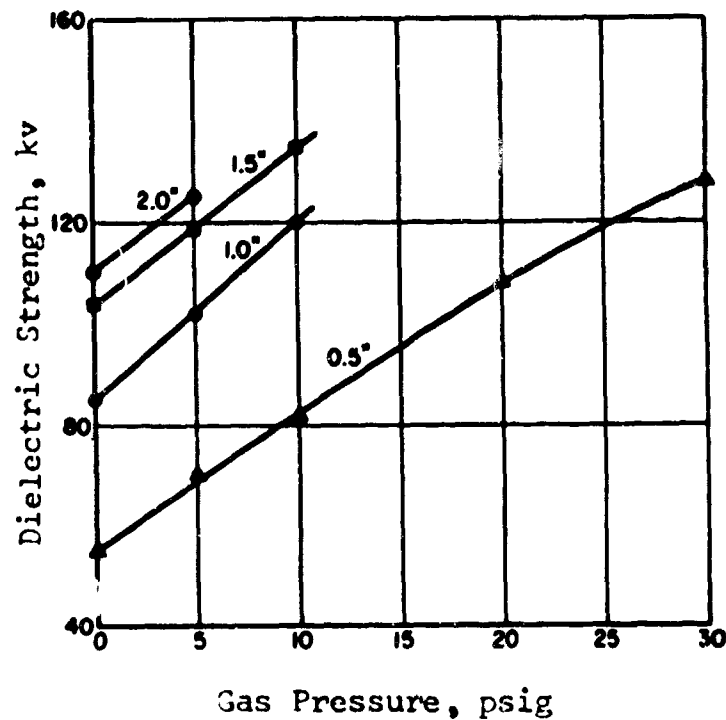


**SULFUR HEXAFLUORIDE**

**DIELECTRIC STRENGTH**

**(B) Dielectric Strength vs Pressure**

**(5) Plane-to-Plane Geometry**



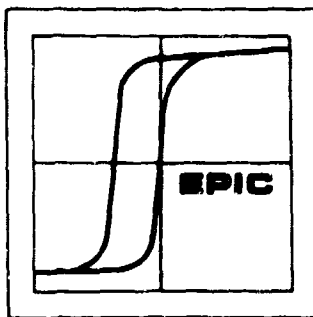
The dielectric strength-pressure relation for sulfur hexafluoride gas, showing the effect of gap distance.

Electrodes - 3" diameter, rounded edge planes

Test temperature - room

Gap Distance - inches as shown on each curve

[Ref. 16775]

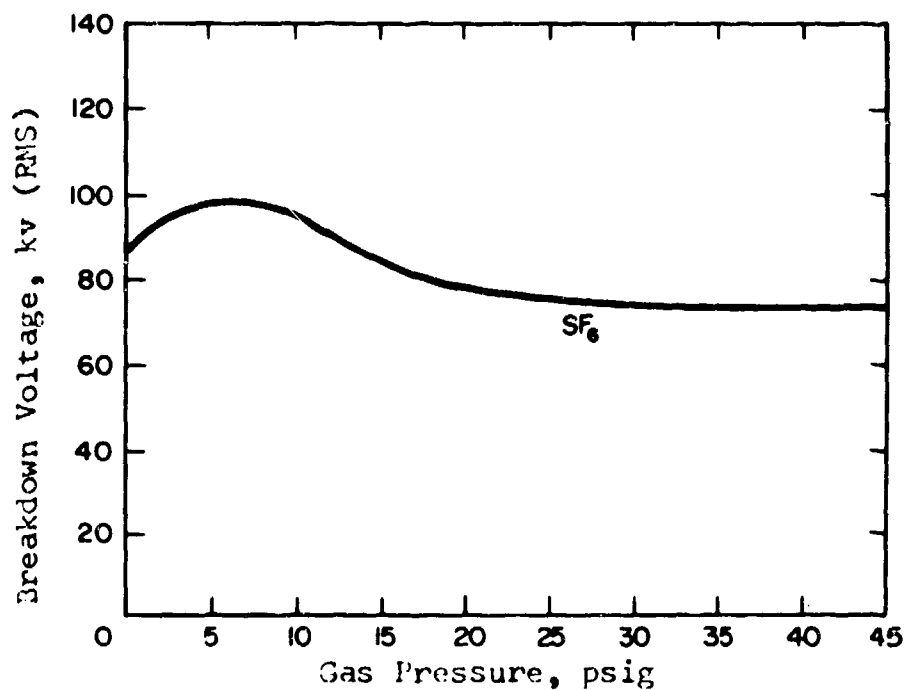


SULFUR HEXAFLUORIDE

DIELECTRIC STRENGTH


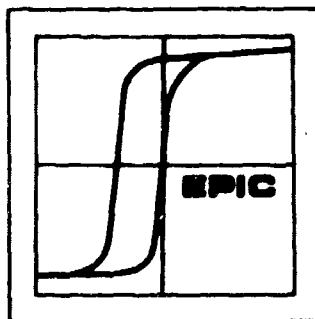
(E) Dielectric Strength vs Pressure

(6) Plane-to-Rod Geometry



Dielectric strength of sulfur hexafluoride as a function of pressure.  
1/4 inch square rod-to-plane, 1 inch spacing.

[Ref. 10452]



PREPARED BY ELECTRONIC PROPERTIES INFORMATION CENTER • HUGHES AIRCRAFT COMPANY, CULVER CITY, CALIFORNIA

## SULFUR HEXAFLUORIDE

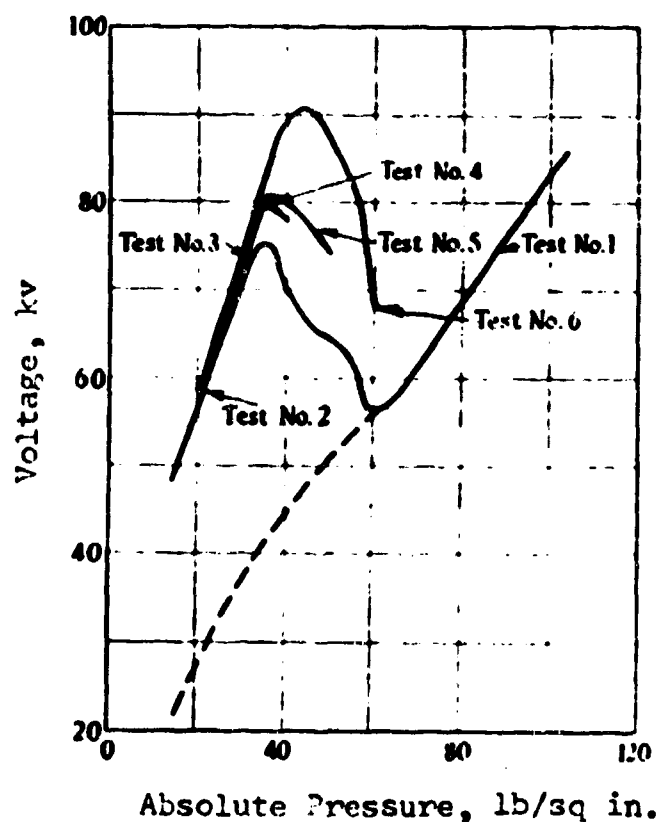
### DIELECTRIC STRENGTH

#### (B) Dielectric Strength vs Pressure

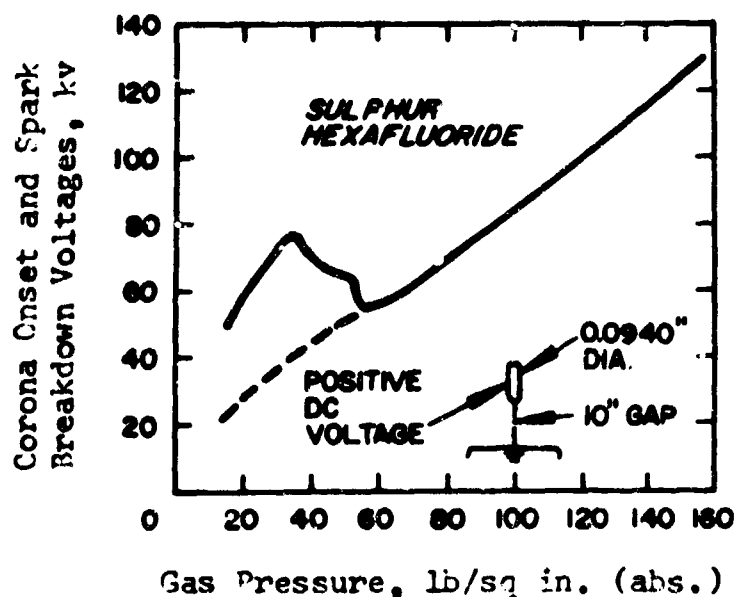
##### (7) Plane-to-Point Geometry

Corona onset and spark-breakdown characteristics for sulfur hexafluoride.

- Corona onset voltage
- Spark-breakdown voltage

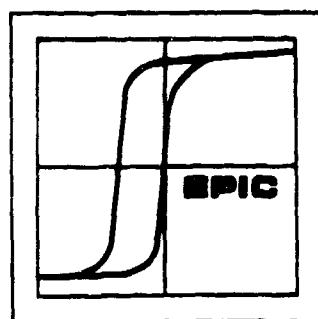


[Ref. 1853]



Spark breakdown voltage of sulfur hexafluoride as a function of pressure.

[Ref. 1655]



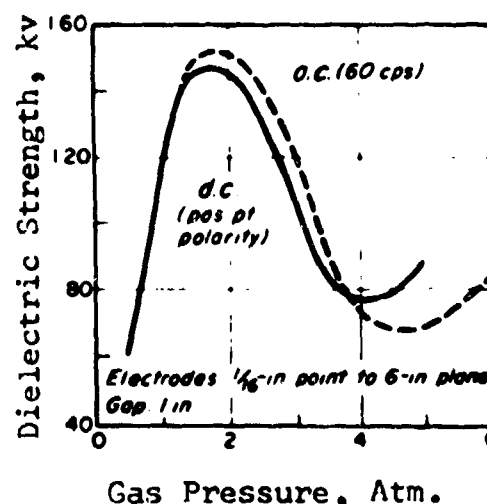
# SULFUR HEXAFLUORIDE

## DIELECTRIC STRENGTH

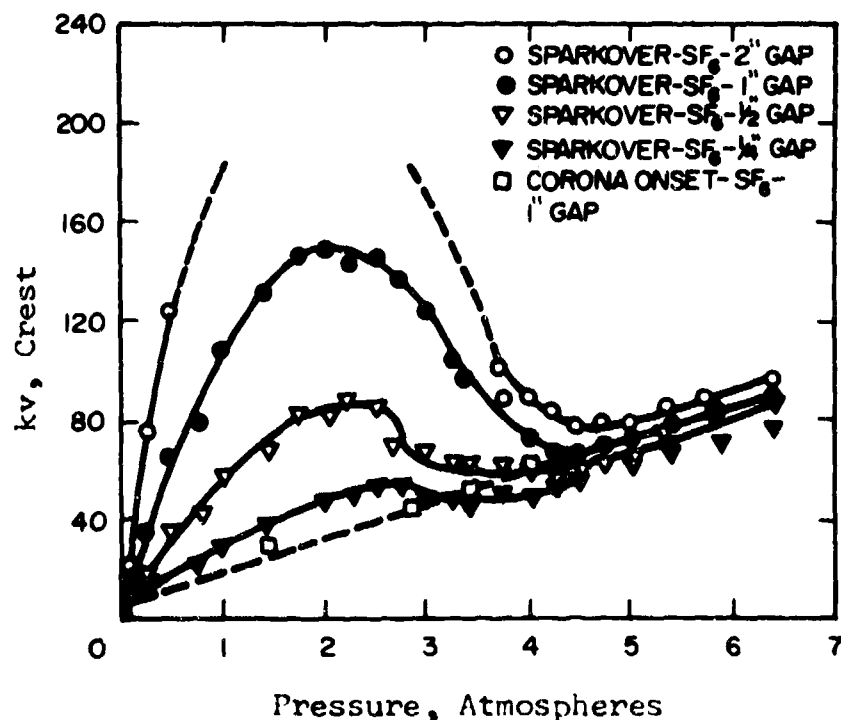
### (B) Dielectric Strength vs Pressure

#### (7) Plane-to-Point Geometry

Gas pressure as a function of dielectric strength for d.c. and 60 cps a.c. voltage. Dielectric strength increases normally with pressure up to about 1 atm. Further increase in pressure produces a divergence from the straight line until a maximum strength is reached at about 2 atm. Increasing pressure beyond this point results in a drop in strength, the minimum occurring at about 5 atm.

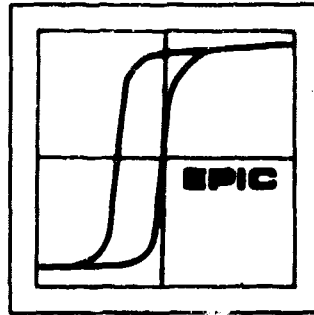


[Ref. 6140]  
and  
[Ref. 16775]



a.c. spark-over and corona onset voltages of sulfur hexafluoride for indicated gaps between 1/16 inch hemisphere point and 6 inch diameter plane in 12 inch diameter steel tank as a function of pressure.

[Ref. 11302]



## SULFUR HEXAFLUORIDE

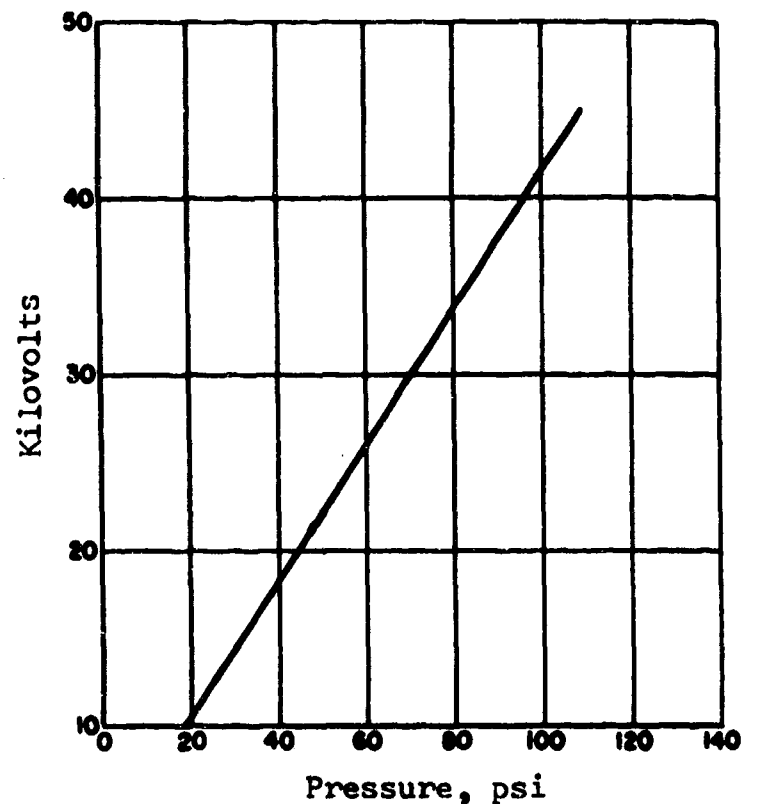
### DIELECTRIC STRENGTH

#### (B) Dielectric Strength vs Pressure

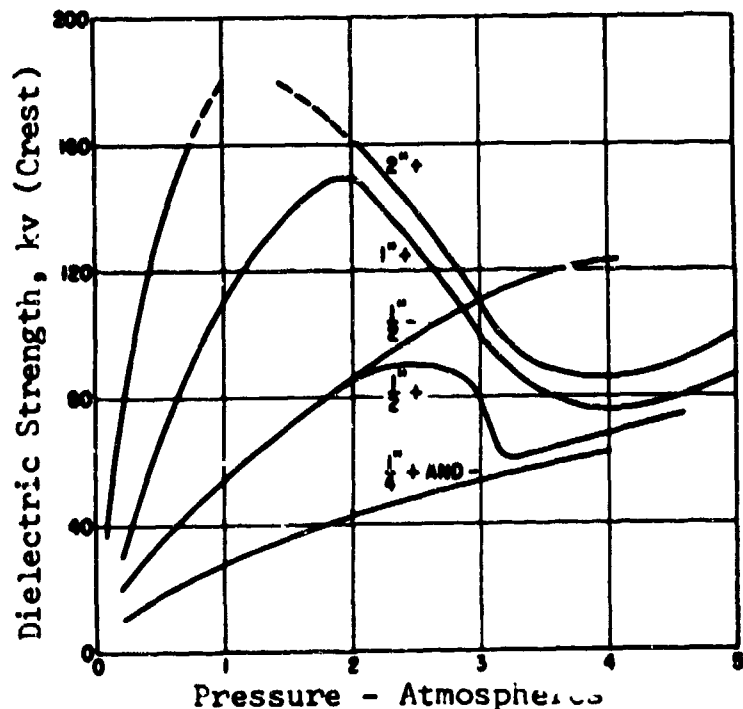
##### (7) Plane-to-Point Geometry

The effect of gas pressure on the voltage necessary to cause a prebreakdown current of 20 micro amperes in sulfur hexafluoride gas at room temperature.

Gap distance - 3 mm (0.118 inches)  
Electrodes - point-to-plane  
Electrode Point - positive polarity



[Ref. 16775]



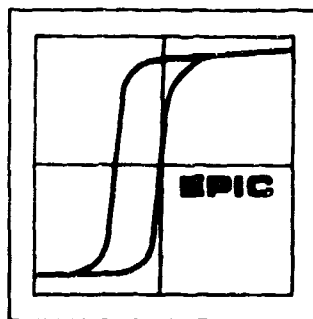
The effect of pressure on the dielectric strength of sulfur hexafluoride gas in a nonuniform (DC) electrical field for selected gap distances.

Electrodes - 1/16" point to 6" plane  
Electrode Polarity - point electrode as shown

Gap Distance - as shown on curve

[Ref. 16775]





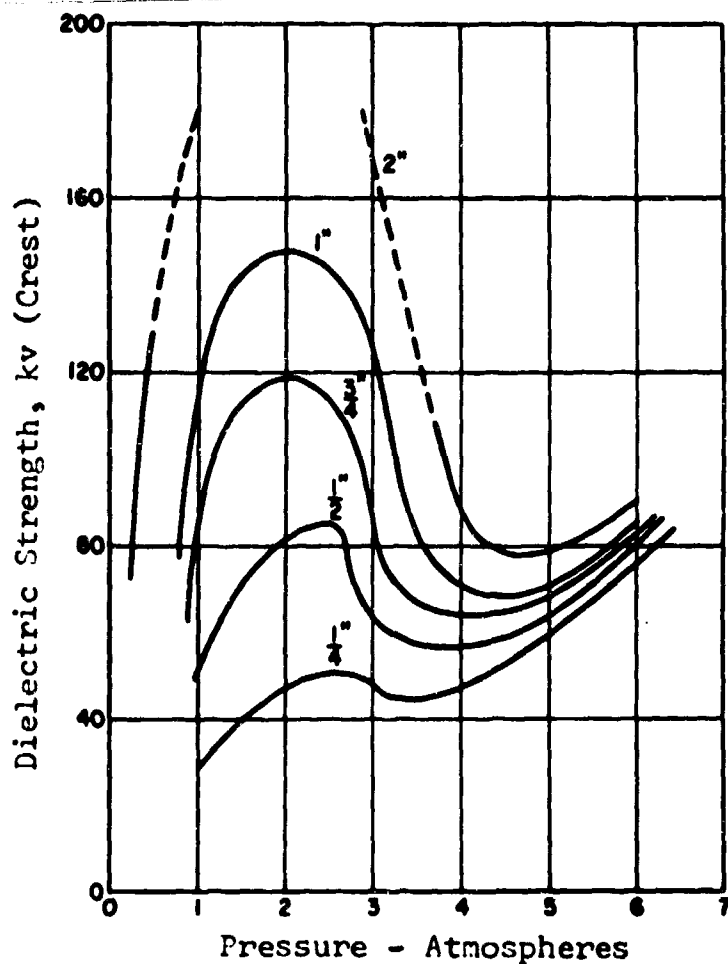
PREPARED BY ELECTRONIC PROPERTIES INFORMATION CENTER • HUGHES AIRCRAFT COMPANY, CULVER CITY, CALIFORNIA

**SULFUR HEXAFLUORIDE**

**DIELECTRIC STRENGTH**

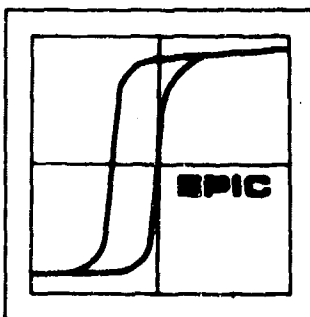
(B) Dielectric Strength vs Pressure

(7) Plane-to-Point Geometry



The effect of pressure on the 60 cycle breakdown of sulfur hexafluoride gas at selected gap distances.

Electrodes - 1/16" point to 6" plane  
Gap Distance - as shown on curve



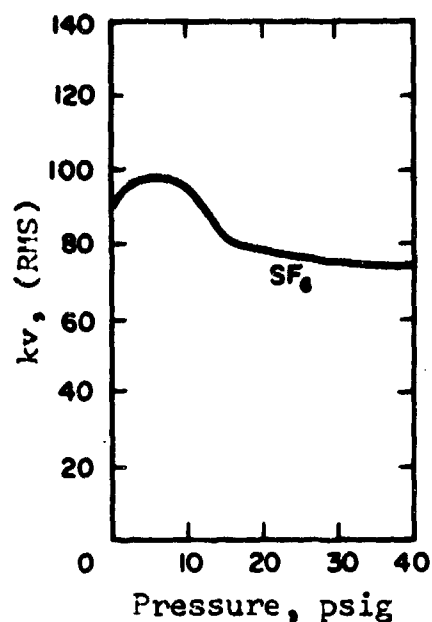
## SULFUR HEXAFLUORIDE

### DIELECTRIC STRENGTH

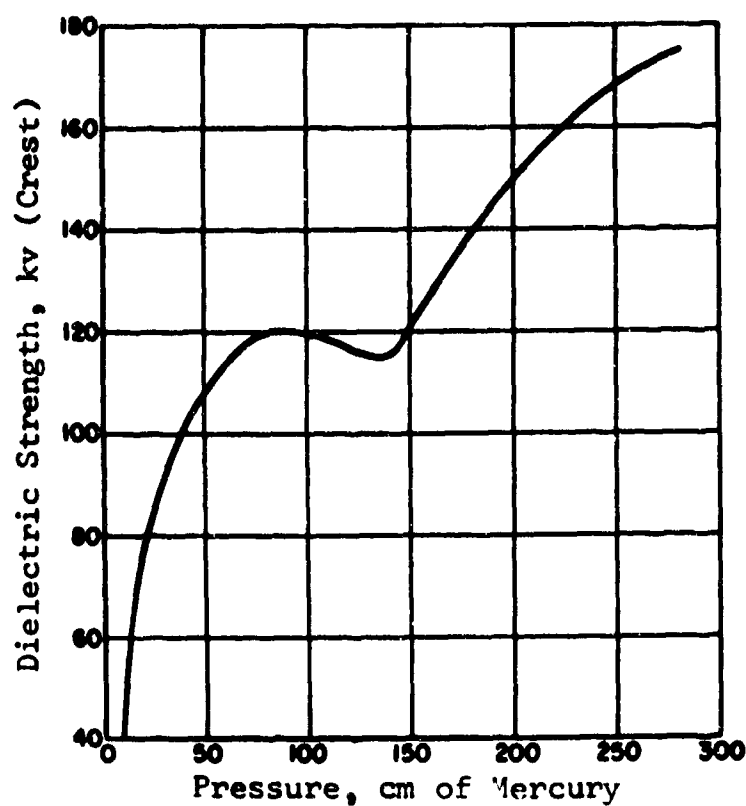
#### (9) Dielectric Strength vs Pressure

##### (8) Rod-to-Rod Geometry

Breakdown voltage, nonuniform field,  
1/4" rod.



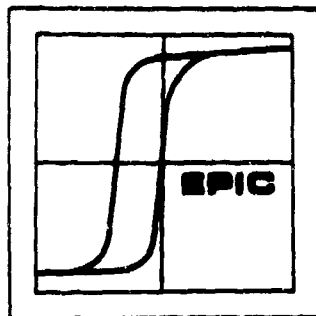
[Ref. 1860]



The impulse breakdown of sulfur hexafluoride gas as affected by pressure.

Electrodes - 1/2" square cut rods  
Gap Distance - 2 inches  
Voltage Form - 1 1/2 x 40 microsec.  
Voltage Polarity - positive

[Ref. 16775]



PREPARED BY ELECTRONIC PROPERTIES INFORMATION CENTER • HUGHES AIRCRAFT COMPANY, CULVER CITY, CALIFORNIA

## SULFUR HEXAFLUORIDE

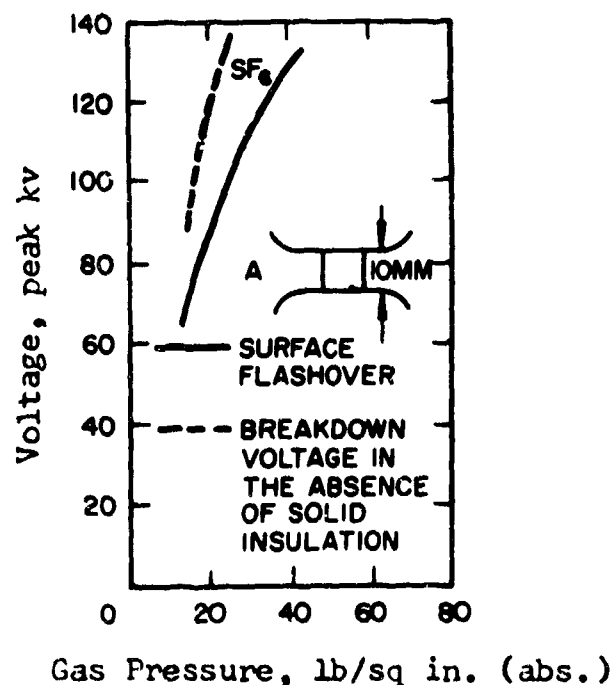
### DIELECTRIC STRENGTH

#### (B) Dielectric Strength vs Pressure

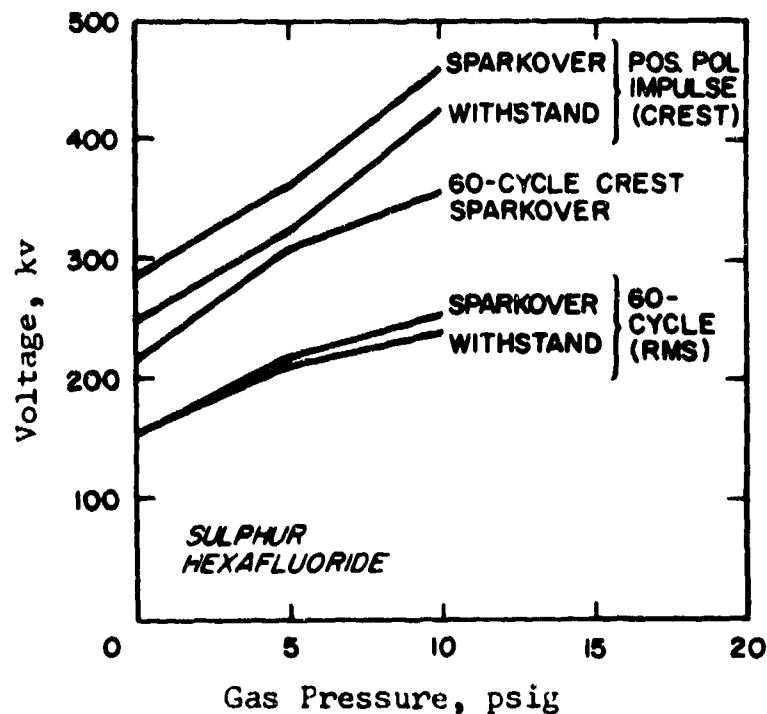
##### (9) Miscellaneous Geometries

Power frequency flashover voltage of solid insulation in sulfur hexafluoride. Uniform tangential stress.

- Breakdown voltage in the absence of solid insulation
- Surface flashover

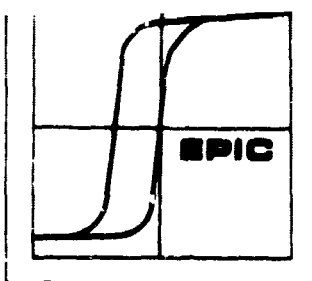


[Ref. 1589]



Impulse and 60 cycle sparkover and withstand voltages of sulfur hexafluoride using 2 inch gap spacing.

[Ref. 4299]



PREPARED BY ELECTRONIC PROPERTIES INFORMATION CENTER • HUGHES AIRCRAFT COMPANY, CULVER CITY, CALIFORNIA

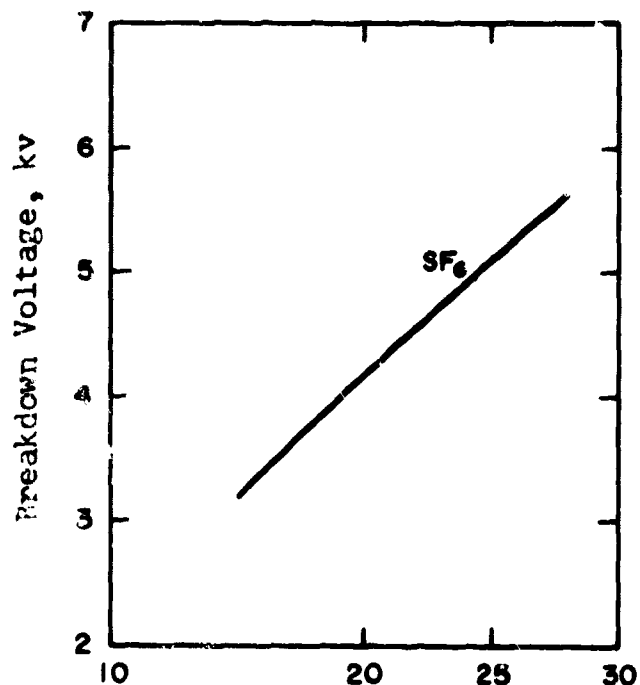
# SULFUR HEXAFLUORIDE

## DIELECTRIC STRENGTH

### (B) Dielectric Strength vs Pressure

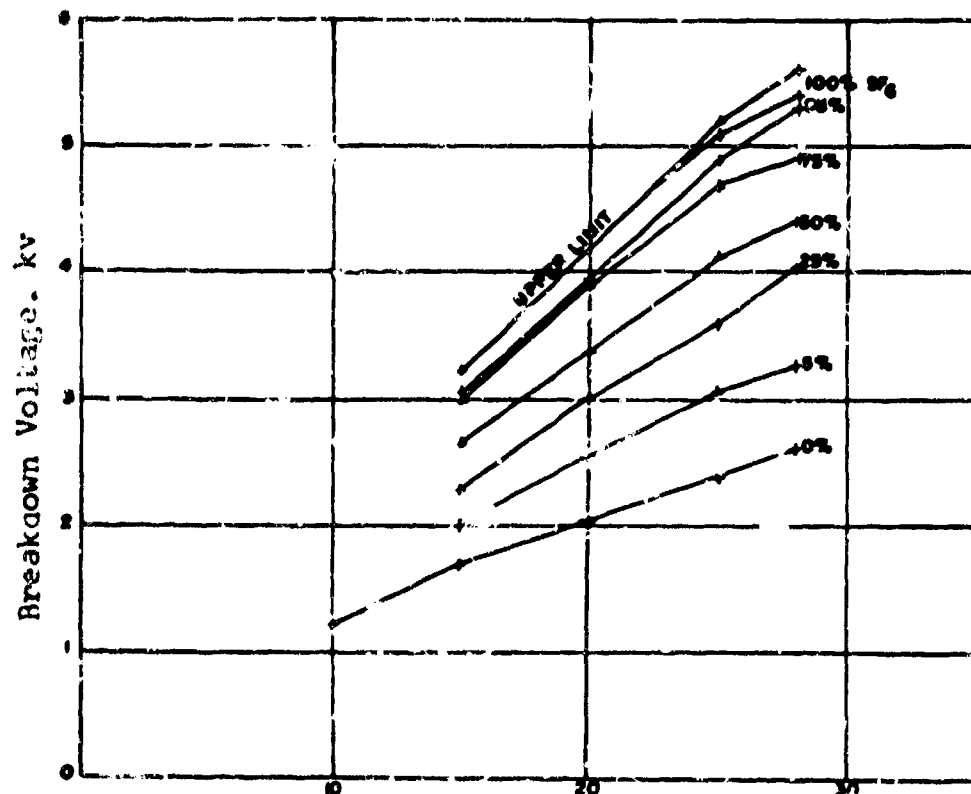
#### (9) Miscellaneous Geometries

Breakdown voltage as a function of pressure for  $SF_6$  (across a spark-plug.)



Pressure in Inches, Hg (abs.)

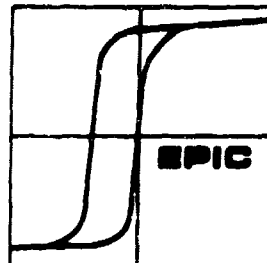
[Ref. 10489]



Pressure in Inches, Hg (abs.)

Breakdown voltage of mixtures of  $SF_6$  and air as a function of pressure abs. 60 cps a-c applied across a sparkplug.

[Ref. 10002]



PREPARED BY ELECTRONIC PROPERTIES INFORMATION CENTER • HUGHES AIRCRAFT COMPANY, CULVER CITY, CALIFORNIA

**SULFUR HEXAFLUORIDE**

**DIELECTRIC STRENGTH**

**(B) Dielectric Strength vs Pressure**

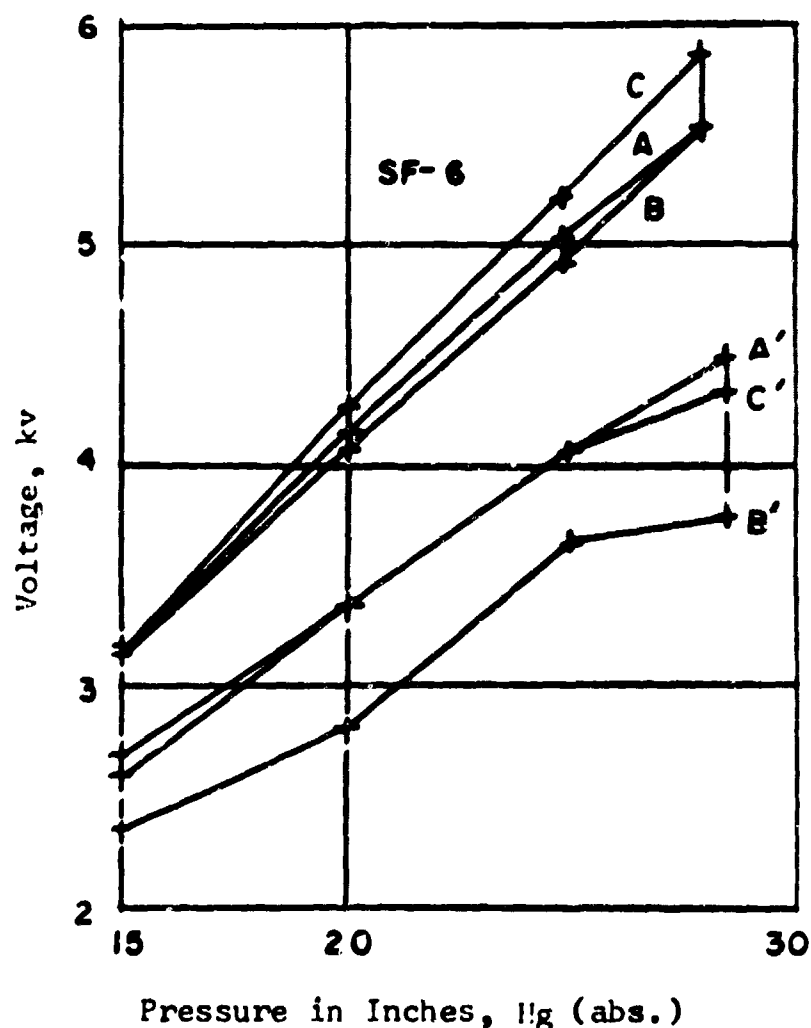
**(9) Miscellaneous Geometries**

A,B,C - occur in chronological order

- A - initial breakdown onset voltage
- B - voltage necessary to extinguish arc after 1 minute of continuous arcing in confined volume
- C - onset voltage for breakdown after 1 minute continuous arcing in confined volume, followed by extinguishing

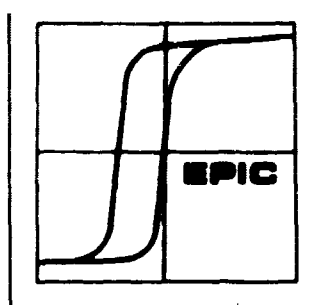
A,B,C - for dielectric gas as received from the manufacturer

A',B',C' - for 50% dielectric gas and 50% air mixture



Breakdown voltage, extinguish voltage as a function of pressure.

[Ref. 10002]



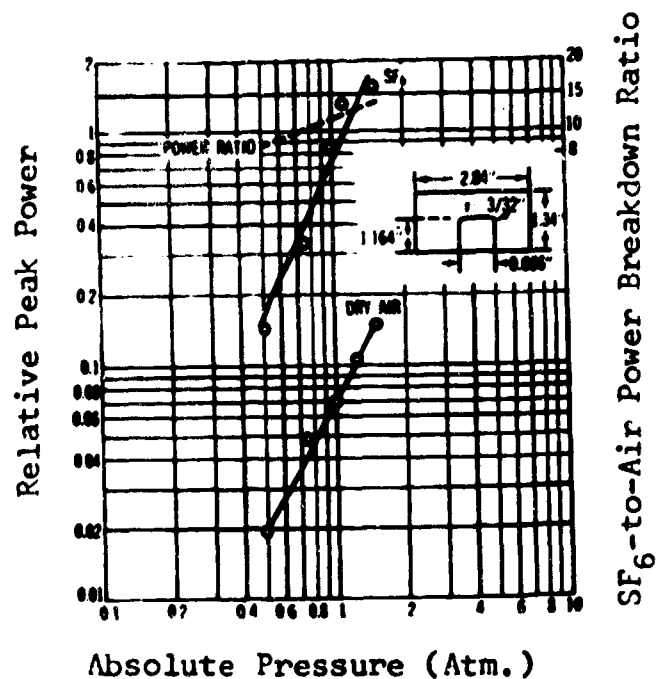
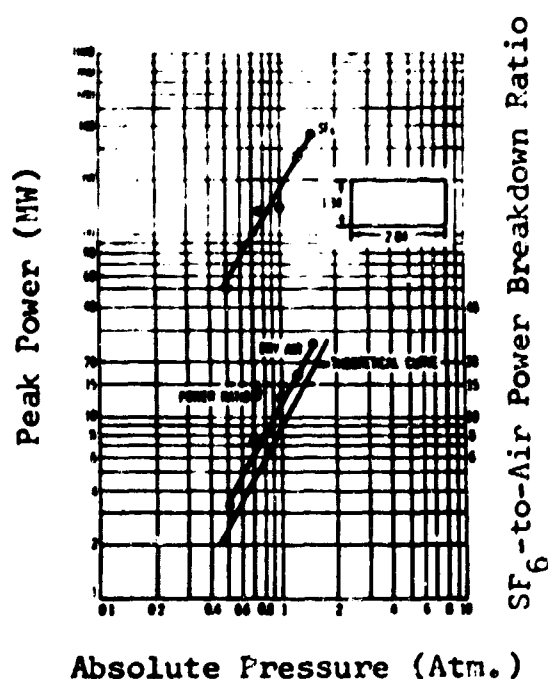
PREPARED BY ELECTRONIC PROPERTIES INFORMATION CENTER • HUGHES AIRCRAFT COMPANY, CULVER CITY, CALIFORNIA

## SULFUR HEXAFLUORIDE

### DIELECTRIC STRENGTH

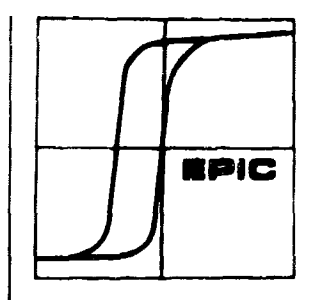
#### (B) Dielectric Strength vs Pressure

##### (9) Miscellaneous Geometries



RG-49U Waveguide (plane-to-plane configuration, left) - frequency, 2773 mc; cavity loaded Q, 159.5; PRF, 225 pps; pulse length, two microseconds. Single Ridge-to-plane S-Band Configuration (right) - frequency, 2812 mc; cavity loaded Q, 165; PRF, 225 pps; pulse length, two microseconds; cross-section drawing not to scale. Diffusion and ion pair recombination have decisive effect on breakdown phenomena. Both depend on electrode configuration and spacing. Pressure and ionic nature of gas under test also affect results.

[Ref. 6221]



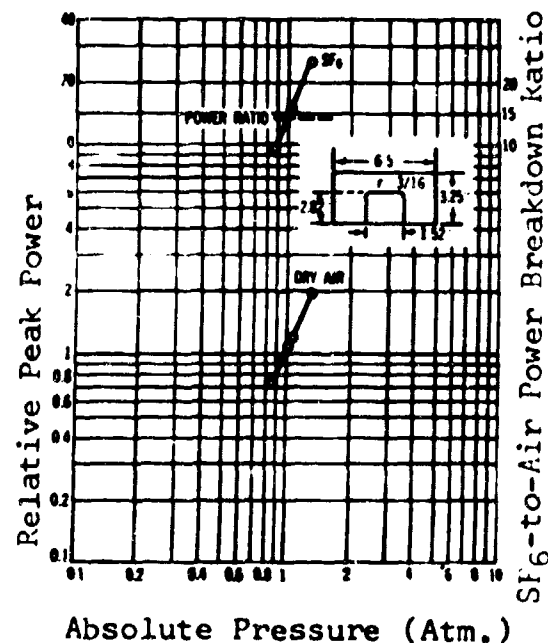
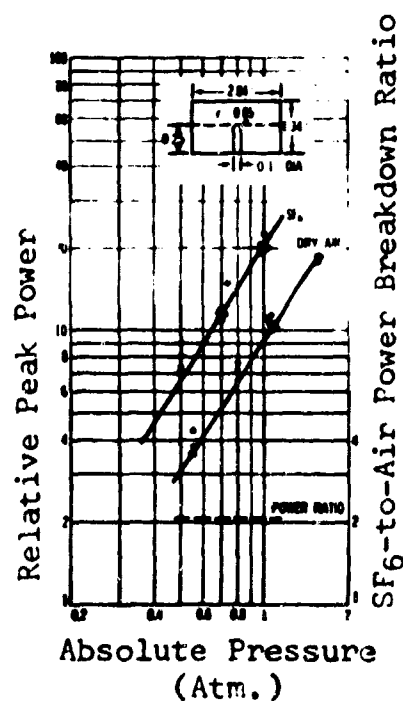
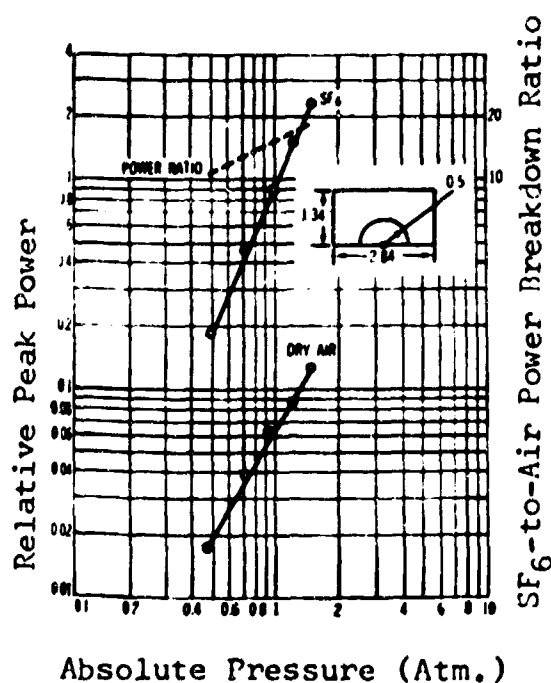
PREPARED BY ELECTRONIC PROPERTIES INFORMATION CENTER • HUGHES AIRCRAFT COMPANY, CULVER CITY, CALIFORNIA

## SULFUR HEXAFLUORIDE

### DIELECTRIC STRENGTH

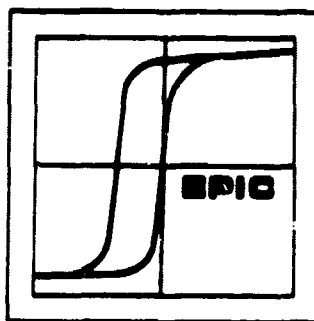
#### (B) Dielectric Strength vs Pressure

##### (9) Miscellaneous Geometries



Hemisphere-to-Plane S-Band Configuration (left) - Frequency, 2757 mc; cavity loaded Q, 131; PRF, 225 pps; pulse length, two microseconds; cross-section drawing not to scale. Center: Rounded-Point-to-Plane S-Band Configuration - frequency, 2752 mc; PRF, 225 pps; pulse length, two microseconds; cross-section drawing not to scale. Right: Single-Ridge-to-Plane L-Band Configuration - frequency, 1316.5 mc; cavity loaded Q, 222; PRF, 360 pps; pulse length, six microseconds; cross-section drawing not to scale.

[Ref. 6221]



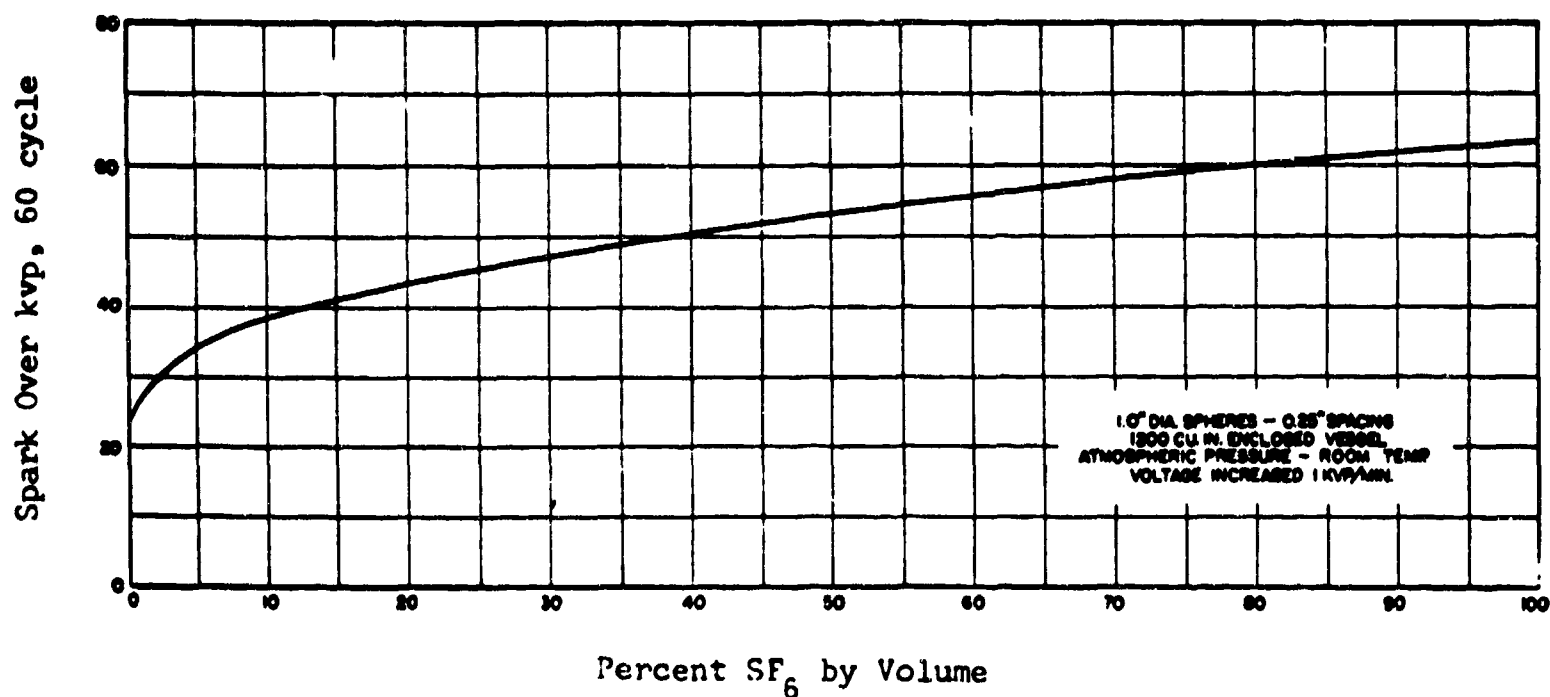
PREPARED BY ELECTRONIC PROPERTIES INFORMATION CENTER • HUGHES AIRCRAFT COMPANY, CULVER CITY, CALIFORNIA

# SULFUR HEXAFLUORIDE

## DIELECTRIC STRENGTH

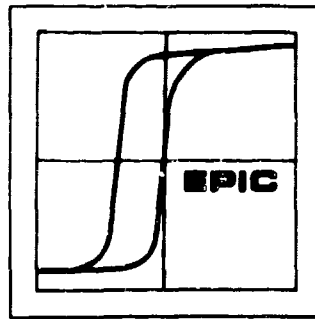
### (B) Dielectric Strength vs Pressure

#### (10) Gas Mixtures



Effect of air on dielectric strength of SF<sub>6</sub>.





## SULFUR HEXAFLUORIDE

### DIELECTRIC STRENGTH

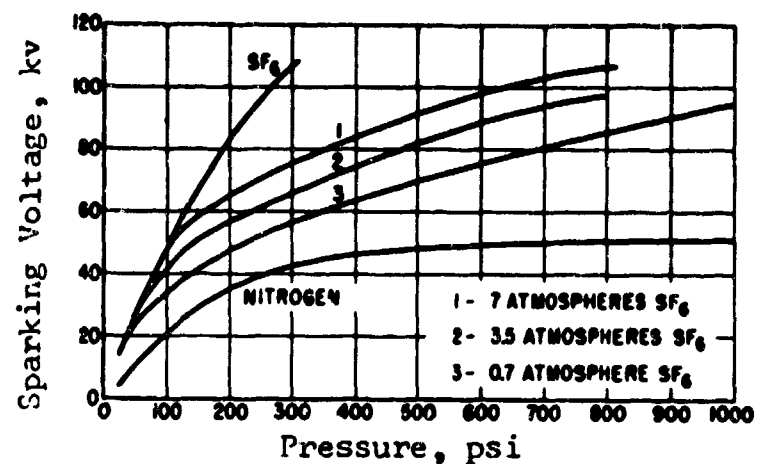
#### (B) Dielectric Strength vs Pressure

##### (10) Gas Mixtures

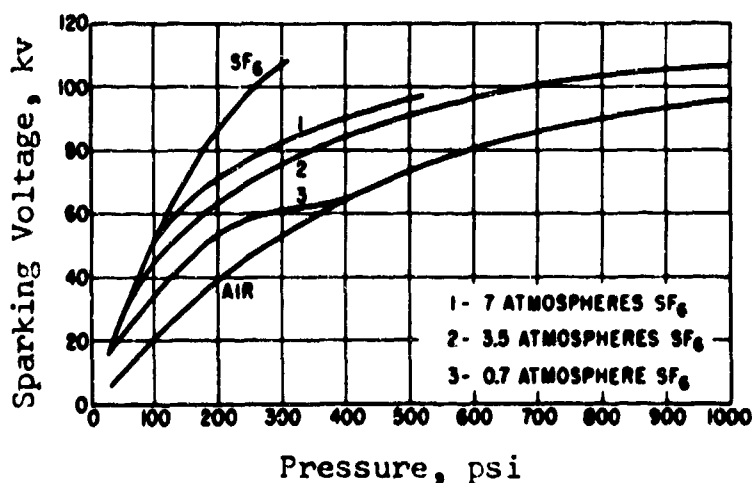
The dielectric strength of sulfur hexafluoride mixtures with nitrogen, tested in a uniform field.

Electrodes - bright mild steel  
Test Gap - 1 mm

The mixtures were obtained by adding nitrogen to an initial pressure of sulfur hexafluoride as indicated.



[Ref. 16775]

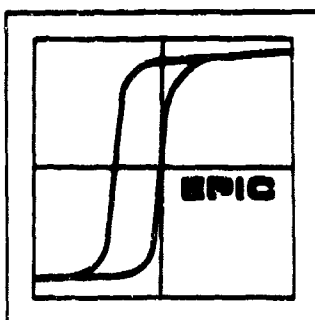


The dielectric strength of sulfur hexafluoride mixtures with air.

Electrodes - bright mild steel  
Test Gap - 1 mm  
Field Configuration - uniform

The mixtures were obtained by adding air to an initial pressure of sulfur hexafluoride.

[Ref. 16775]



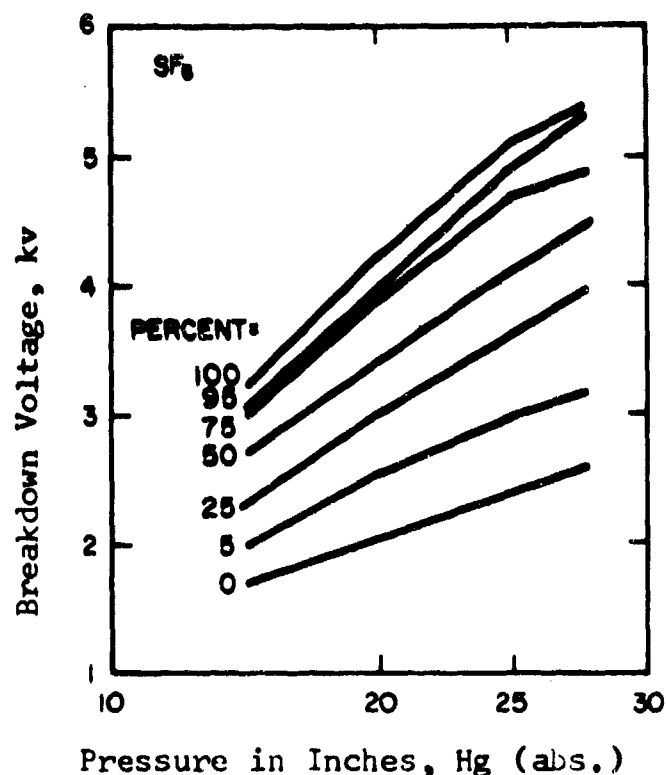
# SULFUR HEXAFLUORIDE

## DIELECTRIC STRENGTH

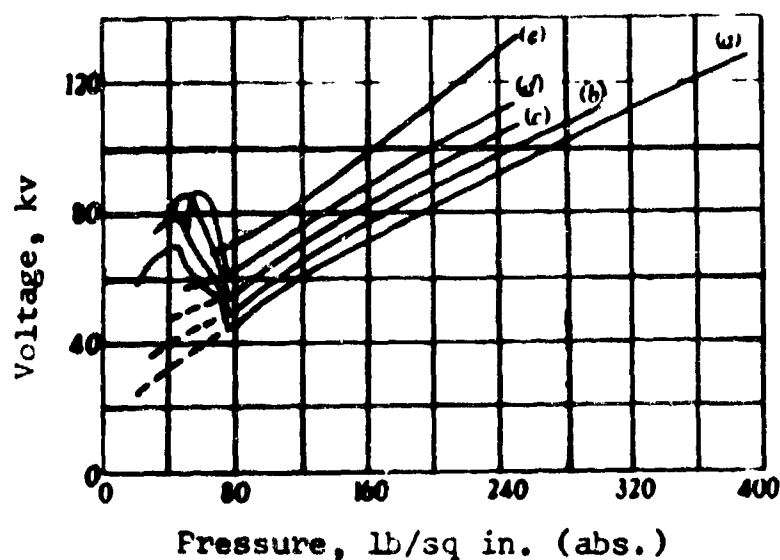
### (B) Dielectric Strength vs Pressure

#### (10) Gas Mixtures

Breakdown voltage as a function of pressure for different percentages of sulfur hexafluoride mixed in air (across a sparkplug.)



[Ref. 10489]

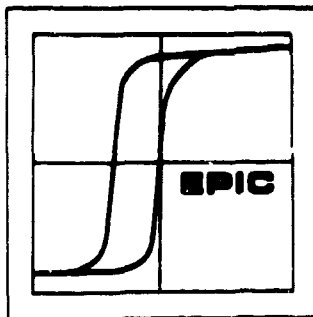


Corona onset and spark breakdown characteristics for mixtures of sulfur hexafluoride and nitrogen.

----- Corona onset voltage  
———— Spark breakdown voltage

- (a) 20 psi abs.,  $\text{SF}_6 + \text{N}_2$
- (b) 30 psi abs.,  $\text{SF}_6 + \text{N}_2$
- (c) 40 psi abs.,  $\text{SF}_6 + \text{N}_2$
- (d) 50 psi abs.,  $\text{SF}_6 + \text{N}_2$
- (e) 65 psi abs.,  $\text{SF}_6 + \text{N}_2$

[Ref. 1853]



PREPARED BY ELECTRONIC PROPERTIES INFORMATION CENTER • HUGHES AIRCRAFT COMPANY, CULVER CITY, CALIFORNIA

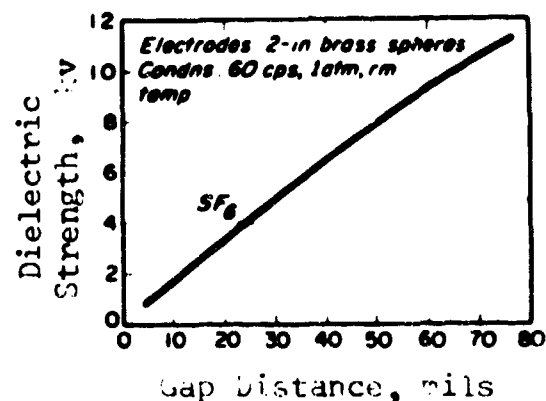
## SULFUR HEXAFLUORIDE

### DIELECTRIC STRENGTH

#### (C) Dielectric Strength vs Gap Spacing

##### (1) Sphere-to-Sphere Geometry

Dielectric strength as a function of gap distance in a uniform field.

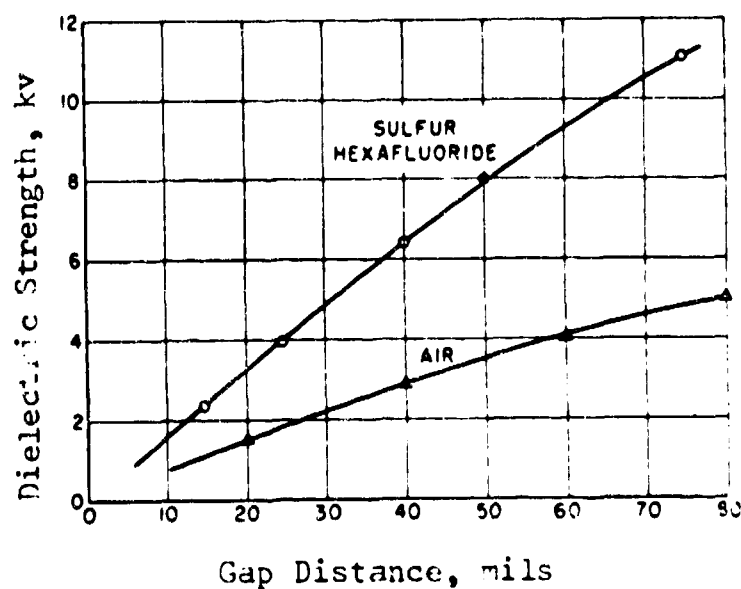


Sulfur Hexafluoride  
Breakdown Voltage

[Ref. 6140]

Gap	Radio Frequency	Power Frequency
	kv peak	kv peak
0.3	26.4	27.2
0.4	34.3	36.1
0.5	44.3	45.0

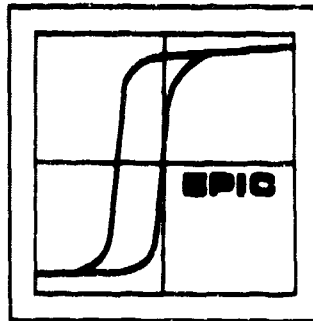
[Ref. 1181]



The dielectric strength of sulfur hexafluoride in a uniform field as affected by gap distance.

Electrodes - 2 inch brass spheres  
Gas Pressure - atmospheric  
Gas Temperature - room  
Test Voltage - 60 cycles

[Ref. 16775]



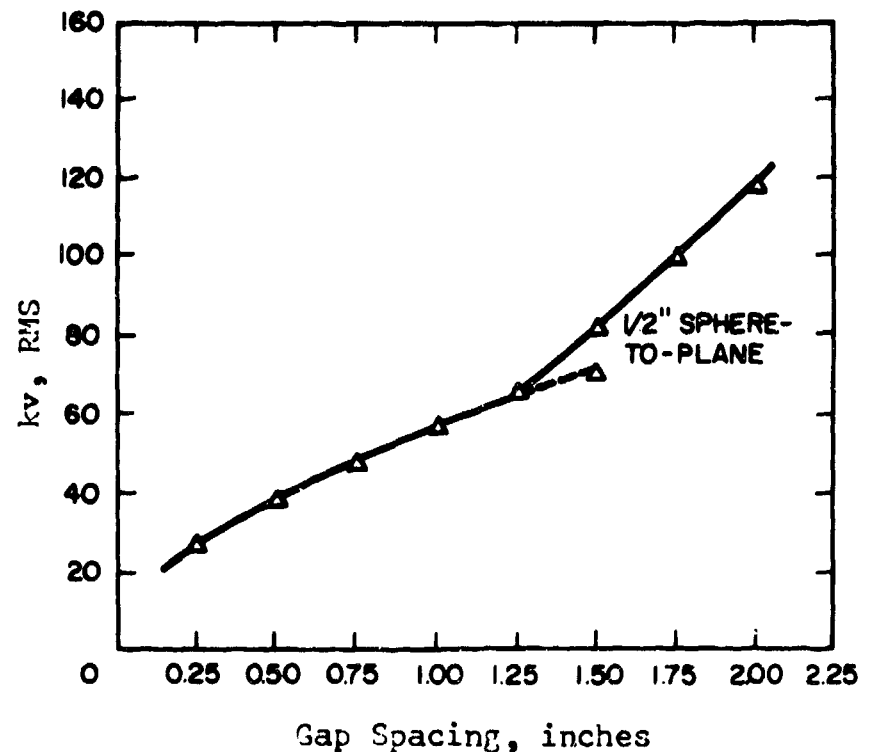
# SULFUR HEXAFLUORIDE

## DIELECTRIC STRENGTH

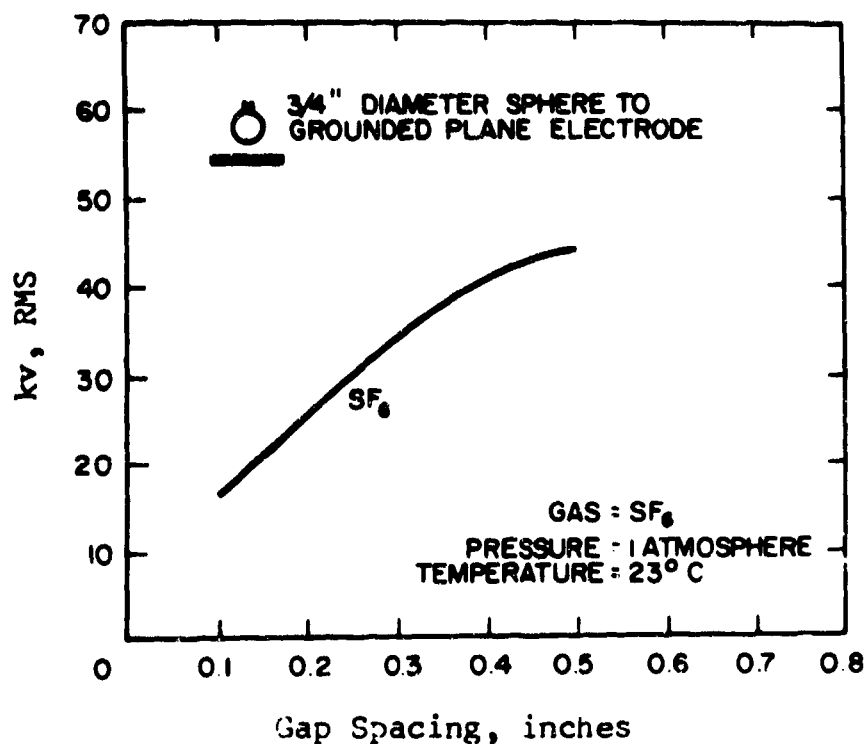
### (C) Dielectric Strength vs Gap Spacing

#### (2) Sphere-to-Plane Geometry

60 cycle breakdown voltages of  $\text{SF}_6$  as a function of configuration and spacing of the electrodes (at  $25^\circ\text{C}$  and atmospheric pressure.)

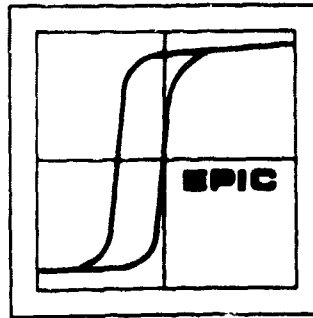


[Ref. 11279]



Rapidly applied 60 cycle voltage breakdown strength as a function of gap distance.

[Ref. 1625]



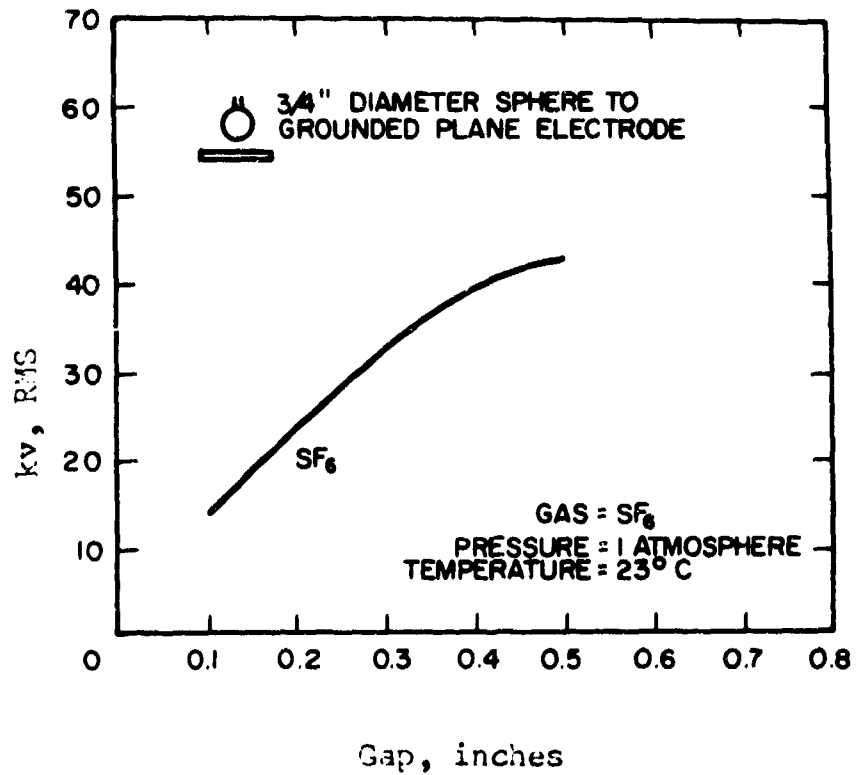
**SULFUR HEXAFLUORIDE**

**DIELECTRIC STRENGTH**

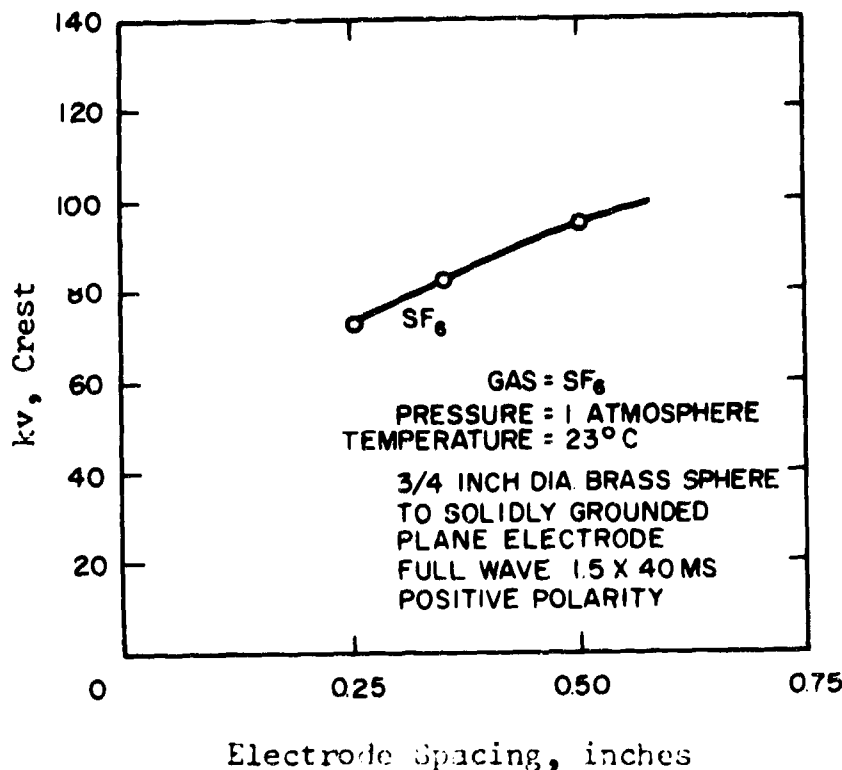
**(C) Dielectric Strength vs Gap Spacing**

**(2) Sphere-to-Plane Geometry**

One-minute withstand 60 cycle voltage strength as a function of gap distance.


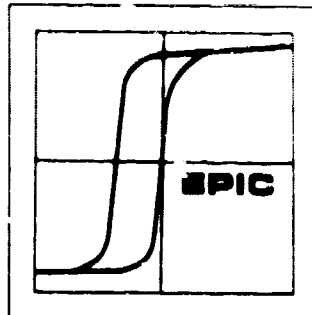


[Ref. 1625]



Impulse voltage withstand strength as a function of gap spacing.

[Ref. 1625]



PREPARED BY ELECTRONIC PROPERTIES INFORMATION CENTER • HUGHES AIRCRAFT COMPANY, CULVER CITY, CALIFORNIA

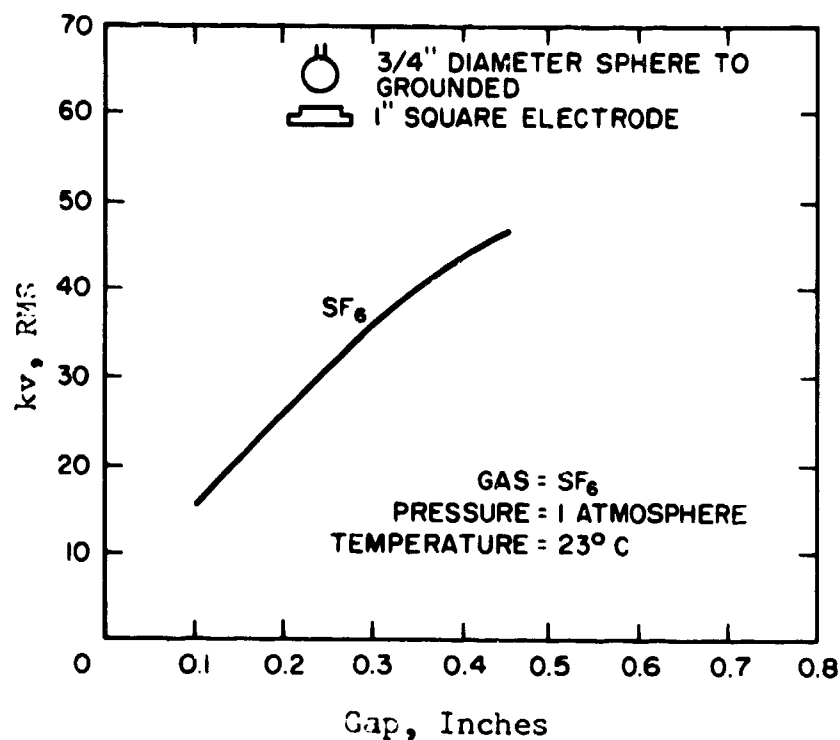
## SULFUR HEXAFLUORIDE

### DIELECTRIC STRENGTH

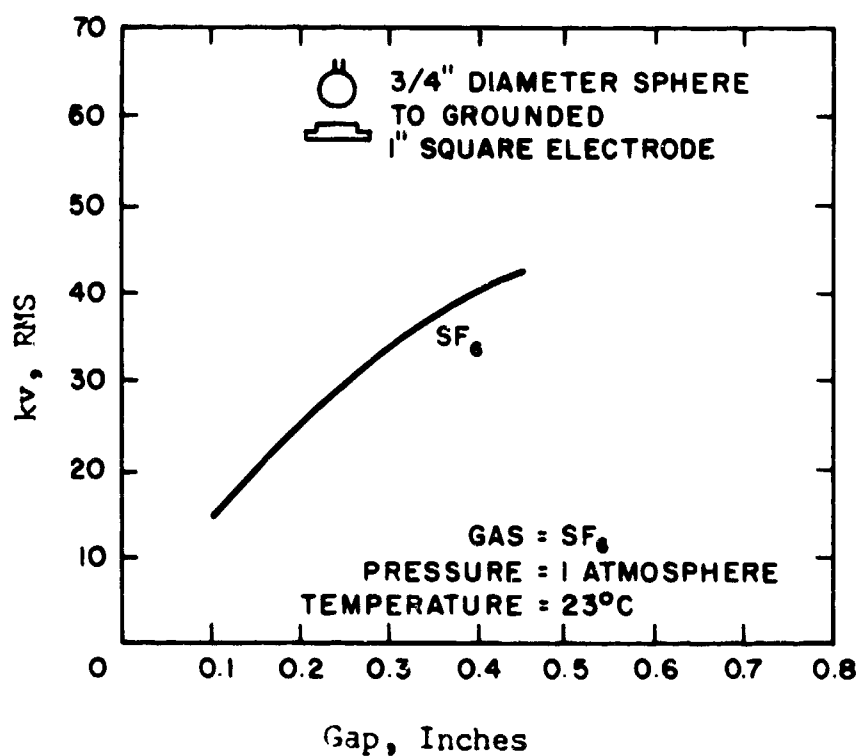
#### (C) Dielectric Strength vs Gap Spacing

##### (3) Sphere-to-Rod Geometry

Rapidly applied 60 cycle voltage  
breakdown strength as a function  
of gap spacing for  $\text{SF}_6$ .

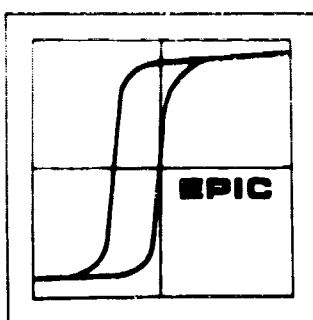


[Ref. 1625]



One-minute withstand 60 cycle  
voltage strength as a function  
of gap distance.

[Ref. 1625]



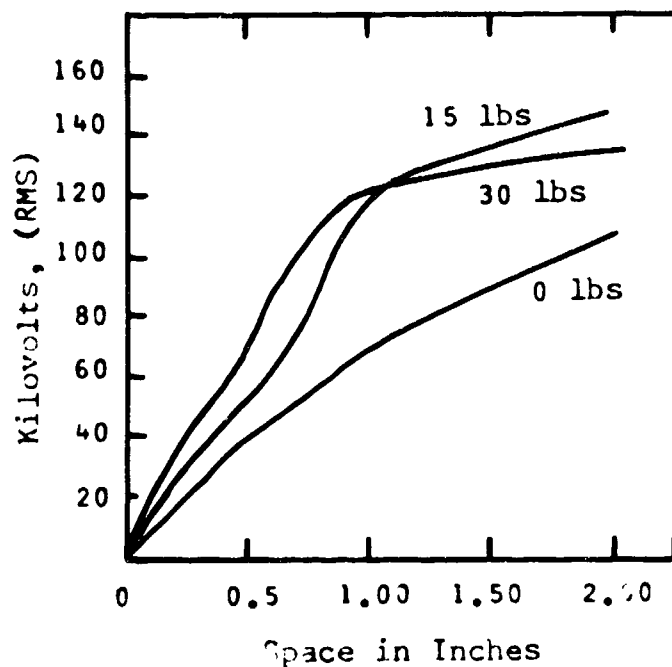
PREPARED BY ELECTRONIC PROPERTIES INFORMATION CENTER • HUGHES AIRCRAFT COMPANY, CULVER CITY, CALIFORNIA

## SULFUR HEXAFLUORIDE

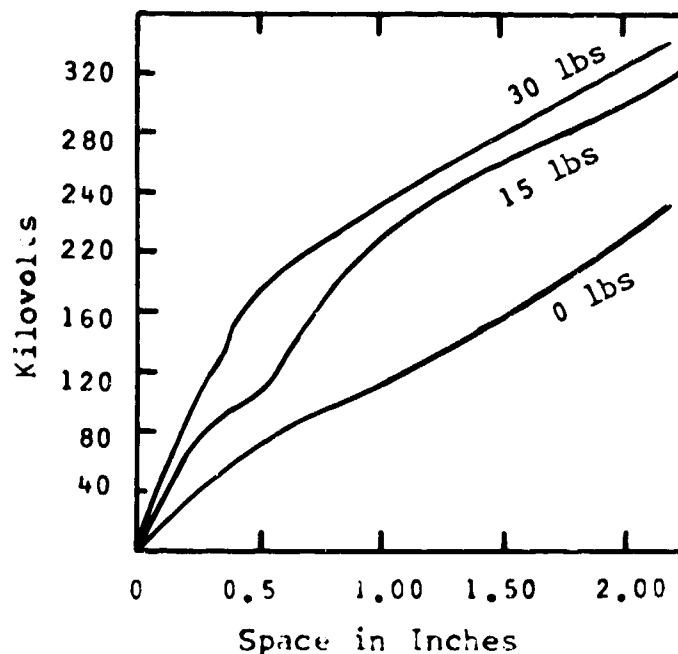
### DIELECTRIC STRENGTH

#### (C) Dielectric Strength vs Gap Spacing

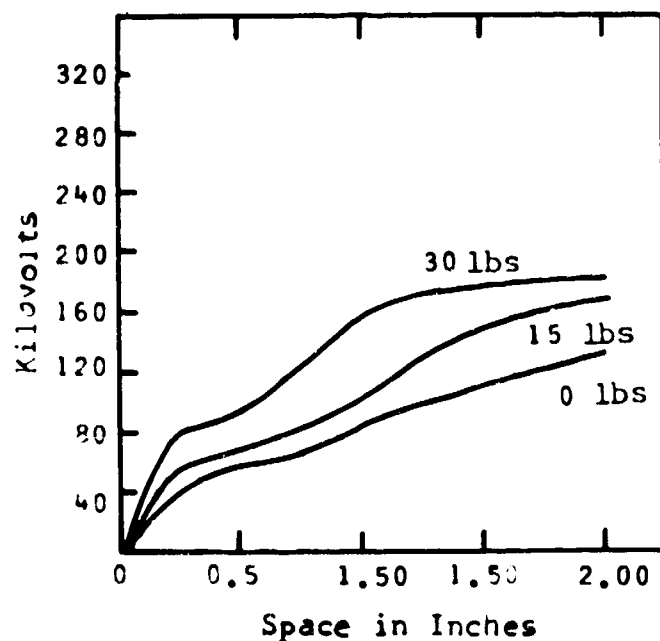
##### (3) Sphere-to-Rod Geometry



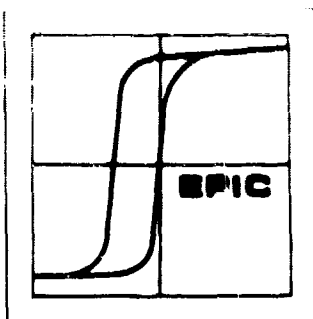
60 cycle dielectric strength of  $\text{SF}_6$  gas. Tests made between tungsten rod and 1" diameter sphere (grounded).



Negative - impulse dielectric strength of  $\text{SF}_6$ . Tests made between tungsten rod and 1" diameter sphere (grounded).



Positive - impulse dielectric strength of  $\text{SF}_6$ . Tests made between tungsten rod and 1" diameter sphere (grounded).

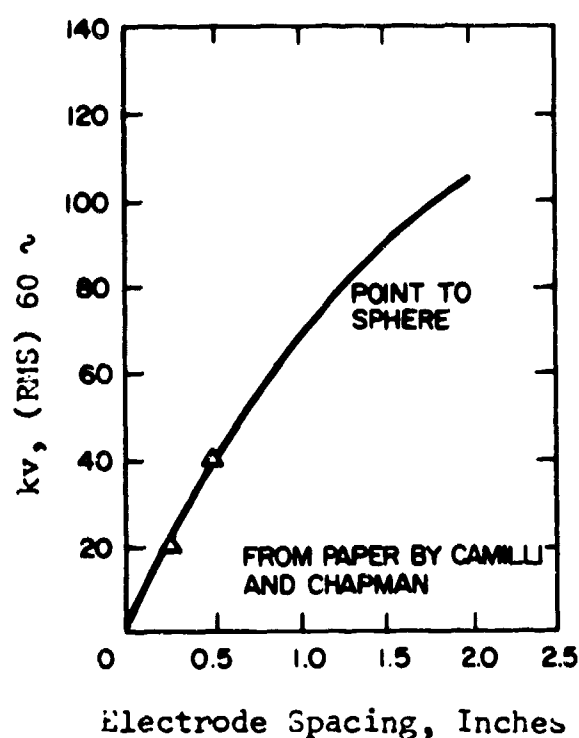


**SULFUR HEXAFLUORIDE**

**DIELECTRIC STRENGTH**


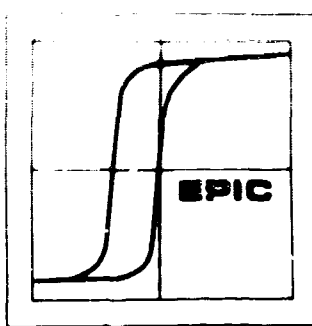
(C) Dielectric Strength vs Gap Spacing

(4) Sphere-to-Point Geometry



Dielectric strength of sulfur hexafluoride as a function of electrode spacing for point to sphere configuration at atmospheric pressure and 25°C.





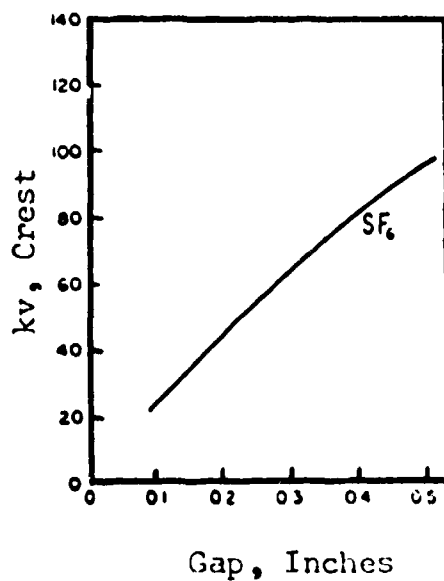
PREPARED BY ELECTRONIC PROPERTIES INFORMATION CENTER • HUGHES AIRCRAFT COMPANY, CULVER CITY, CALIFORNIA

## SULFUR HEXAFLUORIDE

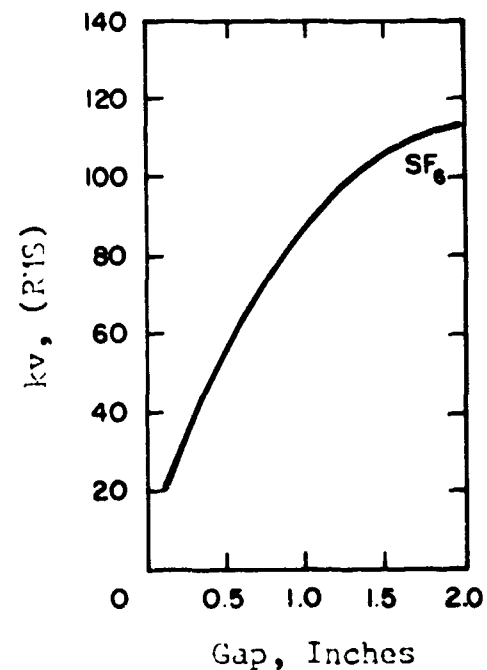
### DIELECTRIC STRENGTH

#### (C) Dielectric Strength vs Gap Spacing

##### (5) Plane-to-Plane Geometry



Breakdown voltage, uniform field, 3" disks. Positive impulse 1.5 x 40 microsec.

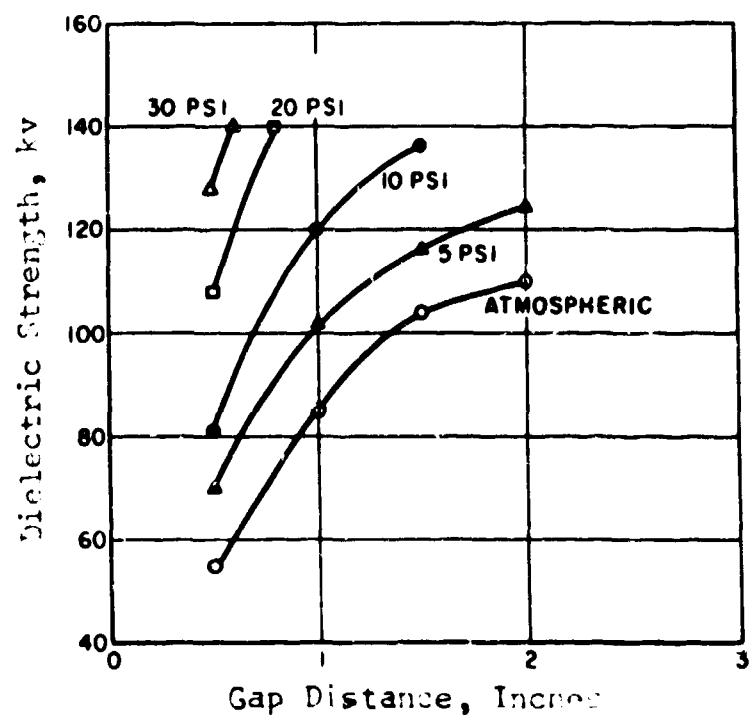


Breakdown voltage, uniform field, 3" disks.

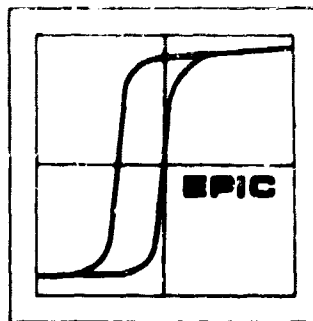
[Ref. 1860]

The dielectric strength-gap distance relation in sulfur hexafluoride gas as affected by the pressure applied.

Electrodes - 3" diameter, rounded edge planes  
Temperature - room  
Gas Pressure - as shown on each curve.



[Ref. 16775]



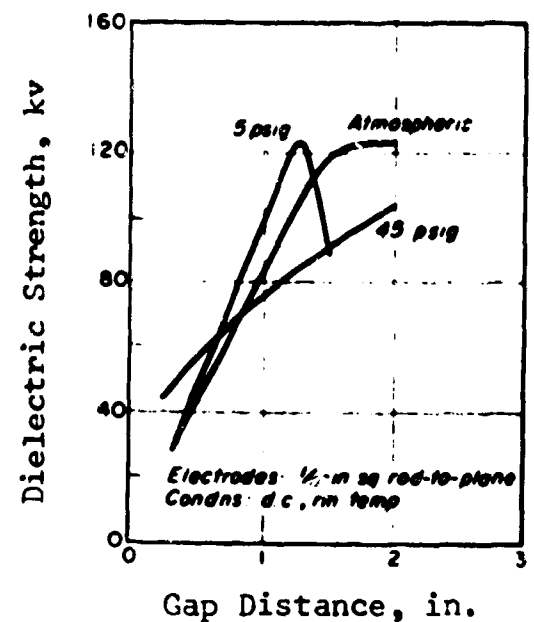
# SULFUR HEXAFLUORIDE

## DIELECTRIC STRENGTH

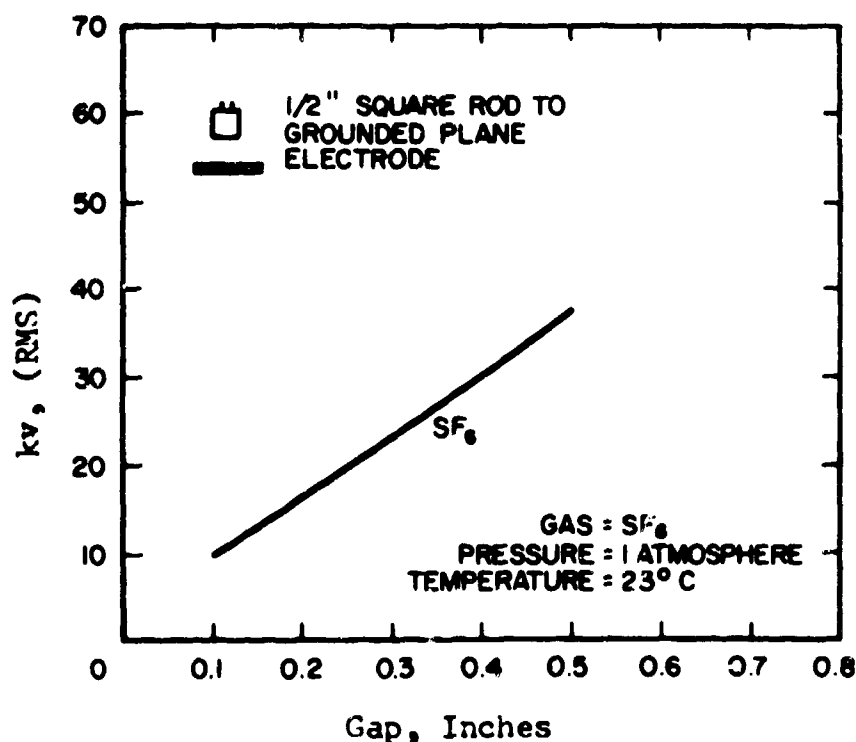
### (C) Dielectric Strength vs Gap Spacing

#### (6) Plane-to-Rod Geometry

Gap distance-strength relationship in a non-uniform electrical field as affected by pressure. Note that dielectric strength of the gas under 5 psig pressure actually decreases as gap distance increases beyond 1 1/4 inches.

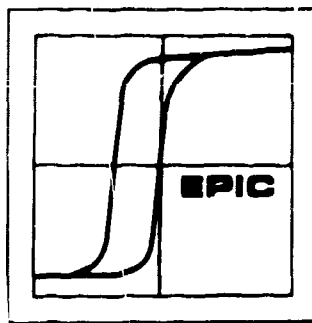


[Ref. 6140]  
and  
[Ref. 16775]



Rapidly applied 60 cycle voltage breakdown strength as a function of gap distance.

[Ref. 1025]



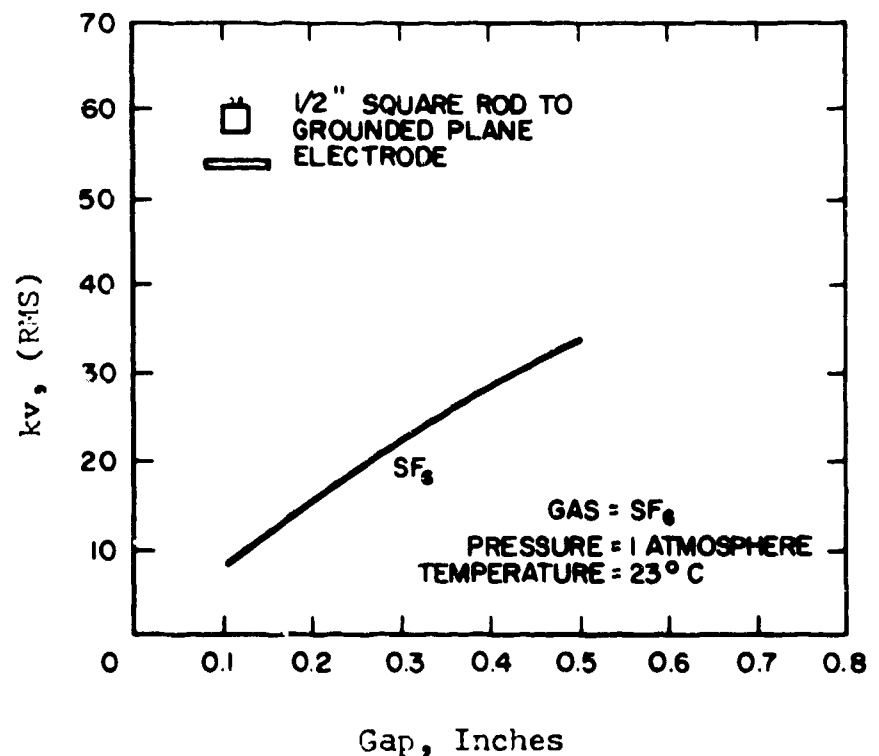
## SULFUR HEXAFLUORIDE

### DIELECTRIC STRENGTH

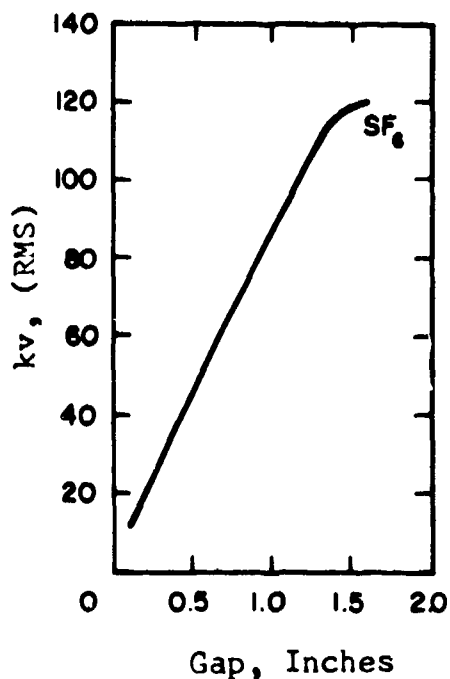
#### (C) Dielectric Strength vs Gap Spacing

##### (6) Plane-to-Rod Geometry

One-minute withstand 60 cycle voltage strength as a function of gap distance.

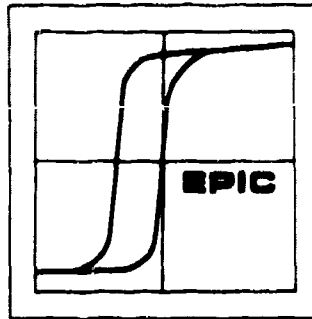


[Ref. 1625]



Breakdown voltage, nonuniform field,  
1/4" rod.

[Ref. 1860]



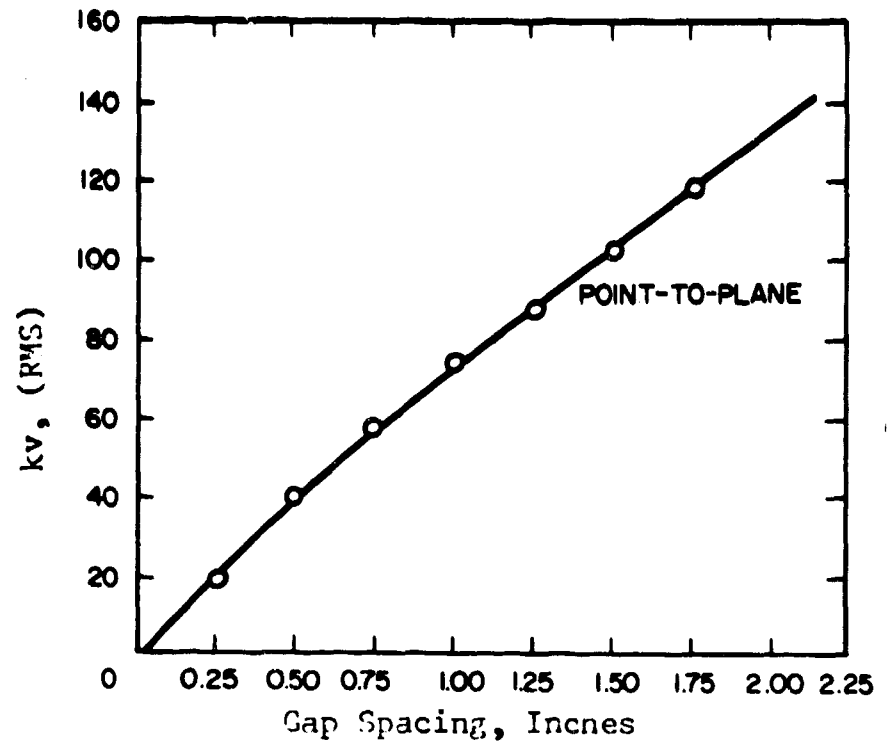
**SULFUR HEXAFLUORIDE**

**DIELECTRIC STRENGTH**

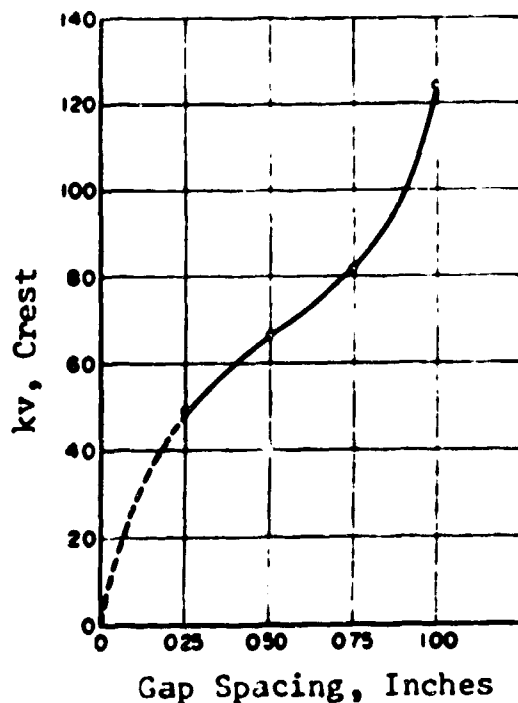
**(C) Dielectric Strength vs Gap Spacing**

**(7) Plane-to-Point Geometry**

60 cycle breakdown voltages of  $SF_6$  for point-to-plane configuration as a function of gap spacing.

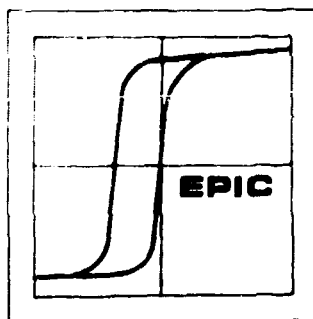


[Ref. 11279]



a.c. sparkover voltage of  $SF_6$  as a function of electrode spacing between a 1/16 inch hemisphere point and a 6 inch diameter plane at 3 atmospheres pressure.

[Ref. 11302]



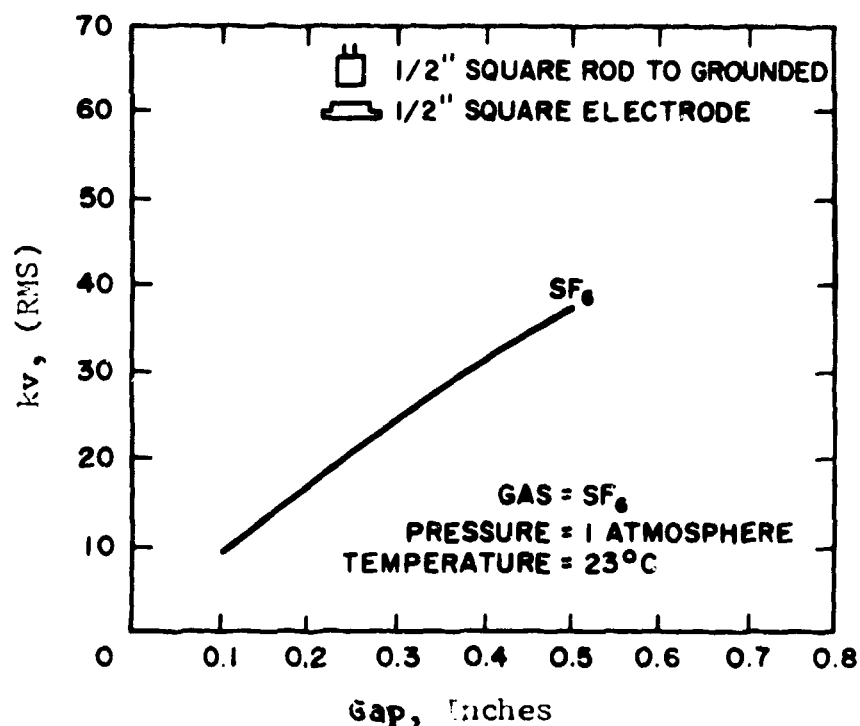
# SULFUR HEXAFLUORIDE

## DIELECTRIC STRENGTH

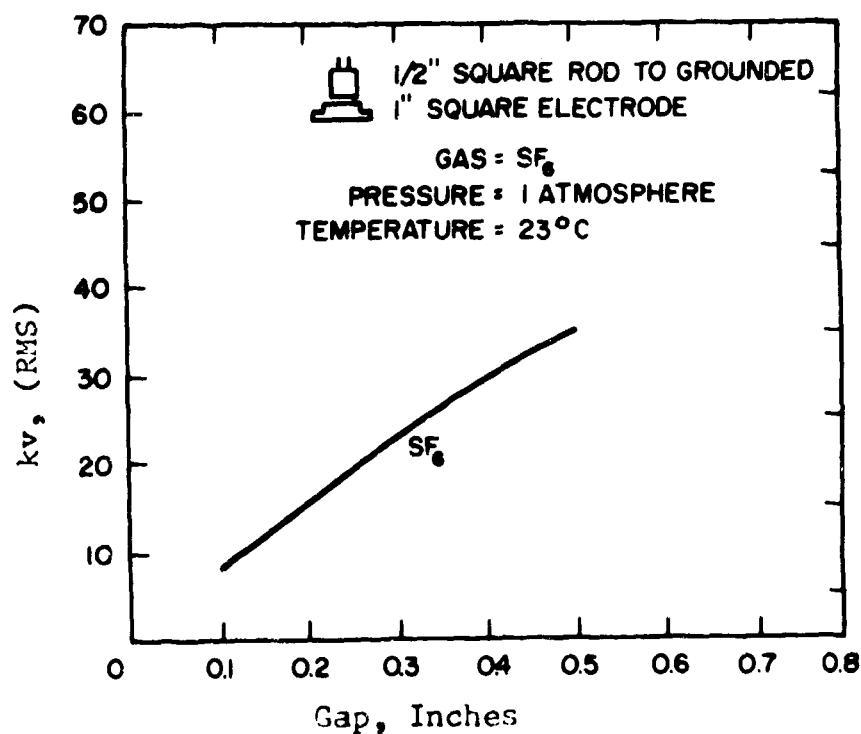
### (C) Dielectric Strength vs Gap Spacing

#### (8) Rod-to-Rod Geometry

Rapidly applied 60 cycle voltage  
breakdown strength as a function  
of gap spacing.

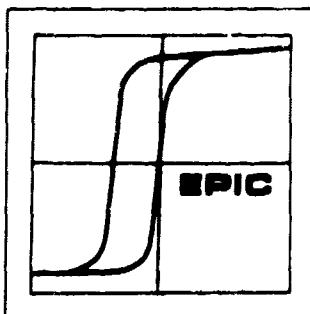


[Ref. 1625]



One minute withstand 60 cycle  
strength as a function of gap  
spacing.

[Ref. 1625]

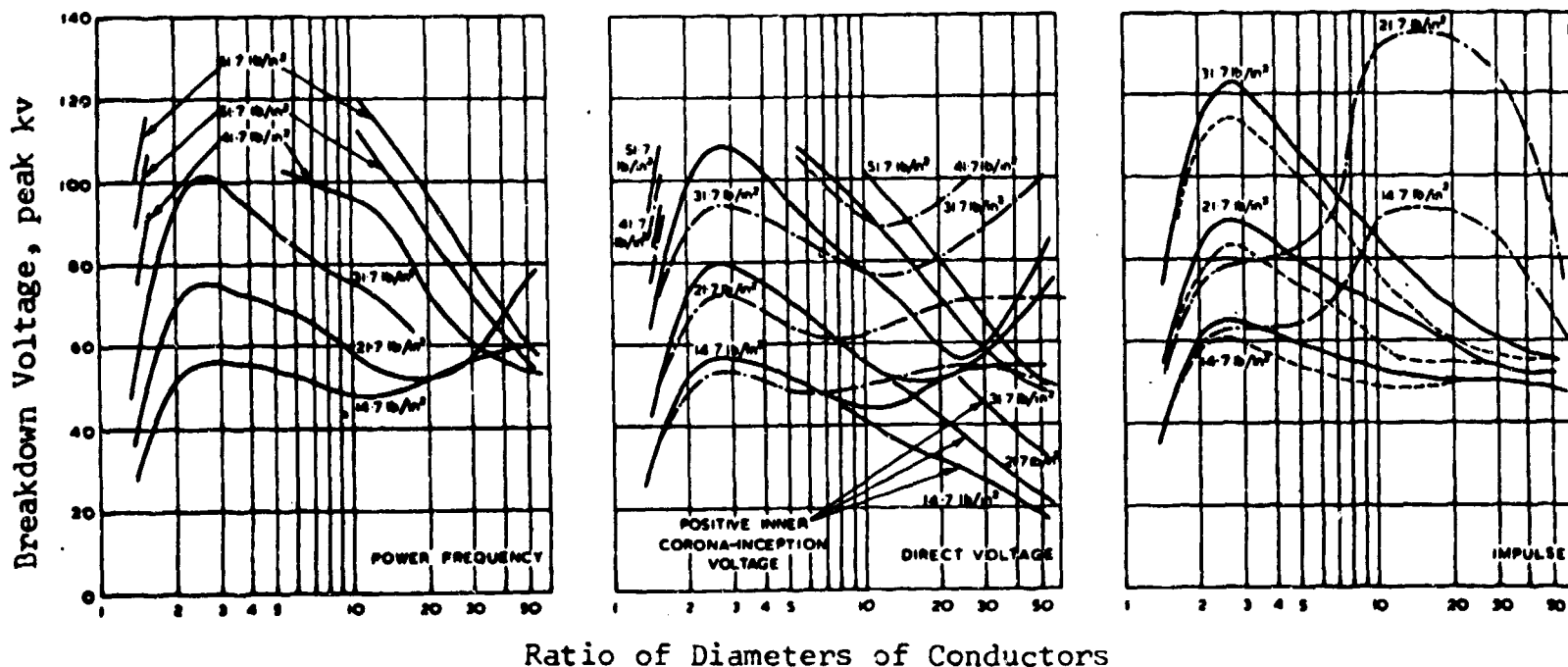


# SULFUR HEXAFLUORIDE

## DIELECTRIC STRENGTH

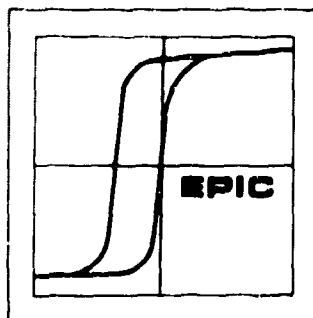
### (C) Dielectric Strength vs Gap Spacing

#### (9) Coaxial Cylinder Geometry



Breakdown voltage for sulfur hexafluoride between coaxial cylinders.

- Power frequency, positive d.c. and impulse
- Negative d.c. and impulse
- Positive impulse with radium



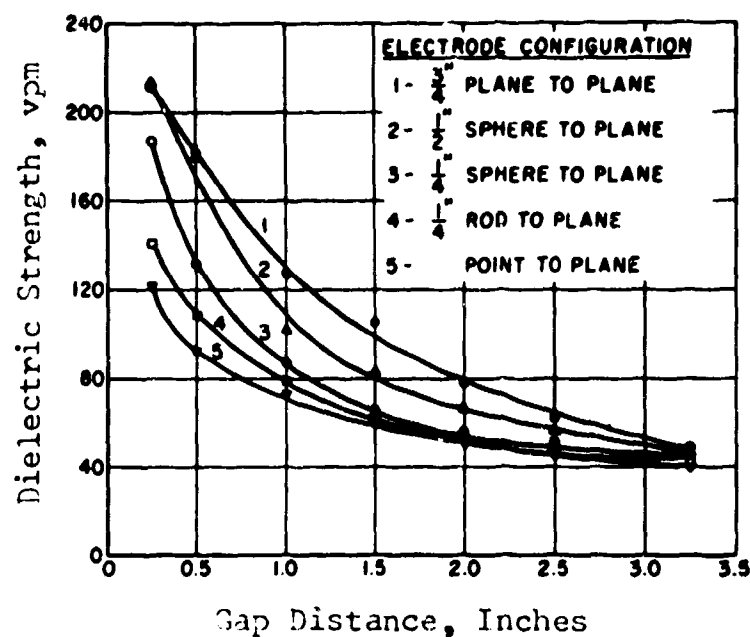
# SULFUR HEXAFLUORIDE

## DIELECTRIC STRENGTH

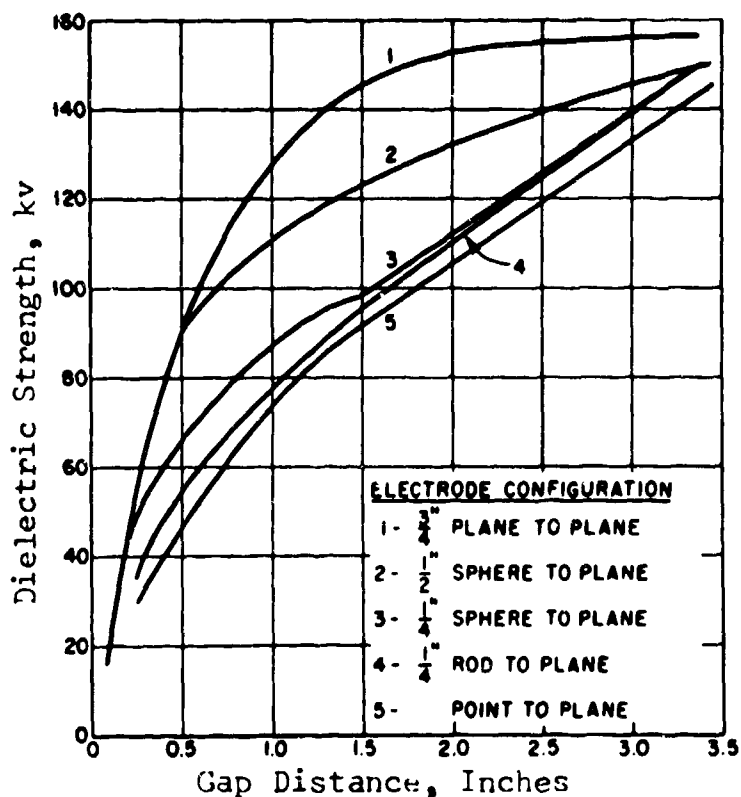
### (C) Dielectric Strength vs Gap Spacing

#### (10) Various Configurations

The effect of electrode configuration on the dielectric strength of sulfur hexafluoride as a function of gap distance at atmospheric pressure when tested under impulse conditions.



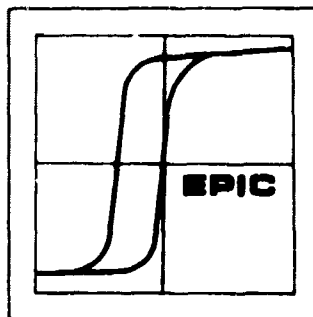
[Ref. 16775]



The dielectric strength-gap distance relation for sulfur hexafluoride gas as a function of the electrode configuration measured at atmospheric pressure.

Test temperature - 25°C  
Voltage Wave Form - 1 1/2 x 40  
microseconds  
Polarity - positive

[Ref. 16775]



## SULFUR HEXAFLUORIDE

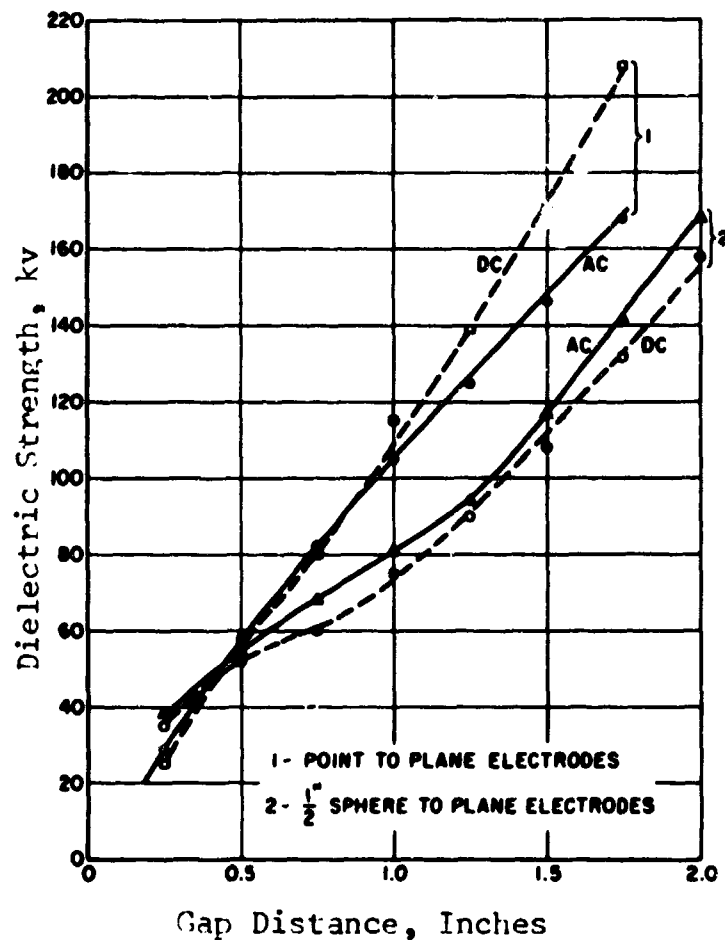
### DIELECTRIC STRENGTH

#### (C) Dielectric Strength vs Gap Spacing

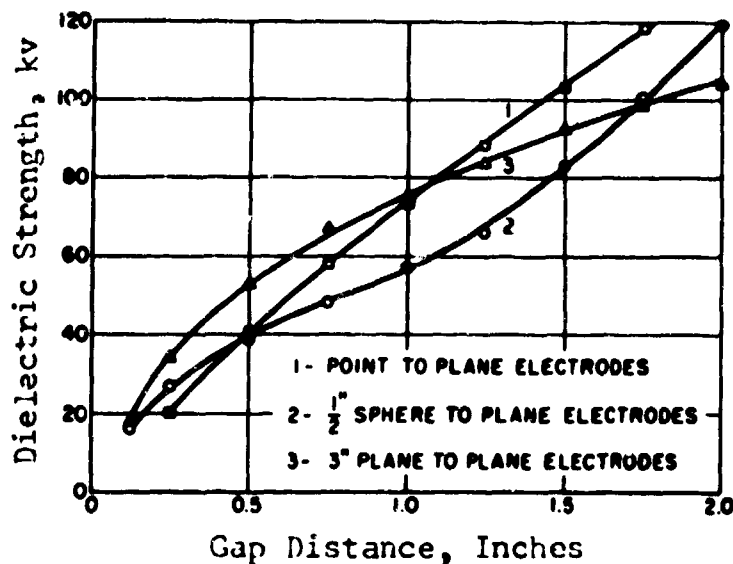
##### (10) Various Configurations

The comparative dielectric strength of sulfur hexafluoride gas tested under dc and ac voltage at room temperature and pressure.

ac voltage - 60 cycles  
dc polarity - positive



[Ref. 16775]

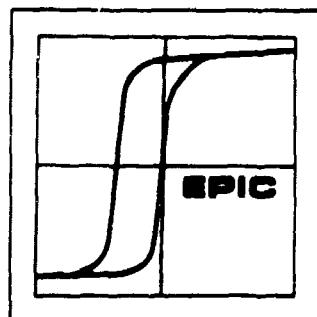


The effect of electrode configuration on the dielectric strength of sulfur hexafluoride gas at atmospheric pressure.

Test temperature - room  
Test voltage - 60 cycles

[Ref. 16775]



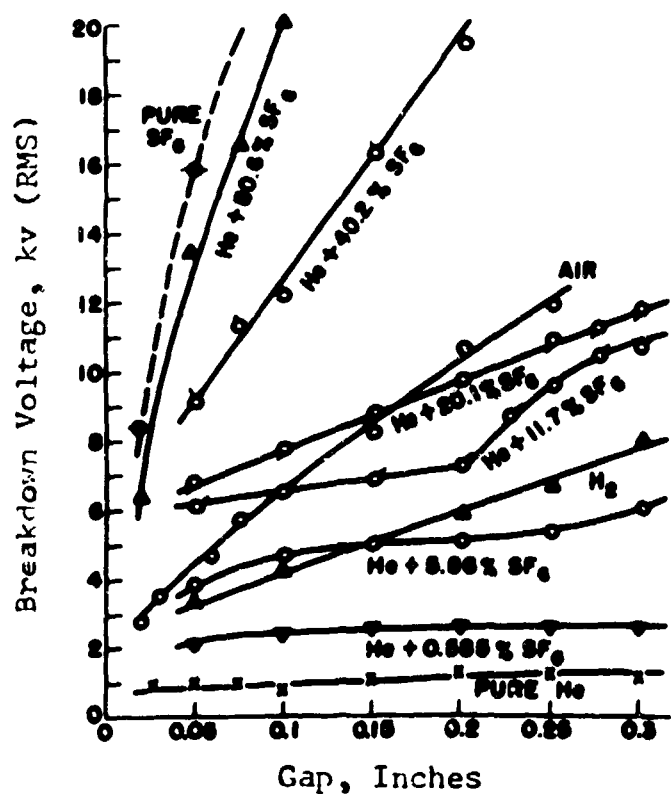


**SULFUR HEXAFLUORIDE**

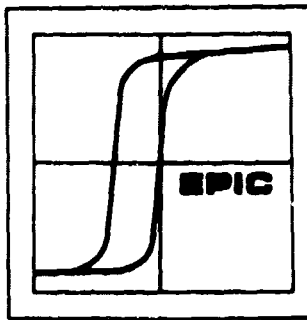
**DIELECTRIC STRENGTH**

**(C) Dielectric Strength vs Gap Spacing**

**(11) Gas Mixtures**



Spark breakdown voltages for air, He, H<sub>2</sub>, SF<sub>6</sub> and mixtures of He + SF<sub>6</sub> for 1 inch diameter hemispheres. (74.6 centimeters Hg, 29.5 degrees centigrade, 60 cycle voltage.)

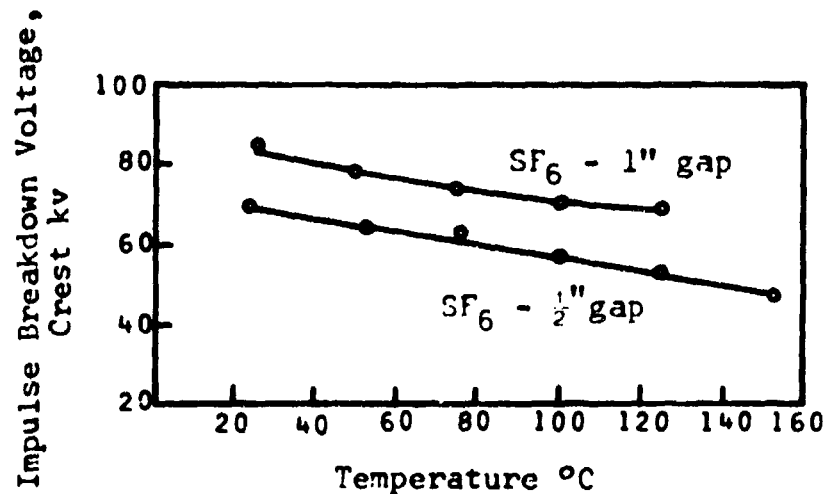


PREPARED BY ELECTRONIC PROPERTIES INFORMATION CENTER • HUGHES AIRCRAFT COMPANY CULVER CITY CALIFORNIA

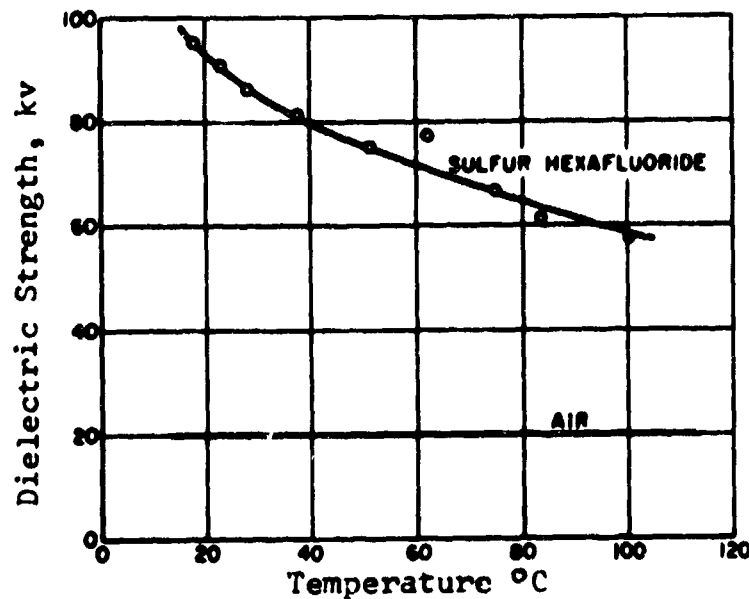
**SULFUR HEXAFLUORIDE**

**DIELECTRIC STRENGTH**

**(D) Dielectric Strength vs Temperature**



Impulse breakdown voltages of sulfur hexafluoride at atmospheric pressure as a function of temperature.



[Ref. 11279]

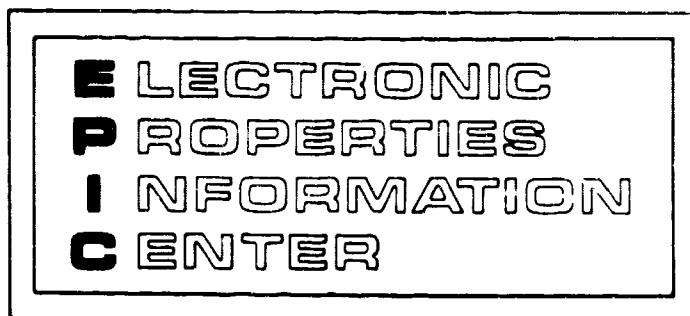
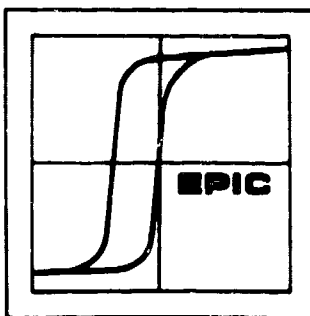
The dielectric strength-temperature relation for sulfur hexafluoride tested at atmospheric pressure.

Electrodes - 1/2 inch sphere-to-plane

Gap Distance - 1/2 inch

Voltage - 1 1/2 x 40 microsecond wave form

[Ref. 16775]



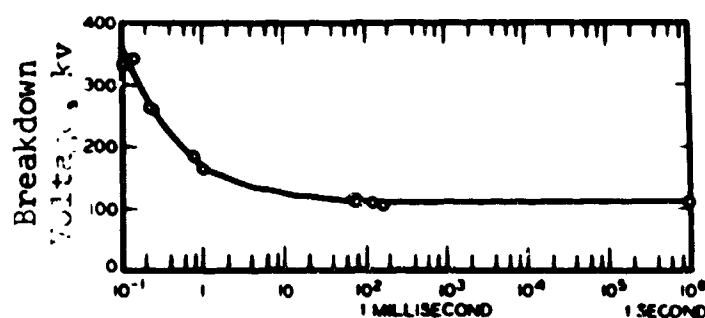
PREPARED BY ELECTRONIC PROPERTIES INFORMATION CENTER • HUGHES AIRCRAFT COMPANY, CULVER CITY, CALIFORNIA

## SULFUR HEXAFLUORIDE

### DIELECTRIC STRENGTH

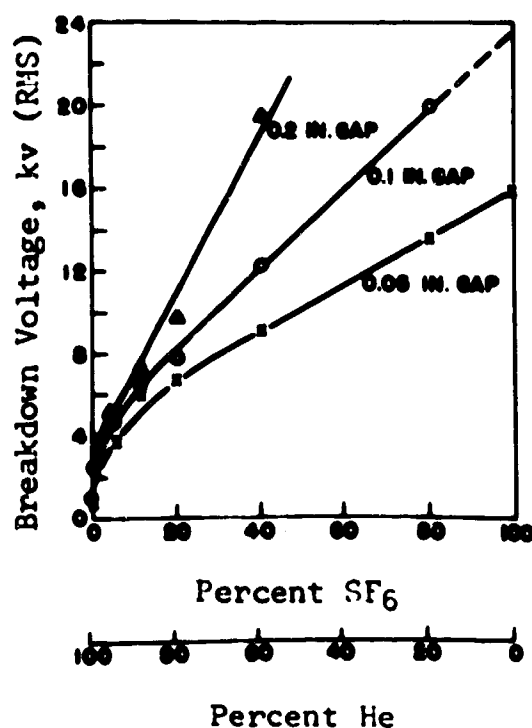
#### (E) Miscellaneous Breakdown Parameters

Breakdown voltage as a function of time to breakdown for  $\text{SF}_6$  for 2 inch gap between 2 inch diameter sharp-edged electrode and 6 inch diameter plane in 12 inch steel tank at 78.5 cm mercury absolute and  $25^\circ\text{C}$  for positive polarity.



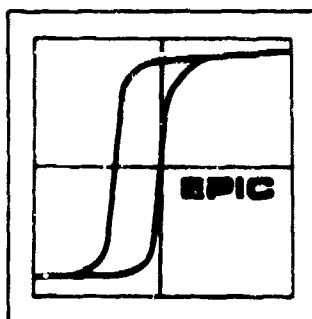
Time of Rise of Voltage to Breakdown Voltage,  $\mu\text{sec}$

[Ref. 6209]



Spark breakdown voltage for  $\text{SF}_6 + \text{He}$  mixtures. Parameter + gap between 1 inch diameter hemispheres (74.6 cm Hg,  $29.5^\circ\text{C}$ ).

[Ref. 1931]



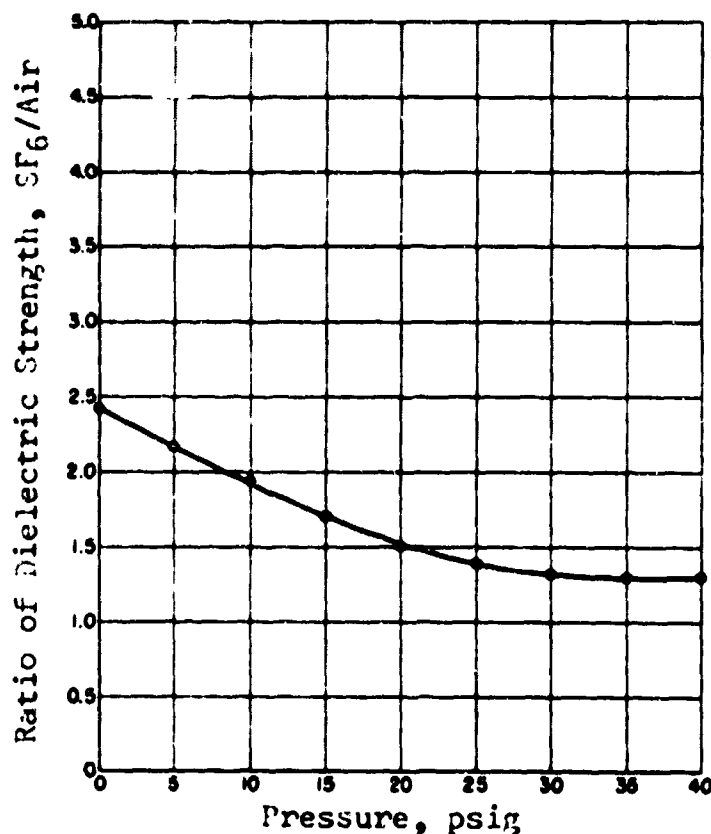
## SULFUR HEXAFLUORIDE

### DIELECTRIC STRENGTH

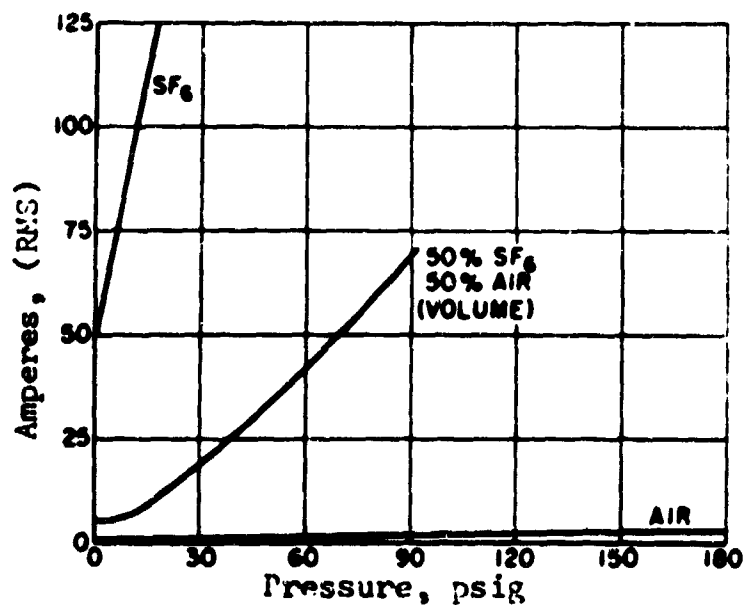
#### (E) Miscellaneous Breakdown Parameters

Showing the changing relation of the impulse voltage breakdown of sulfur hexafluoride and air as the gas pressure of each is increased.

electrodes - point-to-plane  
test gap - 1 1/2 inches  
voltage wave form - 1 1/2 x 40  $\mu$ sec  
point electrode polarity - positive  
test temperature - 27°C

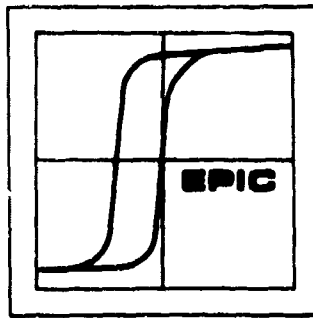


[Ref. 16775]



Showing the interrupting capacity of sulfur hexafluoride gas, air and a 50% mixture thereof at 2300 volts, zero power factor, using a three inch plain break switch.

[Ref. 16775]



PREPARED BY ELECTRONIC PROPERTIES INFORMATION CENTER • HUGHES AIRCRAFT COMPANY, CULVER CITY, CALIFORNIA

**SULFUR HEXAFLUORIDE**

**DISSIPATION FACTOR**

		Ref.
at 1 atm. pressure	$\tan \delta = < 2 \times 10^{-7}$	11266
at 21 atm. pressure	$\tan \delta = < 5 \times 10^{-6}$	11266
at $-50 \pm 1^\circ\text{C}$ (10-500Kc) (liquid $\text{SF}_6$ )	$\tan \delta = < 0.001$	1508

## SULFUR HEXAFLUORIDE REFERENCES

1181. HOWARD, P.R. Insulation Properties of Compressed Electronegative Gases. INST. OF ELECTRICAL ENG., PROC., v. 104 A, no. 14, Apr. 1947. p. 123-138.
1508. BERG, D. Dielectric Constant of Liquid Sulfur Hexafluoride. J. OF CHEM. PHYS., v. 31, no. 2, Aug. 1959. p. 572-573.
1589. HOWARD, P.R. Compressed Gases as Insulants in High-Voltage Equipments. ELECTRICAL TIMES, v. 132, Oct. 31, 1957. p. 683-686.
1625. MANNING, M.L. Experience with the AIEE Subcommittee Test Cell for Gaseous Insulation. AIEE, TRANS., III, v. 78, Oct. 1959. p. 800-807.
1655. FOORD, T.R. Positive Point-to-Plane Spark Breakdown of Compressed Gases. NATURE, v. 166, no. 4224, Oct. 21, 1950. p. 688-689.
1853. FOORD, T.R. Some Experiments on Positive Point-to-Plane Corona and Spark Breakdown of Compressed Gases. INST. OF ELECTRICAL ENG., PROC., v. 100, Pt. 2, no. 78, Dec. 1953. p. 585-590.
1860. BLODGETT, F.W. Properties of Octafluorocyclobutane, A Dielectric Gas. AIEE, TRANS., I, v. 78, Mar. 1959. p. 63-66.
1931. COBINE, J.D. Some Electrical and Thermal Characteristics of Helium and Sulfur Hexafluoride Mixtures. AIEE, TRANS., I, v. 74, no. 19, July 1955. p. 318-321.
4299. CAMILLI, G. and J.J. CHAPMAN. Gaseous Insulation for High-Voltage Apparatus. GEN. ELECTRIC REV., v. 51, no. 2, Feb. 1948. p. 35-41.
6140. CLARK, F.M. The Newer Insulating Gases. MATERIALS IN DESIGN ENG., v. 53, no. 2, Feb. 1961. p. 95-99.
6209. NARBUT, P., et al. Factors Controlling Electric Strength of Gaseous Insulation. AIEE, TRANS., III-A, v. 78, Aug. 1959. p. 545-550.
6221. ANONYMOUS. Sulfur Hexafluoride Waveguide Dielectric Breakdown Curves. SPACE/AERONAUTICS, v. 31, no. 5, May 1959. p. 138-139.
10002. ROME AIR DEVELOPMENT CENTER. GRIFFISS AIR FORCE BASE. Low Frequency Breakdown in Dielectric Gases, by VANNICOLA, V.C. Tech. Documentary Rept. no. RADC-TDR-62-585. Dec. 1962. Proj. No. 4506. ASTIA AD-296 319.
10452. CAMILLI, G., et. al. The Dielectric Behavior of Some Fluorogases and Their Mixtures. AIEE, TRANS., I, v. 74, Nov. 1955. p. 637-642.
10489. ROME AIR DEVELOPMENT CENTER. GRIFFISS AIR FORCE BASE. Sulfur Hexafluoride in High-Power Microwave Systems, by VANNICOLA, V. Tech. Documentary Rept. No. RADC-TDR-62-443. Nov. 1962. ASTIA AD-289 854.
10936. BERG, D. and C.N. WORKS. The Influence of Space-Charges on the Electric Breakdown of Sulfur Hexafluoride. In 1956 ANNUAL REPT. OF THE CONF. ON ELECTRICAL INSULATION. Washington, D.C., Nat. Acad. of Sci.-Nat. Res. Council, 1957. Pub. 512. p. 57-58.

11266. ALLIED CHEM. CORP. Sulfur Hexafluoride. Tech. Bull. TB-85602. 1955.
11279. CAMILLI, G., et al. Gaseous Insulation for High-Voltage Transformers. AIEE, TRANS., III, v. 71, Jan. 1952. p. 348-357.
11302. WORKS, C.N. and T.W. DAKIN. Dielectric Breakdown of Sulphur Hexafluoride. ELECTRICAL ENG., v. 72, no. 7, July 1953. p. 624.
16238. NAT. AERONAUTICS AND SPACE ADMINISTRATION. On the Breakdown Voltages of Some Electronegative Gases at Low Pressures. By, SCHREIER, S. NASA TN D-1761. June 1963.
16775. CLARK, F.M. Insulating Materials for Design and Engineering Practice. N.Y. Wiley, 1962. Selected Pages.

## PUBLICATIONS OF THE ELECTRONIC PROPERTIES INFORMATION CENTER

- DS-101 Cadmium Telluride - Data Sheets. M. Neuberger. June 1962.
- DS-102 Indium Phosphide - Data Sheets. M. Neuberger. June 1962.
- DS-103 Indium Telluride - Data Sheets. M. Neuberger. June 1962.
- DS-104 Magnesium Silicide - Data Sheets. M. Neuberger. June 1962.
- DS-105 Polyethylene Terephthalate - Data Sheets. J.T. Milek. June 1962.
- DS-106 Polytetrafluoroethylene Plastics - Data Sheets. Emil Schafer. June 1962.
- DS-107 Polytrifluorochloroethylene Plastics - Data Sheets. Emil Schafer. June 1962.
- DS-108 Zinc Telluride - Data Sheets. M. Neuberger. June 1962.
- DS-109 Indium Arsenide - Data Sheets. M. Neuberger. July 1962.
- DS-110 Aluminum Antimonide - Data Sheets. M. Neuberger. September 1962.
- DS-111 Gallium Phosphide - Data Sheets. M. Neuberger. September 1962.
- DS-112 Gallium Antimonide - Data Sheets. M. Neuberger. October 1962.
- DS-113 Lead Telluride - Data Sheets. M. Neuberger. October 1962.
- DS-114 Magnesium Stannide - Data Sheets. M. Neuberger. November 1962.
- DS-115 Gallium Arsenide - Data Sheets. M. Neuberger. December 1962.
- DS-116 Lead Selenide - Data Sheets. M. Neuberger. December 1962.
- DS-117 ( No longer available - Superseded by DS-137. )
- DS-118 ( No longer available - Superseded by DS-137. )
- DS-119 ( No longer available - Superseded by DS-137. )
- DS-120 ( No longer available - Superseded by DS-137. )
- DS-121 Indium Antimonide - Data Sheets. M. Neuberger. February 1963.
- DS-122 Steatite - Data Sheets. J.T. Milek. February 1963.
- DS-123 Beryllium Oxide - Data Sheets. J.T. Milek. March 1963.
- DS-124 Cadmium Sulfide - Summary Review and Data Sheets. M. Neuberger. April 1963.



- DS-125 Magnesium Oxide - Data Sheets. J.T. Milek. June 1963.
- DS-126 ( No longer available - Superseded by DS-137. )
- DS-127 Silicone Rubber - Data Sheets. J.T. Milek. June 1963.
- DS-128 Cordierite - Data Sheets. J.T. Milek. June 1963.
- DS-129 Forsterite - Data Sheets. J.T. Milek. August 1963.
- DS-130 Pyroceraam - Data Sheets. J.T. Milek. August 1963.
- DS-131 Germanium - Data Sheets. M. Neuberger. September 1963.
- DS-132 Zinc Selenide - Data Sheets. M. Neuberger. September 1963.
- DS-133 Zinc Oxide - Data Sheets. M. Neuberger. October 1963.
- DS-134 Cadmium Selenide - Data Sheets. M. Neuberger. November 1963.
- DS-135 Zinc Sulfide - Data Sheets. M. Neuberger and D.L. Grigsby. December 1963.
- DS-136 Aluminum Oxide - Data Sheets. J.T. Milek. March 1964.
- DS-137 Silicon - Data Sheets. M. Neuberger. May 1964.
- DS-138 Borosilicate Glasses - Data Sheets. J.T. Milek. June 1964.
- DS-139 Aluminosilicate Glasses - Data Sheets. J.T. Milek. July 1964.
- DS-140 Sulfur Hexafluoride - Data Sheets. J.T. Milek. October 1964.

#### OTHER REPORTS

- 5171.2/8 Information Retrieval Program. Electronic/Electrical Properties of Materials. First Quarterly Progress Report. E.M. Wallace. October 10, 1962.
- 5171.2/17 Information Retrieval Program Electronic/Electrical Properties of Materials. Second Quarterly Progress Report. E.M. Wallace. January 15, 1962.
- 5171.2/32 Information Retrieval Program. Electronic/Electrical Properties of Materials. Third Quarterly Progress Report. E.M. Wallace. April 15, 1962.
- P62-18 Electrical and Electronic Properties of Materials Information and Retrieval Program. Final Report. H. Thayne Johnson, Emil Schafer and Everett M. Wallace. June 1962.

- S-1      Insulation Materials Descriptors Used in the Electrical and Electronic Properties of Materials Information Retrieval Program. Emil Schafer. July 1962.
- S-2      Semiconductor Materials Descriptors Used in the Electrical and Electronic Properties of Materials Information Retrieval Program. Emil Schafer. September 1962.
- S171.2/73      Information Retrieval Program. Electronic/Electrical Properties of Materials. Fourth Quarterly Progress Report. H.T. Johnson. September 15, 1962.
- P63-15      Electrical and Electronic Properties of Materials Information Retrieval Program. H. Thayne Johnson, Donald L. Grigsby and Dana H. Johnson. April 1963.
- P64-10      Electrical and Electronic Properties of Materials Information Retrieval Program. H. Thayne Johnson and Dana H. Johnson. April 1964.
- S-3      A Survey Materials Report on Tetrafluoroethylene (TFE) Plastics. J. T. Milek. September 1964.
- S-4      The Purpose and Functions of the Electronic Properties Information Center. H. Thayne Johnson. August 1964.