

UNCLASSIFIED

AD NUMBER

AD503800

CLASSIFICATION CHANGES

TO: UNCLASSIFIED

FROM: CONFIDENTIAL

LIMITATION CHANGES

TO:  
Approved for public release; distribution is unlimited.

FROM:  
Distribution authorized to U.S. Gov't. agencies only; Administrative/Operational Use; AUG 1969. Other requests shall be referred to Office of the Comptroller (Army), Attn: COMPT-CA(R). Washington, DC 20310.

AUTHORITY

AGO ltr 29 Dec 1980 ; AGO ltr 29 Apr 1980

THIS PAGE IS UNCLASSIFIED

THIS REPORT HAS BEEN DELIMITED  
AND CLEARED FOR PUBLIC RELEASE  
UNDER DOD DIRECTIVE 5200.20 AND  
NO RESTRICTIONS ARE IMPOSED UPON  
ITS USE AND DISCLOSURE.

DISTRIBUTION STATEMENT A

APPROVED FOR PUBLIC RELEASE;  
DISTRIBUTION UNLIMITED.

UNCLASSIFIED

AD 503 800

CLASSIFICATION CHANGED

TO: UNCLASSIFIED

FROM CONFIDENTIAL

AUTHORITY:

= OAG DA Itr

29 Dec 80



UNCLASSIFIED

# **SECURITY**

---

## **MARKING**

**The classified or limited status of this report applies to each page, unless otherwise marked.**

**Separate page printouts MUST be marked accordingly.**

---

THIS DOCUMENT CONTAINS INFORMATION AFFECTING THE NATIONAL DEFENSE OF THE UNITED STATES WITHIN THE MEANING OF THE ESPIONAGE LAWS, TITLE 18, U.S.C., SECTIONS 793 AND 794. THE TRANSMISSION OR THE REVELATION OF ITS CONTENTS IN ANY MANNER TO AN UNAUTHORIZED PERSON IS PROHIBITED BY LAW.

NOTICE: When government or other drawings, specifications or other data are used for any purpose other than in connection with a definitely related government procurement operation, the U.S. Government thereby incurs no responsibility, nor any obligation whatsoever; and the fact that the Government may have formulated, furnished, or in any way supplied the said drawings, specifications, or other data is not to be regarded by implication or otherwise as in any manner licensing the holder or any other person or corporation, or conveying any rights or permission to manufacture, use or sell any patented invention that may in any way be related thereto.



**Best  
Available  
Copy**

V

**CONFIDENTIAL**

**TECHNICAL PAPER  
RAC-TP-368**

**AUGUST 1969**

**RESEARCH  
ANALYSIS  
CORPORATION**

**AD 503800**

**Resource Allocations  
in Support of the RVN Army,  
Regional Forces,  
and Popular Forces: FY68 (U)**

by  
**Irving Heymont**

**DDC  
RAC  
AUG 29 1969**

**"THIS DOCUMENT CONTAINS INFORMATION AFFECTING THE NATIONAL  
DEFENSE OF THE UNITED STATES WITHIN THE MEANING OF THE  
ESPIONAGE LAWS, TITLE 18, U. S. C., SECTION 793 AND 794.  
ITS TRANSMISSION OR THE REVELATION OF ITS CONTENTS IN  
ANY MANNER TO AN UNAUTHORIZED PERSON IS PROHIBITED BY LAW"**

**PREPARED FOR THE  
DEPARTMENT OF THE ARMY  
AND THE  
DEPARTMENT OF DEFENSE  
Contracts DAHC19-69-C-0017;  
DAHC15-69-C-0159**



**DISTRIBUTION STATEMENT**  
In addition to security requirements which apply to this document and must be met, each transmittal outside the agencies of the U. S. Government must have prior approval of Office of the Comptroller of the Army (ATTN: COMPT-CA(R)), Headquarters, Department of the Army, Washington, D. C. 20310.

**GROUP 3  
DOWNGRADED AT 12-YEAR  
INTERVALS; NOT AUTOMAT-  
ICALLY DECLASSIFIED**

Copy 1 of 130  
**RAC Log No. 136346**

**CONFIDENTIAL**

**CONFIDENTIAL**

The contents of RAC publications, including the conclusions, represent the views of RAC and should not be considered as having official Department of the Army or Department of Defense approval, either expressed or implied.

This document contains information affecting the national defense of the United States within the meaning of the Espionage Laws, Title 18, U. S. C., Sections 793 and 794. The transmission or the revelation of its contents in any manner to an unauthorized person is prohibited by law.

**CONFIDENTIAL**

**CONFIDENTIAL**

RESOURCE ANALYSIS DEPARTMENT  
TECHNICAL PAPER RAC-TP-368  
Published August 1969

**DISTRIBUTION STATEMENT**

In addition to security requirements which apply to this document and must be met, each transmittal outside the agencies of the U. S. Government must have prior approval of Office of the Comptroller of the Army (ATTN: COMPT-CA(R)), Headquarters, Department of the Army, Washington, D. C. 20310.

---

**Resource Allocations  
in Support of the RVN Army,  
Regional Forces,  
and Popular Forces: FY68 (U)**

---

by  
Irving Heymont



**Research Analysis Corporation**

McLean, Virginia

**CONFIDENTIAL**

Published August 1969  
by  
RESEARCH ANALYSIS CORPORATION  
McLean, Virginia 22101

**RAC**

ii

## FOREWORD

This document provides a record of resource allocations by both the US and the Republic of Vietnam (RVN) for the RVN Army, Regional Forces, and Popular Forces during FY68. It is the product of a study which represents the continuation of earlier studies on the cost of counterinsurgency land-combat operations in the RVN; these earlier studies are documented as noted.\*

The series of documents depicts the resource allocations in support of land-combat counterinsurgency operations over a period of 11 fiscal years and provides data inputs and planning factors for other studies on counterinsurgency operations involving aspects such as force-structure planning, cost-effectiveness analyses, and methods of estimating resource requirements for future comparable operations.

Arnold Proschan  
Head, Resource Analysis Department

\*Irving Heymont, Ronald B. Emery, and John G. Phillips, "Cost Analysis of Counterinsurgency Land-Combat Operations: Vietnam, 1957-1964 (U)," RAC-TP-232, Research Analysis Corporation, Jun 67. SECRET

—— and James W. Lash, "Planning Factors for Counterinsurgency Land-Combat Operations, Based on RVN Experience, FY58-FY64 (U)," RAC-TP-281, Research Analysis Corporation, Nov 67. CONFIDENTIAL

——, "Resource Allocations for the RVN Army, Regional Forces, Popular Forces, and the US Army Advisory Program: FY65-FY67 (U)," RAC-TP-333, Research Analysis Corporation. Oct 68. CONFIDENTIAL

## ACKNOWLEDGMENTS

This study could not have been made without the unstinting cooperation of many officers and civilian employees at various US Army headquarters, particularly HQ US Military Assistance Command, Vietnam; HQ US Army, Pacific; and HQ US Army Materiel Command. A particular debt is owed to Mr. Earl W. Williamson of HQ US Army Materiel Command, who assisted in the search for data and shared his detailed knowledge of the problems of military assistance.

The study was reviewed by GEN Thomas T. Handy, USA (Ret), Mr. John T. Newman, and Mr. Charles A. Warner. Their comments were most helpful, but the responsibility for the contents of the study remains with the author.

The tables were prepared by Mrs. Irene E. Jacobs.

## CONTENTS

<b>Foreword</b>	iii
<b>Acknowledgments</b>	iv
<b>Summary</b>	1
Problem (1)—Discussion (1)—Conclusions (2)	
<b>Abbreviations</b>	8
<b>1. Introduction</b>	9
Purpose (9)—Scope (9)—Methodology (10)—Assumptions and Factors (10)—Resources (11)	
<b>2. RVN Army</b>	15
Force Structure (15)—Strength (16)—Materiel and Maintenance (16)— Construction and Maintenance of Facilities (17)—Training (17)— Military Pay and Personal Allowances (23)—Other RVN Army Costs (23)—Recapitulation (23)	
<b>3. Regional Forces and Popular Forces</b>	29
Background (29)—Force Structure (29)—Strength (29)—Logistics (32)— Materiel and Maintenance (32)—Construction and Maintenance of Facilities (32)—Training (35)—Pay and Allowances (35)— Other Costs (35)—Recapitulation (35)	
<b>Appendixes</b>	
A. Background Information	45
B. Allocations	55
C. Detailed Data on the RVN Army	81
D. Detailed Data on the Regional Forces and Popular Forces	113
<b>References</b>	137



## Figures

1. Total Cost of RVN Army, Regional Forces, and Popular Forces, FY59-FY68	3
2. Distribution of US Financial Support of RVN Army, Regional Forces, and Popular Forces, FY59-FY68	4
3. Distribution of RVN Funds in Support of RVN Army, Regional Forces, and Popular Forces, FY59-FY68	5
4. Annual per Capita Costs for RVN Army, Regional Forces, and Popular Forces, FY59-FY68	6
5. US Assistance to the RVN, FY68	12
6. Comparison of RVN Defense Budgets	13
7. Assigned Strengths of Combat and Noncombat Units of the RVN Army on Various Dates	15
8. RVN Army Monthly Average and Year-End Assigned Strengths, FY66-FY68	16
9. Estimated Total Cost of Materiel and Maintenance for the RVN Army, by Materiel Category and Source of Funds, FY66-FY68	18
10. RVN Army Materiel Funded by US Army Materiel Assistance Program, FY66-FY68	19
11. RVN Army Materiel and Maintenance Funded by the RVN Defense Budget, FY66-FY68	20
12. Estimated Cost of Construction and Maintenance of Facilities for the RVN Army, FY66-FY68	21
13. Estimated Cost of RVN Army Training, by Source of Funds, FY66-FY68	22
14. Estimated Costs of RVN Army Pay and Personal Allowances, by Expenditure Category, FY66-FY68	24
15. Estimated Direct Cost of the RVN Army, by Functional Category, FY66-FY68	25
16. Estimated Average Annual per Capita Cost of the RVN Army, by Functional Category, FY66-FY68	26
17. Estimated Total Cost of Support of RVN Army, by Funding Source, FY66-FY68	26
18. Relation of Selected Categories to Total Cost of US Military Assistance Materiel and Maintenance for the RVN Army, FY66-FY68	27
19. Estimated Total RVN Army Ammunition Costs, by Weapon Type, FY66-FY68	28
20. Annual RVN Army per Capita Ammunition Costs, by Weapon Type, FY66-FY68	28
21. Control of Regional Forces and Popular Forces	30
22. Regional Forces Monthly Average and Year-End Assigned Strengths, FY66-FY68	31
23. Popular Forces Monthly Average and Year-End Assigned Strengths, FY66-FY68	31
24. Estimated Total Cost of Materiel and Maintenance for the Regional and Popular Forces, by Materiel Category and Source Funds, FY66-FY68	33
25. Estimated Cost of Regional and Popular Forces Pay and Allowances, by Source of Funds, FY66-FY68	36
26. Estimated Cost of Regional Forces and Popular Forces, by Functional Category, FY66-FY68	38
27. Estimated Average per Capita Cost of Regional Forces and Popular Forces, by Functional Category, FY66-FY68	39
28. Estimated Cost of the Regional and Popular Forces, by Funding Source, FY66-FY68	40
29. Distribution of Materiel Costs of the Regional and Popular Forces, FY66-FY68	42

**Problem**

(U) To analyze the resource allocations in support of the Republic of Vietnam (RVN) Army, Regional Forces (RF), and Popular Forces (PF) for FY68 to determine sources and expenditures by amount and purpose, to derive planning factors, and to provide inputs to other studies on counterinsurgency operations.

(U) To illustrate historical trends in the resource allocations studied.

**Discussion**

(U) The principal sources of resources made available in FY68 for support of the forces studied were:

(a) Military assistance programs funded by the US Army. This source provided equipment, supplies, and services for the forces studied.

(b) US Army, Vietnam (USARV). This source provided some supplies to the RVN Army.

(c) US economic assistance programs under the auspices of the Agency for International Development (AID). This source generated funds (in piasters, RVN currency) for US support of the RVN defense budget.

(d) RVN defense budget. This source, made up of US financial support as previously mentioned and RVN funds, provided funds primarily for operating costs of the forces studied.

(U) The resources made available from the aforementioned sources are traced for each force studied by estimating the cost of pertinent activities such as provision of materiel and maintenance, construction and maintenance of facilities, training, and pay and allowances.

(U) FY68 was characterized by a sharp increase in the assigned strengths of each of the forces studied, particularly in the second half of the fiscal year. The delivery of materiel for the RVN Army during FY68 increased significantly over previous years as a result of the implementation of earlier programs for modernizing the RVN Army. The delivery of US military assistance materiel for the RF in FY68 was relatively unchanged over the previous year. The delivery of US military assistance materiel for the PF in FY68 declined, compared with previous years, probably because of completion of certain programs to improve the effectiveness of the PF.

## SUMMARY

### Conclusions

(U) Figure 1 shows the estimated total cost of the RVN Army, RF, and PF. The data in Fig. 1 and in the figures that follow are based on absolute costs with piaster expenditures converted to dollar equivalents at the legal rate existing when the applicable RVN defense budgets were approved. In the FY59-FY68 period the total combined expenditures for the three forces studied were the highest in FY68. Compared with earlier years, the increase was caused by the greater deliveries of US Military Assistance Service Funded (MASF) materiel for the RVN Army—primarily new weapons and equipment.

(U) The estimated costs shown in Fig. 1 are the sum of three inputs (a minor exception is discussed in Chap. 3): (1) US Army funds expended primarily in military assistance programs, (2) US support of the RVN defense budget (derived from operations of US economic assistance programs, and (3) RVN funds used for the RVN defense budget. Figure 2<sup>1</sup> shows the distribution of US financial resources in terms of the force supported and input sources. Figure 3 shows the distribution of RVN funds in the RVN defense budget for support of the RVN Army, RF, and PF.

(U) In FY68 the total US financial resources for support of the RVN Army, RF, and PF were the highest during the period FY59-FY68. The major cause was the increase in the magnitude of military assistance materiel discussed previously. At the same time, US support of the RVN defense budget, in terms of dollar equivalents, decreased to the lowest point during the period FY59-FY68.

(U) The amount of RVN funds used in FY68 for support of the RVN Army, RF, and PF, in terms of dollar equivalents, decreased slightly compared with FY66 and FY67. However, in terms of piasters, the FY68 funds for these forces were the highest in the period FY59-FY68. The distribution of RVN funds among the RVN Army, RF, and PF has been relatively stable for the period FY65-FY68.

(U) Figure 4 shows the average annual per capita (assigned strength) costs for support of the RVN Army, RF, and PF by major functional expenditures. Data on annual per capita costs in terms of input sources of funds are in Apps C and D. The total annual per capita cost for the RVN Army for FY68 rose sharply, as did the percentage for materiel and maintenance. This increase is due to the greatly increased deliveries of US MASF materiel in FY68. The increase in this support apparently more than compensated for the upsurge in assigned strength in the last half of FY68 and the piaster devaluation. The FY68 total annual per capita costs of the RF and PF were less than those in FY67 because of the relatively high proportion of devalued piaster expenditures for these forces and the increase in assigned strength in the second half of FY68.

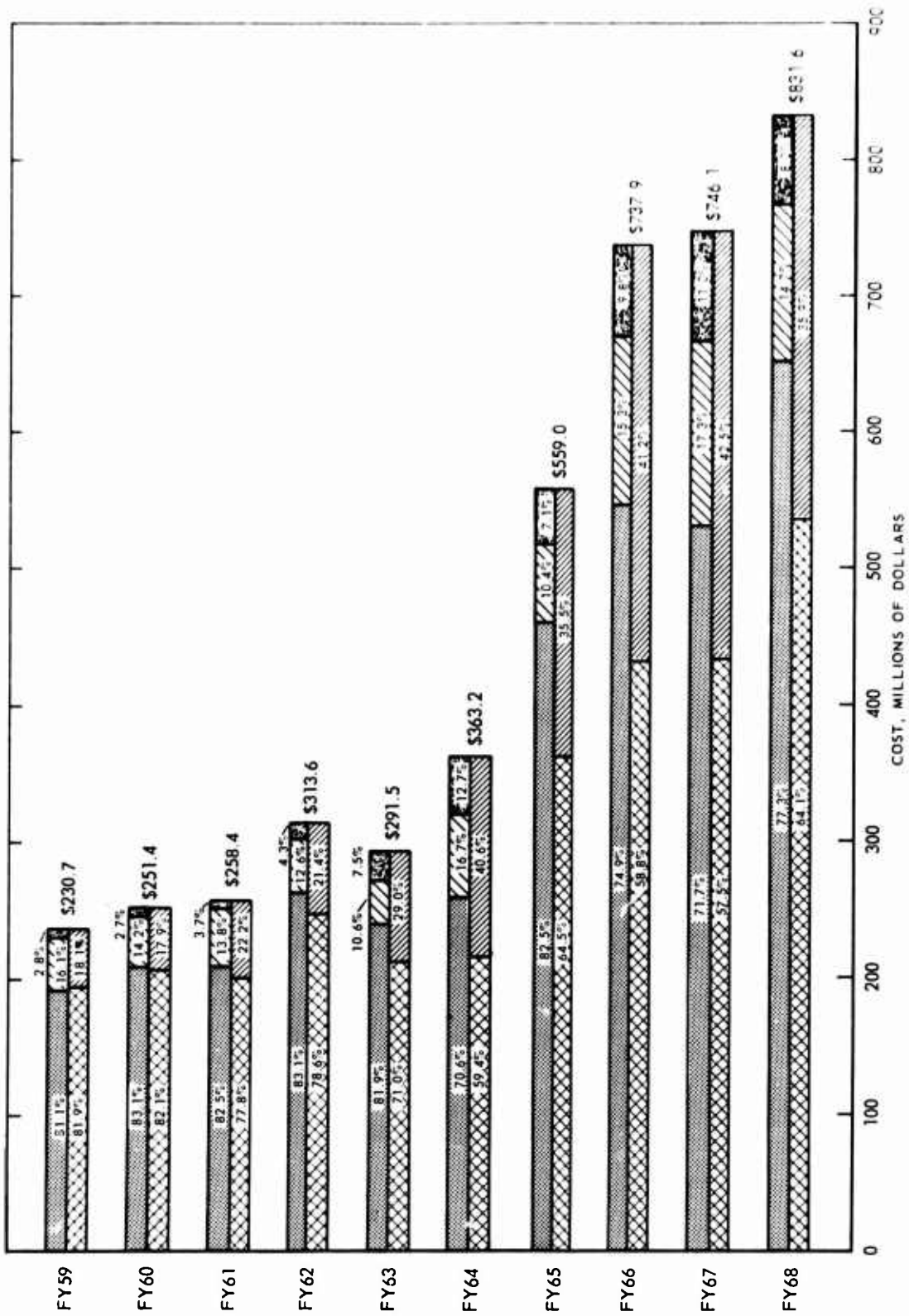
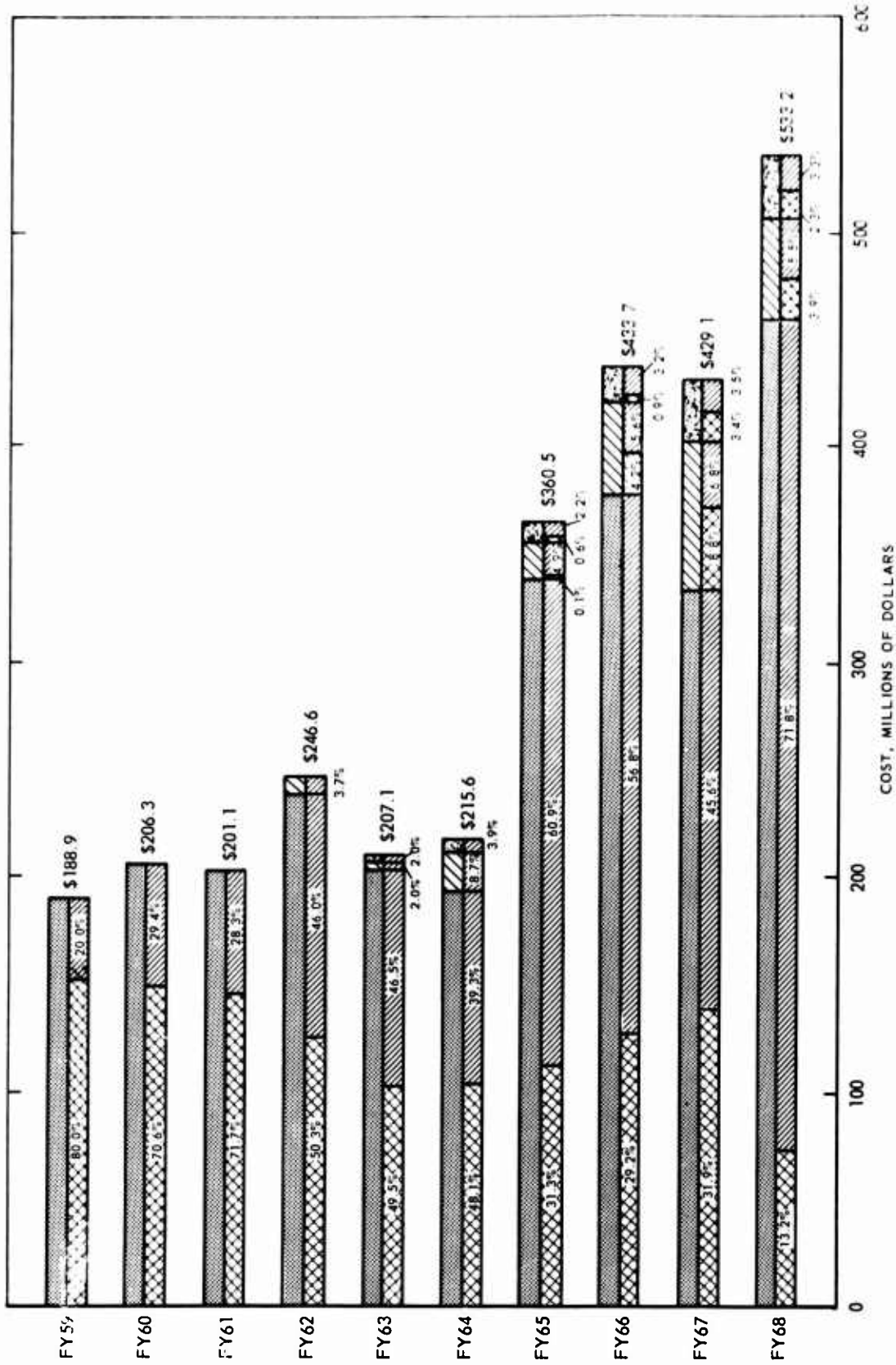


Fig. 1—Total Cost of RVN Army, Regional Forces, and Popular Forces, FY59—FY68

Outputs: RVN Army Regional Forces Popular Forces  
 Inputs: US RVN

(C)





(C) Fig. 2—Distribution of US Financial Support of RVN Army, Regional Forces, and Popular Forces, FY59–FY68  
 Totals for FY59–FY62 include US support of Regional Forces through an AID predecessor agency (see Table D37 in Ref 1).  
 Legend:  
 ■ US support of RVN defense budget  
 ▨ RVN Army  
 ▩ Regional Forces  
 ▤ Popular Forces  
 ▧ US military assistance

RAC

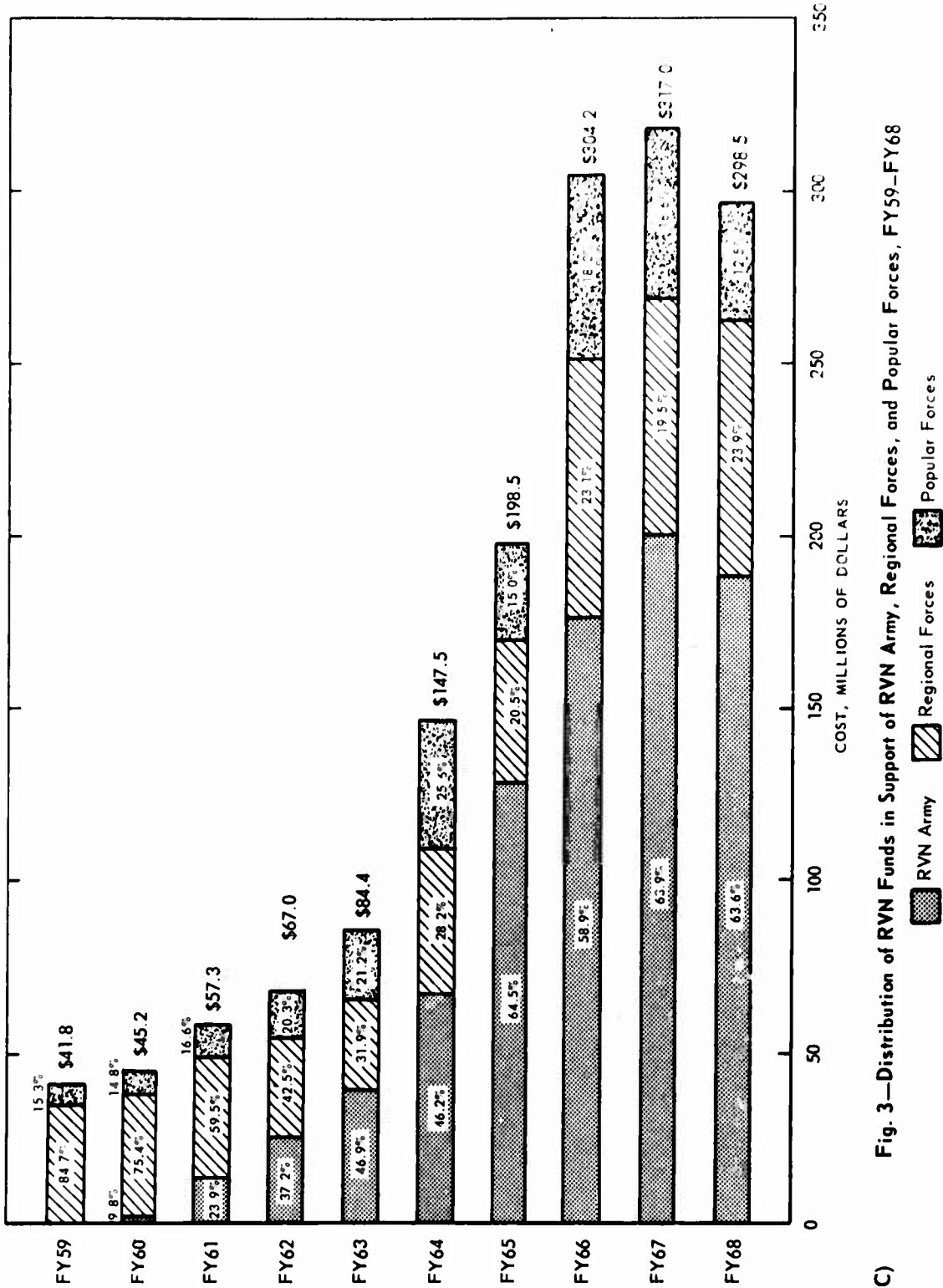
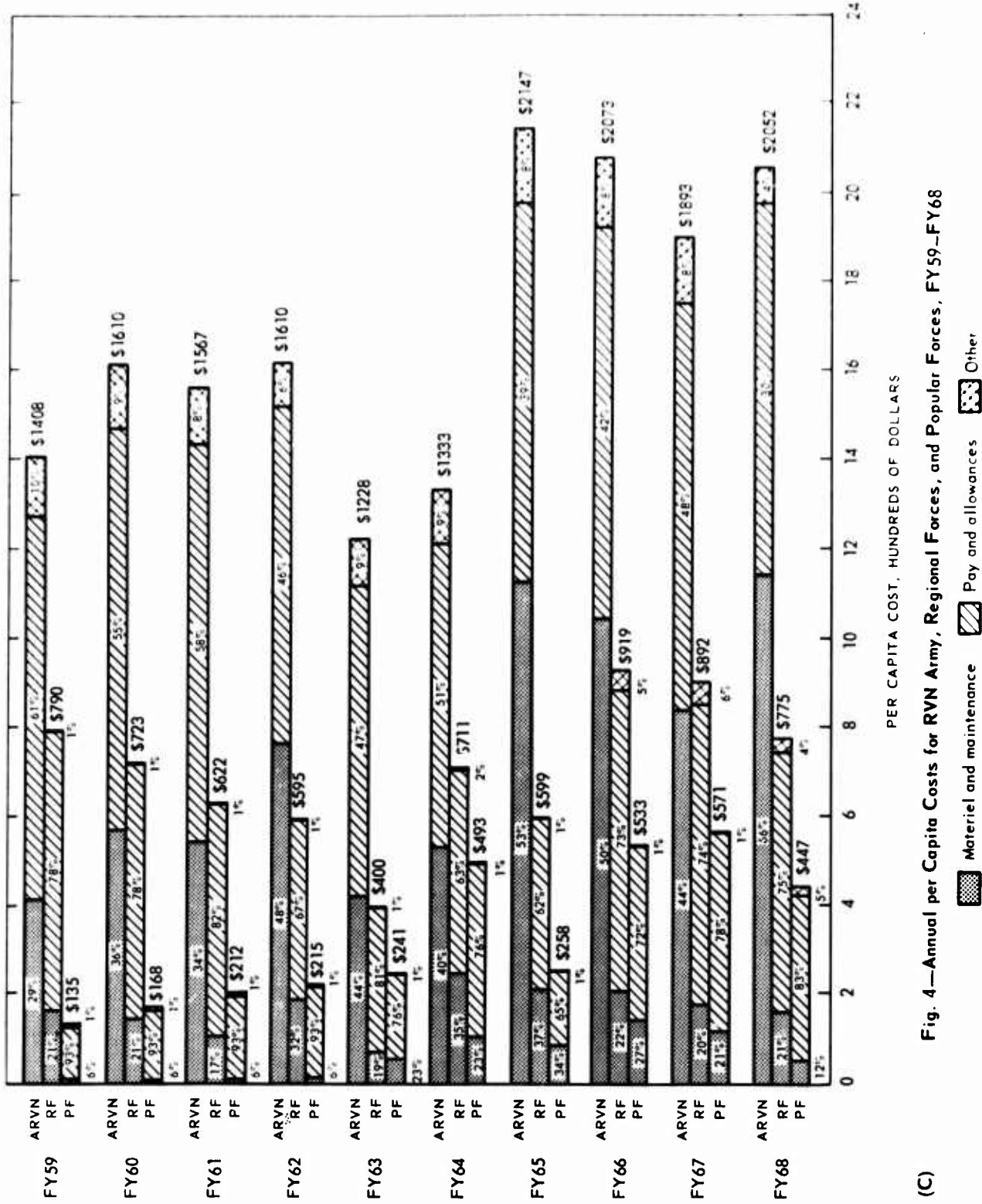


Fig. 3—Distribution of RVN Funds in Support of RVN Army, Regional Forces, and Popular Forces, FY59-FY68

(C)

SUMMARY



(C) Fig. 4—Annual per Capita Costs for RVN Army, Regional Forces, and Popular Forces, FY59-FY68



**Resource Allocations  
in Support of the RVN Army,  
Regional Forces,  
and Popular Forces: FY68**



## ABBREVIATIONS

AID	Agency for International Development
ALC	Area Logistics Command
AMC	Army Materiel Command
CONUS	continental United States
CINCPAC	Commander in Chief, Pacific
DA	Department of the Army
DCSLOG	Deputy Chief of Staff for Logistics
DCSOPS	Deputy Chief of Staff for Military Operations
DCSPER	Deputy Chief of Staff for Personnel
DOD	Department of Defense
FWMAF	Free World Military Assistance Forces
HQ	headquarters
ILC	International Logistics Center
JCS	Joint Chiefs of Staff
KIA	killed in action
MACV	Military Assistance Command, Vietnam
MAP	Military Assistance Program
MASF	Military Assistance Service Funded
MCA	military construction, Army
MIA	missing in action
MPA	military personnel, Army
MTT	mobile training team
NICP	national inventory control point
OCE	Office, Chief of Engineers
OMA	operations and maintenance, Army
OSC	ordnance service center
OSD	Office of the Secretary of Defense
PACOM	Pacific Command
PEMA	procurement of equipment and missiles, Army
PF	Popular Forces
RF	Regional Forces
RVN	Republic of Vietnam
RVNAF	Republic of Vietnam Armed Forces
TA(s)	table(s) of allowances
TOE(s)	table(s) of organization and equipment
USARPAC	US Army, Pacific
USARV	US Army, Vietnam
USMACV	US Military Assistance Command, Vietnam
WIA	wounded in action

## Chapter 1

### INTRODUCTION

#### PURPOSE

(U) The aim of this study is to analyze the resource allocations in support of RVN land-combat armed forces during FY68 to accomplish the following:

(a) Determine the resource allocations in support of the RVN Army, RF, and PF.

(b) Derive planning factors for estimating resource requirements for comparable future operations.

(c) Provide inputs to other studies such as force-structure planning for counterinsurgency land-combat operations, planning for stability operations, cost-effectiveness analyses of various aspects of counterinsurgency operations, and methods of estimating resource requirements for future counterinsurgency operations.

#### SCOPE

(U) This study provides estimates of past resource allocations and planning factors in terms of personnel, dollars, and materiel for the forces examined. The effectiveness or efficiency of these forces is not considered in this study. The interrelations among military and civilian programs in the RVN are examined only as necessary to develop the resources expended on the forces studied.

(U) This study is a continuation of comparable studies covering the period 1 July 1957-30 June 1967. References 2 to 4 list the documentation of these studies, and detailed background material contained in those documents is not repeated here except when necessary for clarity. Specific references to the earlier studies are made where deemed appropriate.

(U) As in previous years, there were many inconsistencies within the source documents examined in the course of this study. The data reported by the headquarters most probably having direct knowledge of the subject were used when inconsistencies were present. In a few instances there are minor inconsistencies in totals because of the varying rounding procedures used by different sources. Overall, the data presented in this study are

(U)

considered sufficiently reliable to warrant the use of the estimated resource allocations for the purposes stated.

#### METHODOLOGY

(U) The resources made available for each force studied are traced from each source by estimating the cost of pertinent activities such as provision of materiel and maintenance, construction and maintenance of facilities, training, and pay and allowances. The estimates derived for FY68 were used to calculate planning factors, such as annual per capita costs and ammunition expenditures, and to illustrate trends by comparison with the available data for FY66-FY67.

(U) The data in this report represent estimated actual annual deliveries of materiel and services, regardless of when programmed, and obligations of RVN defense budget funds. The time lag between actual deliveries resulting from previously approved programs cannot be readily determined from the available data. Further, actual deliveries do not fully reflect actual authorizations, but rather reflect the approved funding levels and the availability of materiel and services. No distinction has been made between investment costs (nonrecurring) and operating costs (recurring) as the source data do not always make these distinctions.

(U) Many of the data on resources pertinent to this study are available only in such an aggregated form that it was necessary to make allocations among the recipient forces. The major resource sources falling into this category are the funds provided through the RVN defense budget and materiel provided through the US military assistance programs. Appendix B describes the allocations made and the rationale.

(U) The planning factors given in this report have been developed for use as annual factors so that they will be compatible with the funding cycle. Many of the planning factors have been developed as per capita cost factors from the average annual strength (average of the monthly end strengths) for the applicable period. It is recognized that many of the costs are not solely functions of personnel strength. However, the forces studied have no aircraft or missiles and very little armor. For this reason most of the materiel is for support of personnel, and costs can therefore be considered personnel-dependent. The per capita planning factors of this paper are not designed for cost-effectiveness analysis of the subelements of the force structure, i.e., for comparison of maneuver battalions.

(U) All data presented are in terms of US fiscal years (1 July-30 June) unless otherwise indicated.

#### ASSUMPTIONS AND FACTORS

(U) Listed in the following paragraphs are the general assumptions used in this study, with explanatory material where required. Specific assumptions are stated in the appropriate chapter.

### Funding

(U) (a) All expenditures and deliveries of materiel within a calendar or fiscal year were made at a uniform rate.

(U) (b) The total costs of a construction project were incurred during the fiscal year in which construction started.

(U) (c) The costs of offshore school training were incurred during the fiscal year in which instruction started.

### Military Assistance Materiel

(U) (d) All military assistance materiel delivered in Vietnam in fulfillment of a program was assigned as programmed. (Undoubtedly there were changes between programmed and actual recipients. These changes are virtually impossible to trace, and any significant changes would probably be compensated for in subsequent programming, which includes consideration of the in-country assets.)

(U) (e) The cost of supply operations for US military assistance materiel delivered to Vietnam was 13 percent of the dollar value of the materiel delivered.\* Supply-operations costs include charges for transportation, packing, crating, handling, operation and maintenance of US depots, storage and maintenance, offshore procurement, and logistics management.

### RESOURCES

(U) The resources for support of RVN counterinsurgency land-combat operations during FY68 were derived from the following sources:

- (a) US Army appropriations
- (b) US economic assistance programs under the auspices of AID
- (c) RVN governmental appropriations (defense budget)
- (d) AID in-country programs
- (e) Other

(U) The flow of these resources to the RVN forces is shown schematically in Fig. 5.

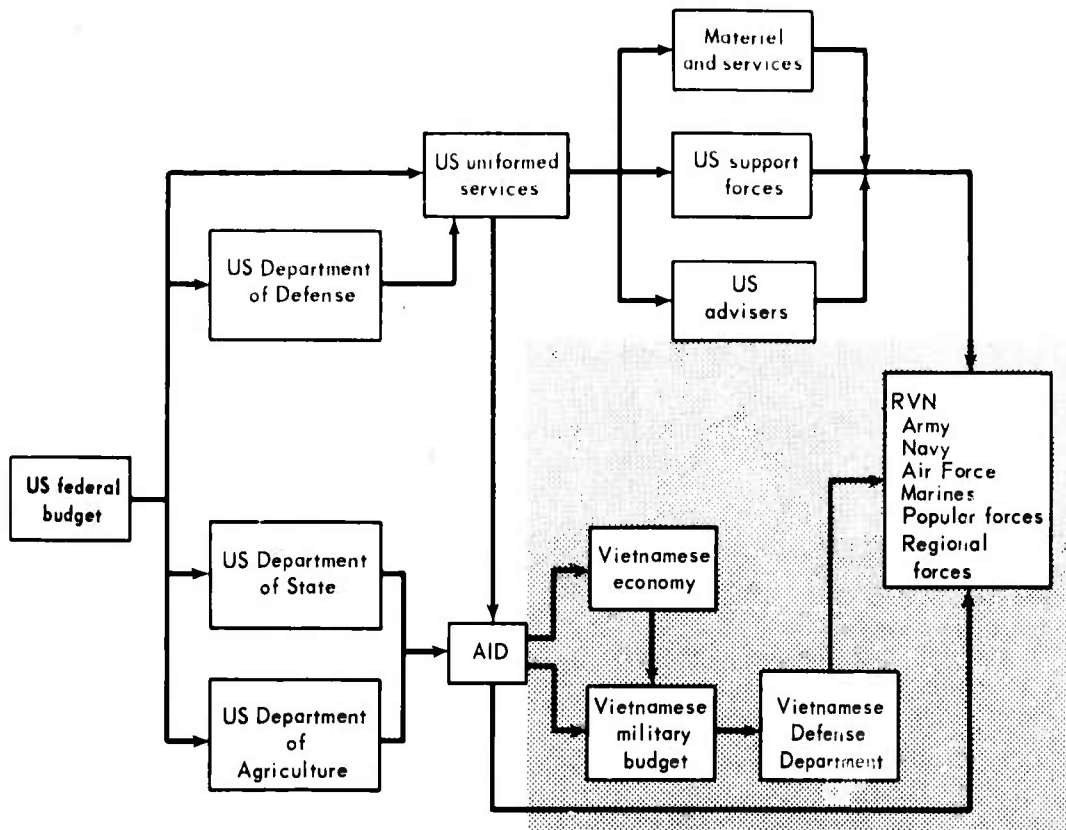
### US Army

(U) The US Army is responsible for furnishing military assistance materiel and services, including funding, for support of the RVN Army, RF, and PF.<sup>5</sup> The US Army is also responsible for furnishing Army-type ammunition to all RVN Armed Forces (RVNAF). The funds for this military assistance are included in the US Army annual military functions appropriations [operation and maintenance, Army (OMA), procurement of equipment and missiles, Army (PEMA), military personnel, Army (MPA), and military construction, Army (MCA)]. The general procedures used for carrying out this responsibility are described in App A.

\*Based on estimates furnished by Department of Defense (DOD) personnel.

## US Economic Assistance Programs

(U) Defense-support funds for military-budget support of the RVN are made available through the economic assistance programs sponsored by AID. The major programs for furnishing economic aid to the RVN during FY68 were the Commercial Import and Food for Freedom (Peace) programs. These economic aid programs generate local-currency funds, usually known as counter-



(U)

Fig. 5—US Assistance to the RVN, FY68

part funds. The counterpart funds are used primarily to support the RVN defense budget and development projects. Descriptions of each of the assistance programs and the various counterpart funds are contained in App B of RAC-TP-232.<sup>3</sup>

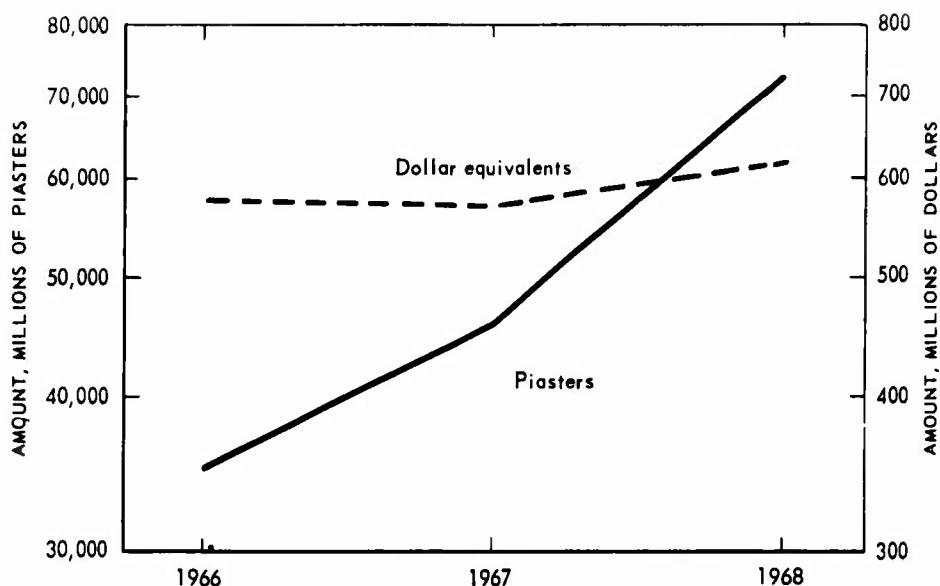
### RVN Defense Budget

(U) The defense budget of the RVN provides funds primarily for annual operating expenses and is prepared on a calendar-year basis, which is the RVN fiscal year (1 January–31 December). The defense budget covers the expenses of the RF and PF as well as the regular forces (RVN Army, Navy, Air Force, Marine Corps). The support furnished by the US Army, Navy, and Air Force is not included in the RVN defense budget.

# CONFIDENTIAL

(U) US support of the RVN defense budget comes from local currencies generated as a result of US economic assistance programs. The preparation and the execution of the RVN defense budget are closely monitored by the US Military Assistance Command, Vietnam (USMACV), and the budget is subject to approval by US authorities in Vietnam. Details on the development, preparation, and review of the budget are contained in RAC-TP-232<sup>3</sup> and a MACV handbook.<sup>9</sup> Detailed data on the RVN defense budgets for CY67 and CY68 are in App B.

(U) In this study on FY68 costs, piasters (the RVN monetary unit) have been converted to dollar equivalents at the effective rate of 118 piasters to \$1 U.S. The previous effective rate of exchange was 80 piasters to \$1 US. As a result of this change in exchange rate, the costs in terms of aggregated dollars and dollar equivalents appear to be lower than in previous fiscal years. This same situation occurred at different times in earlier years when the piaster was devalued in relation to the US dollar. Figure 6 shows the total RVN defense budget in piasters and dollar equivalents for CY66-CY68. The data in Fig. 6 include expenditures for other RVNAF as well as the RVN Army, RF, and PF. Budget data applicable to the RVN Army, RF, and PF and an explanation of the conversion into a US fiscal year basis are in App B.



(C) Fig. 6—Comparison of RVN Defense Budgets

## AID In-Country Programs

(C) AID conducts within the RVN a number of programs that are financed, by direction of the Secretary of Defense, by the US military services primarily through their operations and maintenance appropriations.<sup>7</sup> Of these programs, only one, conducted in FY68, contributed directly to the RVN forces studied by furnishing materials for a self-help construction project for housing for PF dependents. This project is discussed in more detail in Chap. 3.

Other

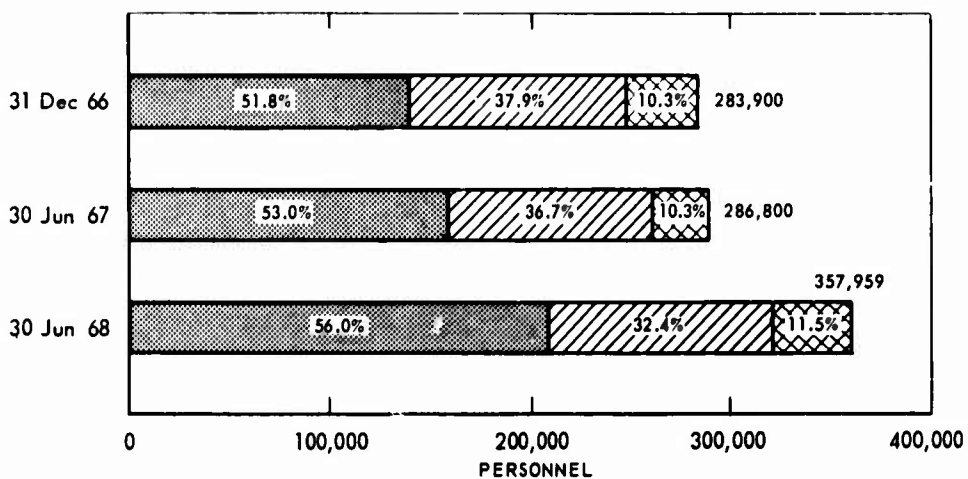
(U) In addition to the sources just described the RVN Army receives some materiel on an emergency or special basis from the in-country stocks of the USARV. Additionally, the RVNAF receive materiel unofficially from these stocks as a result of the efforts of US Army advisers to improve the status and capabilities of the units they are advising. There are no data to indicate the amount of this unofficial support furnished to the RVNAF.

**Chapter 2**

**RVN ARMY**

**FORCE STRUCTURE**

(C) During FY68 the RVN Army was expanded significantly in size, but only a few new units were added. It remained a conventional force built around 10 triangular infantry divisions with supporting nondivisional units. RVN infantry divisions normally have three infantry regiments, and most regiments have four infantry battalions. The major nondivisional combat elements of the



(U) **Fig. 7—Assigned Strengths of Combat and Noncombat Units of the RVN Army on Various Dates**

■ Noncombat units    ▨ Divisions    ▩ Nondivisional combat units

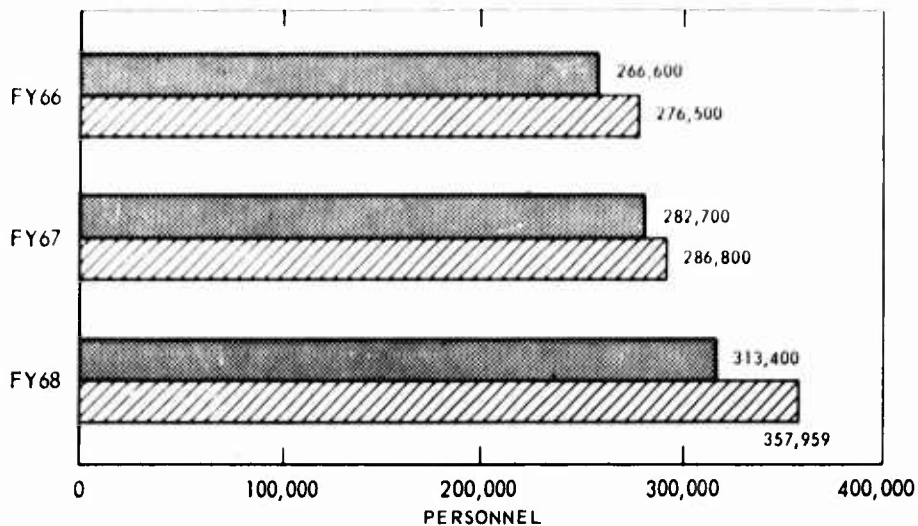
RVN Army are airborne, separate infantry, armored, and ranger units. Figure 7 shows the assigned strength of infantry divisions and other combat units relative to the total assigned strength of the RVN Army. Detailed data are in App C.

(U) Detailed data on the authorized force structure of the RVN Army are in App C. The latest available organizational charts with major equipment items of selected RVN Army units are in RAC-TP-333.<sup>1</sup> Many of these charts, although not superseded, are no longer current because of the introduction and wider issue of new items of equipment and weapons during FY68.



**STRENGTH**

(U) The authorized and assigned strength of the RVN Army increased significantly in FY68. The greatest increase occurred in the second half of FY68 following the Communist Tet offensives. Figure 8 shows the monthly average and year-end assigned strengths for the period FY66-FY68. Detailed



(C) Fig. 8—RVN Army Monthly Average and Year-End Assigned Strengths, FY66-FY68

■ Monthly average    ▨ Year-end

data are in App C. The unprogrammed surge in assigned strength during the second half of FY68 tends to distort factors based on annual average per capita strength because many expenses lag the personnel increases, in particular, US materiel which is usually delivered a year after it has been programmed, has frequently arrived after the using personnel have been assigned.

(U) The RVN Army has been characterized by considerable personnel turnover. Detailed data on assigned strengths and personnel turnover are in App C.

**MATERIEL AND MAINTENANCE**

(U) Most of the materiel for the RVN Army was furnished by the US through MASF (see App B). Some minor amounts of materiel are furnished from USARV stocks. All other materiel and maintenance costs of the RVN Army were met from the RVN defense budget to which the US made significant contributions using funds generated by the economic assistance programs described in Chap. 1. The major RVN expenditures for materiel and maintenance

(U)

have been for expendable materiel and pay and allowances of civilian employees. Figure 9 shows the estimated total expenditures for materiel and maintenance (exclusive of facilities) for the RVN Army for the period FY66-FY68. Detailed data are in App C. The data in Fig. 9 and the subsequent figures on materiel and maintenance in this chapter include some relatively small expenditures for the RF, PF, and other RVN elements, as explained in Chap. 1. Data on RVN Army inventories and densities of weapons and vehicles are in App C. Data on maintenance float and attrition factors are contained in a MACV report.<sup>h</sup>

(U) Figure 10 shows the estimated cost of major categories of materiel furnished by the US for the RVN Army for the period FY66-FY68. The increase in the expenditures for FY68 represents the deliveries to support the modernization and expansion of the RVN Army planned before FY68. For example, large numbers of the M16 rifle and the M60 machinegun were delivered. In FY68, unlike previous years, few weapons and little ammunition in excess of US needs were furnished. Little offshore depot maintenance was accomplished. Appendix C contains detailed data on specific items within each general category and their relation to the total cost, estimated average per capita costs, and allocations by functional grouping of RVN Army units and activities.

(U) The available data on materiel and maintenance costs funded through the RVN defense budget are based on technical services and do not permit separation of materiel and maintenance costs. Figure 11 shows the estimated materiel and maintenance costs for the RVN Army funded through the RVN defense budget for the period FY66-FY68. Detailed data, including extent of US support, are in App C.

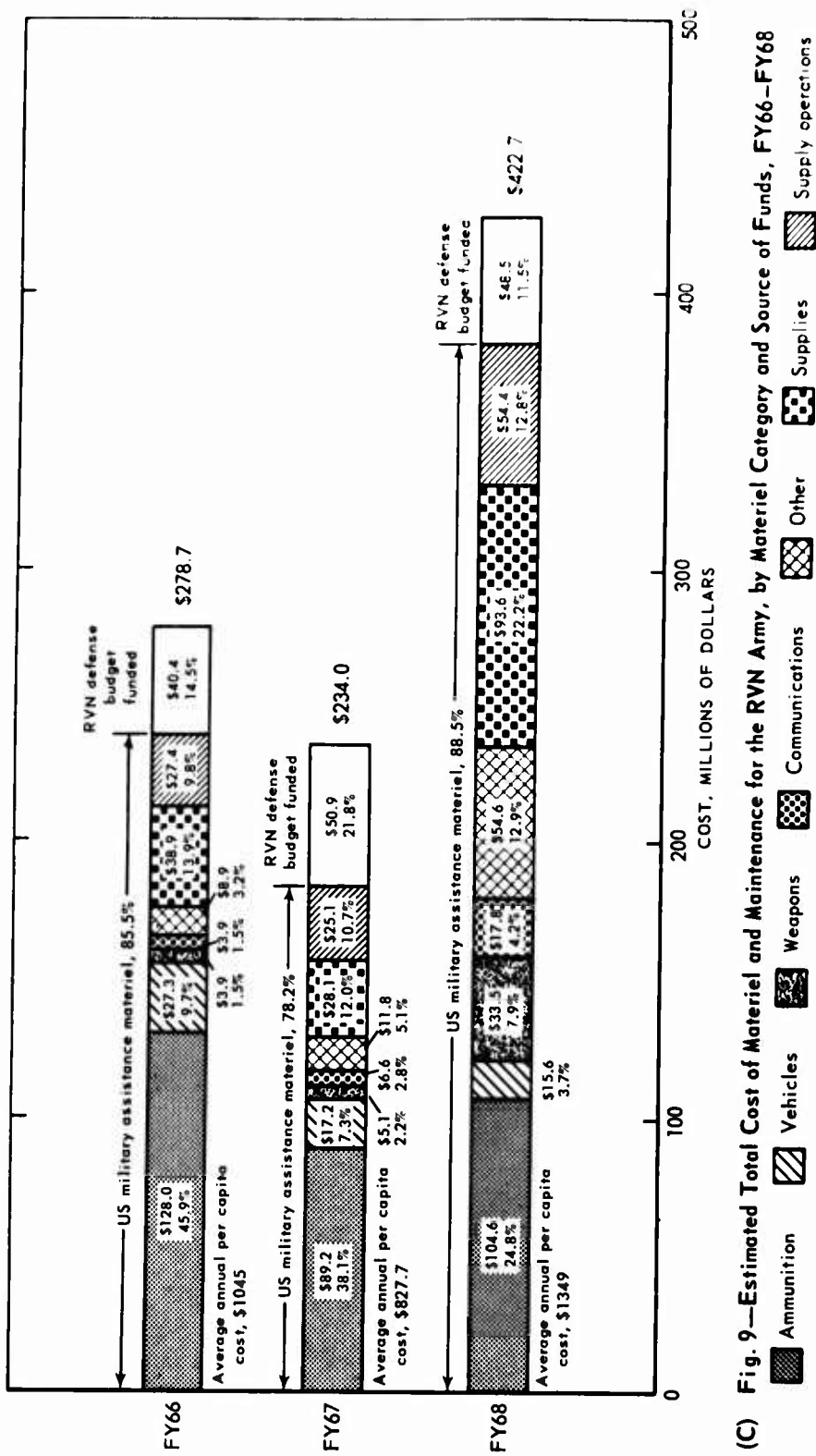
#### CONSTRUCTION AND MAINTENANCE OF FACILITIES

(U) Figure 12 shows the estimated cost of construction and maintenance of facilities for the RVN Army. Detailed data are in App C. The data on construction are based on information furnished by HQ USMACV, Engineer Advisory Division, and not on the RVN defense budgets. The data on maintenance are based on the RVN defense budgets. The decrease in FY68 is attributed primarily to the aftereffects of the Tet offensive of February 1968.

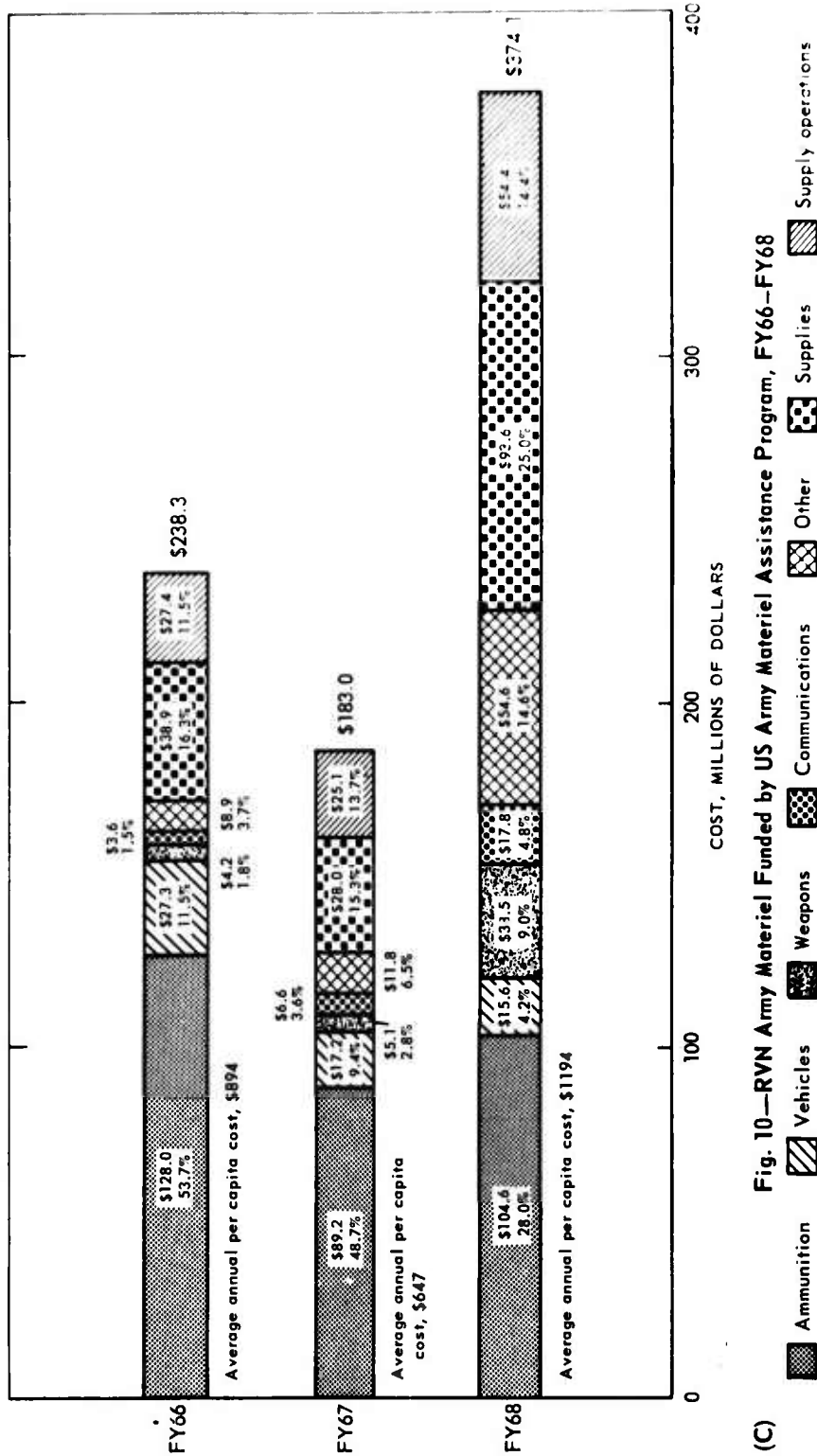
(U) In FY68, unlike other years, there was considerable construction of housing, funded through the RVN defense budget, for dependents of RVN Army personnel. However, the AID RVN Army self-help dependent housing construction program, funded through the OMA, was not operative in FY68.

#### TRAINING

(U) The training programs of the RVN Army follow the usual US Army patterns of schools and unit training. To overcome shortages in facilities and qualified personnel, use is made of offshore schools for training selected RVN Army personnel. One of the major forms of US training support is the provision of US military personnel as advisers to various activities, headquarters, and units. About 6000 US Army personnel were assigned to field advisory duties with the RVN Army and sector and subsector headquarters at the end




(C) Fig. 9—Estimated Total Cost of Materiel and Maintenance for the RVN Army, by Materiel Category and Source of Funds, FY66–FY68

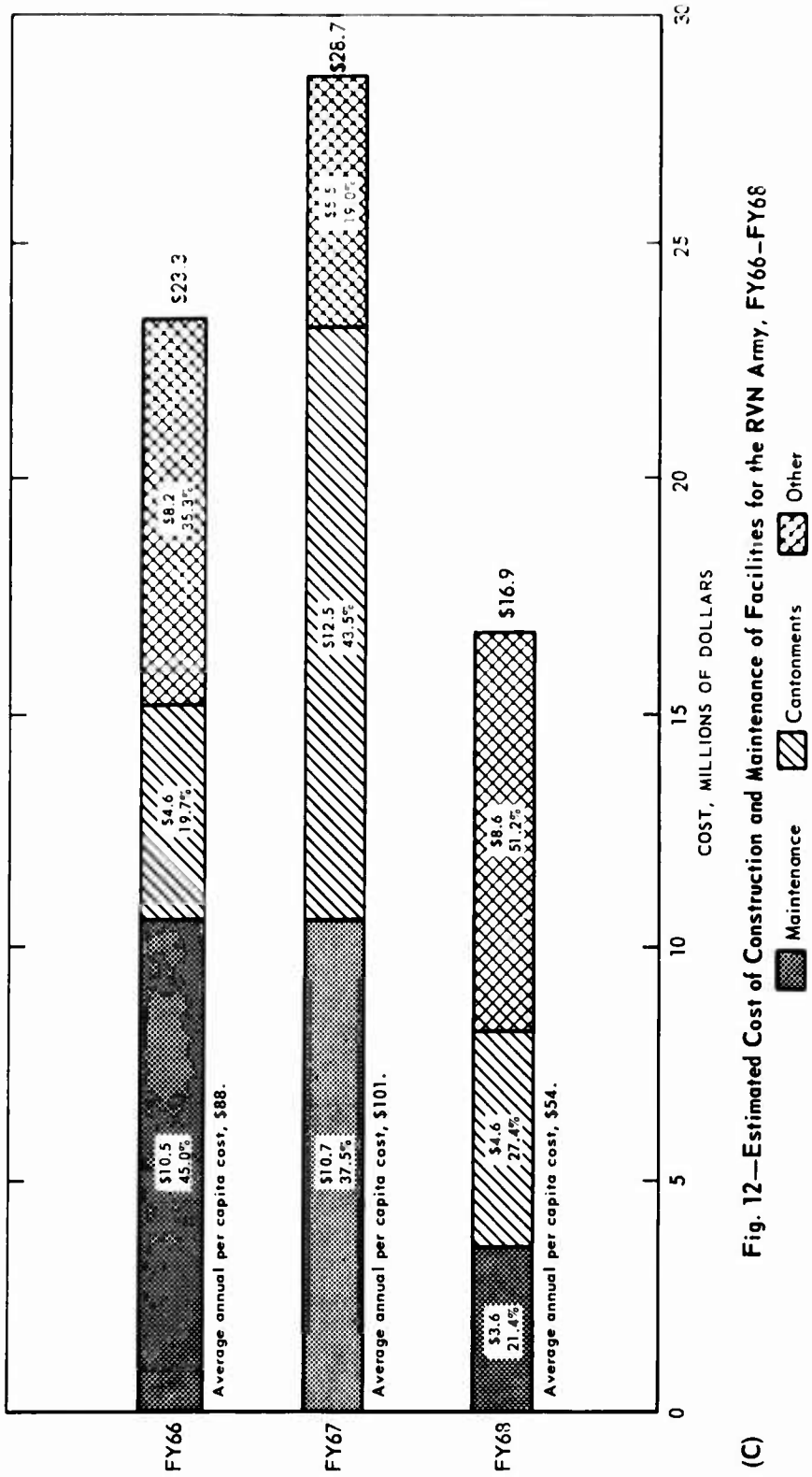


(C) Fig. 10—RVN Army Materiel Funded by US Army Materiel Assistance Program, FY66—FY68



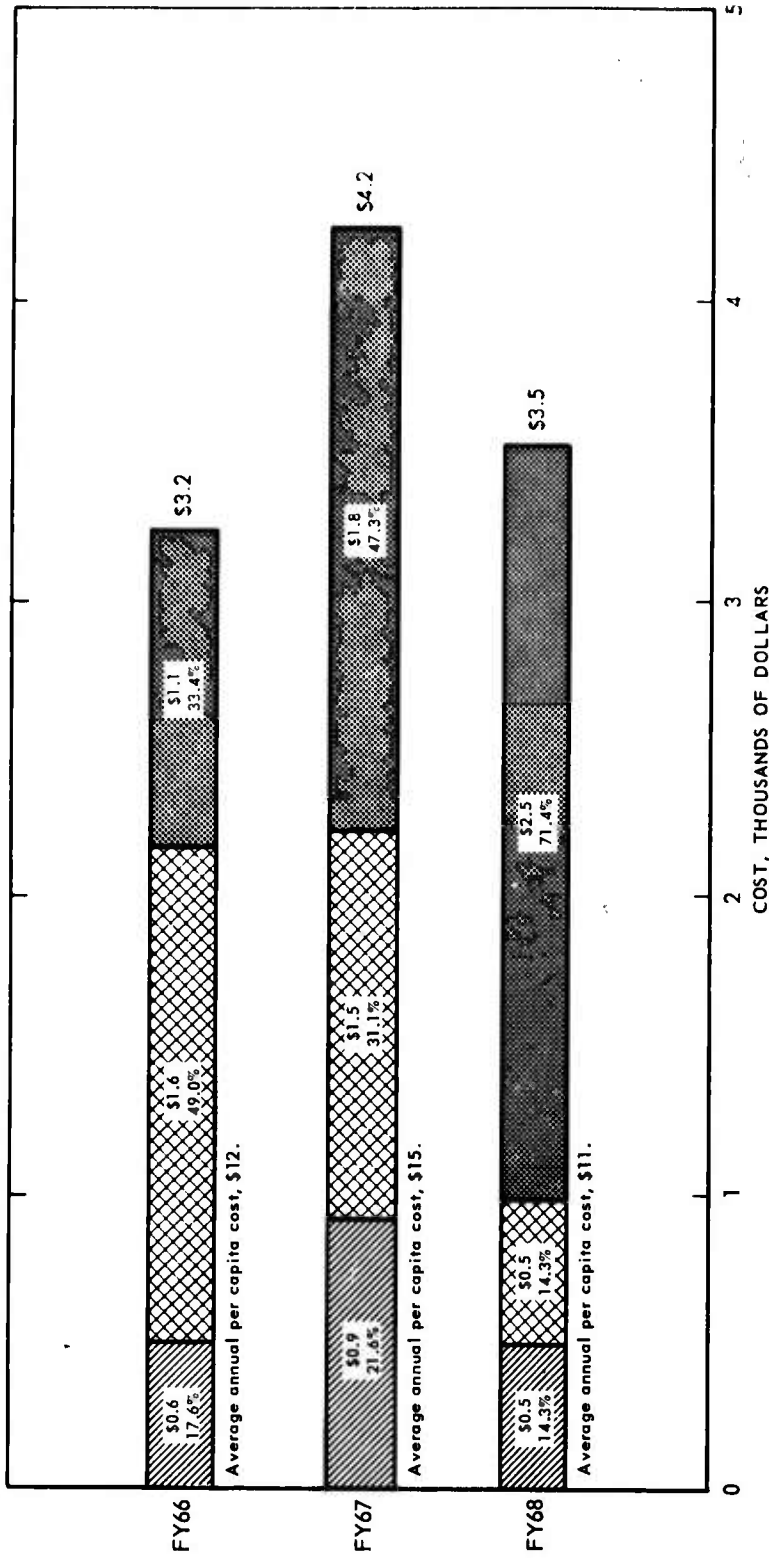


(C) Fig. 11—RVN Army Materiel and Maintenance Funded by the RVN Defense Budget, FY66—FY68



(C) Fig. 12—Estimated Cost of Construction and Maintenance of Facilities for the RVN Army, FY66–FY68





(C) Fig. 13—Estimated Cost of RVN Army Training, by Source of Funds, FY66—FY68

# CONFIDENTIAL

(U)

of May 1968.<sup>9</sup> The costs associated with this field advisory effort are not included in this study.

(U) The major sources of funding for RVN Army training are US MASF programs and the RVN defense budget. US military assistance programs provide all the funds for offshore schooling and some of the funds for in-country training, particularly for construction of training facilities and provision of some training equipment. It is surmised that most training equipment was drawn from general stocks. Figure 13 shows the estimated costs of RVN Army training. Detailed data are in App C.

## MILITARY PAY AND PERSONAL ALLOWANCES

(U) The greatest part of the RVN defense budget is devoted to the pay of RVN Army military personnel and personal allowances. In CY66-CY68 about 75 percent of the RVN defense budget (in piasters) was devoted to pay and allowances of military personnel. Figure 14 shows the estimated costs of the RVN Army pay, personal allowances, and subsistence. The portrayal of the data in Fig. 14 is affected by the devaluations of the piaster. Detailed data including average pay scales are in App C. The RVN Army pay system is described in Ref 10.

## OTHER RVN ARMY COSTS

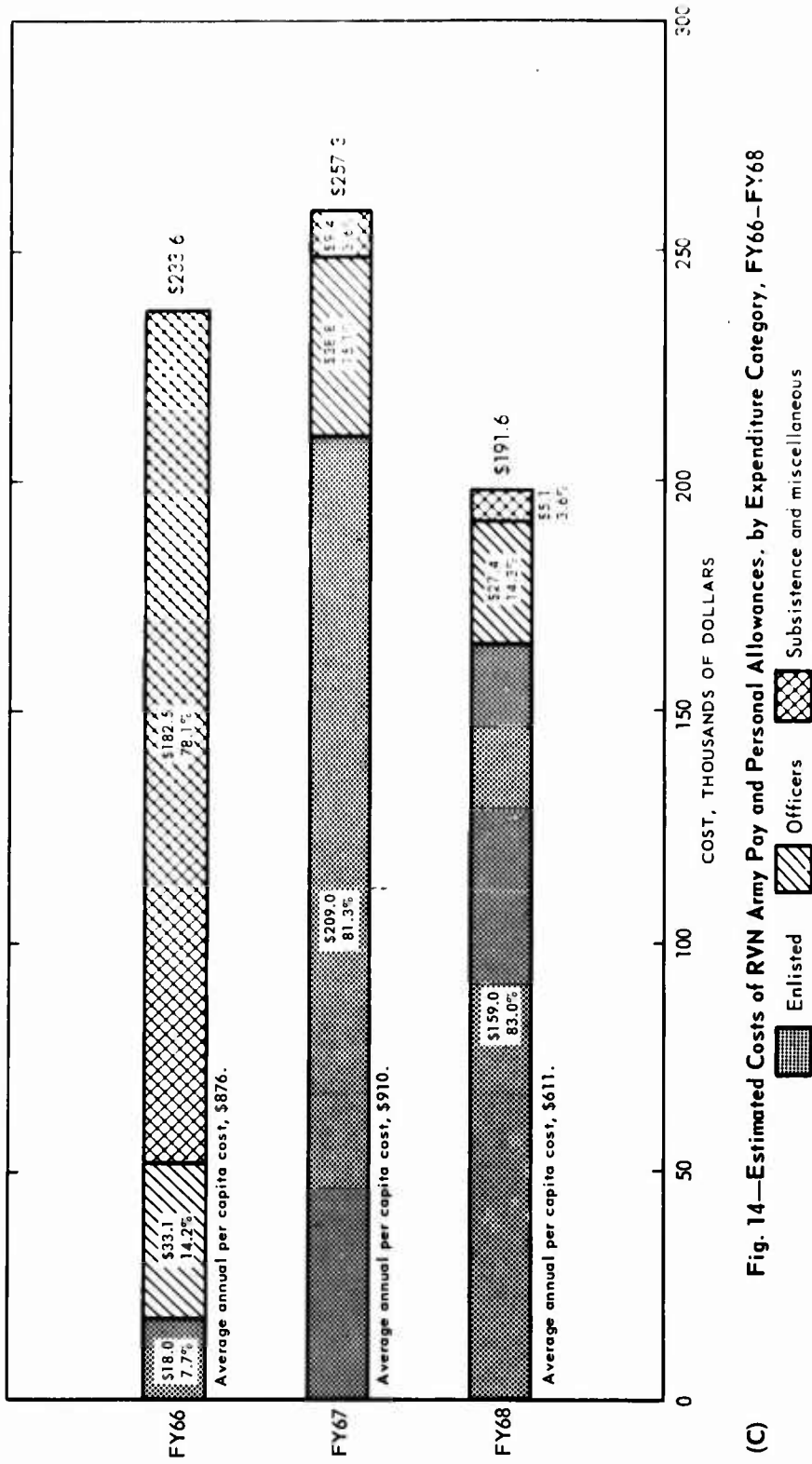
(U) In addition to the costs described, there were additional costs for a variety of miscellaneous activities and agencies. These costs for FY68 are estimated to be about \$8.6 million, less than 2 percent of the estimated total cost of support of the RVN Army. Detailed data are in App C.

## RECAPITULATION

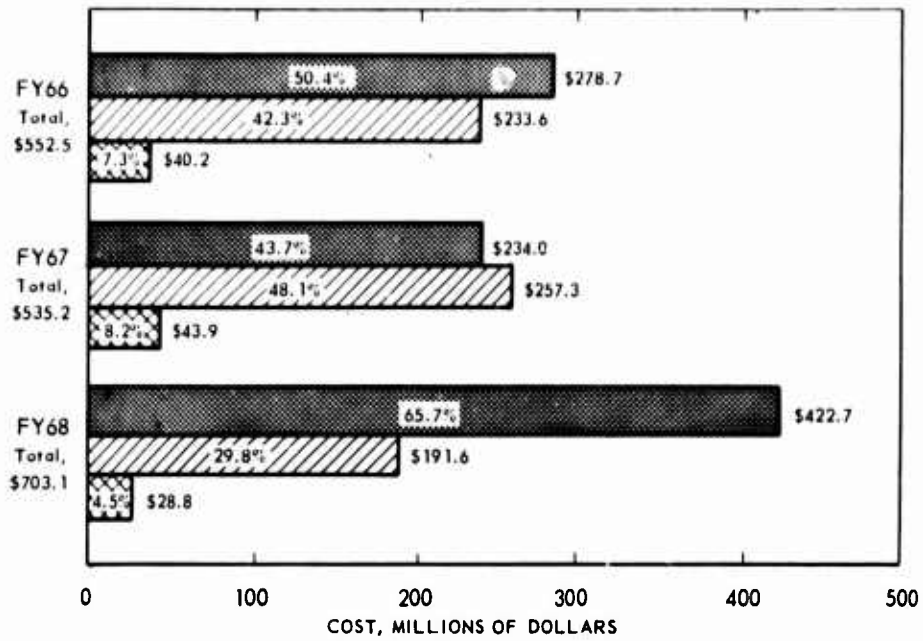
(U) Figures 15 and 16 show the estimated total cost of support of the RVN Army in dollars and dollar equivalents in terms of distribution by major functional categories and annual per capita costs. The annual piaster increase in expenditures for pay and allowances tends to be masked by the devaluations of the piaster during the period FY66-FY68 and the fact that over half the expenditures for pay and allowances came from RVN funds. Figure 17 shows the fund sources for the total costs of the RVN Army. RVN funds increased each year in terms of piasters and in the percentage of the total in terms of dollars and dollar equivalents.

(U) During FY66-FY68 there were significant variations in the expenditures for US MASF materiel. In FY68 the total expenditures and the percentage for weapons increased greatly because of deliveries made in support of expansion and modernization of the RVN Army. The variations in selected categories are shown in Fig. 18. Ammunition was the highest-cost single item of



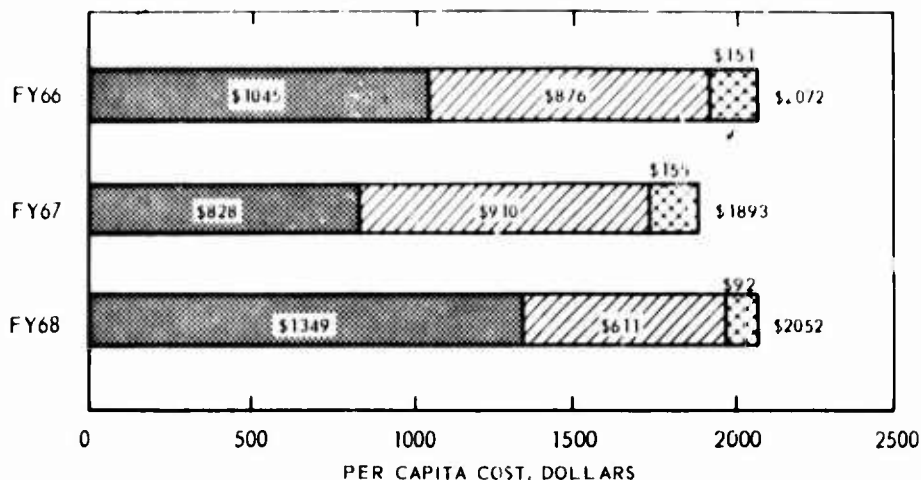


(C) Fig. 14—Estimated Costs of RVN Army Pay and Personal Allowances, by Expenditure Category, FY66—FY68



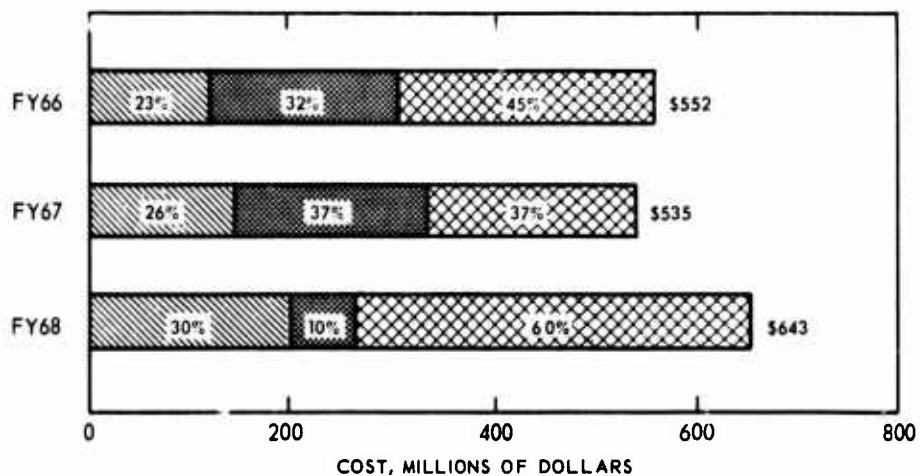
(C) Fig. 15—Estimated Direct Cost of the RVN Army, by Functional Category, FY66-FY68

■ Materiel and maintenance    ▨ Pay and allowances    ▩ Other



(C) Fig. 16—Estimated Average Annual per Capita Cost of the RVN Army, by Functional Category, FY66—FY68  
Based on assigned strength.

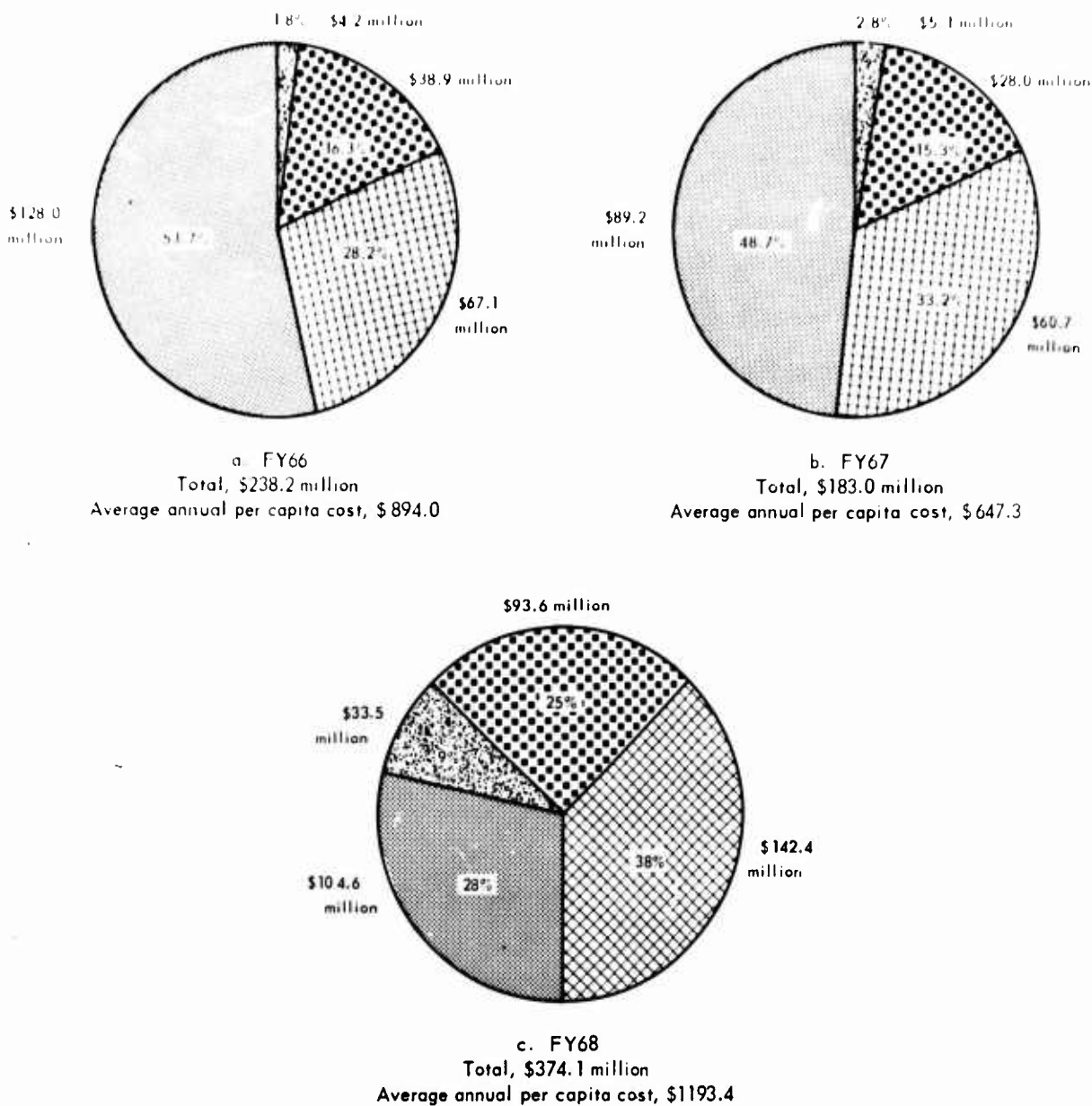
Materiel and maintenance
  Pay and allowances
  Other



(C) Fig. 17—Estimated Total Cost of Support of RVN Army, by Funding Source, FY66—FY68

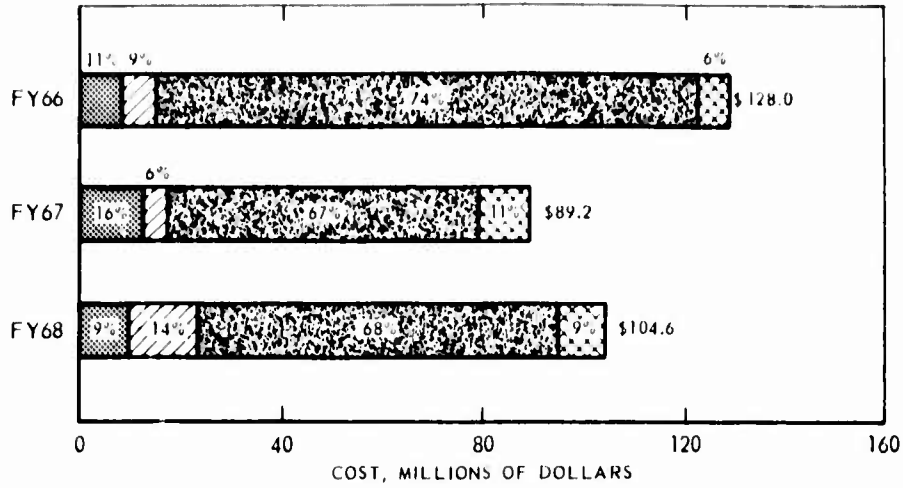
RVN funds
  US support of RVN budget
  US military assistance support

**CONFIDENTIAL**



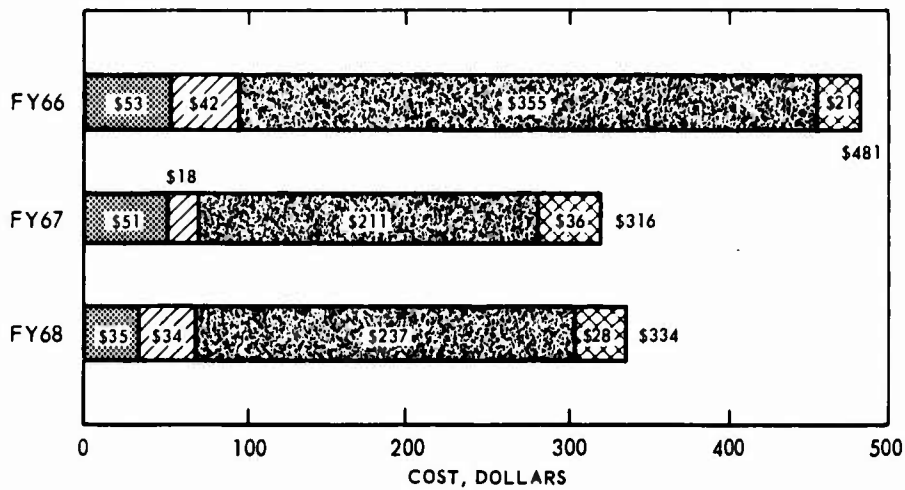
(C) **Fig. 18—Relation of Selected Categories to Total Cost of US Military Assistance Materiel and Maintenance for the RVN Army, FY66—FY68**  
 Cost of supply operations for each category not included.

Ammunition
  Weapons
  General supplies
  Other



(C) **Fig. 19—Estimated Total RVN Army Ammunition Costs, by Weapon Type, FY66–FY68**  
Exclusive of cost of supply operations.

Small arms
  60- and 81-mm mortar
  Artillery
  Other



(C) **Fig. 20—Annual RVN Army per Capita Ammunition Costs, by Weapon Type, FY66–FY68**

Small arms
  60- and 81-mm mortar
  Artillery
  Other

(U)  
 materiel and maintenance for the RVN Army. Figure 19 shows the distribution of the ammunition costs, less cost of supply operations. Figure 20 shows the distribution of ammunition costs in terms of annual per capita costs. The variation among years in Fig. 20 is due in part to changes in annual average assigned strengths.

# CONFIDENTIAL

## Chapter 3

### REGIONAL FORCES AND POPULAR FORCES

#### BACKGROUND

(U) The RF are a lightly equipped force designed for rural area operations in company and platoon strengths within the protective shield of the RVN Army. RF personnel are normally recruited and stationed in their home provinces. The PF are a rural militia, with the platoon as the largest unit, normally stationed in the villages where they are recruited.

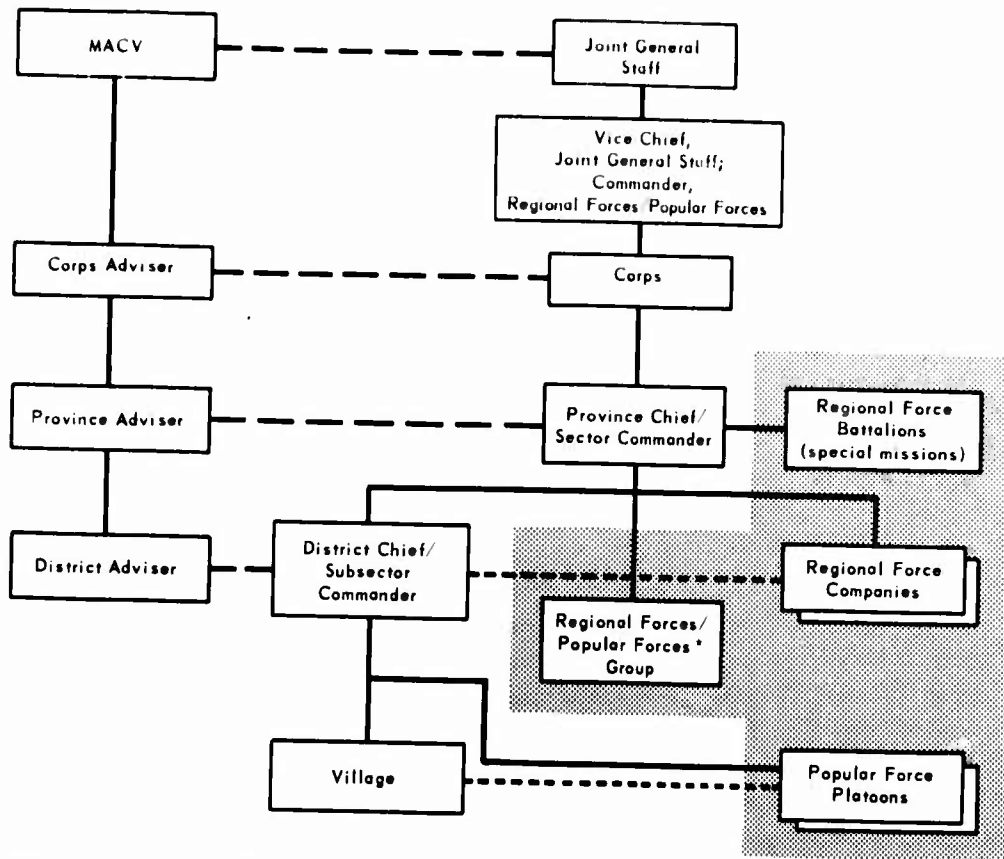
(U) Both the RF and PF were initially under the control of the president of the RVN and his appointees such as the province chiefs. Over the years the RF and PF were integrated into the RVN Army structure. Despite the nominal command assumed by the RVN Joint General Staff and the RVN Army, the RF and the PF remained under the control of the province and district chiefs respectively. Figure 21 shows the ostensible control of the RF and PF at the end of FY68. References 1 and 2 contain brief accounts of the development of the RF and PF, and Ref 11 contains descriptions of their tactical operations and administrative support.

#### FORCE STRUCTURE

(U) The force structure of the RF is based primarily on rifle companies, boat companies for inland waterway patrol, separate mechanized platoons, and administrative and direct-support logistic companies. In FY68 a new element, the RF/PF Group Headquarters, was created to control RF companies and PF platoons at either the province or district level as required. The platoon is the only force-structure unit in the PF. Detailed data on the authorized force structures for the RF and PF are in App D. Organizational charts, including major equipment items, are in RAC-TP-333.<sup>1</sup>

#### STRENGTH

(C) The assigned strength of the RF and the PF increased during FY68 with the greatest increase occurring during the second half. The increase in strength resulted in about 20 percent more RF rifle companies and PF platoons

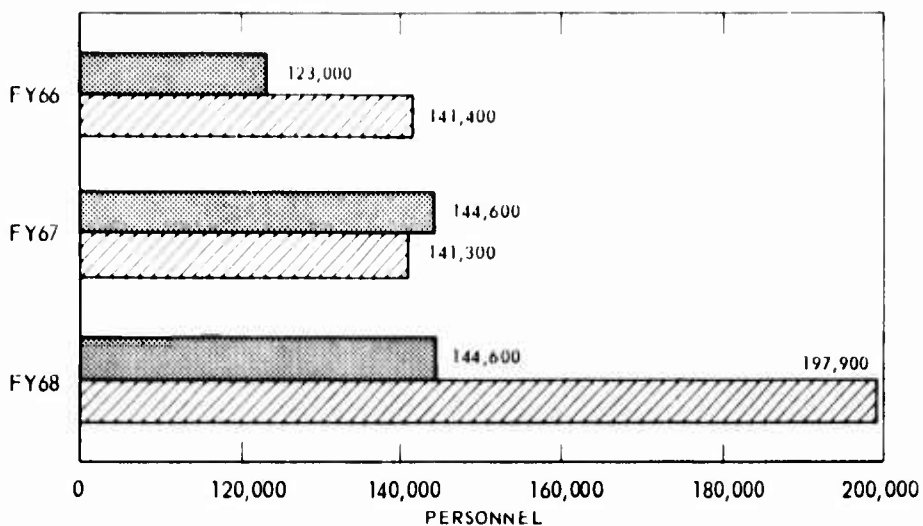


(C) Fig. 21—Control of Regional Forces and Popular Forces

\*Employed either at province or district level.

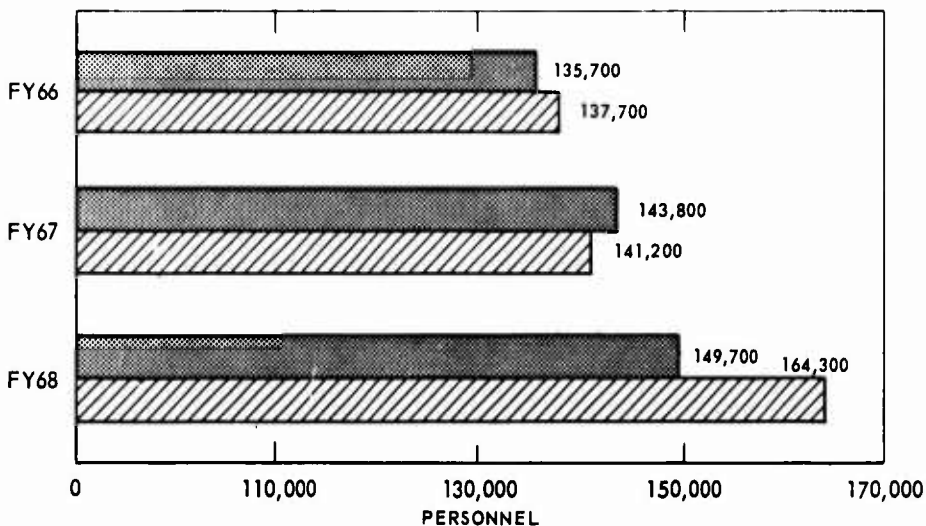
— Command — — Advise - - - - Operational control

**CONFIDENTIAL**



(C) **Fig. 22—Regional Forces Monthly Average and Year-End Assigned Strengths, FY66–FY68**

■ Monthly average    ▨ Year-end



(C) **Fig. 23—Popular Forces Monthly Average and Year-End Assigned Strengths, FY66–FY68**

■ Monthly average    ▨ Year-end

(C) at the end of the fiscal year. Figures 22 and 23 show the monthly average and year-end assigned strengths of the RF and PF, respectively. Detailed data are presented in App D. The unprogrammed surge in assigned strength during the second half of FY68 tends to distort factors based on annual average per capita strength. This distortion is particularly true for factors related to US materiel, which is usually delivered a year after it has been programmed.



## CONFIDENTIAL

(U) Both the RF and PF have been characterized by considerable personnel turnover. Detailed data on personnel turnover are in App D.

### LOGISTICS

(U) Logistical functions for the RF and PF are performed by the provincial administrative and direct-support logistical company. Functions include requisitioning, transporting, and issuing supplies, equipment, and materials; transporting troops; and second-echelon and limited third-echelon maintenance of the equipment of the supported units. Limited medical treatment is also provided. The company is logistically supported by the RVN Army technical service direct-support units and field depots of the Area Logistics Command (ALC).

### MATERIEL AND MAINTENANCE

(U) All the weapons, equipment, and ammunition for the RF and PF are furnished through US MASF programs. In addition to the materiel identified in Ref 12 as being shipped for the RF and PF, it is believed that additional materiel is provided by the RVN Army. There are no known data on costs of maintenance, repair parts, and attrition replacement specifically for the RF and PF. These costs are included in the data on the RVN Army described in Chap. 2, and it is surmised that they are less than 4 percent of the total RVN Army expenditures for materiel and maintenance.

(U) The available data on materiel and maintenance costs of the RF and PF funded through the RVN defense budget are based on technical services and do not permit separation of materiel costs from maintenance costs. Additionally, most of these costs were estimated by allocation procedures described in App B. In FY68 almost all the materiel and maintenance expenditures for the RF and PF funded by the RVN defense budget were from RVN funds. Data on inventory and densities of weapons and vehicles of the RF and PF are in App D.

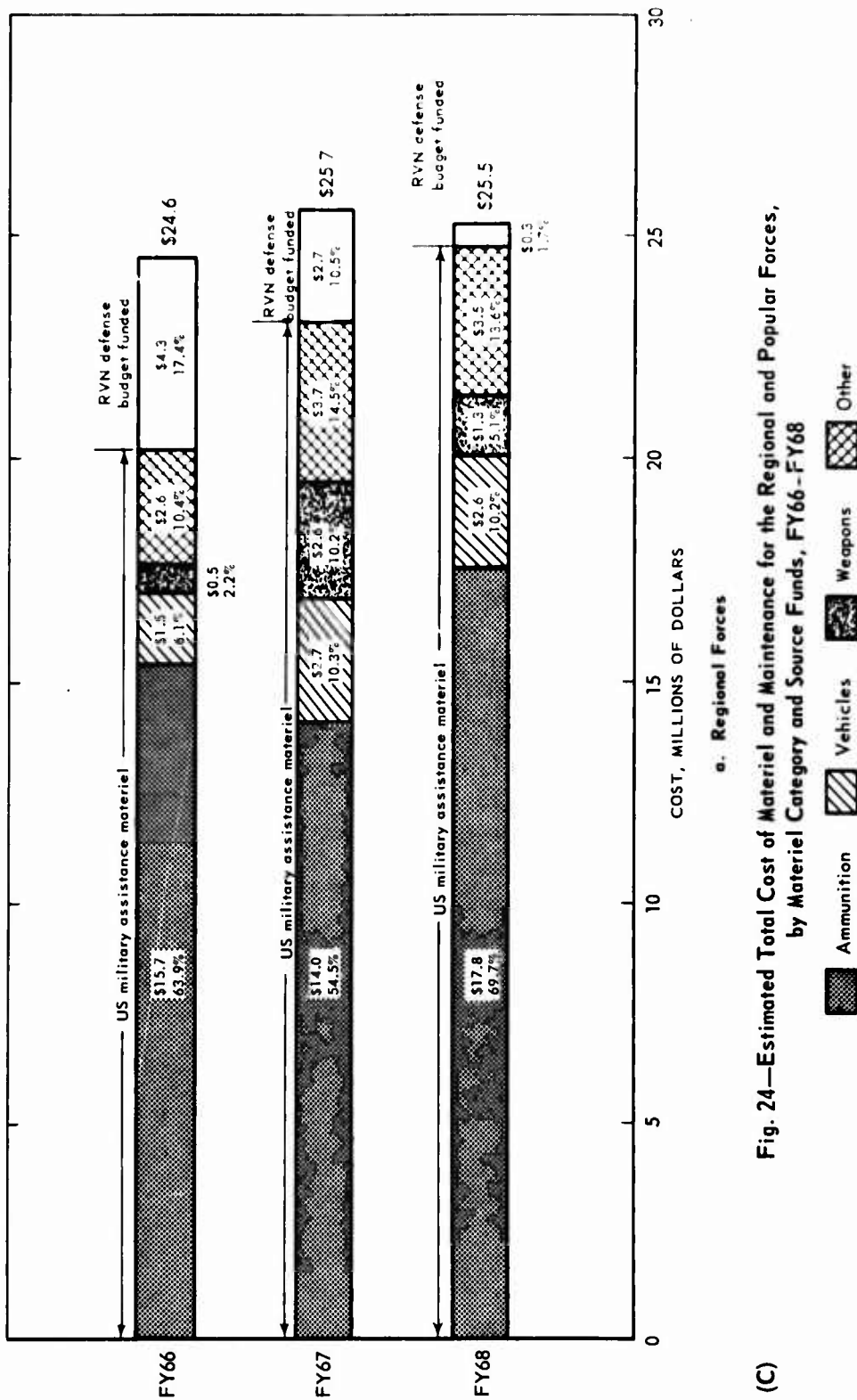
(U) Figure 24 shows the estimated total expenditures for materiel and maintenance for the RF and PF. Detailed data are in App D. The increase in US military assistance materiel reflects the increased US emphasis in strengthening the RF and PF. The decrease in support funded through the RVN defense budget reflects the devaluations of the RVN piaster during the period FY66-FY68.

### CONSTRUCTION AND MAINTENANCE OF FACILITIES

(U) During FY68 there was considerable construction of cantonments and housing for dependents for the RF funded by military assistance funds. Construction for the PF, except for training facilities, was limited to the AID program for self-help construction of dependent housing through OMA funds. The cost of construction in FY68 for the RF was about 4 percent of the estimated total cost of the RF. The cost of construction for the PF in FY68 was about 3 percent of the estimated total cost of the PF. Detailed data are in App D.

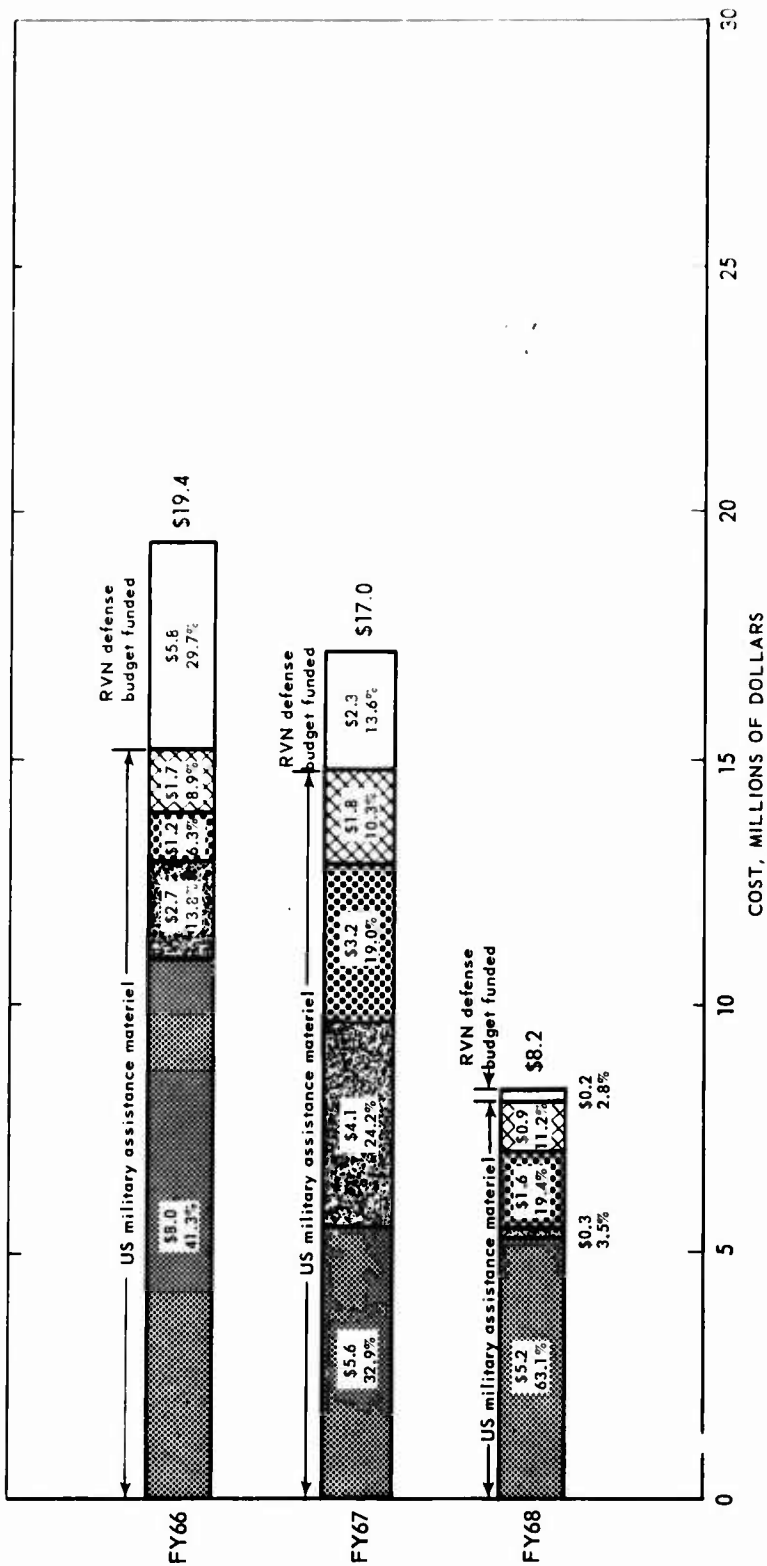
**RAC**

CONFIDENTIAL



(C) Fig. 24—Estimated Total Cost of Materiel and Maintenance for the Regional and Popular Forces, by Materiel Category and Source Funds, FY66-FY68





b. Popular Forces

Fig. 24 (continued)

Ammunition
  Weapons
  Supplies
  Other

(C)

# CONFIDENTIAL

## TRAINING

(C) Expenditures for training of the RF and the PF were primarily for in-country costs at national and provincial training centers. (See Ref 11 for a list of these centers.) Training outside the RVN was negligible. The largest single item of cost was construction of training facilities—about 45 percent of \$424,000 for training of the RF and about 84 percent of \$1,003,000 for training of the PF. The total costs are probably a little understated, because it is probable that some training aids and equipment were made available from RVN Army stocks. Detailed data on all costs of training are in App D.

## PAY AND ALLOWANCES


(C) The largest single item in the costs of the RF and PF is pay and allowances. Figure 25 shows the estimated costs of pay and allowances for the RF and PF. The data in Fig. 25 showing US support of the RVN budget include the cost of the US surplus agricultural commodities distributed to PF personnel and their dependents through the Catholic Relief Services. These commodities are considered in this study to be a form of pay. This distribution of commodities by the Catholic Relief Services ended in July 1968.<sup>13</sup> The portrayal of the data in Fig. 25 is distorted because of devaluations of the piaster. The decrease in total pay and allowances for the PF in FY68 is also due to lower expenditures for gratuities and subsistence furnished through the Catholic Relief Services. Detailed data on pay and allowances, including average pay scales, are in App D. Reference 10 describes the RF and PF pay system.

## OTHER COSTS

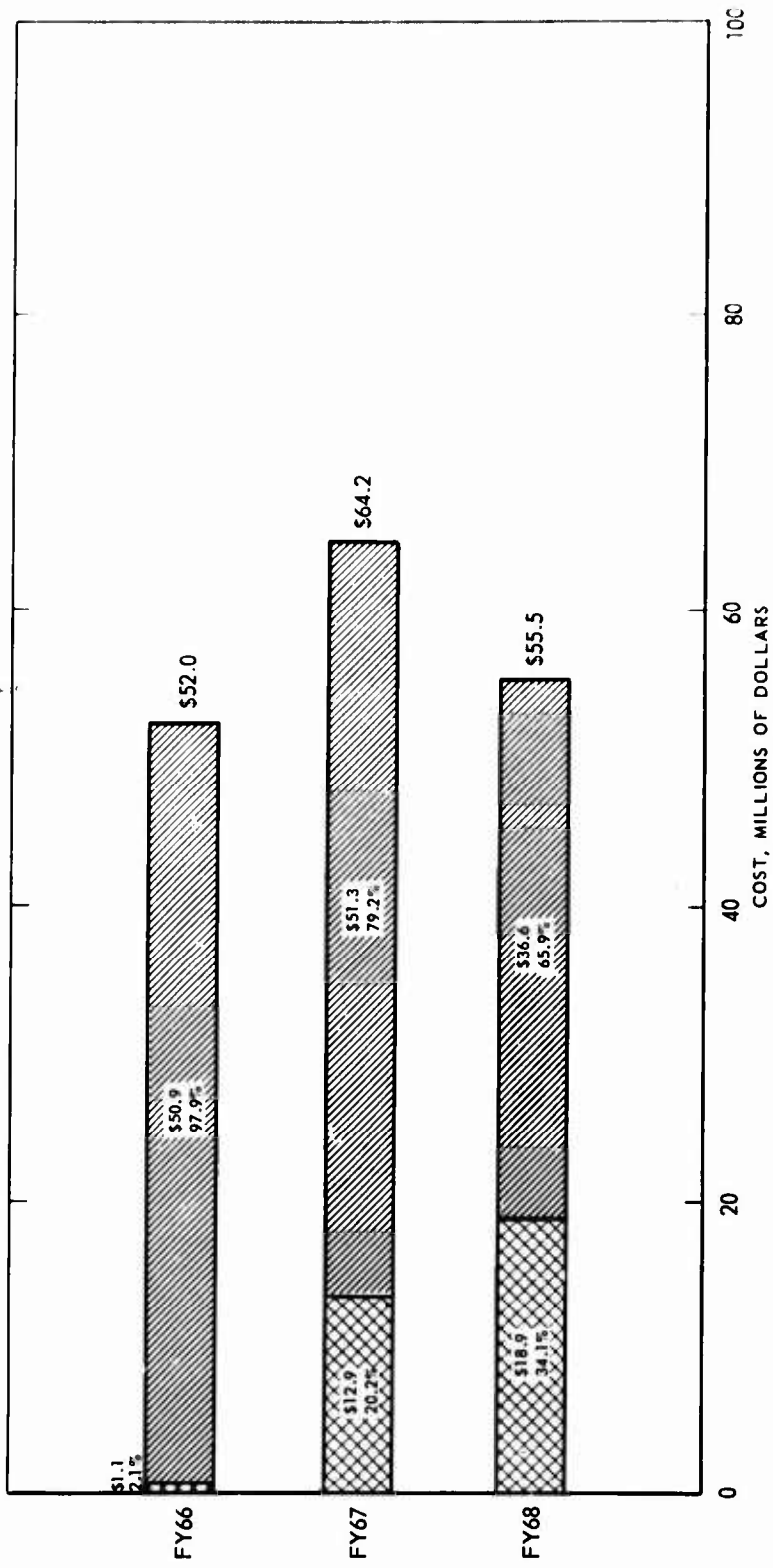
(C) In addition to the costs previously described, there were others for a variety of miscellaneous activities and agencies. These costs were determined by the use of allocation procedures described in App B. It is estimated that these costs in FY68 were about \$240,000 for the RF and \$160,00 for the PF. Detailed data are in App D.

## RECAPITULATION

(U) Figures 26 and 27 show the estimated total cost of support of the RF and PF in dollars and dollar equivalents in terms of distribution by major functional categories and annual per capita costs. The apparent general decrease in expenditures for pay and allowances both in absolute costs and percentage of total costs reflects the devaluation of the piaster during the period FY66–FY68 and the fact that about 77 percent of the RF and about 65 percent of the PF pay and allowances came from piaster funds that are portrayed as dollar equivalents.



(C) Fig. 25—Estimated Cost of Regional and Popular Forces Pay and Allowances, by Source of Funds, FY66—FY68



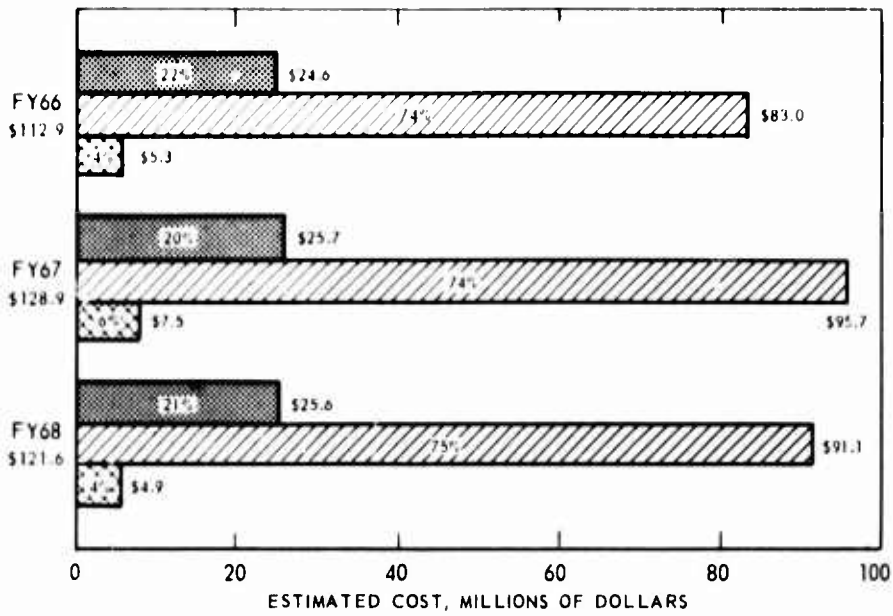
b. Popular Forces

Fig. 25 (continued)

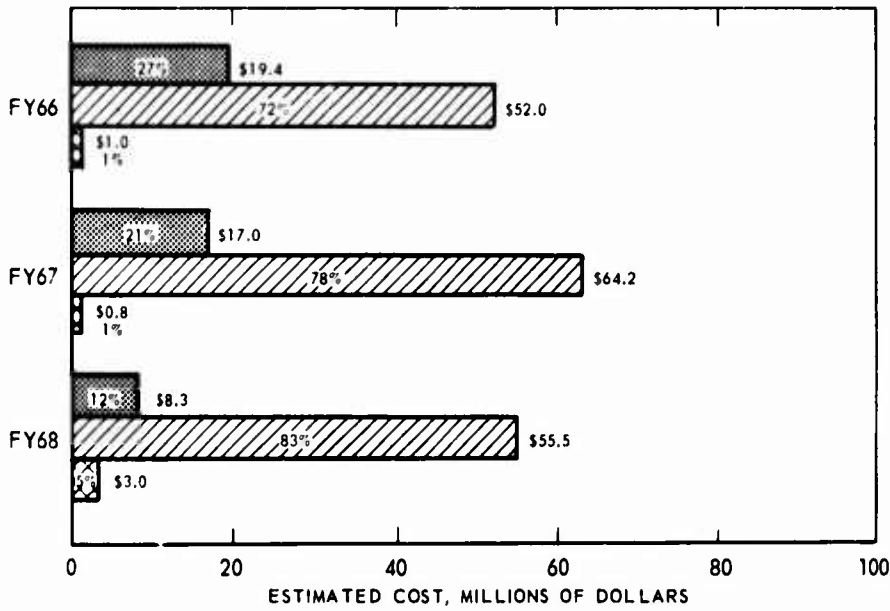
(C)



**CONFIDENTIAL**



a. Regional Forces

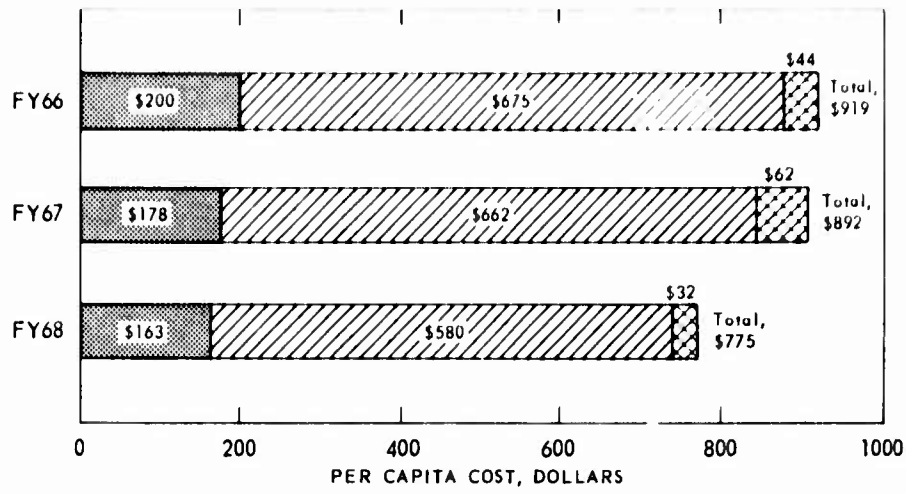


b. Popular Forces

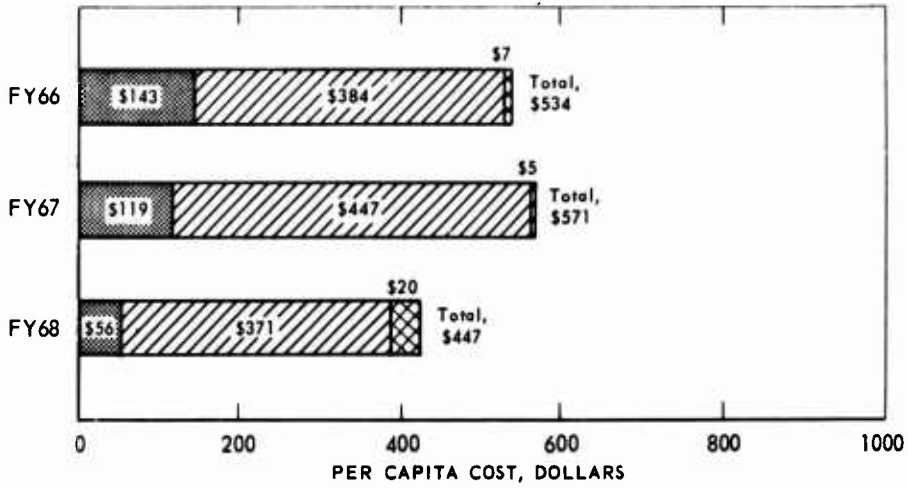
(C) Fig. 26—Estimated Cost of Regional Forces and Popular Forces, by Functional Category, FY66–FY68

Material and maintenance
  
 
 Pay and allowances
  
 
 Other

**CONFIDENTIAL**



**a. Regional Forces**




**b. Popular Forces**

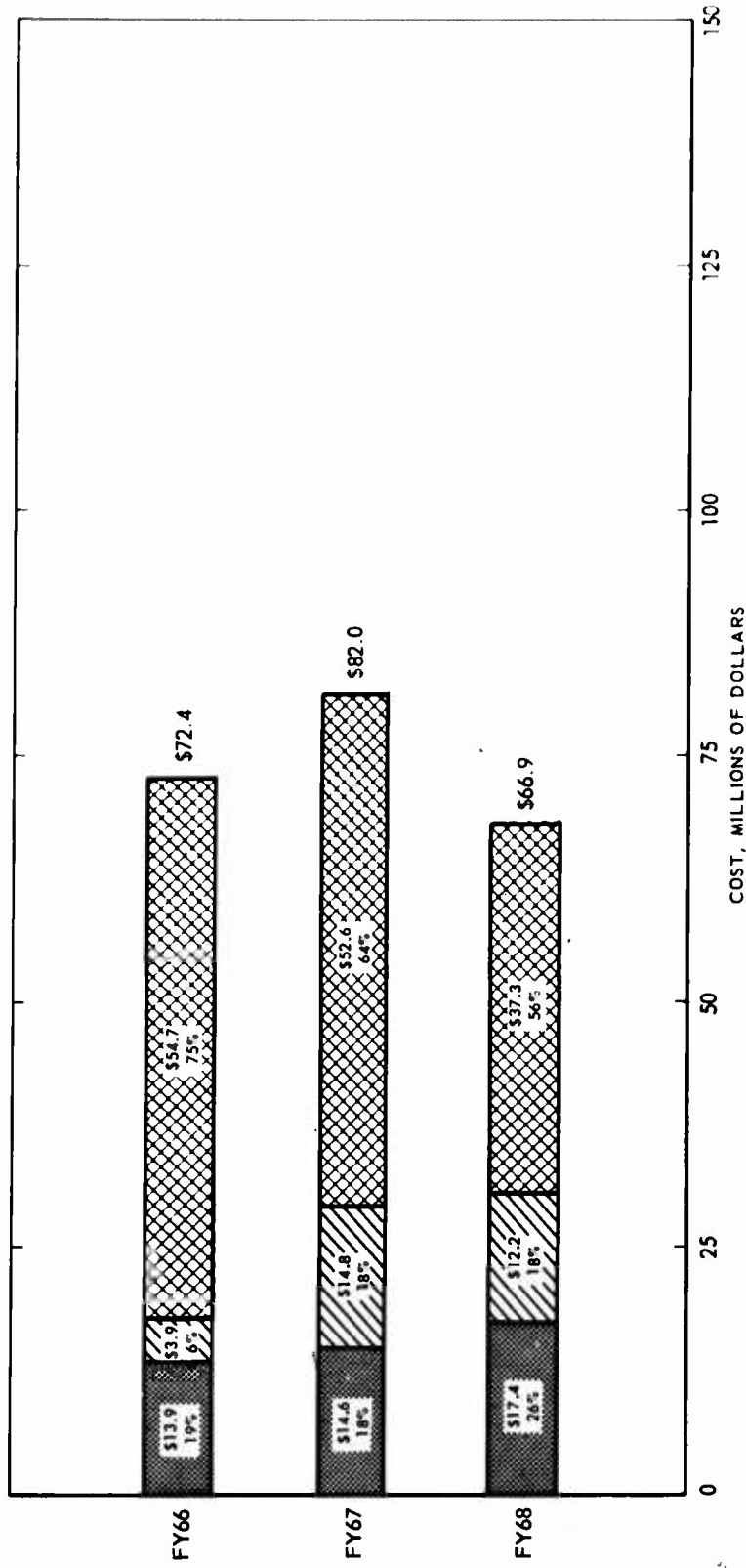
(C) **Fig. 27—Estimated Average per Capita Cost of Regional Forces and Popular Forces, by Functional Category, FY66–FY68**  
Based on assigned strength.

Materiel and maintenance
  Pay and allowances
  Other





(C) Fig. 28—Estimated Cost of the Regional and Popular Forces, by Funding Source, FY66–FY68

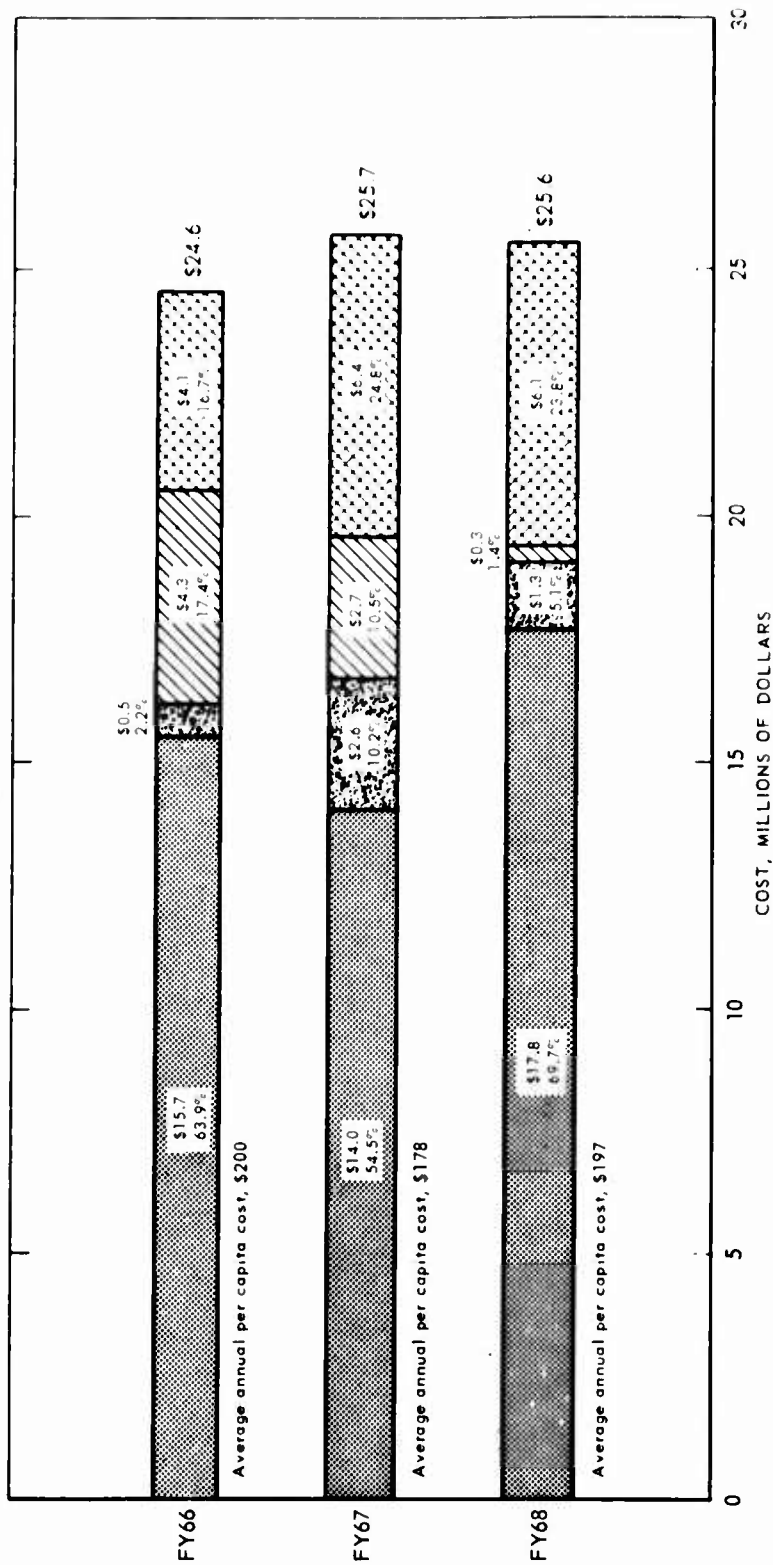


b. Popular Forces

Fig. 28 (continued)

(C)



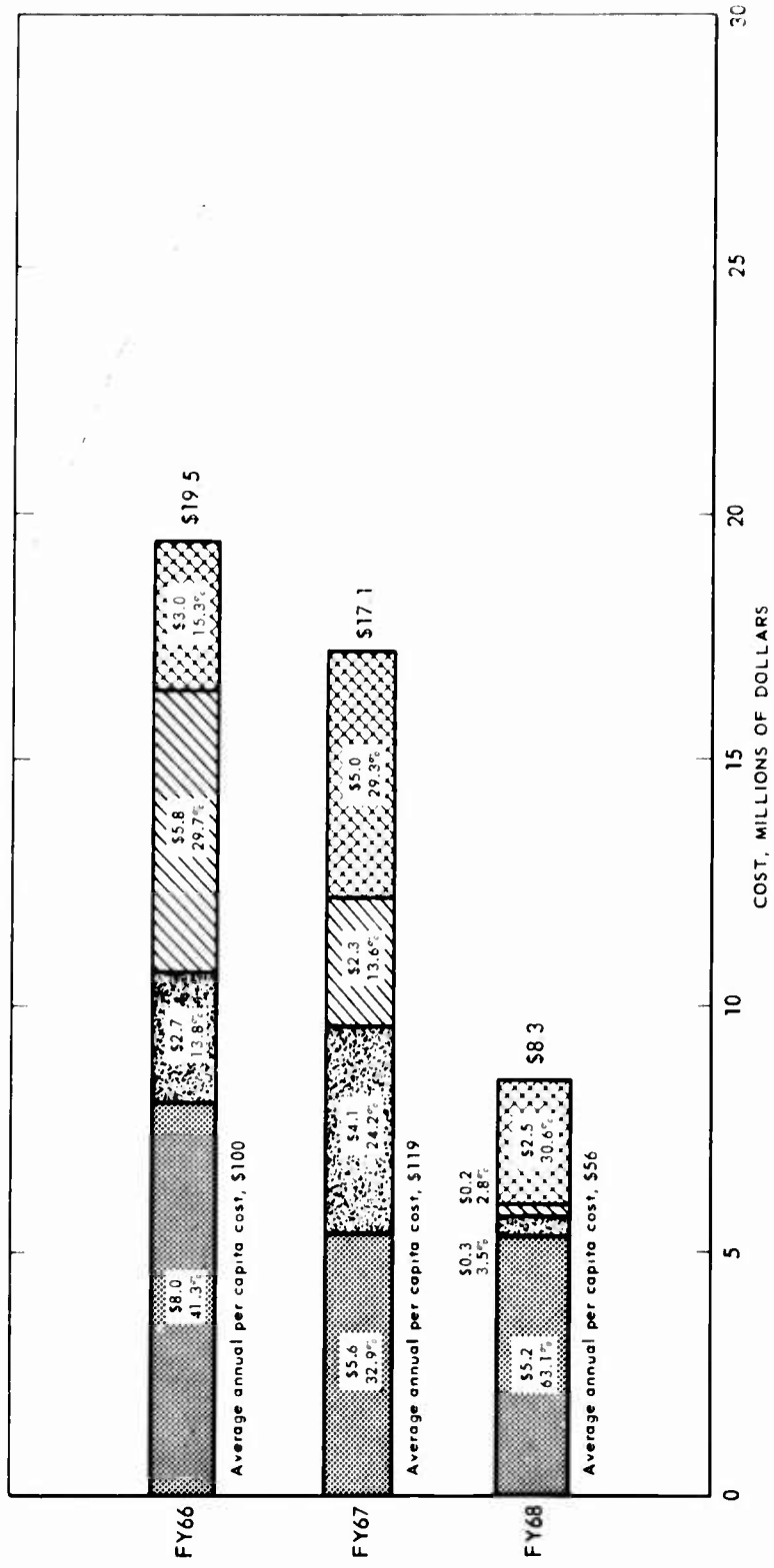


a. Regional Forces

Fig. 29—Distribution of Materiel Costs of the Regional and Popular Forces, FY66-FY68

(C)





b. Popular Forces  
Fig. 29 (continued)

(C)



## CONFIDENTIAL

(U) Figure 28 shows the fund sources for the total costs of the RF and PF. The total level of US support in FY68 for the RF was a little lower than in FY67, and the total level of US support for the PF increased slightly over FY67. The cost of materiel furnished in FY68 through US MASF programs for the RF changed little from FY67 and increased slightly for the PF.

(U) During FY66-FY68 there were significant variations in the expenditures for US MASF materiel as shown in Fig. 29. For example, the expenditures for weapons delivered in FY68 were a smaller percentage of the total cost than in FY67. This decrease is probably due to the completion of an earlier phase in the program to increase the effectiveness of the RF and the PF. Detailed data on these variations are in App D.

# CONFIDENTIAL

## Appendix A

### BACKGROUND INFORMATION

<b>US Army Military Assistance Service Funded Operations in Support of the RVNAF</b>	46
Introduction (46)—Responsibilities for Programming (46)	
<b>Funding</b>	49
<b>The RVNAF Logistical System</b>	50
Overall Organization (50)—RVN Army Logistical Organization (52)— RVN Army Technical Services (52)	
<b>Figures</b>	
A1. Procurement Planning for US Army Military Assistance Materiel for the RVNAF from the CONUS	47
A2. Supply of US Army Military Assistance Materiel to the RVNAF from the CONUS	48
A3. RVNAF Organization for Logistics	51

# CONFIDENTIAL

## US ARMY MILITARY ASSISTANCE SERVICE FUNDED OPERATIONS IN SUPPORT OF THE RVNAF<sup>14-16</sup>

### Introduction

(C) US Army MASF operations for support of the RVNAF are patterned after those used when such military assistance was funded through the Department of Defense (DOD) Military Assistance Program (MAP). The MASF System is designed to relieve the MAP program of support of active hostilities and to eliminate distortion in MAP programs of other countries due to diversion of MAP funds to meet requirements in the RVN. The MASF procedures used by the US Navy and US Air Force to support the RVNAF do not exactly parallel those of the US Army.

(U) The US Army materiel and services furnished under MASF are funded by the appropriations PEMA, OMA, MCA, and MPA with some procurement through the Army stock funds. Under MASF, RVN requirements are financed as direct requirements as opposed to reimbursable requirements under MAP procedures. US Army ammunition supply for RVN forces parallels the normal procedures used for US forces and is described in AR 725-55.<sup>17</sup>

(U) Figure A1 shows the flow of planning for procurement of US military assistance materiel from the continental US (CONUS). Figure A2 shows the supply of US Army military assistance materiel from CONUS for the RVNAF.

### Responsibilities for Programming

(U) The headquarters and agencies involved in MASF operations and their basic responsibilities are as follows:

(U) Office Secretary of Defense (OSD) and Joint Chiefs of Staff (JCS). Approves the force structure and major equipment items to be supported.

(U) HQ USMACV. Approves RVNAF tables of organization and equipment (TOEs) and tables of allowances (TAs) in coordination with the RVN.

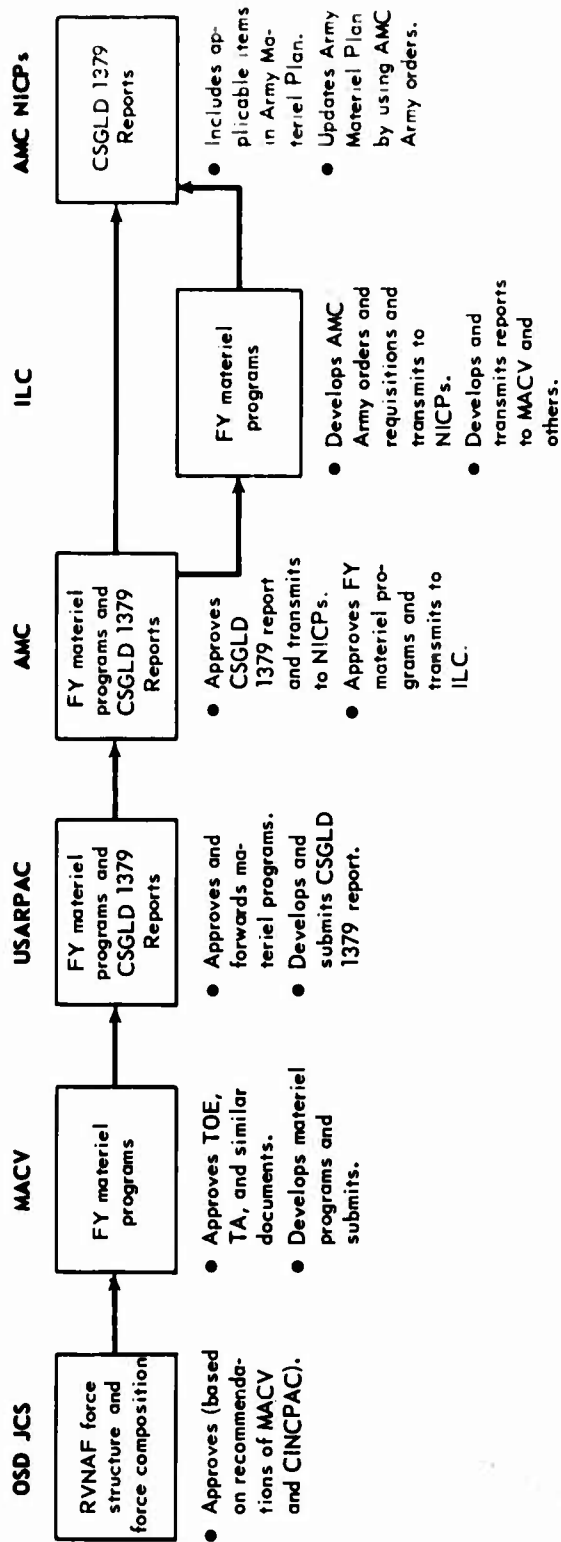
(U) Develops requirements for maintenance float and replacement of losses.

(U) Develops a program of total requirements for materiel and services for the current fiscal year and 4 consecutive years. The total requirements for any given year are known as the program for that year. The program is stated in terms of defined and dollar-value lines. A defined line lists specific end items by quantity and unit of issue other than dollars. A dollar-value line represents a requirement for certain services or commodities (normally repair parts and secondary items) for which the requirement is measured only in dollars.

(U) Submits total program to US Army, Pacific (USARPAC) and Commander in Chief, Pacific (CINCPAC).

RAC

# CONFIDENTIAL



(U) **Fig. A1—Procurement Planning for US Army Military Assistance Materiel for the RVNAF from the CONUS**



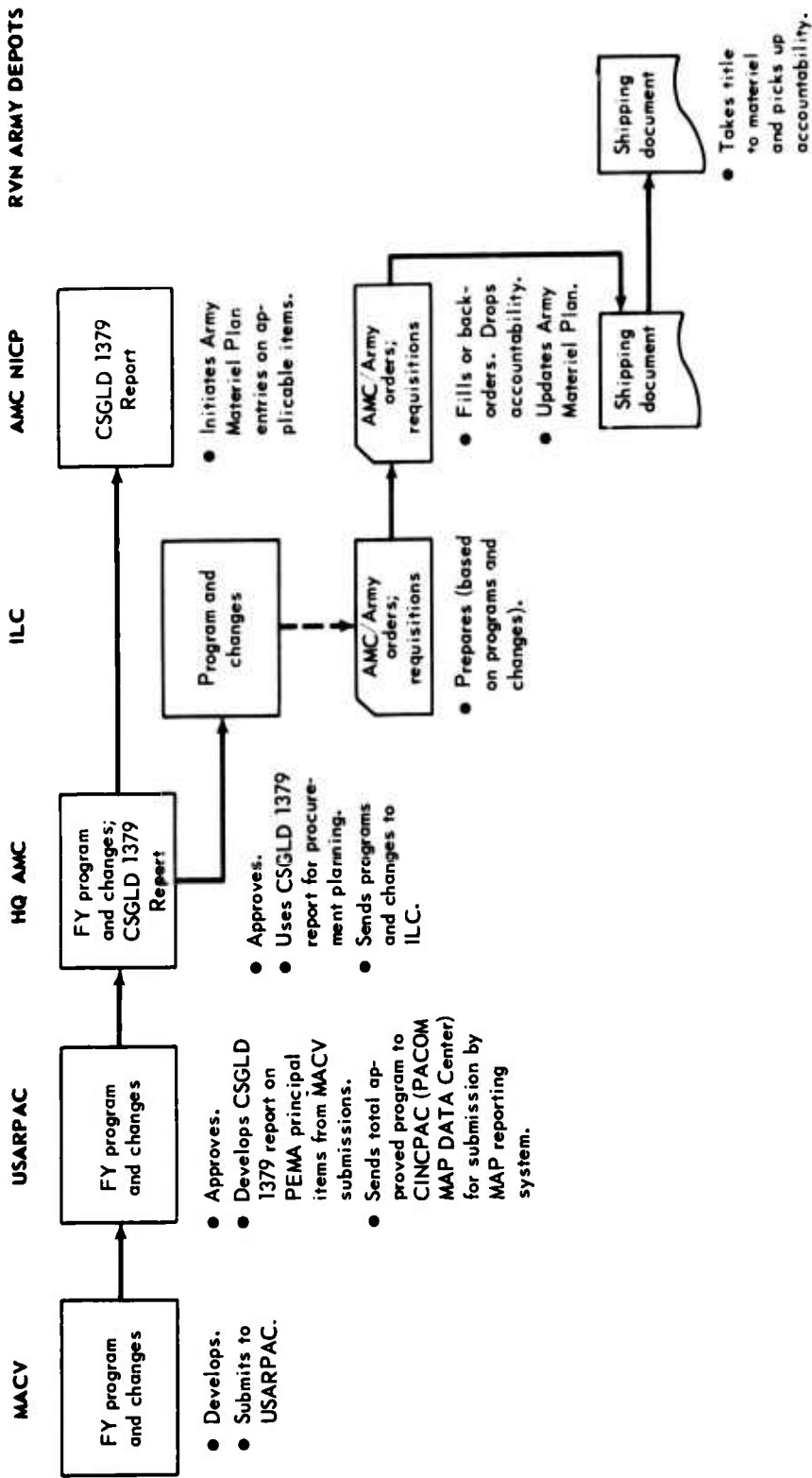


Fig. A2—Supply of US Army Military Assistance Materiel to the RVNAF from the CONUS

(U)

## CONFIDENTIAL

(U) USARPAC. Approves, in coordination with Pacific Command (PACOM), the HQ USMACV program and submits it to HQ Army Materiel Command (AMC) and Department of the Army (DA) through the facilities of the CINCPAC MAP data base. (The CINCPAC MAP data base puts the approved program into the computer formats prescribed by Refs 18 and 19.)

(U) Prepares estimates of future materiel requirements.

(U) AMC. Approves and directs materiel requirements and programs.

(U) HQ AMC approves the USMACV program pertaining to materiel requirements (principal and secondary items) and transmits the approved program to the International Logistics Center (ILC). The ILC develops and transmits AMC/Army orders and requisitions to the appropriate AMC commodity commands and non-AMC supply agencies. The ILC also receives from all supply agencies data on value of requisitions and shipments and prepares and distributes supply status delivery and program progress reports. The commodity commands and non-AMC supply agencies take appropriate procurement and shipment action on the materiel requirements. They also take necessary action with HQ USMACV to suggest the use of substitute or alternate items to expedite procurement or facilitate maintenance. The commodity commands, through their National Inventory Control Points (NICPs), also include proposed requirements (prepared by USARPAC) in appropriate DA programming documents such as the Army Materiel Plan.

(U) Deputy Chief of Staff for Military Operations (DCSOPS). Approves those parts of the USMACV program pertaining to offshore training after review and recommendations by Commander in Chief, US Army, Pacific (CINC-USARPAC) and CINCPAC. The expenditure of MPA funds (primarily for subsistence supplies) and OMA for training is approved by the Deputy Chief of Staff for Personnel (DCSPER).

### FUNDING

(U) Funding of PEMA (including secondary items) and Army-managed stock fund items are budgeted for and managed by AMC. Stock funds are reimbursed for items issued from OMA funds managed by USARPAC. OMA funds in support of RVNAF (BP 2000, BP 2100, BP 2200, BP 2300, BP 2400)\*,<sup>20</sup> are budgeted for and managed by USARPAC. BP 2200 funds for accessorial changes, logistics management, and related expenses are also budgeted for by Deputy Chief of Staff for Logistics (DCSLOG) and AMC. MPA funds are budgeted for and managed by DCSPER. MCA funds are budgeted for and managed by Office, Chief of Engineers (OCE).

(C) In the operation of MASF, the MACV program is revised frequently. Within the limitations of the force structure and major equipment items approved by OSD/JCS, there were flexible ceilings on funds for military assistance for the RVNAF during FY68. As necessary, additional funds were made available by reprogramming actions by the DA staff within the total US Army appropriation.

\*(U) See Army regulation 37-100<sup>20</sup> for definition of these BP funds. BP 2100 funds for school costs within the CONUS are managed by DCSPER.

## CONFIDENTIAL

# CONFIDENTIAL

## THE RVNAF LOGISTICAL SYSTEM<sup>21</sup>

### Overall Organization

(U) Figure A3 shows the logistics organizational structure of the RVNAF at the end of FY68.

(U) The Minister of National Defense is responsible to the Prime Minister for national defense and the armed forces. His responsibilities include:

(a) Proposing to the Prime Minister all tentative budgets, plans, and general projects on the distribution and use of resources and means.

(b) Proposing plans for mobilization of national resources, manpower, and materials to meet national defense and armed forces requirements and to carry out these plans.

(U) The Chief, Joint General Staff, RVNAF, is responsible to the Prime Minister and the Minister of National Defense for the command of the armed forces including:

(a) Publishing logistics plans and national resources plans.

(b) Executing the budget for the entire armed forces.

(U) Air Force and Navy Headquarters are responsible for the organization, training, logistical support, and employment of their subordinate units in compliance with the common policy of the RVNAF.

(U) The Office of the Deputy Chief of Staff for Logistics, Joint General Staff, handles joint logistics problems and also acts as the logistics staff for the RVN Army, which has no separate headquarters as such. The DCSLOG guides or operates logistic activities in all units, coordinates within the Joint General Staff to establish joint logistics plans, and directs all logistic activities throughout the RVNAF. He is also the Commander of the Central Logistics Command and directly controls and commands these logistical organizations:

(1) Central Procurement Office, RVNAF

(2) Quartermaster Agency

(3) Ordnance Agency

(4) Transportation Agency

(5) Medical Agency

(6) Signal Agency

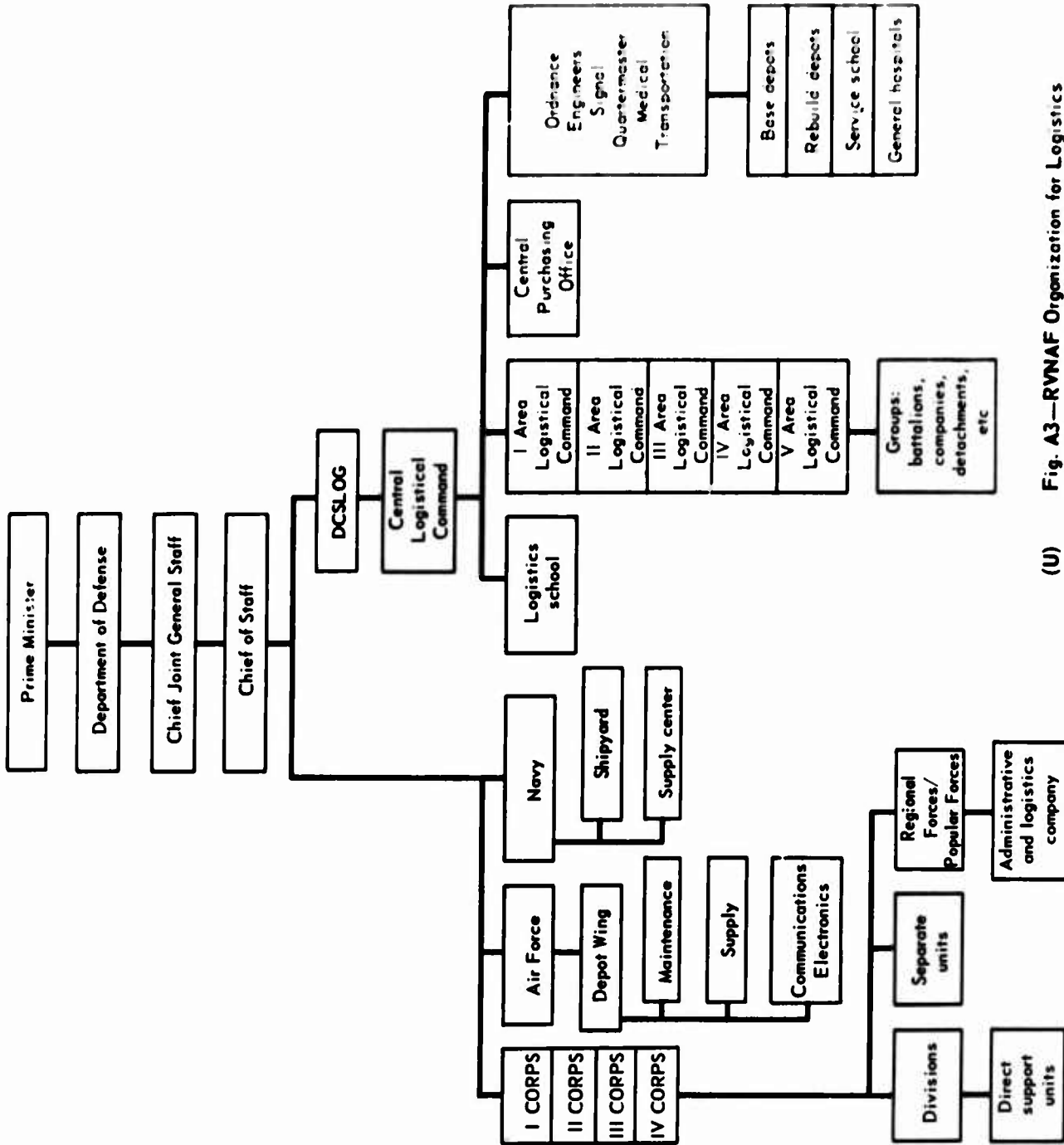
(7) Engineer Agency

(8) Commissary Directorate, RVNAF

(9) Logistical Management School, RVNAF

(10) ALC

(U) There are five technical services (Signal, Ordnance, Quartermaster, Engineer, and Medical) that provide common item supply support to the Army, Navy, and Air Force. Activities of these technical services are directed by the DCSLOG/Commander, Central Logistics Command, RVNAF. The commanders of the Air Force and Navy have under their command installations that provide logistic support peculiar to aircraft and naval vessels respectively. Five ALCs provide direct and general support to the Corps Tactical Zones and the Capital Military District. These logistics commands are commanded by the DCSLOG in his role as Commander of the Central Logistics Command.



(U) Fig. A3—RVNAF Organization for Logistics



# CONFIDENTIAL

## RVN Army Logistical Organization

(C) The logistic system centers around a complex of five technical service base depots located in the Saigon area. The base depots issue to the field depots in the respective corps areas, which in turn issue either directly to the using units or direct support companies. The various Technical Services command the base depots and logistic units not assigned to the Corps or the ALCs and exercise technical supervision, including technical inspection, over the technical service units assigned to ALCs.

(C) The logistic support for the Corps and Capital Military District is provided by five ALCs, which command and control logistic units and installations, including the Military Property Construction Offices in their areas. ALC boundaries are not the same as the Corps boundaries in all cases. ALCs support the RVN Army, Air Force, Navy, RF, and PF on common service items and Free World Military Assistance Forces (FWMAF) on designated items. Each ALC has various field depots, general support maintenance units, and direct support units that provide logistic support on an area basis.

## RVN Army Technical Services

(C) The Engineer Agency is immediately subordinate to the DCSLOG/Commander, Central Logistics Command for both command and staff matters. The Chief, Engineer Agency, fills a dual role of commander and staff officer. In his capacity of commander he commands the 40th Engineer Base Depot, the National Geographic Service and 1st Topographic Company, and exercises technical supervision of the 12 area Military Property Construction Offices, and operational control of certain engineer construction groups. All other engineer organizations are under Corps or ALCs. In his staff role the Chief, Engineer Agency, advises all echelons on engineer doctrine, employment, topography, construction, and supply and maintenance matters.

(U) The Medical Agency exercises command control over the 70th Medical Base Depot and technical control over field medical depots in the ALCs. Hospitals, separate dispensaries, and divisional medical units are provided logistic support from field depots located in each Corps Tactical Zone. The RVN medical depots serve all RVNAF including the RF and PF.

(C) The Signal Agency commands the RVN Army Signal Corps (except communication operations) and provides logistical service. As Commander of the Signal Corps, the Chief, Signal Agency, RVNAF, is responsible to the Joint General Staff. He is responsible to the Central Logistics Command for signal logistical support of the RVN Army and for signal items common to all elements of the RVNAF. He directly commands the 60th Signal Base Depot and exercises technical supervision over the signal units assigned to the ALCs. The RVN Army Signal logistical organization consists of a base depot located in Saigon, a Capital Military District Direct Support Company, and five support battalions, one located in each ALC. Each signal support battalion consists of a supply and maintenance company and a direct-support company. Most signal supplies are received in-country through the 60th Signal Base Depot, which issues to the Capital Military District Support Company and the five Signal Field Depots. The Signal Field Depots issue to the units and activities in their area of responsibility. The 60th Signal Base Depot performs backup

## CONFIDENTIAL

(C)

fourth- and fifth-echelon maintenance to include rebuild of selected items. The direct-support units perform third echelon and fourth echelon maintenance. Evacuation of equipment requiring higher echelon maintenance is the reverse of supply distribution.

(U) The Quartermaster Agency operates under direction of DCSLOG/Commander, Central Logistics Command, RVNAF and is responsible for logistic operations of its services and installations. The Chief, Quartermaster Agency exercises technical supervision of quartermaster units within the ALCs.

(C) The Ordnance Agency is immediately subordinate to the DCSLOG/Commander, Central Logistics Command, RVNAF, and is responsible for technical supervision of the Ordnance School and all ordnance logistic support provided through ordnance base and field units. He is also responsible for technical inspection of ordnance equipment. The Chief of Ordnance Agency exercises command supervision over the 20th Ordnance Supply Base Depot, the 80th Ordnance Rebuild Base Depot, the 50th Ammunition Storage Base Depot, the 55th Ammunition Storage Base Depot, and the 801st Collection and Classification Company. All other ordnance organizations are under the command of divisions and ALCs. Each ALC is authorized a medium-support ordnance battalion (commonly referred to as an ordnance service center or OSC) and supporting ordnance maintenance, supply, and ammunition companies.

(C) The Directorate of Defense Transportation (Military Transportation Agency) is a special staff section under the DCSLOG/Commander, Central Logistics Command. The Director is responsible for providing transportation services for the movement of persons and things for the RVNAF and other governmental agencies as directed. This Directorate has operational planning and training functions but does not have a supply mission.

## CONFIDENTIAL

**Appendix B**  
**ALLOCATIONS**

<b>Introduction</b>	56
<b>RVN Defense Budget</b>	56
<b>US Military Assistance Materiel, Less Ammunition</b>	56
<b>US Military Assistance Materiel—Ammunition</b>	76
<b>US Military Assistance Materiel—Non-RVN Forces</b>	80
<b>Tables</b>	
B1. RVN Defense Budget, CY67—CY68	57
B2. Total RVN Defense Budget Expenditures for Other Than Army, Regional Forces, and Popular Forces, FY68	63
B3. RVNAF Average Monthly Assigned Strength, by Service, FY68	67
B4. Total RVN Defense Budget Expenditures for RVN Army, FY67—FY68	68
B5. Total RVN Defense Budget Expenditures for Regional Forces, FY67—FY68	72
B6. Total RVN Defense Budget Expenditures for Popular Forces, FY67—FY68	74
B7. US Army Ammunition Deliveries for RVN Forces, FY67—FY68	77
B8. RVN Inventory of Selected Weapons, 30 June 1968	78
B9. US Military Assistance Materiel Expenditures for Non-RVN Forces in the RVN, FY68	80

## INTRODUCTION

(U) This appendix explains the procedures used to allocate the RVN defense expenditures and US military assistance materiel among the RVN Army, RF, and PF. Allocations are necessary because in a number of instances the basis for requisitioning is not a specific recipient but a theaterwide inventory of weapons or other classes of materiel. In the case of the RVN defense budget some expenditures are for classes of persons (e.g., officers) regardless of assignment to a specific military force.

## RVN DEFENSE BUDGET

(U) Table B1 shows the total RVN defense budgets for CY67 and CY68. Details of the subdivisions of articles of the RVN defense budgets are not shown. Totals are shown in thousands of piasters. Table B2 shows the expenditures by chapter and article considered not in support of the RVN Army, RF, and PF. In the preparation of Table B2 each item was examined and those not supporting the RVN Army, RF, and PF were identified. The FY68 average monthly assigned strengths were used to determine allocations among the RVN Army, RF, and PF for those expenditures that are stated in aggregate for the RVNAF, and depend on personnel strength, e.g., pay of officers. The strengths used and the resulting factors are listed in Table B3.

(U) The RVN defense budgets were converted from a calendar year basis to US fiscal year basis by adding the RVN July-December totals to the totals for the following January-June.

(U) Tables B4, B5, and B6 show the derived budgets for the RVN Army, RF, and PF respectively for FY67 and FY68 in terms of thousands of US dollars. The effective exchange rate for FY68 was 118 piasters per US dollar. In deriving the FY68 budgets it was assumed, based on the estimate of the Chief, Vietnam Advisory Division, Office of the Comptroller, HQ USMACV, that only 45 percent of the CY68 RVN defense budget was expended during the period 1 January-30 June 1968.

## US MILITARY ASSISTANCE MATERIEL, LESS AMMUNITION

(U) The specification of all US military assistance materiel, except ammunition, ordered for support of RVN forces includes an element code. This code identifies the intended recipient in terms of specific units or certain general-support purposes including attrition, modernization, and general support. The general-support-purpose materiel is provided primarily in support of the RVN Army. No data are available to indicate the amount of this support

(Continued on p 76)



TABLE B1  
RVN Defense Budget, CY67-CY68  
(In thousands of piasters)

Chapter and article	CY67			CY68		
	Total	US support	RVN support	Total	US support	RVN support
01 OFFICE, MINISTRY OF NATIONAL DEFENSE						
1 Salaries & Allowance	4,491	-	4,491	5,130	-	5,130
2 Representation Allowance	1,491	-	1,491	2,130	-	2,130
	3,000	-	3,000	3,000	-	3,000
02 OFFICERS PAY & ALLOWANCE						
1 Base Pay - Regular	4,050,604	2,330,922	1,719,682	5,965,329	-	5,965,329
2 Common Allowance-Regular	1,612,754	1,612,754	-	2,025,687	-	2,025,687
3 Special Allowance-Regular	1,038,975	-	1,038,975	1,608,469	-	1,608,469
4 Differential Pay	121,593	-	121,593	158,831	-	158,831
5 Per Diem-Regular	20,773	-	20,773	55,200	-	55,200
6 Base Pay-Regional	17,927	-	17,927	61,953	-	61,953
7 Common Allowance-Regional	277,688	277,688	-	522,137	-	522,137
8 Special Allowance-Regional	219,051	-	219,051	531,557	-	531,557
9 Per Diem-Regional	9,642	-	9,642	8,932	-	8,932
10 Provisional Pay Raise - RA,RF	2,030	-	2,030	9,305	-	9,305
	730,171	440,480	289,691	986,428	-	986,428
03 NCO's & EM PAY & ALLOWANCE						
1 Base Pay-Regular	29,347,910	10,457,055	18,890,855	46,984,358	8,363,182	38,621,177
2 Common Allowance-Regular	5,484,000	5,484,000	-	7,988,680	-	7,988,680
3 Special Allowance-Regular	8,048,851	-	8,048,851	13,011,319	-	13,011,319
4 Differential Pay	622,691	-	622,691	771,463	-	771,463
5 Per Diem-Regular	49,587	-	49,587	247,250	-	247,250
6 Base Pay-Regional	17,634	-	17,634	53,304	-	53,304
7 Common Allowance-Regional	2,128,032	2,128,032	-	3,088,428	1,934,904	1,153,524
8 Special Allowance-Regional	3,085,735	-	3,085,735	6,448,595	-	6,448,595
9 Per Diem-Regional	170,282	-	170,282	280,921	-	280,921
10 Popular Force Pay	3,338	-	3,338	8,717	-	8,717
11 Per Diem-Popular	3,547,112	693,606	2,853,506	6,002,000	2,378,171	3,623,829
12 Provisional Pay Raise-RA, RF/PF	696	-	696	760	-	760
	6,189,952	2,151,417	4,038,535	7,489,002	-	7,489,002
04 DEATH GRATUITY						
1 Death Gratuity-Regular	651,591	-	651,591	1,154,036	-	1,154,036
2 Death Gratuity-RF/PF	339,274	-	339,274	602,323	-	602,323
	312,317	-	312,317	532,007	-	532,007

TABLE B1 (continued)

Chapter and article	CY67			CY68		
	Total	US support	RVN support	Total	US support	RVN support
05 FOODSTUFFS						
1 Firewood	455,101	-	455,101	679,094	-	679,094
2 Special Subsistence Allowance	100,000	-	100,000	-	-	-
3 Foodstuffs for Allied Forces	355,101	-	355,101	510,757	-	510,757
3 Miscellaneous Subsistence Allowance	-	-	-	168,337	-	168,337
06 TRANSPORTATION						
1 Technical Equipment	474,514	256,610	217,904	526,063	278,800	247,263
2 Common Use Items	764	764	-	-	-	-
3 Permanent Civilian Personnel	-	-	-	5,333	-	5,333
4 Temporary Civilian Personnel	8,140	-	8,140	8,796	-	8,796
5 Operating Expenses	888	-	888	1,520	-	1,520
6 Dock Expenses	140,990	126,790	14,200	139,900	132,500	7,400
7 Transportation of Personnel	54,252	-	54,252	48,214	-	48,214
8 Transportation of Materiel	269,480	129,056	140,424	322,300	146,300	176,000
07 AIR FORCE						
1 Technical Equipment	84,632	5,315	79,317	108,984	7,668	101,316
2 Common Use Items	13,781	500	13,281	17,763	1,032	16,731
3 Permanent Civilian Personnel	16,865	4,815	12,050	23,145	6,636	16,809
4 Temporary Civilian Personnel	37,936	-	37,936	46,917	-	46,917
5 Operating Expenses	8,050	-	8,050	10,873	-	10,873
6 Foreign Flights Expenses	3,000	-	3,000	5,155	-	5,155
7 Air Force Training Center	3,000	-	3,000	2,761	-	2,761
	2,000	-	2,000	2,070	-	2,070
08 NAVY						
1 Technical Equipment	170,977	20,000	150,977	165,228	21,000	144,228
2 Common Use Items	291	-	291	291	-	291
3 Permanent Civilian Personnel	40,000	10,000	30,000	40,500	11,000	29,500
4 Temporary Civilian Personnel	33,916	-	33,916	34,864	-	34,864
5 Operating Expenses	6,964	-	6,964	12,320	-	12,320
6 Overseas Expenses	6,500	-	6,500	7,600	-	7,600
7 Repair Outside Naval Shipyard	24,656	-	24,656	12,949	-	12,949
8 Naval Training Center	52,500	10,000	42,500	49,704	10,000	39,704
	6,150	-	6,150	7,000	-	7,000



**CONFIDENTIAL**

(C) :

09	ORDNANCE	413,847	89,092	324,755	586,520	156,905	429,615
	1 Technical Equipment	102,675	88,515	14,160	168,478	139,464	29,014
	2 Common Use Items	4,576	354	4,222	13,192	8,943	4,249
	3 Permanent Civilian Personnel	197,666	-	197,666	213,619	-	213,619
	4 Temporary Civilian Personnel	90,298	-	90,298	164,357	-	164,357
	5 Operating Expenses	18,632	223	18,409	26,874	8,498	18,376
10	SIGNAL	120,143	31,271	88,872	207,948	101,096	106,852
	1 Technical Equipment	41,767	31,271	10,496	114,332	101,096	13,236
	2 Common Use Items	1,239	-	1,239	1,290	-	1,290
	3 Permanent Civilian Personnel	50,158	-	50,158	57,392	-	57,392
	4 Temporary Civilian Personnel	13,890	-	13,890	23,698	-	23,698
	5 Operating Expenses	2,290	-	2,290	2,850	-	2,850
	6 PTT Services	10,799	-	10,799	8,386	-	8,386
11	ENGINEER	411,134	-	411,134	842,633	165,000	677,633
	1 Technical Equipment	15,000	-	15,000	32,000	-	32,000
	2 Common Use Items	170,719	-	170,719	534,000	165,000	369,000
	3 Permanent Civilian Personnel	170,519	-	170,519	210,008	-	210,008
	4 Temporary Civilian Personnel	43,833	-	43,833	52,034	-	52,034
	5 Operating Expenses	11,063	-	11,063	14,591	-	14,591
12	QUARTERMASTER	3,043,819	1,593,088	1,450,731	5,872,301	2,013,472	3,858,829
	1 Technical Equipment	3,188	1,988	1,200	3,859	2,917	939
	2 Common Use Items	75,767	18,862	56,905	57,585	7,096	50,489
	3 Permanent Civilian Personnel	60,348	-	60,348	85,185	-	85,185
	4 Temporary Civilian Personnel	207,592	-	207,592	252,822	-	252,822
	5 Operating Expenses	2,000	-	2,000	3,965	-	3,965
	6 Office Furniture & Equipment	71,900	-	71,900	99,753	7,592	92,161
	7 Quarters & Mess Furniture & Equipment	139,815	-	139,815	160,000	80,000	80,000
	8 Individual Clothing & Equipment	1,555,304	1,436,921	118,383	1,742,975	1,596,704	146,271
	9 it Equipment	306,614	1,393	305,221	366,503	-	366,503
	10 POL Expenses	16,378	12,042	4,336	11,352	5,750	5,602
	11 Administrative Food & Operational Ration	604,913	121,882	483,031	3,088,305	313,413	2,774,892
13	MEDICAL	320,307	-	320,307	418,417	-	418,417
	1 Medical Products & Technical Equipment	46,633	-	46,633	33,950	-	33,950
	2 Common Use Items	37,303	-	37,303	32,785	-	32,785



TABLE B1 (continued)

Chapter and article	CY67			CY68		
	Total	US support	RVN support	Total	US support	RVN support
3 Permanent Civilian Personnel	58,412	-	58,412	72,685	-	72,685
4 Temporary Civilian Personnel	15,669	-	15,669	24,952	-	24,952
5 Operating Expenses	2,740	-	2,740	4,485	-	4,485
6 Expenses Military Personnel in Civilian & Private Hospitals	156	-	156	180	-	180
7 Expenses Military Dependents, Civilian Personnel & Dependents in Station Hospitals	29,373	-	29,373	13,373	-	13,373
8 Hospitalization of Military & Dependents, Civilian Personnel & Dependents in Station Hospitals, Dispensaries, Collecting Stations	130,021	-	130,021	236,007	-	236,007
14 PSYWAR/CIVIC ACTION	361,440	270,000	91,440	594,359	528,500	65,859
1 Technical Equipment	1,848	-	1,848	3,482	-	3,482
2 Common Use Items	-	-	-	-	-	-
3 Permanent Civilian Personnel	4,659	-	4,659	2,085	-	2,085
4 Temporary Civilian Personnel	15,070	-	15,070	11,217	-	11,217
5 Operating Expenses	22,811	-	22,811	15,242	-	15,242
6 Psywar Activities	67,052	20,000	47,052	37,333	3,500	33,833
7 Civic Action (Milca)	200,000	200,000	-	425,000	425,000	-
8 Damages for Defoliation	50,000	50,000	-	100,000	100,000	-
15 NAVAL SHIPYARD	180,412	18,273	162,139	252,599	26,223	226,376
1 Technical Equipment	4,219	-	4,219	4,479	-	4,479
2 Common Use Items	24,119	12,060	12,059	22,680	12,590	10,090
3 Permanent Civilian Personnel	120,297	-	120,297	180,000	-	180,000
4 Temporary Civilian Personnel	7,582	-	7,582	7,448	-	7,448
5 Operating Expenses	11,327	-	11,327	17,637	-	17,637
6 Foreign Specialists (Japanese)	4,771	4,771	-	5,080	5,080	-
7 Special Manpower	5,191	-	5,191	4,951	-	4,951
8 Naval Shipyard Technical School	2,906	1,442	1,464	3,149	1,378	1,771
9 Outside Repairs	-	-	-	7,175	7,175	-
16 CENTRAL AGENCIES	134,670	-	134,670	151,414	-	151,414
1 Technical Equipment	2,751	-	2,751	3,353	-	3,353
2 Common Use Items	-	-	-	-	-	-

(C)	3	Permanent Civilian Personnel	71,774	-	71,774	72,233	-	72,233	72,233
	4	Temporary Civilian Personnel	9,484	-	9,484	5,214	-	5,214	5,214
	5	Operating Expenses	24,948	-	24,948	40,835	-	40,835	40,835
	6	Armed Forces Publications Center	25,713	-	25,713	29,779	-	29,779	29,779
17		REGIONAL AGENCIES	186,887	-	186,887	245,988	-	245,988	245,988
	1	Technical Equipment	72	-	72	-	-	-	-
	3	Permanent Civilian Personnel	86,644	-	86,644	97,372	-	97,372	97,372
	4	Temporary Civilian Personnel	25,408	-	25,408	16,257	-	16,257	16,257
	5	Operating Expenses	17,995	-	17,995	25,341	-	25,341	25,341
	6	Printed Forms & Office Supplies	48,969	-	48,969	85,043	-	85,043	85,043
	7	Unit Petty Cash Fund	7,799	-	7,799	11,975	-	11,975	11,975
	8	POW Pay	-	-	-	10,000	-	10,000	10,000
18		NEW CONSTRUCTION	1,100,000	355,000	745,000	2,670,000	1,735,000	935,000	935,000
	1	Army	550,000	275,000	275,000	1,620,042	1,210,021	410,021	410,021
	2	Navy	40,000	20,000	20,000	17,572	8,786	8,786	8,786
	3	Air Force	75,000	37,500	37,500	35,000	17,500	17,500	17,500
	4	Regional Force	20,000	10,000	10,000	67,386	33,693	33,693	33,693
	5	Popular Force	10,000	-	10,000	150,000	75,000	75,000	75,000
	6	Engineer Troop Construction for Communications & Rehabilitation	80,000	-	80,000	160,000	80,000	80,000	80,000
	7	Dependent Housing	300,000	-	300,000	580,000	290,000	290,000	290,000
	8	Minor New Construction	25,000	12,500	12,500	40,000	20,000	20,000	20,000
19		FACILITIES MAINTENANCE - REAL ESTATE - UTILITIES	1,090,743	271,900	818,843	1,025,000	390,000	635,000	635,000
	1	Routine Maintenance	224,000	176,900	47,100	300,000	280,000	20,000	20,000
	2	Major Repairs	190,000	95,000	95,000	220,000	110,000	110,000	110,000
	3	Real Estate Purchase	50,000	-	50,000	40,000	-	40,000	40,000
	4	Real Estate Indemnification	100,000	-	100,000	25,000	-	25,000	25,000
	5	Rentals	110,000	-	110,000	120,000	-	120,000	120,000
	6	Utilities	186,743	-	186,743	200,000	-	200,000	200,000
	7	Purchase of Real Estate for FWMAF	200,000	-	200,000	120,000	-	120,000	120,000
	8	Rental of Real Estate for FWMAF	30,000	-	30,000	-	-	-	-
20		TRAINING	200,862	100,000	100,862	348,199	163,654	184,545	184,545
	1	ARVN Training	40,000	20,000	20,000	33,342	16,671	16,671	16,671
	2	Military Ceremonies	862	-	862	867	-	867	867

TABLE B1 (continued)

Chapter and article	CY67			CY68		
	Total	US support	RVN support	Total	US support	RVN support
3 Schools and Training Centers	160,000	80,000	80,000	272,760	132,733	140,027
4 Publications	-	-	-	12,730	-	12,730
5 Training Aids	-	-	-	28,500	14,250	14,250
21 FOREIGN TECHNICIANS						
1 In-Country Expenses	5,654	5,654	-	6,000	6,000	-
	5,654	5,654	-	6,000	6,000	-
22 SOCIAL WELFARE						
1 Social Welfare Activities	98,000	-	98,000	147,309	40,000	107,309
	98,000	-	98,000	147,309	40,000	107,309
23 LEGAL CLAIMS						
1 Legal Cost	9,804	-	9,804	13,176	-	13,176
2 Damages	804	-	804	1,176	-	1,176
	9,000	-	9,000	12,000	-	12,000
24 SPECIAL EXPENSES						
1 Pacification Fund	15,000	-	15,000	15,000	-	15,000
	15,000	-	15,000	15,000	-	15,000
26 MACV EXPENSES						
1 Assistance-in-Kind	2,500,000	2,500,000	-	3,500,000	3,500,000	-
	2,500,000	2,500,000	-	3,500,000	3,500,000	-
28 CHAPLAINS						
1 Buddhist	26,809	-	26,809	32,381	-	32,381
2 Catholic	14,950	-	14,950	17,543	-	17,543
3 Protestant	10,419	-	10,419	13,182	-	13,182
	1,440	-	1,440	1,656	-	1,656
29 POLMAR GENERAL DIVISION						
1 Technical Equipment	109,010	-	109,010	180,336	3,500	176,836
2 Common Use Items	4,133	-	4,133	4,704	-	4,704
3 Permanent Civilian Personnel	-	-	-	-	-	-
4 Temporary Civilian Personnel	-	-	-	9,997	-	9,997
5 Operating Expenses	4,110	-	4,110	11,655	-	11,655
6 Polwar School	90,855	-	90,855	21,191	-	21,191
7 Military Sports	2,582	-	2,582	3,760	-	3,760
8 Psywar Tasks	7,330	-	7,330	8,928	-	8,928
	-	-	-	120,101	3,500	116,601
TOTAL GVN DEFENSE BUDGET	45,568,361	18,304,180	27,264,181	72,677,503	17,500,000	55,177,503



**CONFIDENTIAL**

(C)

TABLE B2

**Total RVN Defense Budget Expenditures for Other Than Army,  
Regional Forces, and Popular Forces, FY68**  
(In thousands of dollars)

	Chapter and article	Total	US support	RVN support
01	OFFICE, MINISTRY OF NATIONAL DEFENSE			
	1 Salaries & Allowance			
	2 Representation Allowance			
02	OFFICERS PAY & ALLOWANCE	3,500.5	766.1	2,824.4
	1 Base Pay - Regular		612.4	64.5
	2 Common Allowance - Regular			1,158.5
	3 Special Allowance - Regular			135.1
	4 Differential Pay			29.0
	5 Per Diem - Regular			41.2
	6 Base Pay - Regional			
	7 Common Allowance - Regional			
	8 Special Allowance - Regional			
	9 Per Diem - Regional		153.7	496.1
	10 Provisional Pay Raise - RA			
03	NCO'S & EM PAY & ALLOWANCE	19,116.8	4,654.8	14,462.0
	1 Base Pay - Regular	5,714.2	4,013.5	1,700.7
	2 Common Allowance - Regular	8,914.8		8,914.8
	3 Special Allowance - Regular	600.4		600.4
	4 Differential Pay	107.4		107.4
	5 Per Diem - Regular	7.4		7.4
	6 Base Pay - Regional			
	7 Common Allowance - Regional			
	8 Special Allowance - Regional			
	9 Per Diem - Regional			
	10 Popular Force Pay			
	11 Per Diem - Popular			
	12 Provisional Pay Raise - RA, RF/PF	3,772.6	641.3	3,131.3
04	DEATH GRATUITY	432.9		432.9
	1 Death Gratuity - Regular	432.9		432.9
	2 Death Gratuity - RF/PF			
05	FOODSTUFFS	602.5		602.5
	1 Firewood	28.4		28.4
	2 Special Subsistence Allowance	574.1		574.1
	3 Foodstuffs for Allied Forces			
	3 Miscellaneous Subsistence Allowance			
06	TRANSPORTATION	306.3	125.0	181.3
	1 Technical Equipment			
	2 Common Use Items			
	3 Permanent Civilian Personnel			
	4 Temporary Civilian Personnel			
	5 Operating Expenses			
	6 Dock Expenses	19.0		19.0
	7 Transportation of Personnel	23.1		23.1
	8 Transportation of Materiel	264.2	125.0	139.2



# CONFIDENTIAL

(C)

TABLE B2 (continued)

	Chapter and article	Total	US support	RVN support
07	AIR FORCE	774.1	51.8	722.3
	1 Technical Equipment	126.1	6.1	120.0
	2 Common Use Items	160.8	45.7	115.1
	3 Permanent Civilian Personnel	339.6		339.6
	4 Temporary Civilian Personnel	75.6		75.6
	5 Operating Expenses	32.4		32.4
	6 Foreign Flights Expenses	23.2		23.2
	7 Air Force Training Center	16.4		16.4
08	NAVY	1,354.5	164.8	1,189.7
	1 Technical Equipment	2.3		2.3
	2 Common Use Items	323.9	84.3	239.6
	3 Permanent Civilian Personnel	276.6		276.6
	4 Temporary Civilian Personnel	76.5		76.5
	5 Operating Expenses	56.5		56.5
	6 Overseas Expenses	153.9		153.9
	7 Repair Outside Naval Shipyard	412.0	80.5	331.5
	8 Naval Training Center	52.8		52.8
09	ORDNANCE	6.3		6.3
	1 Technical Equipment			
	2 Common Use Items	6.3		6.3
	3 Permanent Civilian Personnel			
	4 Temporary Civilian Personnel			
	5 Operating Expenses			
10	SIGNAL	1.6		1.6
	1 Technical Equipment			
	2 Common Use Items	1.6		1.6
	3 Permanent Civilian Personnel			
	4 Temporary Civilian Personnel			
	5 Operating Expenses			
	6 PTT Services			
11	ENGINEER			
	1 Technical Equipment			
	2 Common Use Items			
	3 Permanent Civilian Personnel			
	4 Temporary Civilian Personnel			
	5 Operating Expenses			
12	QUARTERMASTER	2,915.3	1,802.4	1,112.9
	1 Technical Equipment			
	2 Common Use Items			
	3 Permanent Civilian Personnel			
	4 Temporary Civilian Personnel			
	5 Operating Expenses			
	6 Office Furniture & Equipment			
	7 Quarters & Mess Furniture & Equipment			
	8 Individual Clothing & Equipment	664.0	608.3	55.7
	9 Unit Equipment			
	10 POL Expenses			
	11 Administrative Food & Operational Ration	2,251.3	1,194.1	1,057.2





**CONFIDENTIAL**

(C)

TABLE B2 (continued)

	Chapter and article	Total	US support	RVN support
13	MEDICAL	171.5		171.5
	1 Medical Products & Technical Equipment			
	2 Common Use Items	28.3		28.3
	3 Permanent Civilian Personnel			
	4 Temporary Civilian Personnel			
	5 Operating Expenses			
	6 Expenses Military Personnel in Civilian & Private Hospitals			
	7 Expenses Military Dependents, Civilian Personnel & Dependents in Station Hospitals	4.0		4.0
	8 Hospitalization of Military & Dependents, Civilian Personnel & Dependents in Station Hospitals Dispensaries, Collection Stations	139.2		139.2
14	PSYWAR/CIVIC ACTION			
	1 Technical Equipment			
	2 Common Use Items			
	3 Permanent Civilian Personnel			
	4 Temporary Civilian Personnel			
	5 Operating Expenses			
	6 Psywar Activities			
	7 Civic Action (Milcap)			
	8 Damages for Defoliation			
15	NAVAL SHIPYARD	1,727.4	177.4	1,550.0
	1 Technical Equipment	35.0		35.0
	2 Common Use Items	183.7	99.1	89.6
	3 Permanent Civilian Personnel	1,195.9		1,195.9
	4 Temporary Civilian Personnel	60.5		60.5
	5 Operating Expenses	115.2		115.2
	6 Foreign Specialists (Japanese)	39.6	39.6	
	7 Special Manpower	40.9		40.9
	8 Naval Shipyard Technical School	24.3	11.4	12.9
	9 Outside Repairs	27.3	27.3	
16	CENTRAL AGENCIES	112.0		112.0
	1 Technical Equipment			
	2 Common Use Items			
	3 Permanent Civilian Personnel	47.5		47.5
	4 Temporary Civilian Personnel	.5		.5
	5 Operating Expenses	52.6		52.6
	6 Armed Forces Publications Center	11.4		11.4
17	REGIONAL AGENCIES	134.3		134.3
	1 Technical Equipment			
	3 Permanent Civilian Personnel	73.6		73.6
	4 Temporary Civilian Personnel	6.6		6.6
	5 Operating Expenses	10.6		10.6
	6 Printed Forms & Office Supplies	43.5		43.5
	7 Unit Petty Cash Fund			
	8 POW Pay			
18	NEW CONSTRUCTION	860.2	430.1	430.1
	1 Army			
	2 Navy	236.4	118.2	118.2

# CONFIDENTIAL

(C)

TABLE B2 (continued)

Chapter and article		Total	US support	RVN support
3	Air Force	451.4	225.7	225.7
4	Regional Force			
5	Popular Force			
6	Engineer Troop Construction for Communications & Rehabilitation			
7	Dependent Housing	172.4	86.2	86.2
8	Minor New Construction			
19	FACILITIES MAINTENANCE - REAL ESTATE - UTILITIES	2,848.0	196.4	2,651.6
1	Routine Maintenance	196.4	196.4	
2	Major Repairs			
3	Real Estate Purchase			
4	Real Estate Indemnification			
5	Rentals	457.2		457.2
6	Utilities	762.0		762.0
7	Purchase of Real Estate for FWMAF	1,305.2		1,305.2
8	Rental of Real Estate for FWMAF	127.2		127.2
20	TRAINING	195.3	91.7	103.6
1	ARVN Training	25.8	12.9	12.9
2	Military Ceremonies	.4		.4
3	Schools & Training Centers	153.4	73.4	80.0
4	Publications	4.9		4.9
5	Training Aids	10.8	5.4	5.4
21	FOREIGN TECHNICIANS			
1	In-Country Expenses			
22	SOCIAL WELFARE			
1	Social Welfare Activities			
23	LEGAL CLAIMS	4.1		4.1
1	Legal Cost	.3		.3
2	Damages	3.8		3.8
24	SPECIAL EXPENSES			
1	Pacification Fund			
26	MACV EXPENSES	23,935.0	23,935.0	
1	Assistance-in-Kind	23,935.0	23,935.0	
28	CHAPLAINS			
1	Buddhist			
2	Catholic			
3	Protestant			
29	POLWAR GENERAL DIVISION	44.4		44.4
1	Technical Equipment			
2	Common Use Items			
3	Permanent Civilian Personnel			
4	Temporary Civilian Personnel	44.4		44.4
5	Operating Expenses			
6	Polwar School			
7	Military Sports			
8	Psywar Tasks			
TOTAL GVN DEFENSE BUDGET		59,133.0	32,395.5	26,737.5

**RAC**

# CONFIDENTIAL

# CONFIDENTIAL

(C) TABLE B3  
RVNAF Average Monthly Assigned Strength, by Service, FY68

Service	Strength, thous	Percent of Regular Forces	Percent of total forces
<b>Regular Forces</b>			
RVN Army total	313.4	88.4	47.4
Officers	23.8	86.2	—
Enlisted men	289.6	88.6	—
RVN Navy total	16.2	4.5	2.5
Officers	1.2	4.3	—
Enlisted men	15.0	4.6	—
RVN Marines total	8.7	2.5	1.3
Officers	0.4	1.5	—
Enlisted men	8.3	2.5	—
RVN Air Force total	16.2	4.6	2.5
Officers	2.2	8.0	—
Enlisted men	14.0	4.3	—
<b>Total Regular Forces</b>	354.5	100.0	—
Officers	27.6	100.0	—
Enlisted men	326.9	100.0	—
Regional Forces <sup>a</sup>	157.0	—	23.7
Popular Forces <sup>a</sup>	149.7	—	22.6
<b>RVNAF total</b>	661.2	—	100.0

<sup>a</sup>(U) In a few cases (none involving significant sums) qualitative judgment was used in making allocations between the RF and PF.

# CONFIDENTIAL

(C)

TABLE B4

## Total RVN Defense Budget Expenditures for RVN Army, FY67-FY68

(In thousands of dollars)

Chapter and article	FY67			FY68		
	Total	US support	RVN support	Total	US support	RVN support
01 OFFICE, MINISTRY OF NATIONAL DEFENSE	25.8		25.8	38.6		38.6
1 Salaries & Allowance				14.4		14.4
2 Representation Allowance				24.2		24.2
02 OFFICERS PAY & ALLOWANCE	38,830.8	22,383.4	16,447.4	27,407.5	7,608.9	19,798.6
1 Base Pay-Regular				12,315.4	6,225.7	6,089.7
2 Common Allowance-Regular				8,793.4		8,793.4
3 Special Allowance-Regular				985.6		985.6
4 Differential Pay				269.4		269.4
5 Per Diem-Regular				282.4		282.4
10 Provisional Pay Raise-RA				4,761.3	1,383.2	3,378.1
03 NCO's & EM PAY & ALLOWANCE	209,040.7	81,966.1	127,074.6	159,034.3	40,211.6	118,822.7
1 Base Pay-Regular				47,571.7	34,439.8	13,131.9
2 Common Allowance-Regular				74,072.2		74,072.2
3 Special Allowance-Regular				4,990.5		4,990.5
4 Differential Pay				1,044.9		1,044.9
5 Per Diem-Regular				67.4		67.4
12 Provisional Pay Raise-RA, RF/FF				31,287.6	5,771.8	25,515.8
04 DEATH GRATUITY	7,000.8		7,000.8	3,299.4		3,299.4
1 Death Gratuity-Regular				3,299.4		3,299.4
05 FOODSTUFFS	2,368.6		2,368.6	1,784.1		1,784.1
1 Firewood				255.7		255.7
2 Special Subsistence Allowance				877.0		877.0
3 Miscellaneous Subsistence Allowance				641.4		641.4
06 TRANSPORTATION	5,049.2	2,696.1	2,353.1	3,676.3	2,025.3	1,651.0
1 Technical Equipment				3.2	3.2	
3 Permanent Civilian Personnel				20.3		20.3
4 Temporary Civilian Personnel				68.0		68.0
5 Operating Expenses				9.6		9.6
6 Dock Expenses				1,111.8	1,042.4	69.4
7 Transportation of Personnel				367.0		367.0
8 Transportation of Materiel				2,096.4	979.7	1,116.7
09 ORDNANCE	4,938.1	622.4	4,315.7	3,982.7	975.6	3,007.1
1 Technical Equipment				1,077.2	906.7	170.5
2 Common Use Items				63.0	35.6	27.4
3 Permanent Civilian Personnel				1,652.0		1,652.0
4 Temporary Civilian Personnel				1,009.1		1,009.1
5 Operating Expenses				181.4	33.3	148.1



# CONFIDENTIAL

(C)

TABLE B4 (continued)

Chapter and article	FY67			FY68		
	Total	US support	RVN support	Total	US support	RVN support
10 SIGNAL	1,519.3	392.6	1,126.7	1,294.1	516.0	778.1
1 Technical Equipment				610.9	516.0	94.9
2 Common Use Items				8.6		8.6
3 Permanent Civilian Personnel				431.3		431.3
4 Temporary Civilian Personnel				149.2		149.2
5 Operating Expenses				20.6		20.6
6 PTT Services				73.5		73.5
11 ENGINEER	5,145.7	570.6	4,575.1	4,725.0	628.7	4,096.3
1 Technical Equipment				185.5		185.5
2 Common Use Items				2,529.8	628.7	1,901.1
3 Permanent Civilian Personnel				1,523.1		1,523.1
4 Temporary Civilian Personnel				384.1		384.1
5 Operating Expenses				102.5		102.5
12 QUARTERMASTER	30,887.5	14,882.5	16,005.1	32,363.8	12,623.6	19,740.2
1 Technical Equipment				28.2	19.5	8.7
2 Common Use Items				540.6	107.0	433.6
3 Permanent Civilian Personnel				580.4		580.4
4 Temporary Civilian Personnel				1,843.4		1,843.4
5 Operating Expenses				23.6		23.6
6 Office Furniture & Equipment				684.9	28.9	656.0
7 Quarters & Mess Furniture & Equipment				1,202.4	304.8	897.6
8 Individual Clothing & Equipment				12,571.2	11,567.7	1,003.5
9 Unit Equipment				2,596.4	5.9	2,690.5
10 POL Expenses				112.7	73.0	39.7
11 Administrative Food & Operational Ration				12,080.0	516.8	11,563.2
13 MEDICAL	3,364.0	180.9	3,183.1	2,470.9		2,470.9
1 Medical Products & Technical Equipment				327.1		327.1
2 Common Use Items				254.8		254.8
3 Permanent Civilian Personnel				524.6		524.6
4 Temporary Civilian Personnel				161.5		161.5
5 Operating Expenses				28.7		28.7
6 Expenses Military Personnel in Civilian & Private Hospitals				1.3		1.3
7 Expenses Military Dependents, Civilian Personnel & Dependents in Station Hospitals				151.9		151.9
8 Hospitalization of Military & Dependents, Civilian Personnel & Dependents in Station Hospitals, Dispensaries, Collection Stations				1,021.0		1,021.0



**CONFIDENTIAL**

(C) **TABLE B4 (continued)**

Chapter and article	FY67			FY68		
	Total	US support	RVN support	Total	US support	RVN support
14 PSYWAR/CIVIC ACTION	4,375.9	3,389.1	986.8	3,791.1	3,158.4	632.7
1 Technical Equipment				21.1		21.1
3 Permanent Civilian Personnel				27.7		27.7
4 Temporary Civilian Personnel				100.7		100.7
5 Operating Expenses				154.8		154.8
6 Psywar Activities				426.5	98.1	328.4
7 Civic Action (Milcap)				2,467.3	2,467.3	
8 Damages for Defoliation				593.0	593.0	
16 CENTRAL AGENCIES	1,266.3		1,266.3	868.0		868.0
1 Technical Equipment				24.4		24.4
3 Permanent Civilian Personnel				403.0		403.0
4 Temporary Civilian Personnel				24.6		24.6
5 Operating Expenses				204.9		204.9
6 Armed Forces Publication Center				211.1		211.1
17 REGIONAL AGENCIES	878.2		878.2	1,400.2		1,400.2
1 Technical Equipment				.3		.3
3 Permanent Civilian Personnel				663.4		663.4
4 Temporary Civilian Personnel				121.3		121.3
5 Operating Expenses				156.1		156.1
6 Printed Forms & Office Supplies				391.3		391.3
7 Unit Petty Cash Fund				29.8		29.8
8 POW Pay				38.0		38.0
18 NEW CONSTRUCTION	11,268.5	2,671.8	8,596.7	12,554.8	6,995.8	5,559.0
1 Army				8,504.4	5,776.2	2,728.2
6 Engineer Troop Construction for Communications & Rehabilitation				948.8	304.8	644.0
7 Dependent Housing				2,843.2	785.6	2,057.6
8 Minor New Construction				258.4	129.2	129.2
19 FACILITIES MAINTENANCE- REAL ESTATE-UTILITIES	10,734.4	3,163.5	7,570.9	5,682.0	2,442.4	3,239.6
1 Routine Maintenance				1,896.4	1,620.5	275.9
2 Major Repairs				1,643.8	821.9	821.9
3 Real Estate Purchase				364.4		364.4
4 Real Estate Indemnification				519.2		519.2
5 Rentals				466.4		466.4
6 Utilities				791.8		791.8

# CONFIDENTIAL

(C) TABLE B4 (continued)

Chapter and article	FY67			FY68		
	Total	US support	RVN support	Total	US support	RVN support
20 TRAINING	1,996.5	1,313.7	682.8	1,589.3	759.4	829.9
1 ARVN Training				232.6	116.3	116.3
2 Military Ceremonies				6.5		6.5
3 Schools & Training Centers				1,208.7	594.2	614.5
4 Publications				43.7		43.7
5 Training Aids				97.8	48.9	48.9
21 FOREIGN TECHNICIANS				46.8	46.8	
1 In-Country Expenses				46.8	46.8	
22 SOCIAL WELFARE	1,022.9		1,022.9	973.5	152.4	821.1
1 Social Welfare Activities				973.5	152.4	821.1
23 LEGAL CLAIMS	121.4		121.4	87.6		87.6
1 Legal Cost				7.6		7.6
2 Damages				80.0		80.0
24 SPECIAL EXPENSES	250.0		250.0	120.8		120.8
1 Pacification Fund				120.8		120.8
28 CHAPLAINS	312.7		312.7	237.0		237.0
1 Buddhist				130.2		130.2
2 Catholic				94.4		94.4
3 Protestant				12.4		12.4
29 POLWAR GENERAL DIVISION	2,508.8	1,687.5	821.3	1,077.8	13.3	1,064.5
1 Technical Equipment				35.4		35.4
2 Common Use Items				38.1		38.1
3 Permanent Civilian Personnel				17.4		17.4
4 Temporary Civilian Personnel				466.0		466.0
5 Operating Expenses				25.3		25.3
6 Polwar School				65.1		65.1
7 Military Sports				430.5	13.3	417.2
30 VETERANS AFFAIRS & DISABLED SOLDIERS	305.7		305.7			
<b>TOTAL GVN DEFENSE BUDGET</b>	<b>343,292.2</b>	<b>136,000.5</b>	<b>207,291.7</b>	<b>268,505.6</b>	<b>78,158.2</b>	<b>190,347.4</b>

# CONFIDENTIAL

(C)

TABLE B5

## Total RVN Defense Budget Expenditures for Regional Forces, FY67-FY68

(In thousands of dollars)

Chapter and article	FY67			FY68		
	Total	US support	RVN support	Total	US support	RVN support
01 OFFICERS PAY & ALLOWANCE	8,800.3	2,223.0	6,577.3	8,904.5	1,508.1	7,396.4
1 Base Pay - Regular				663.7		663.7
2 Common Allowance-Regular				558.8		558.8
6 Base Pay-Regional				3,116.7	1,177.4	1,989.3
7 Common Allowance-Regional				2,954.0		2,954.0
8 Special Allowance-Regional				74.9		74.9
9 Per Diem-Regional				43.3		43.3
10 Provisional Pay Raise-RA, RF/PF				1,443.1	330.7	1,112.4
03 NCO's & EM PAY & ALLOWANCE	84,179.9	33,639.2	50,540.7	80,052.9	19,332.3	60,720.6
1 Base Pay-Regular				403.1		403.1
2 Common Allowance-Regular				713.3		713.3
5 Per Diem-Regular				203.1		203.1
6 Base Pay-Regional				23,075.7	16,623.4	6,452.3
7 Common Allowance-Regional				37,562.3		37,562.3
8 Special Allowance-Regional				1,792.6		1,792.6
9 Per Diem-Regional				45.6		45.6
12 Provisional Pay Raise - RA, RF/PF				16,167.2	2,708.9	13,458.3
04 DEATH GRATUITY	2,568.6		2,568.6	1,998.7		1,998.7
2 Death Gratuity - RF/PF				1,998.7		1,998.7
05 FOODSTUFFS	206.2		206.2	168.7		168.7
1 Firewood				139.9		139.9
2 Special Subsistence Allowance				28.8		28.8
06 TRANSPORTATION	66.4		66.4	16.8		16.8
7 Transportation of Personnel				11.8		11.8
8 Transportation of Materiel				5.0		5.0
09 ORDNANCE	12.5		12.5	.2		.2
2 Common Use Items				.2		.2
10 SIGNAL	8.8	2.6	6.2	6.0	1.8	4.2
1 Technical Equipment				1.8	1.8	
6 PTT Services				4.2		4.2
11 ENGINEER	261.6	184.1	77.5	137.2		137.2
2 Common Use Items				137.2		137.2
QUARTERMASTER	2,042.2	1,403.1	639.1			





# CONFIDENTIAL

(C)

TABLE B5 (continued)

Chapter and article	FY67			FY68		
	Total	US support	RVN support	Total	US support	RVN support
13 MEDICAL	304.0		304.0	186.2		186.2
7 Expenses Military Dependents, Civilian Personnel & Dependents in Station Hospitals				9.8		9.8
8 Hospitalization of Military & Dependents, Civilian Personnel & Dependents in Station Hospitals, Dispensaries, Collection Stations				176.4		176.4
14 PSYWAR/CIVIC ACTION				3.0		3.0
4 Temporary Civilian Personnel				3.0		3.0
16 CENTRAL AGENCIES	116.5		116.5	103.7		103.7
3 Permanent Civilian Personnel				66.8		66.8
4 Temporary Civilian Personnel				35.0		35.0
5 Operating Expenses				1.9		1.9
17 REGIONAL AGENCIES	240.1		240.1	123.2		123.2
3 Permanent Civilian Personnel				.7		.7
4 Temporary Civilian Personnel				41.8		41.8
5 Operating Expenses				3.1		3.1
6 Printed Forms & Office Supplies				77.6		77.6
18 NEW CONSTRUCTION	333.2	166.6	166.6	807.8	403.9	403.9
4 Regional Force				341.6	170.8	170.8
7 Dependent Housing				466.2	233.1	233.1
20 TRAINING	336.9	202.2	134.7	233.7	120.5	113.2
1 ARVN Training				19.0	9.5	9.5
2 Military Ceremonies				.1		.1
3 Schools & Training Centers				214.6	111.0	103.6
22 SOCIAL WELFARE	4.8		4.8	3.3		3.3
1 Social Welfare Activities				3.3		3.3
23 LEGAL CLAIMS	21.6		21.6			
29 POLWAR GENERAL DIVISION				6.7		6.7
8 Psywar Tasks				6.7		6.7
<b>TOTAL GVN DEFENSE BUDGET</b>	<b>99,503.6</b>	<b>37,820.8</b>	<b>61,682.8</b>	<b>92,752.6</b>	<b>21,366.6</b>	<b>71,386.0</b>

# CONFIDENTIAL

(C)

**TABLE B6**  
**Total RVN Defense Budget Expenditures for Popular Forces, FY67-FY68**  
(In thousands of dollars)

Chapter and article	FY67			FY68		
	Total	US support	RVN support	Total	US support	RVN support
03 NCO's & EM PAY & ALLOWANCE	49,829.4	4,335.0	45,494.4	45,240.4	12,002.9	33,237.5
10 Popular Force Pay				41,682.6	12,002.9	29,679.7
11 Per Diem-Popular				3.0		3.0
12 Provisional Pay Raise-RA, RF/PF				3,554.8		3,554.8
04 DEATH GRATUITY	2,908.4		2,908.4	1,352.5		1,352.5
2 Death Gratuity-RF/PF				1,352.5		1,352.5
05 FOODSTUFFS	2,866.9		2,866.9	1,961.6		1,961.6
2 Special Subsistence Allowance				1,961.6		1,961.6
06 TRANSPORTATION	66.4		66.4	16.8		16.8
7 Transportation of Personnel				11.8		11.8
8 Transportation of Materiel				5.0		5.0
09 ORDNANCE	12.6		12.6	.2		.2
2 Common Use Items				.2		.2
11 ENGINEER	104.6	73.6	31.0	91.4		91.4
2 Common Use Items				91.4		91.4
12 QUARTERMASTER	1,882.4	1,403.6	478.8			
13 MEDICAL	246.9		246.9	123.7		123.7
7 Expenses Military Dependents, Civilian Personnel, & Dependents in Station Hospitals				9.8		9.8
8 Hospitalization of Military & Dependents, Civilian Personnel & Dependents in Station Hospitals Dispensaries, Collection Stations				113.9		113.9



**CONFIDENTIAL**

(C) **TABLE B6 (continued)**

Chapter and article	FY67			FY68		
	Total	US support	RVN support	Total	US support	RVN support
14 PSYWAR/CIVIC ACTION				3.0		3.0
4 Temporary Civilian Personnel				3.0		3.0
16 CENTRAL AGENCIES				64.1		64.1
3 Permanent Civilian Personnel				62.2		62.2
5 Operating Expenses				1.9		1.9
17 REGIONAL AGENCIES	59.7		59.7	72.0		72.0
3 Permanent Civilian Personnel				.7		.7
5 Operating Expenses				3.1		3.1
6 Printed Forms & Office Supplies				49.9		49.9
7 Unit Petty Cash Fund				3.3		3.3
8 POW Pay				15.0		15.0
18 NEW CONSTRUCTION				613.9	285.7	328.2
5 Popular Force				613.9	285.7	328.2
20 TRAINING	336.9	202.2	134.7	160.1	76.0	84.1
1 ARVN Training				19.1	9.5	9.6
3 Schools & Training Centers				141.0	66.5	74.5
22 SOCIAL WELFARE	171.9		171.9			
23 LEGAL CLAIMS	21.6		21.6			
29 POLWAR GENERAL DIVISION				20.4		20.4
8 Psywar Tasks				20.4		20.4
<b>TOTAL GVN DEFENSE BUDGET</b>				<b>49,720.1</b>	<b>12,364.6</b>	<b>37,355.5</b>

# CONFIDENTIAL

(U)

materiel provided for the RF and PF or other services. It is believed that the general-support materiel used for support of non-Army forces is a relatively small part of the total. The accompanying tabulation gives the allocation of element codes as used in this study. The specific identification of each element code is contained in Refs 18 and 22.

Category	Element code of specific recipient
RVN infantry divisions and separate infantry regiments and battalions	3AAB, 3AAC, 3AAD, 3AAE, 3AAF, 3AAK, 3AAL, 3AAM, 3AAN, 3AAO, 3AAQ, 3AAR, 3AAS
RVN Army noninfantry combat units	3AAT, 3AEA, 3AEO, 3AQA, 3AQB, 3AQC, 3AQF, 3AQO
RVN Army combat-support units	3AGA, 3AQR, 3ARB, 3ARC, 3ARD, 3ARH, 3ARJ, 3ARK, 3ARO, 3ARR, 3ART, 3ARU, 3ARV, 3ARW, 3ARX, 3ARY, 3ARZ, 3ASD, 3ASO
Support of RVN Army individual training and schools	3BBX, 7ABC, 7ABD, 7ABX, 7ACE
RVN Army intelligence units and activities	7BAC, 7BAD, 7BAO, 7BEO
RVN Army service-support and command units	3APO, 3BAD, 3BAE, 3BAM, 3BAO, 3BAS, 3BBA, 3BBB, 3BBD, 3BBO, 3BBP, 3BBQ, 6BCA, 6BCB, 7BDA, 7CBB, 7DAB, 7DAC, 7DBL, 7DBP, 7DCD, 7DBT, 7DCA, 7EAC, 7EAM, 7FAB, 7FAH, 7FBA, 7FBB, 7FCB, 7FCD, 7FCM
General support of RVN forces	3AHO, 3AOO, 3AUB, 3BUB, 3BUD, 3BUG, 3BVI, 3BVO, 7DBD, 7DBG, 7DBH, 7DBJ, 7DBZ, 7DCJ, 7GFF
Regional Forces	3NAA, 3NAD, 3NAF, 3NBB, 3NDA, 3NDB, 3NDJ, 3NDN, 3NDO, 7BEF
Popular Forces	3NAB, 3NAE

## US MILITARY ASSISTANCE MATERIEL--AMMUNITION

(U) Ammunition provided by US military assistance programs for RVN forces is not identified by an element code to indicate the intended recipient in terms of specific units or forces. Procedures used by the US Army for programming ammunition for the RVN are described in Ref 23. The total ammunition delivered by the US Army to the RVN for RVN forces in FY67 and FY68 is shown in Table B7.<sup>24</sup> The generic code<sup>18</sup> is used to identify general classes of materiel and services provided through US MAPs. The materiel described in the column "Reimbursable" represents new procurement.

(U) Ammunition was allocated primarily on the basis of the reported inventory of the appropriate weapons in the units of the RVN Army, RF, and PF, as shown in Table B8.<sup>25</sup> The totals in all cases do not equal 100 percent because of weapons in the units of other RVNAF or provided for various revolutionary development programs. Hand grenades and land mines and explosives were allocated as shown in the accompanying tabulation, based on qualitative judgment. The resulting allocations are given in Apps C and D.

Recipient	Percent received
RVN Army	50
Regional Forces	30
Popular Forces	20

**RAC**

# CONFIDENTIAL

(C) TABLE B7  
 US Army Ammunition Deliveries for RVN Forces, FY67-FY68<sup>24</sup>  
 (Quantities and dollar values in thousands)

Generic code	Nomenclature	FY67 total		FY68							
		Quantity	Value	Reimbursable		Excess		Total <sup>a</sup>			
				Quantity	Value	Quantity	Value	Quantity	Value		
G10	Ammunition, up to 75-mm and grenades	—	46,264.3	—	43,996.7	—	115.5	—	—	—	44,112.2
G1A	.22-cal	260.0	2.6	—	—	—	—	—	—	—	—
G1A	5.56-mm	19,346.6	1,388.9	51,031.9	4,999.5	—	—	—	51,031.9	—	4,999.5
G1B	.30-cal ball	233,367.0	19,361.8	131,459.1	11,643.9	—	—	—	131,459.1	—	11,643.9
G1B	.30-cal blank	—	—	9,209.0	803.1	—	—	—	9,209.0	—	803.1
G1B	.30-cal carbine	120,543.8	5,818.2	102,021.1	7,269.9	1,291.7	77.5	—	103,312.8	1,291.7	7,347.4
G1D	.38-cal	380.0	22.8	199.2	12.2	—	—	—	199.2	—	12.2
G1E	.45-cal	26,754.0	1,376.7	4,276.0	256.6	—	—	—	4,276.0	—	256.6
G1F	.50-cal	7,457.6	2,363.7	2,081.4	645.2	—	—	—	2,081.4	—	645.2
G1J	37-mm	—	—	7.1	169.4	—	—	—	7.1	—	169.4
G1K	40-mm	1,040.3	4,447.2	769.3	2,370.0	—	—	—	769.3	—	2,370.0
G1L	57-mm	112.5	818.2	15.2	491.9	5.3	37.4	—	20.5	—	529.3
G1M	60-mm mortar	571.7	4,864.2	993.0	12,064.4	—	—	—	993.0	—	12,064.4
G1P	Grenades, total	2,554.9	5,800.0	—	—	—	—	—	—	—	—
G1P	Grenades, rifle	—	—	196.4	265.3	—	—	—	196.4	—	265.3
G1P	Grenades, hand	—	—	1,376.3	3,005.3	1.8	0.6	—	1,378.1	—	3,005.9
G20	Ammunition, 75-mm and over	—	48,591.2	—	90,613.9	—	—	—	—	—	90,613.9
G2A	75-mm	2.5	36.5	—	—	—	—	—	—	—	—
G2B	76-mm	9.4	463.3	—	—	—	—	—	—	—	—
G2C	81-mm mortar	255.5	3,885.3	598.7	14,506.8	—	—	—	598.7	—	14,506.8
G2E	105-mm	1,112.5	27,304.6	2,358.8	56,022.5	—	—	—	2,358.8	—	56,022.5
G2F	106-mm	6.6	323.7	—	—	—	—	—	—	—	—
G2G	4.2-in. mortar	115.2	3,480.3	93.2	2,675.5	—	—	—	93.2	—	2,675.5
G2M	155-mm	260.5	9,257.9	736.5	17,409.1	—	—	—	736.5	—	17,409.1
G2M	Chg Prop, 155-mm	309.0	3,839.6	—	—	—	—	—	—	—	—
G30	Land mines and explosives	—	2,517.7	—	788.6	—	0.3	—	—	—	788.9
G3A	Antipersonnel mines	309.7	2,297.0	56.2	715.5	—	—	—	56.2	—	715.5
G3C	Demolition kits	4.3	30.8	—	—	—	—	—	—	—	—
G3Z	Other explosives	—	189.9	519.6	73.1	0.5	0.3	—	520.1	—	73.4



TABLE B7 (continued)

Generic code	Nomenclature	FY67 total		FY68					
				Reimbursable		Excess		Total <sup>a</sup>	
		Quantity	Value	Quantity	Value	Quantity	Value	Quantity	Value
G50	Bombs and rockets	—	597.0	—	—	—	—	—	—
G5S	3.5-in. rockets	24.0	301.2	—	—	—	—	—	—
G5Z	Other rockets	0.4	295.8	—	—	—	—	—	—
G60	Pyrotechnic and chemical munitions	—	1,154.7	—	3,734.9	—	—	—	3,734.9
G6A	Chemical munitions	—	73.9	9.6	2,246.5	—	—	9.6	2,246.5
G6B	Pyrotechnics	—	1,080.8	480.7	1,488.4	—	—	480.7	1,488.4
G70	Other ammunition	—	15,849.6	—	80.9	—	—	—	80.9
G7B	Fuzes and primers	—	15,849.6	—	—	—	—	—	—
G7D	Miscellaneous other ammunition	—	—	410.6	80.9	—	—	410.6	80.9
	Total	—	114,974.5	—	139,215.0	—	115.8	—	139,330.8

<sup>a</sup>Includes US Army-type ammunition for all RVN forces.

TABLE B8  
RVN Inventory of Selected Weapons, 30 June 1968<sup>25</sup>

(C)

Ammunition	Weapon	RVN Army		Regional Forces		Popular Forces		Total <sup>a</sup>	Depot stocks <sup>b</sup>
		Number	Percent of total	Number	Percent of total	Number	Percent of total		
5.56-mm	ARI5, M16	48,730	90.6	62	0.1	0	—	53,773	1,416
.30-cal carbine	M1	89,132	—	56,395	—	15,922	—	300,473	—
	M2	10,355	—	53,190	—	0	—	115,445	—
	Total	99,487	23.9	109,585	13.6	15,922	3.8	415,918	66,694
.30-cal ball <sup>c</sup>	Browning automatic rifle	2,348	7.7	12,555	41.0	14,134	46.1	30,659	9,704
.30-cal ball <sup>d</sup>	Rifle, M1	83,007	48.8	42,801	25.2	36,423	21.4	169,965	21,456



.45-cal	Pistol	22,144	—	14,860	—	984	—	41,540	6,907
	Submachinegun	17,462	56.5	6,553	21.2	1,100	3.6	30,899	22,880
	Total	39,606	54.7	21,413	29.6	2,084	2.9	72,439	29,787
.38-cal ball	Pistol <sup>c</sup>	1,188	13.9	848	9.9	1,516	17.7	8,543	4,752
.50-cal	Machinegun	393	30.0	210	16.0	0	—	1,312	179
40-mm cartridges	Launcher, M79	7,189	55.4	3,859	29.7	19	0.1	12,975	831
.30-cal ball, metal linked belt	Machinegun	5,179	51.4	3,611	35.9	25	0.2	10,067	1,417
7.62-mm	Machinegun, M60	1,231	90.1	0	—	0	—	1,367	56
Grenades, rifle	Launcher, M7	13,533	40.7	9,617	28.9	9,808	29.5	33,238	3,831
3.5-in. rocket	Rocket launcher, M20	1,101	96.9	17	1.5	0	—	1,137	817
12-gauge	Shotgun	698	2.3	3,769	12.6	2,271	7.6	29,817	70,303
60-mm	Mortar, M2	442	—	1,720	—	0	—	2,258	187
	Mortar, M19	1,271	—	242	—	0	—	1,557	174
	Mortar, M35	6	—	79	—	0	—	90	226
	Total	1,719	44.0	2,041	52.3	—	—	3,905	587
81-mm	Mortar, M1	729	—	264	—	0	—	1,123	94
	Mortar, M29	249	—	0	—	0	—	274	9
	Mortar, M44	0	—	4	—	0	—	31	101
	Total	978	68.5	268	18.8	—	—	1,428	204
Pyrotechnics	Pistol pyrotechnic, AN M8	374	6.3	748	12.7	305	5.2	5,896	4,101
4.2-in.	Mortar, M30	216	100	0	—	0	—	216	2
76-mm	M32	111	100	0	—	0	—	111	3
105-mm	Howitzer, HM2	462	97.5	0	—	0	—	474	18
155-mm	Howitzer, HM1	121	100	0	—	0	—	121	12
57-mm	M18	906	91.1	13	1.3	0	—	994	76
106-mm	Recoilless rifle	68	100	0	—	0	—	68	0
37-mm	Gun, M6	64	94.1	0	—	0	—	68	19

<sup>a</sup>Includes holdings of other elements of the armed forces.

<sup>b</sup>Includes both serviceable and non-serviceable.

<sup>c</sup>Includes packed in cartons, 5-round clips, blanks, and tracer.

<sup>d</sup>Packed in 8-round clips.

<sup>e</sup>Includes an undetermined number of the 4-in. model.

# CONFIDENTIAL

## US MILITARY ASSISTANCE MATERIEL—NON-RVN FORCES

(U) Data on US military assistance materiel furnished to the RVN often include materiel shipped to the RVN for non-RVN forces such as the contin-

(C) TABLE B9  
US Military Assistance Materiel Expenditures  
for Non-RVN Forces in the RVN, FY68<sup>26</sup>  
(In thousands of dollars)

Force	Total
Korea <sup>a</sup>	7,682
Philippines <sup>b</sup>	667
US military advisers <sup>c</sup>	2,235
Total	10,584

<sup>a</sup>MAP element codes 7XKM, 7XKS, 7YKS, 3XKS, 3YKS, 3ZKS.

<sup>b</sup>MAP element code 7XPL.

<sup>c</sup>MAP element code 7FCA.

gents from Korea, the Philippines, and Thailand. In this study, materiel for such non-RVN forces has been excluded. The magnitude of this materiel is indicated in Table B9.<sup>26</sup>



## Appendix C

### DETAILED DATA ON THE RVN ARMY

<b>Force Structure</b>	83
<b>Strength</b>	86
<b>Logistics</b>	86
Materiel and Maintenance (86)—Materiel, less Ammunition (87)— Ammunition (96)—USARV Support (100)—RVN Expenditures for Materiel (101)—Maintenance of Materiel (101)	
<b>Construction and Maintenance of Facilities</b>	101
<b>Training</b>	101
<b>Military Pay and Personal Allowances</b>	101
<b>Other RVN Army Costs</b>	108
<b>Recapitulation</b>	108
<b>Tables</b>	
C1. RVN Army Assigned Strengths	83
C2. RVN Army Authorized Force Structure, FY67—FY68	84
C3. Functional Analysis of RVN Army Authorized Force Structure, FY67—FY68	85
C4. RVN Army Monthly Personnel Strengths and Losses, FY67—FY68	86
C5. Estimated Total Cost of Materiel and Maintenance for RVN Army, FY67—FY68	87
C6. Estimated Expenditures for US Military Assistance Materiel for RVN Army, less Ammunition	88
C7. US Military Assistance Materiel Deliveries for RVN Army Divisions and Separate Infantry Regiments	90
C8. US Military Assistance Materiel Deliveries for RVN Army Noninfantry Combat Units	91

C9. US Military Assistance Materiel Deliveries for RVN Army Combat Support Units	92
C10. US Military Assistance Materiel Deliveries for RVN Army Service Support and Combat Units	93
C11. US Military Assistance Materiel Deliveries for RVN Army General-Support Activities	94
C12. US Military Assistance Materiel Deliveries for RVN Army Intelligence Units and Activities	95
C13. RVN Army Weapons Inventory on Various Dates, 1967-1968	96
C14. RVN Army Vehicle Inventory on Various Dates, 1966-1968	97
C15. US Army Ammunition Deliveries for RVN Army, FY67-FY68	98
C16. Factors Based on Total Ammunition Deliveries for the RVN Army, FY67-FY68	100
C17. Estimated RVN Army Materiel Costs Funded by the RVN Defense Budget, FY67-FY68	102
C18. Estimated Total Cost of Construction and Maintenance of Facilities for the RVN Army, FY67-FY68	103
C19. Construction for the RVN Army, Supported by US Military Assistance Funds, FY67-FY68	103
C20. Estimated Support by the RVN Defense Budget of Construction and Maintenance of Facilities for RVN Army, FY67-FY68	104
C21. Estimated Total Cost of Training of the RVN Army, FY67-FY68	105
C22. Estimated Cost of RVN Army Offshore Training and US MTTs, FY68	106
C23. RVN Army Attendance at US Army Schools and Courses, FY68	107
C24. US Military Assistance Materiel Deliveries for RVN Army Training, FY67-FY68	107
C25. Estimated Expenditures for Training of the RVN Army Funded by RVN Defense Budget, FY67-FY68	108
C26. Estimated Expenditures for RVN Army Military Pay and Allowances, FY67-FY68	109
C27. RVN Army Average Annual Pay and Allowances, 1 April 1968	110
C28. Estimated Expenditures for Other RVN Army Activities and Agencies Funded by the RVN Defense Budget, FY67-FY68	111
C29. Estimated Cost of Support of the RVN Army, FY67-FY68	112

**FORCE STRUCTURE**

(U) Table C1 shows the available data on assigned strengths of RVN Army units and the relation to total RVN Army assigned strength.

(C) **TABLE C1**  
**RVN Army Assigned Strengths**

Unit	30 Jun 67 <sup>1</sup>		30 Jun 68 <sup>2b</sup>	
	Assigned	Percent of total Army	Assigned	Percent of total Army
Combat units, total	134,756	47.0	157,295	44.0
Divisions (10)	105,290	36.7	116,063	32.4
Nondivisional, total	29,466	10.3	41,232	11.5
Separate infantry regiments (2)	5,148	—	6,078	—
Ranger	9,852	—	16,883	—
Armor	5,989	—	8,084	—
Airborne	8,477	—	10,187	—
Others, total	152,044	53.0	200,664	56.0
Separate artillery	—	—	17,159	—
Engineer	—	—	21,876	—
Medical	—	—	9,067	—
Ordnance	—	—	10,926	—
Quartermaster	—	—	4,971	—
Transportation	—	—	9,440	—
Unspecified	152,044	—	127,225	—
<b>Total Army</b>	<b>286,800</b>	<b>100.0</b>	<b>357,959</b>	<b>100.0</b>

(U) The authorized force structure of the RVN Army is frequently modified. Table C2 shows the authorized force structures at the end of FY67 and FY68. It is believed that most of the units indicated were organized but not all were maintained at the authorized force levels. Detailed data on the authorized composition and major mission items of selected units are in App C of Ref 1.

(U) Table C3<sup>27</sup> shows a functional analysis of the authorized RVN Army force structure in FY67 and FY68.

(C)

TABLE C2

**RVN Army Authorized Force Structure, FY67-FY68**

Unit	FY67		FY68	
	Number	Aggregate military strength	Number	Aggregate military strength
Ministry of National Defense and Office of Chief of State	—	1,020	—	1,291
HQ RVNAF Staff	—	6,403	—	8,504
Corps headquarters units	4	2,248	—	2,348
Area logistical commands	5	1,060	5	935
Special zones	—	581	—	785
Administrative units (AG types)	—	5,995	—	8,265
Airborne divisions	1	8,150	1	9,713
Infantry battalion	8	—	9	7,506
Armored, total	—	6,964	—	7,647
Tank troops	5	580	5	580
Armored cav troop	3	270	30	5,160
Mechanized rifle troop	24	4,464	—	—
Separate artillery, total	—	3,285	—	4,239
155-mm battalion, separate	6	3,240	6	3,240
105-mm battalion	—	—	2	950
Highlander Scout units	1	2,390	—	2,390
Infantry divisions	10	109,714	10	110,585
Infantry regiment, separate	1	2,823	3	10,077
Infantry battalion, separate	6	3,900	7	4,680
Other separate infantry units	—	1,368	—	156
Ranger units	—	13,970	—	14,792
Ranger battalions	20	13,180	3	2,235
Special Forces	—	3,042	—	3,101
Military intelligence and security units	—	4,328	—	2,438
Psychological warfare units	—	2,339	—	2,339
Schools and training activities	—	15,689	—	14,676
Students	—	25,500	—	—
Chemical units	—	110	—	—
Engineer units, total	—	17,133	—	18,364
Engineer battalion, construction	7	4,249	8	4,856
Engineer battalion, light combat	12	6,480	13	7,020
Medical units	—	7,185	—	7,326
Military Police units	—	3,746	—	5,809
Ordnance units	—	8,088	—	8,654
Quartermaster units	—	2,368	—	2,368
Signal units	—	9,613	—	9,583
Transportation units	—	7,035	—	7,785
Miscellaneous	—	6,000	—	—
Military Security units	—	—	—	2,816
Pipeline	—	—	—	49,499
Total authorized RVN Army	—	283,047	—	321,275
Total assigned RVN Army at end of fiscal year	—	282,700	—	357,959

(C) **TABLE C3**  
**Functional Analysis of RVN Army Authorized**  
**Force Structure, FY67-FY68<sup>a</sup>**

Unit	FY67 <sup>a</sup>		FY68 <sup>b</sup>	
	Aggregate military strength	Percent of total RVN Army	Aggregate military strength	Percent of total RVN Army
Combat	150,855	53.3	163,141	50.8
Divisional <sup>c</sup>	117,964	41.6	120,298	37.4
Combat	93,265	—	—	—
Combat support	17,427	—	—	—
Combat service support	7,272	—	—	—
Nondivisional	32,891	11.6	42,843	13.3
Separate infantry	9,242	3.3	17,303	5.4
Armored	6,919	2.4	7,647	2.3
Rangers	13,896	4.9	14,792	4.6
Special Forces	2,834	—	3,101	1.0
Combat support	31,391	11.1	35,319	11.0
Artillery	3,240	4.7	4,239	1.3
Engineer	9,231	3.3	9,885	3.1
Signal	7,683	2.7	7,793	2.4
Military Police	4,026	1.4	5,809	1.8
Military intelligence and security	4,872	1.7	5,254	1.6
Political warfare	2,339	—	2,339	0.7
Combat service support	34,459	12.2	36,432	11.3
Engineer	7,902	2.8	8,509	2.6
Medical	7,185	2.5	7,326	2.3
Ordnance	8,198	2.9	8,654	2.7
Quartermaster	2,368	—	2,368	0.7
Signal	1,771	0.6	1,790	0.6
Transportation	7,035	—	7,785	2.4
Administrative overhead	50,879	18.0	71,707	22.3
Above corps level	12,079	—	18,140	5.6
Corps level and below	6,300	—	4,068	1.3
Pipeline	32,500	11.5	49,499	15.4
Training base	15,604	5.5	14,676	4.6
Total	283,188	—	321,275	—

<sup>a</sup>Based on Ref 27, as of 24 April 1967.

<sup>b</sup>Based on Ref 22.

<sup>c</sup>Includes the airborne division.

**STRENGTH**

(U) Table C4<sup>28, 29</sup> shows the assigned strength and other data on personnel turnover of the RVN Army.

(C) **TABLE C4**  
**RVN Army Monthly Personnel Strengths and Losses, FY67-FY68<sup>a</sup>**  
 (In thousands except average rate per 1000 per month)

Month	Assigned strength		Accessions		Net desertions		KIA <sup>c</sup>	
	FY67	FY68	FY67	FY68	FY67 <sup>b</sup>	FY68	FY67	FY68
Jul	280.4	288.7	9.0	7.4	3.8	2.5	0.3	0.3
Aug	282.5	290.3	7.8	7.6	4.5	2.8	0.3	0.6
Sep	284.6	292.6	8.0	7.5	6.5	2.5	0.3	0.4
Oct	280.9	295.9	8.0	9.0	4.9	3.0	0.3	0.5
Nov	282.2	300.4	7.2	9.5	3.5	3.1	0.3	0.7
Dec	283.9	302.8	6.4	8.8	3.4	2.8	0.3	0.6
Jan	281.9	302.0	6.7	3.3	3.3	2.0	0.3	1.0
Feb	280.1	303.9	4.7	6.8	3.8	1.9	0.3	2.4
Mar	281.2	324.6	7.4	20.4	3.7	0.4	0.5	1.2
Apr	283.2	347.1	8.0	23.3	2.9	3.5	0.6	0.9
May	284.3	354.9	5.7	17.2	3.0	4.9	0.5	1.6
Jun	286.8	358.0	9.3	13.1	2.9	5.5	0.3	0.9
Monthly average	282.7	313.4	7.4	11.2	3.9	2.9	0.4	0.9
Average rate per 1000 per month	—	—	26.2	35.8	13.8	9.2	1.4	2.9

<sup>a</sup>Based on Refs 1, 28, 29.

<sup>b</sup>Total desertions.

<sup>c</sup>Killed in action.

**LOGISTICS**

(U) The logistical system of the RVN Army in effect during FY68 is described in App A. References 1, 2, and 4 contain descriptions of the logistical system in earlier years.

**Materiel and Maintenance**

(U) Many of the tables that follow contain data for the period 26 March 1966 to 30 June 1967 in order to provide a comparison with the data for FY68. The data for the former period are repeated from RAC-TP-333.<sup>1</sup> The change from the DOD MAP to service funding of military assistance for the RVN on 25 March 1966 has resulted in the unavailability of data on deliveries of specific items of materiel (except ammunition) for FY66 and FY67. The estimated total cost for FY67 was calculated on the basis that deliveries during the period 26 March 1966-30 June 1967 were made at a uniform rate.

(U) Table C5<sup>30</sup> shows the estimated cost of materiel and maintenance for the RVN Army. The estimate in Table C5 includes some repair parts for RVN

**CONFIDENTIAL**

(U)

Navy, Marines, and Air Force equipment for which the RVN Army furnishes maintenance support. Most of this equipment consists of vehicles and Army-type weapons. The data in Table C5 also cover an unknown amount of repair parts, consumables, and attrition replacement items for the RF and PF. It is surmised that the cost of the materiel for non-RVN Army elements does not exceed 3 percent of the total.

(C)

TABLE C5

**Estimated Total Cost of Materiel and Maintenance for RVN Army, FY67-FY68**

Description and generic code	FY67 <sup>1</sup>			FY68 <sup>12</sup>		
	Cost, thous of dollars	Percent of total cost	Annual per capita cost, dollars	Cost, thous of dollars	Percent of total cost	Annual per capita cost, dollars
US military assistance materiel	183,002.4	78.2	647.3	434,073.0	89.9	1385.0
Combat vehicles (D00)	3,494.6	1.5	12.4	15,639.9	3.2	49.9
Miscellaneous boats and craft (C00)	13.8	—	—	825.6	0.2	2.6
Tactical and support vehicles (E00)	13,680.6	5.8	48.4	27,310.3	5.7	87.1
Weapons (F00)	5,050.2	2.2	17.9	35,056.5	7.3	111.9
Ammunition (G00)	89,193.4	38.1	315.5	139,287.0	28.9	444.4
Communications equipment (H00)	6,624.6	2.8	23.4	19,605.6	4.1	62.6
Other support equipment (J00)	11,819.4	5.1	41.8	29,290.1	6.1	93.5
Supplies (K00)	28,031.0	12.0	99.2	93,750.6	19.4	299.1
Subtotal	157,907.6	67.5	—	360,765.6	74.7	—
Supply operations (13%)	20,528.0	8.8	—	46,899.5	9.7	—
Ground handling equipment (A00)	—	—	—	3.2	—	—
USARV nonreimbursable	4,566.8	1.9	—	26,404.7 <sup>a</sup>	5.3	—
RVN defense budget	50,903.9	21.8	180.1	48,513.0	10.1	154.8
RVN	31,558.8	13.5	111.6	31,743.8	6.6	101.3
US support	19,345.1	8.3	68.4	16,769.2	3.5	53.5
Maintenance of materiel	80.3	—	0.3	60.8	—	0.2
RVN	—	—	—	—	—	—
US support (foreign technicians)	80.3	—	0.3	46.8	—	0.15
Rehabilitation (M2)	—	—	—	14.0	—	0.05
Total	233,986.6	100.0	827.7	482,646.8	100.0	1540.0
RVN	31,558.8	13.5	111.6	31,743.8	6.6	101.3
US support	202,427.8	86.5	716.1	450,903.0	93.4	1438.7

<sup>a</sup>Based on Ref 30.

**Materiel, less Ammunition**

(U) Table C6 shows the estimated total US military assistance expenditures for materiel and maintenance (less ammunition) for the RVN Army. Tables C7 to C12 show these expenditures by functional grouping of recipient units and activities. No data are available to relate deliveries of US military assistance materiel to inventories of materiel in the hands of the RVN Army, because US data refer to constructive deliveries (turned over to a common carrier in the CONUS for delivery to the RVN) and not to actual receipts by RVN authorities.

**CONFIDENTIAL**

(C)

TABLE C6

**Estimated Expenditures for US Military Assistance Materiel  
for RVN Army, less Ammunition**

Description and generic code	26 Mar 66-30 Jun 67 <sup>2</sup>			FY68 <sup>12</sup>		
	Number	Cost, thous of dollars	Percent of total cost	Number	Cost, thous of dollars	Percent of total cost
Combat vehicles (D00)	181	4,368.3	4.5	520	15,639.9	6.2
Car, personnel, armored, M113 (D1A)	122	1,290.7	—	255	5,561.6	—
Car, personnel, CMDO, AM706 (D1C)	59	3,077.6	—	166	5,243.6	—
Flamethrowers, M132 (D2Z)	—	—	—	20	567.2	—
Tank, light, M41 (D3A)	—	—	—	62	2,989.0	—
Recovery vehicles, M578 (D4A)	—	—	—	17	1,278.5	—
Miscellaneous boats and craft (C00)	20	17.3	—	426	825.6	0.3
Landing craft (C5P)	—	—	—	19	327.9	—
LCVP (C5Q)	—	—	—	6	247.3	—
Boat assault (C5Z)	—	—	—	390	239.2	—
Ship spare parts (C9A)	—	—	—	—	11.2	—
Tactical and support vehicles (E00)	3,632	17,100.7	17.6	6,411	27,310.3	10.9
Semitrailers, stake, 12-ton (E1B)	418 <sup>u</sup>	—	—	83	439.2	—
Semitrailers, low-bed, 25 ton (E1D)	—	—	—	27	162.8	—
Trailer, cargo (E2A)	—	—	—	53	37.1	—
Trailer, tank, 1½ ton (E2B)	—	—	—	49	81.9	—
Trailer, ammunition, 1½ ton (E2C)	—	—	—	293	293.3	—
Trailer, low-bed, 8-ton (E2E)	—	—	—	16	66.6	—
Trailer, flat-bed, 10-ton (E2F)	—	—	—	11	23.5	—
Trailer, other (E2Z)	—	1,600.2	—	16	13.7	—
Trucks, cargo, ¼-ton (E3A)	1,763	3,299.4	—	2,260	4,321.8	—
Trucks, cargo, 1-ton (E3G)	471	1,463.0	—	1,157	2,591.8	—
Trucks, cargo, 2½-ton (E3K)	525 <sup>b</sup>	1,463.0	—	1,575	11,768.4	—
Trucks, dump, 2½-ton (E3L)	—	—	—	507	4,236.0	—
Trucks, special-purpose, 2½-ton (E3M)	—	—	—	29	282.3	—
Trucks, tank, 2½-ton (E3N)	—	4,252.1	—	6	69.1	—
Trucks, cargo, 5-ton (E3T)	425 <sup>c</sup>	—	—	48	587.4	—
Trucks, dump, 5-ton (E3N)	—	—	—	105	1,184.5	—
Trucks, wrecker, 5-ton (E3X)	—	6,486.0	—	14	298.9	—
Ambulance, 1-ton (E4E)	—	—	—	136	683.1	—
Trucks, other (E3Z)	—	—	—	26	168.9	—
Weapons (F00)	117,081	6,312.7	6.5	233,584	35,056.5	14.0
Pistol, .45-cal (F1A)	2,662	72.8	—	9,758	293.6	—
Carbine, .30-cal (F1B)	59,202 <sup>d</sup>	2,725.5 <sup>d</sup>	—	24,930	1,246.9	—
Rifle (F1C)	—	—	—	121,849	12,598.9	—
Bayonets (F1D)	—	—	—	63,803	154.0	—
Machineguns (F1F)	783	207.2	—	3,283	1,645.4	—
Mounted tripod (F1G)	—	—	—	1,145	221.2	—
Shotguns (F1H)	—	—	—	42	97.1	—
Launcher, M79 (F1L)	5,386	843.1	—	7,893	1,823.0	—
Mortar, 60-mm (F1M)	260 <sup>e</sup>	40.8 <sup>e</sup>	—	439	108.3	—
Mortar, 81-mm (F2S)	—	—	—	380	438.2	—
Rifles, 57-mm (F1Z)	120	30.6	—	32	15.2	—
Howitzer, 105-mm towed (F2H)	6	24.8	—	51	658.2	—
Howitzer, 155-mm towed (F2J)	36	203.7	—	9	113.0	—
Rifle, 106-mm (F2P)	—	—	—	70	382.6	—
Other weapons (F4A)	48,626	1,315.1	—	—	678.7	—
Fire-control equipment (F4D)	—	106.4	—	—	383.1	—
Weapon spare parts (F9A)	—	742.7	—	—	14,199.1	—





**CONFIDENTIAL**

(C)

TABLE C6 (continued)

Description and generic code	26 Mar 66-30 Jun 67 <sup>2</sup>			FY68 <sup>12</sup>		
	Number	Cost, thous of dollars	Percent of total cost	Number	Cost, thous of dollars	Percent of total cost
Other equipment	—	58,093.7	59.9	—	142,646.3	57.0
Communications equipment (H00)	—	8,280.7	8.5	—	19,605.6	7.8
Telephone and telegraph (H1)	—	1,127.3	—	—	509.8	—
Radio (H2)	—	4,047.2	—	—	10,147.5	—
Communication spare parts (H9)	—	2,258.9	—	—	8,050.8	—
Other (H6)	—	847.3	—	—	877.6	—
Direction finders (H3)	—	—	—	—	19.9	—
Support equipment (J00)	—	14,774.2	15.2	—	29,290.1	11.7
Construction (J2)	—	2,916.6	—	—	3,649.9	—
Materials handling (J3)	—	285.9	—	—	3,147.1	—
Photographic (J4)	—	526.3	—	—	266.9	—
Other (J6)	—	11,036.6	—	—	22,200.2	—
Training aids (J5)	—	—	—	—	10.8	—
Other spare parts (J9)	—	8.8	—	—	15.2	—
Supplies (K00)	—	35,038.8	36.6	—	93,750.6	37.5
Clothing and textile (K1)	—	12,982.9	—	—	19,778.8	—
Medical (K2)	—	14,593.4	—	—	4,688.8	—
Subsistence (K3)	—	—	—	—	21,417.7	—
General (K4)	—	1,274.2	—	—	5,106.0	—
Industrial (K5)	—	262.8	—	—	1,261.3	—
Petroleum (K6)	—	620.6	—	—	5,251.3	—
Construction (K7)	—	2,049.0	—	—	7,904.2	—
Automotive (K8)	—	3,191.1	—	—	28,064.6	—
Electronic (K9)	—	64.8	—	—	277.9	—
Other (A00)	—	—	—	—	3.2	0.001
Ground handling	—	—	—	—	3.2	—
Total materiel	—	85,892.7	88.5	—	221,481.8	88.0
Supply operations (13% materiel)	—	11,152.7	11.5	—	287,921.6	11.5
Rehabilitation of equipment (M2)	—	—	—	—	14.0	0.01
Total	—	97,045.1	100.0	—	250,288.4	100.0

<sup>a</sup>Includes all trailers.

<sup>b</sup>Includes all 2½-ton trucks.

<sup>c</sup>Includes all 5-ton trucks.

<sup>d</sup>Includes F1B carbine and F1C rifle.

<sup>e</sup>Includes 60- and 81-mm mortars.

**CONFIDENTIAL**

(C) **TABLE C7**  
**US Military Assistance Materiel Deliveries for RVN Army**  
**Divisions and Separate Infantry Regiments**

Item	26 Mar 66-30 Jun 67 <sup>1</sup>		FY68 <sup>12</sup>	
	Number	Funded cost, thous of dollars	Number	Funded cost, thous of dollars
Boat, PNFU, 3-man	—	—	14	4.5
Trailer, low-bed, 8-ton	3	10.1	—	—
Trailer, 1/2-ton ABT	28	45.5	237	237.8
Trailer, 1/4-ton	—	—	17	8.7
Truck, 1/4-ton, M606 and M151	218	407.1	266	561.9
Ambulance, 1-ton, 4XY	—	—	1	5.0
Truck, 1-ton, M601	6	19.0	111	376.4
Truck, 2 1/4-ton ABT, M602-M614	4	25.2	155	1,195.4
Truck, 5-ton ABT	29	318.3	—	—
Pistol, .45-cal	1,065	28.3	468	12.9
Carbine, .30-cal	7,346	241.8	740	37.5
Rifle, BAR, .30-cal, M1918A2	2,473	316.1	618	98.3
Rifle, 5.56-mm, M16B1	14,389	646.7	85,376	8,284.9
Bayonets	16,106	28.6	10,724	25.5
Machinegun, 7.62-mm, M60	—	—	1,018	635.2
Machinegun, .30-cal BR	300	44.6	80	14.5
Mounts	—	—	572	149.7
Grenade launchers, M7	2,800	470.9	2,527	624.2
Mortars, 60-mm	94	12.4	18	5.0
Rifle, 106-mm, M79	—	—	55	300.6
Rifle, 57-mm, M1842	65	21.0	32	15.2
Howitzers, 105-mm towed, M101A1	—	—	63	388.2
Mortars, 81-mm	60	11.9	76	78.0
Fire-control instruments	—	57.8	—	59.6
Weapon spare parts	—	—	—	1,168.4
Telephone and telegraph	—	117.1	—	4.2
Radio equipment	—	694.1	—	288.8
Other communications equipment	—	9.3	—	22.2
Construction equipment	—	34.6	—	48.1
Other photo equipment	—	2.2	—	4.9
Other equipment	—	105.0	—	228.5
General supplies	—	2.4	—	54.1
Automotive supplies	—	—	—	0.1
Construction equipment parts	—	16.4	—	17.4
Electronic supplies	—	50.0	—	5.2
Total	—	3736.8	—	14,960.9

# CONFIDENTIAL

(C)

TABLE C8

**US Military Assistance Materiel Deliveries for RVN Army  
Noninfantry Combat Units**

Item	26 Mar 66-30 Jun 67 <sup>1</sup>		FY68 <sup>12</sup>	
	Number	Funded cost, thous of dollars	Number	Funded cost, thous of dollars
Boat, assault	14	5.8	—	—
Flamethrower, M132	—	—	20	567.2
Car, personnel, armored, M113	70	412.4	—	—
Tank, light, M41A3	—	—	4	651.8
Car, armored, command	59	3077.6	166	5,243.6
Recovery vehicle, M578	—	—	16	1,194.0
Trailer, 25-ton, M172A1	9	45.7	5	30.2
Trailer, ammunition, 1½-ton, M332	—	—	64	63.4
Trailer, 25-ton	128	108.5	—	—
Trailer, truck, 1½-ton, M107	—	—	1	1.5
Trailer, low-bed, 8-ton	9	32.8	15	62.4
Trailer, low-bed, 10-ton	—	—	10	19.9
Truck, ¼-ton, M606	8	14.4	12	45.7
Truck, 1-ton, M601	4	12.5	9	29.6
Truck, 2½-ton	168	1191.3	101	832.2
Truck, 5-ton	133	1633.2	18	278.4
Pistol, .45-cal	206	5.6	273	7.5
Carbine, .30-cal	1286	45.2	—	—
Rifle, BAR, 5.56-mm, M16E1	120	12.1	18,400	2,341.6
Rifle, M1918A2, .30-cal	1144	40.8	58	7.0
Bayonets	3590	6.4	833	2.1
Mounts	—	—	253	43.7
Machinegun, .30-cal	111	15.2	93	17.2
Machinegun, 7.62-mm, M60	—	—	493	307.6
Grenade launchers, M79	899	105.4	689	180.2
Mortars, 60-mm, M19MTM5	15	2.0	8	2.2
Rifle, 106-mm, M40A1	—	—	12	65.6
Rifle, 57-mm, M18A2	20	3.3	—	—
Howitzer, 155-mm, towed	18	63.6	—	—
Mortar, 81-mm	9	1.7	22	22.2
Fire-control instruments	—	2.5	—	617.2
Weapon spare parts	—	0.9	—	13.7
Telephone and telegraph equipment	—	13.6	—	0.2
Radio equipment	—	501.2	—	593.3
Other communications equipment	—	1.8	—	0.8
Communication spare parts	—	—	—	14.7
Tractor, FT LS	—	—	9	216.2
Materials-handling equipment	—	—	—	34.8
Construction equipment	—	814.4	—	75.8
Other photo equipment	—	5.8	—	0.7
Other equipment	—	191.9	—	273.2
General supplies	—	22.0	—	4.9
Industrial supplies	—	—	—	3.4
Construction supplies	—	—	—	6.5
Electronic supplies	—	4.9	—	4.5
Automotive supplies	—	11.6	—	149.7
<b>Total</b>	<b>—</b>	<b>8406.0</b>	<b>—</b>	<b>14,026.6</b>

(C) **TABLE C9**  
**US Military Assistance Materiel Deliveries for RVN Army**  
**Combat Support Units**

Item	26 Mar 66-30 Jun 67 <sup>1</sup>		FY68 <sup>12</sup>	
	Number	Funded cost, thous of dollars	Number	Funded cost, thous of dollars
Aircraft support equipment	—	—	2	3.2
Miscellaneous boats and crafts	—	—	5	60.2
Carrier, personnel, M113	—	—	159	3452.7
Trailer, cargo, 1½-ton, M105A2	—	—	2	2.0
Truck, cargo, 1-ton, M601	1	3.1	28	87.2
Truck, 2½-ton	59	370.5	189	1668.4
Truck, ¼-ton, M606	12	22.2	—	—
Other trucks, V-17	—	—	4	24.7
Trailer, 25-ton	2	10.9	—	—
Truck, 5-ton	5	99.6	—	—
Pistol, .45-cal, M1911A1	16	0.4	24	0.7
Carbine, .30-cal	525	18.0	—	—
Rifle, BAR	3	0.3	—	—
Bayonets, M4	763	4.7	2595	6.4
Machinegun, .30-cal	6	0.8	—	—
Machinegun, 7.62-mm, M60	—	—	6	3.7
Launcher, M79	—	—	40	9.9
Fire-control equipment	—	—	—	1.9
Weapon spare parts	—	—	—	0.7
Telephone and telegraph equipment	—	427.2	—	48.9
Radio and TV equipment	—	401.8	—	1196.9
Other communications equipment	—	327.4	—	443.3
Communication spare parts	—	0.2	—	66.7
Construction equipment	—	33.5	—	15.8
Materials-handling equipment	—	—	—	317.6
Photographic equipment	—	0.8	—	1.0
Other equipment	—	342.4	—	1756.8
Medical supplies	—	—	—	187.8
General supplies	—	23.8	—	114.4
Industrial supplies	—	—	—	0.1
Construction supplies	—	7.9	—	119.2
Automotive supplies	—	—	—	18.0
Electronic supplies	—	—	—	0.1
Rifle, M1	42	1.5	—	—
<b>Total</b>	<b>—</b>	<b>2097.0</b>	<b>—</b>	<b>9608.4</b>

**CONFIDENTIAL**

(C)

TABLE C10

**US Military Assistance Materiel Deliveries for RVN Army  
Service Support and Command Units**

Item	26 Mar 66-30 Jun 67 <sup>1</sup>		FY68 <sup>12</sup>	
	Number	Funded cost, thous of dollars	Number	Funded cost, thous of dollars
Boats	6	11.5	65	351.6
Trailer, 12-ton, M127	—	—	68	359.9
Trailer, 25-ton, M172	28	142.2	2	12.1
Semitrailer, M118	60	331.7	—	—
Trailer, 1/4-ton, M100 and 367	—	—	19	10.5
Trailer, 1 1/2-ton, M107	34	28.8	4	7.5
Trailer, low bed, 8-ton	14	47.8	1	4.2
Truck, 1/4-ton, M606	93	172.1	153	286.7
Truck, 1-ton, M601	17	46.7	161	554.8
Truck, 2 1/2-ton ABT	121	1602.4	275	2,181.2
Truck, 5-ton, M54	209	3782.1	85	998.4
Ambulance, 1-ton, M615	—	—	75	427.0
Pistol, .45-cal, M1911A1	265	7.3	3322	91.2
Revolver, .38-cal	70	4.1	357	15.5
Carbine, .30-cal	1342	53.7	—	—
Rifle, BAR, M1918A2	72	7.3	366	58.2
Rifle, M1	3803	134.4	—	—
Bayonets	6783	12.8	8080	35.2
Machineguns, .30-cal	181	23.6	257	35.9
Machineguns, 7.62-mm	—	—	758	473.0
Mounted tripod	—	—	—	24.0
Grenade launcher, M7	117	8.0	799	197.4
Mortar, 60-mm	8	1.1	—	—
Mortar, 81-mm	2	0.4	204	204.8
Howitzer, towed, 105-mm	—	—	6	34.4
Howitzer, towed, 155-mm	—	—	6	21.2
Other weapons	—	9.1	—	67.9
Telephone and telegraph equipment	—	14.8	—	27.9
Radio equipment	—	141.6	—	353.2
Other communications equipment	—	83.6	—	272.4
Tractors	—	—	—	331.9
Construction equipment	—	657.4	—	252.0
Materials-handling equipment	—	17.9	—	2,101.8
Other photographic equipment	—	465.4	—	166.9
Training aids	—	—	—	10.8
Other equipment	—	868.8	—	1,988.7
Support equipment spare parts	—	—	—	10.7
Medical supplies	—	—	—	5.3
General supplies	—	70.0	—	240.5
Industrial supplies	—	—	—	0.3
Construction supplies	—	110.5	—	45.9
Automotive supplies	—	2.4	—	0.2
Electronic supplies	—	—	—	6.1
Total	—	8859.2	—	12,267.2

# CONFIDENTIAL

(C)

TABLE C11

**US Military Assistance Materiel Deliveries for RVN Army  
General-Support Activities**

Item	26 Mar 66-30 Jun 67 <sup>1</sup>		FY68 <sup>12</sup>	
	Number	Funded cost, thous of dollars	Number	Funded cost, thous of dollars
Miscellaneous boats and crafts	—	—	59	300.8
Ship spare parts and components	—	—	—	11.2
Carrier, personnel, M113	52	878.3	96	2,109.0
Tank, light, M41A3	—	—	58	2,337.2
Recovery vehicle, M578	—	—	1	84.5
Semitrailer, M127	—	—	15	79.4
Semitrailer, low-bed, M172	117	675.5	20	120.6
Semitrailer, M118	2	10.1	—	—
Trailer, flat-bed, 10-ton	—	—	1	3.6
Trailer, bolster, 2½-ton	—	—	8	8.8
Trailer, low-bed, 8-ton	7	25.9	—	—
Trailer, 1½-ton	—	—	59	85.8
Truck, ¼-ton, M606	1,394	2,612.4	1,829	3,427.5
Truck, 1-ton, M601	443	1,381.6	749	1,218.9
Truck, 2½-ton, M602	172	1,056.6	1,418	8,138.9
Truck, 5-ton, M54	49	652.8	64	793.9
Truck chassis, M619	—	—	22	144.2
Ambulance, 1-ton, M615	—	—	24	120.6
Pistol, .45-cal	928	23.6	1,058	29.1
Revolver, .38-cal	—	—	50	2.2
Carbine, .30-cal	7,282	345.7	19,560	978.0
Rifle, BAR, 5.56-mm	1,289	125.8	7,414	919.3
Rifle, M1	18,076	735.6	4,100	294.9
Bayonet	21,384	1,262.6	5,974	12.7
Machinegun, .30-cal	120	12.8	300	42.4
Machinegun, 7.62-mm	—	—	122	76.1
Grenade launcher, M7	1,252	177.8	1,446	220.8
Mounted tripod	—	—	7	0.8
Mortar, 60-mm	44	5.8	150	41.7
Mortar, 81-mm	28	5.5	78	133.3
Rifle, 57-mm, M18A2	35	6.3	—	—
Rifle, 106-mm, M79	—	—	3	16.4
Howitzer, 105-mm	6	24.8	9	124.8
Howitzer, 155-mm	10	140.1	18	299.8
Other weapons	—	37.0	—	302.7
Weapon spare parts	—	741.8	—	13,016.4
Telephone and telegraph equipment	—	554.5	—	326.7
Other telephone and telegraph equipment	—	—	—	75.5
Radio equipment	—	2,217.4	—	5,780.0
Other radio equipment	—	—	—	32.0
Other communications equipment	—	397.8	—	26.4
Communication equipment spare parts	—	2,258.7	—	7,984.2
Construction equipment	—	1,376.7	—	2,689.7
Materials-handling equipment	—	268.0	—	692.9
Photographic equipment	—	43.4	—	44.2
Training aid device	—	—	—	—

**CONFIDENTIAL**

(C) TABLE C11 (continued)

Item	26 Mar 66-30 Jun 67 <sup>1</sup>		FY68 <sup>12</sup>	
	Number	Funded cost, thous of dollars	Number	Funded cost, thous of dollars
Other support equipment	—	9,707.3	—	17,767.3
Support equipment spare parts	—	8.8	—	4.5
General supplies	—	1,153.0	—	4,647.3
Clothing and textiles supplies	—	12,982.9	—	19,778.8
Medical supplies	—	14,593.4	—	4,495.8
Subsistence	—	—	—	21,417.7
R & R other weapons	—	0.2	—	14.0
Industrial supplies	—	262.8	—	1,226.6
Petroleum supplies	—	620.6	—	5,251.2
Construction supplies	—	1,907.8	—	7,627.1
Automotive supplies	—	3,177.1	—	27,896.4
Electronic supplies	—	2.0	—	213.3
Total	—	62,470.7	—	163,487.9

(C) TABLE C12  
US Military Assistance Materiel Deliveries for RVN Army  
Intelligence Units and Activities

Item	26 Mar 66-30 Jun 67 <sup>1</sup>		FY68 <sup>12</sup>	
	Number	Funded cost, thous of dollars	Number	Funded cost, thous of dollars
Trailer, 2½-ton	1	0.8	—	—
Truck, ¼-ton, M606	38	71.2	—	—
Truck, 2½-ton	1	6.0	18	135.0
Truck, 1-ton	—	—	20	63.2
Pistol, .45-cal	111	3.0	—	—
Revolver, .38-cal	—	—	871	37.7
Carbine, .30-cal	10	0.5	—	—
Machinegun, .30-cal	65	110.2	—	—
Mounted tripod	—	—	15	1.8
Bayonet	—	—	400	1.0
Grenade launcher	328	81.0	408	100.8
Telephone and telegraph equipment	—	0.2	—	—
Radio equipment	—	91.1	—	118.2
Other communication equipment	—	27.7	—	107.2
Other photographic equipment	—	8.7	—	34.6
Other equipment	—	13.1	—	27.0
General supplies	—	3.0	—	0.7
Construction supplies	—	6.4	—	103.8
Electronic supplies	—	7.9	—	—
Total	—	430.8	—	731.0

# CONFIDENTIAL

(U)

TABLE C13

**RVN Army Weapons Inventory on Various Dates, 1967-1968**

Weapon	30 Jun 67 <sup>1</sup>			30 Jun 68 <sup>2</sup>		
	In units	Density per 1000 assigned strength	Depot stocks	In units	Density per 1000 assigned strength	Depot stocks <sup>a</sup>
Small arms, total	275,159	959.6	222,560	275,876	770.6	199,360
Pistols <sup>b</sup>	20,745	72.3	4,692	24,144	67.4	6,907
Carbines, .30-cal, M1 and M2	132,227	461.2	90,100	99,487	277.9	66,694
Rifles, .30-cal, M1	87,023	303.6	33,105	83,007	231.9	24,456
Rifles, 5.56-mm, M16	—	—	—	48,730	136.1	1,416
Shotguns, 12-gauge	738	2.6	73,879	698	1.9	70,303
Submachineguns, M1A1	21,439	74.8	17,879	17,462	48.8	22,880
Automatic rifle, BAR	12,927	45.1	2,905	2,348	6.6	9,704
Machineguns, total	5,320	18.5	2,209	6,803	19.0	1,652
.30-cal, M19	4,573	15.9	2,020	5,179	14.5	1,417
.50-cal, M2	747	2.6	189	393	1.1	179
7.62-mm, M60	—	—	—	1,231	3.4	56
Rocket launchers, 3.5-in., M20	674	2.4	1,305	1,101	3.1	817
Grenade launchers, M7	10,573	36.9	4,586	13,533	37.8	3,831
Launchers, M79, 40-mm	5,192	18.1	642	7,189	20.1	831
Mortar, totals	2,417	8.5	979	3,024	8.2	796
60-mm, M2, M19, M35	1,569	5.5	705	1,719	4.8	587
81-mm, M1, M29, M44	697	2.5	187	978	2.7	204
4.2-mm, M30	151	0.5	87	216	0.6	2
76-mm, M32	—	—	—	111	0.1	3
Cannon						
37-mm, M6	86	8.6	11	64	6.4	19
57-mm, M18	807	80.7	94	906	90.6	76
75-mm	140	14.0	134	81	8.1	—
105-mm howitzer, HM2	385	38.5	17	462	46.2	18
155-mm howitzer, HM1	114	11.4	16	121	12.1	12

<sup>a</sup>Depot stocks include items awaiting issue or repair for all RVN armed forces but exclude holdings of known obsolete weapons.

<sup>b</sup>Primarily M1911A1.

(U)

Tables C13 and C14<sup>31</sup> show respectively the available data on inventories of weapons and vehicles in the RVN Army at the end of FY67 and FY68.

**Ammunition**

(U) All ammunition for the RVN Army was funded through US Army military assistance and furnished by the US Army. Table C15 shows the annual delivery of ammunition for FY67 and FY68. The method used to determine the ammunition allocation for the RVN Army is described in App B. The data in Table C15 do not include the 13 percent additional cost factor to cover supply operations. Table C16 shows per capita factors on cost and amounts of the ammunition for the RVN Army. The cost factors do not include the costs of supply operations.





CONFIDENTIAL

(U) TABLE C14  
 RVN Army Vehicle Inventory on Various Dates, 1966-1968

Vehicle	30 Jun 66 <sup>1</sup>			30 Jun 67 <sup>1</sup>			30 Jun 68 <sup>31</sup>		
	In units	Density per 1000 assigned strength	Depot stocks	In units	Density per 1000 assigned strength	Depot stocks	In units	Density per 1000 assigned strength	Depot stocks
Total combat vehicles	654	2.4	430	760	2.6	256	1,111	3.1	335
Light tank, M24	30	0.1	48	32	0.1	9	32	0.1	2
Tank, M41	95	0.3	18	99	0.3	5	125	0.3	9
Cadillac, gage V-100	—	—	67	68	0.2	6	135	0.4	26
APC, M113	404	1.5	29	409	1.4	34	610	1.7	36
Miscellaneous	125	0.4	268	152	0.5	202	209	0.6	262
Total noncombat vehicles	20,256	73.3	4195	24,409	85.1	1909	24,528	68.5	3317
Trucks, 1/2-ton	7,182	26.0	987	8,993	31.4	962	9,206	25.7	1071
Trucks, 3/4-ton AMB	370	1.3	33	370	1.3	16	349	1.0	31
Truck, 3/4-ton	3,199	11.6	517	3,207	11.2	171	2,841	7.9	518
Truck, 1 1/2-ton	1,058	3.8	382	1,618	5.6	110	1,889	5.3	239
Truck, cargo, 2- to 3 1/2-ton	5,791	20.9	1,467	6,927	24.2	434	6,764	18.9	1035
Truck, dump, 2 1/2-ton	1,263	4.6	162	1,489	5.2	105	1,523	4.3	267
Truck, shop van, 2 1/2-ton	262	0.9	113	361	1.3	12	363	1.0	5
Truck, water, 2 1/2-ton	14	0.1	49	56	0.2	3	54	0.2	3
Truck, gasoline	82	0.3	20	88	0.3	6	92	0.3	7
Truck, cargo, 4- to 10-ton	216	0.8	58	227	0.8	3	310	0.9	30
Truck, tractor, 4- to 7 1/2-ton	428	1.5	186	556	1.9	34	585	1.6	43
Truck, wrecker, 2 1/4- to 6-ton	192	0.7	200	329	1.1	37	340	0.9	26
Truck, crane	1	—	7	1	—	5	6	0.1	7
Sedans	199	0.7	14	187	0.6	11	207	0.6	35
Total trailers	6,009	21.7	1,756	7,174	25.0	423	7,776	21.8	609
Trailer, 1/2-ton	2,167	7.8	275	2,277	7.9	36	2,388	6.7	74
Trailer, cargo, 1- to 1 1/2-ton	2,599	9.4	946	3,287	11.5	274	3,329	9.3	301
Trailer, water, 1- to 1 1/2-ton	810	2.9	223	950	3.3	53	1,245	3.5	147
Trailer, other	433	1.6	312	660	2.3	60	814	2.3	87



CONFIDENTIAL

TABLE C15  
US Army Ammunition Deliveries for RVN Army, FY67-FY68  
(Quantities and dollar values in thousands)

Generic code	Nomenclature	FY67 <sup>1</sup> total		FY68 <sup>24</sup>					
		Quantity	Value	Reimbursable		Excess		Total	
				Quantity	Value	Quantity	Value	Quantity	Value
G10	Ammunition, up to 75-mm and grenades	—	22,889.1	108,783.5	18,570.9	314.4	52.9	109,097.9	18,623.8
G1A	.22-cal	260.0	2.6	—	—	—	—	—	—
G1A	5.56-cal	13,987.6	1,004.2	46,234.9	4,490.0	—	—	46,234.9	4,490.0
G1B	.30-cal	112,765.8	9,305.5	—	—	—	—	—	—
G1B	.30-cal blank	—	—	4,484.8	391.1	—	—	4,484.8	391.1
G1B	.30-cal ball	—	—	28,808.4	2,765.2	—	—	28,808.4	2,765.2
G1B	.30-cal carbine	41,495.3	2,068.8	24,383.0	1,737.5	308.7	18.5	24,691.7	1,756.0
G1D	.38-cal	380.0	22.8	27.7	1.7	—	—	27.7	1.7
G1E	.45-cal	14,500.7	746.2	2,569.9	154.2	—	—	2,569.9	154.2
G1F	.50-cal	3,609.5	1,144.3	624.4	193.6	—	—	624.4	193.6
G1J	37-mm	—	—	6.7	159.4	—	—	6.7	159.4
G1K	40-mm	657.4	2,810.6	426.2	1,313.0	—	—	426.2	1,313.0
G1L	57-mm	102.8	747.0	13.8	448.1	4.8	34.1	18.6	482.2
G1M	60-mm mortar	269.3	2,291.1	436.9	5,308.3	—	—	436.9	5,308.3
G1P	Grenades, rifle	—	—	78.6	106.1	—	—	78.6	106.1
G1P	Grenades, hand	798.6	1,867.7	688.2	1,502.7	0.9	0.3	689.1	1,503.0
G1P	Grenades, other	392.2	988.3	—	—	—	—	—	—
G20	Ammunition, 75-mm and over	—	47,561.5	3,539.6	84,343.7	—	—	3,539.6	84,343.7
G2A	75-mm	2.5	36.5	—	—	—	—	—	—
G2B	76-mm	9.4	463.3	—	—	—	—	—	—
G2C	81-mm mortar	187.7	2,855.6	410.1	9,937.2	—	—	410.1	9,937.2
G2E	105-mm	1,112.5	27,304.6	2,299.8	54,621.9	—	—	2,299.8	54,621.9
G2F	106-mm	6.6	323.7	—	—	—	—	—	—
G2G	4.2-in. mortar	115.2	3,480.3	93.2	2,675.5	—	—	93.2	2,675.5
G2M	155-mm	260.5	9,257.9	736.5	17,409.1	—	—	736.5	17,409.1
G2M	Chg Prop 155	309.0	3,839.6	—	—	—	—	—	—



(C)

CONFIDENTIAL

G30	Land mines and explosives	488.6	1,141.5	287.9	394.2	0.3	0.2	288.2	394.4
G3A	Antipersonnel mines	—	—	28.1	357.7	—	—	28.1	357.7
G3Z	Other explosives	—	—	259.8	36.5	0.3	0.2	260.1	36.7
G50	Bombs and rockets	—	597.0	—	—	—	—	—	—
G5S	3.5-in. rockets	24.0	301.2	—	—	—	—	—	—
G5Z	Other rockets	0.4	295.8	—	—	—	—	—	—
G60	Pyrotechnic and chemical munitions	—	1,154.7	41.4	1,217.0	—	—	41.4	1,217.0
G6A	Chemical munitions	—	73.9	4.8	1,123.2	—	—	4.8	1,123.2
G6B	Pyrotechnics	—	1,080.8	36.6	93.8	—	—	36.6	93.8
G70	Other ammunition	—	15,849.6	205.3	40.5	—	—	205.3	40.5
G7B	Fuzes and primers	—	15,849.6	—	—	—	—	—	—
G7D	Miscellaneous other ammunition	—	—	205.3	40.5	—	—	205.3	40.5
	Total	—	89,193.4	—	104,566.3	—	53.1	—	104,619.4



CONFIDENTIAL

# CONFIDENTIAL

(C)

TABLE C16

Factors Based on Total Ammunition Deliveries for the RVN Army, FY67-FY68

Ammunition	FY67 <sup>1</sup>			FY68 <sup>25</sup>		
	Number per capita <sup>a</sup>	Cost per capita, dollars	Percent of total	Number per capita <sup>a</sup>	Cost per capita, dollars	Percent of total
Small arms, total	661.0	50.6	16.2	342.8	31.1	9.3
5.56-mm	49.5	1.0	1.3	147.5	14.3	4.3
.30-cal carbine	146.8	7.1	2.3	78.8	5.6	1.7
.30-cal ball	58.2	4.7	1.5	21.8	1.8	0.5
.30-cal ball, metal link belt	285.9	24.1	7.6	70.1	7.0	2.1
.30-cal blank	69.0	4.1	1.3	14.3	1.2	0.4
.38-cal special ball	0.2	0.0	—	0.1	0.1	—
.45-cal ball	51.3	3.9	0.9	8.2	0.5	0.1
.50-cal ball	12.8	4.0	1.3	2.0	0.6	0.2
40-mm	2.0	10.0	3.2	1.3	4.2	1.3
57-mm	0.4	2.6	0.8	0.1	1.5	0.4
37-mm	—	—	—	0.0	0.5	0.2
60-mm mortars	1.0	8.0	2.5	1.4	16.9	5.0
81-mm mortars	0.7	10.1	3.2	1.3	31.7	9.5
Hand grenades	3.7	9.4	2.9	2.2	4.8	1.4
Rifle grenades	0.5	0.5	—	0.3	0.3	0.1
4.2-in. mortar cartridge	0.4 <sup>b</sup>	12.7	4.0	0.2	7.4	2.2
4.2-in. mortar fuze	—	—	—	—	1.1	0.3
105-mm howitzer cartridge	4.0	97.0	30.6	5.4	150.7	45.0
105-mm howitzer fuze <sup>c</sup>	—	—	—	—	22.8	6.8
105-mm howitzer miscellaneous <sup>c</sup>	—	—	—	—	0.8	0.2
155-mm howitzer cartridge	1.0	46.0	14.7	1.6	47.1	14.2
155-mm howitzer fuze <sup>c</sup>	—	—	—	—	8.4	2.5
155-mm howitzer miscellaneous <sup>c</sup>	—	—	—	—	0.1	—
155-mm fuzes and primers	—	56.0	17.8	—	—	—
Land mines	—	4.0	1.3	0.1	1.1	0.3
Bulk explosives	—	—	—	—	0.1	—
Chemical agents	—	4.1 <sup>d</sup>	1.3 <sup>d</sup>	—	3.6	1.1
Pyrotechnics	—	—	—	—	0.3	0.1
Miscellaneous	—	4.6	1.5	—	0.2	0.1
<b>Total</b>	—	<b>316.0</b>	<b>100.0</b>	—	<b>334.8</b>	<b>100.0</b>

<sup>a</sup>Based on average monthly assigned strength.

<sup>b</sup>Cartridge only.

<sup>c</sup>For FY67, included in "fuzes and primers" under 105-mm and 155-mm howitzer and cartridges.

<sup>d</sup>Includes pyrotechnics.

## USARV Support

(U) HQ USARV provides some support from its resources to the RVN Army on a nonprogrammed basis. The cost of this support, mostly supplies, is charged to OMA and other funds controlled by HQ USARPAC.<sup>28</sup> The total costs reported for this support are given in Table C5. The available reports do not permit specific identification of the supplies furnished. It is surmised that the actual total cost of supplies furnished from USARV sources greatly exceeds that reported.



# CONFIDENTIAL

## RVN Expenditures for Materiel

(U) The only available data on RVN expenditures for materiel are contained in the RVN defense budgets. Table C17 shows the data derived from those budgets that pertain to the RVN Army (see App B for the derived RVN defense budget for the RVN Army). The materiel costs shown in Table C17 are believed to be primarily for consumables. Most of the funds in the RVN defense budget for the technical services are for pay and allowances of civilian personnel. It is surmised that many of these civilians are maintenance personnel.

## Maintenance of Materiel

(U) There are few data on maintenance, separate from materiel. The available data cover foreign technicians funded by the RVN defense budget and the costs of repair and rehabilitation of military assistance equipment (generic code M2). These data are shown in Table C5.

## CONSTRUCTION AND MAINTENANCE OF FACILITIES

(U) Reference 33 describes the responsibilities, procedures, and standards of US-supported construction for the RVNAF.

(U) Table C18 shows the total estimated expenditures for construction and maintenance of facilities for the RVN, including principal sources of funds. Tables C19<sup>34</sup> and C20<sup>35</sup> show respectively the construction and maintenance expenditures from US military assistance funds and from the RVN Army defense budget sources. The data in these tables are based on information furnished by HQ USMACV, Engineer Advisory Division, except where otherwise indicated.

## TRAINING

(U) Table C21 shows the estimated total expenditures for training of the RVN Army to include sources of funds and average annual per capita costs.

(U) Table C22<sup>36</sup> shows in greater detail the estimated costs of offshore training. Table C23 shows the reported attendance at various US Army schools and training centers. Table C24 shows the estimated costs of US military assistance materiel furnished for RVN Army training and schools.

(U) Table C25 shows the estimated expenditures for training of the RVN Army funded by the RVN defense budget.

## MILITARY PAY AND PERSONAL ALLOWANCES

(U) The military pay system of the RVN Army is complex and includes various allowances based on family status, cost of living, area of assignment, duties performed, and length of service. Detailed data and information on the RVN Army pay scales and system are contained in Ref 10.

(C) TABLE C17  
 Estimated RVN Army Materiel Costs Funded by the RVN Defense Budget, FY67-FY68<sup>a</sup>

Budget chapter	Description	FY67				FY68			
		Total cost, thous of dollars	US support, thous of dollars	RVN funds, thous of dollars	US support, percent of total	Total cost, thous of dollars	US support, thous of dollars	RVN funds, thous of dollars	US support, percent of total
		6	Transportation	5,049.2	2,696.1	2,353.1	53.4	3,676.3	2,025.3
9	Ordnance	4,938.1	622.4	4,315.7	12.6	3,982.7	975.6	3,007.1	24.5
10	Signal	1,519.3	392.6	1,126.7	25.8	1,294.1	516.0	778.1	39.9
11	Engineer-Supply and Maintenance	5,145.7	570.6	4,575.1	11.1	4,725.0	628.7	4,096.3	13.3
12	Quartermaster	30,887.6	14,882.5	16,005.1	48.2	32,363.8	12,623.6	19,740.2	39.0
13	Medical	3,364.0	180.9	3,183.1	5.4	2,470.9	0	2,470.9	0
	Total	50,903.9	19,345.1	31,558.8	38.1	48,512.8	16,769.2	31,743.6	34.6
	Average annual per capita cost	180.0	69.0	111.0	—	136.0	47.0	89.0	—

<sup>a</sup>Based on Table B4.

# CONFIDENTIAL

(C)

**TABLE C18**  
**Estimated Total Cost of Construction and Maintenance of**  
**Facilities for the RVN Army, FY67-FY68**  
(In thousands of dollars)

Item	FY67 <sup>1</sup>			FY68		
	Total cost	US support	RVN funds	Total cost	US support	RVN funds
Construction, total	18,628.0	14,861.0	3,767.0	12,615.9	6483.4	6132.5
Ammunition facilities	9.0	4.0	4.0	82.0	41.0	41.0
Cantonments and allied facilities	12,472.0	10,940.0	1,532.0	4,625.7	4280.8	344.9
Dependent housing	—	—	—	2,460.2	319.1	2141.1
Headquarters facilities	39.0	19.0	20.0	256.6	128.3	128.3
Medical facilities	2,286.0	1,491.0	795.0	1,132.6	750.4	382.2
Mortuary facilities	16.0	8.0	8.0	38.3	19.2	19.1
PW installations	2,161.0	1,454.0	707.0	803.6	401.8	401.8
Recruiting and induction centers	250.0	125.0	125.0	173.2	86.6	86.6
Tactical facilities	679.0	340.0	339.0	237.8	118.9	118.9
Training facilities	705.0	474.0	231.0	576.2	288.1	288.1
Miscellaneous	11.0	6.0	5.0	98.4	49.2	49.2
Unspecified	—	—	—	2,131.3	—	2131.3
Major rehabilitation total	—	—	—	1,215.4	607.7	607.7
Maintenance and miscellaneous total	10,735.0	3,164.0	7,571.0	4,038.2 <sup>a</sup>	1620.5	2417.7
Total	29,363.0	18,025.0	11,338.0	17,869.5	8711.6	9157.9
Total (less training facilities)	28,658.0	17,551.0	11,107.0	16,864.9	8209.3	8655.6
US % of total (less training facilities)	—	61.2	—	—	48.7	—
Average annual per capita cost (less training facilities) <sup>b</sup>	101.4	62.1	39.3	53.8	26.2	27.6

<sup>a</sup>Includes \$428.4 thousand total for training facilities. See Table C20.

<sup>b</sup>Based on average monthly strength and shown in absolute dollars.

(U)

**TABLE C19**  
**Construction for the RVN Army, Supported by**  
**US Military Assistance Funds,<sup>a</sup> FY67-FY68**  
(In thousands of dollars)

Item	FY67 <sup>1</sup>	FY68 <sup>3a</sup>
Cantonments and allied facilities	9,408.0	3935.8
Medical facilities	695.0	368.2
Interrogation centers	746.0	—
Training facilities	243.0	—
Total	11,092.0	4304.0

<sup>a</sup>MCA funds.

**CONFIDENTIAL**

(U)

TABLE C20  
**Estimated Support by the RVN Defense Budget of Construction and  
 Maintenance of Facilities for RVN Army, FY67-FY68**  
 (In thousands of dollars)

Item	FY67 <sup>1</sup>			FY68 <sup>a</sup>		
	Total	US support	RVN funds	Total	US support	RVN funds
Construction, total	7,536.0	3769.0	3,767.0	8,311.9	2179.4	6132.5
Ammunition facilities	9.0	4.0	5.0	82.0	41.0	41.0
Cantonments and allied facilities	3,064.0	1532.0	1,532.0	689.9	345.0	344.9
Dependent housing	—	—	—	2,460.2 <sup>b</sup>	319.1	2141.1
Headquarters facilities	39.0	19.0	20.0	256.6	128.3	128.3
Medical facilities	1,591.0	796.0	795.0	764.4	382.2	382.2
Mortuary facilities	16.0	8.0	8.0	38.3	19.2	19.1
PW installations	1,415.0	708.0	707.0	803.6	401.8	401.8
Recruiting and induction centers	250.0	125.0	125.0	173.2	86.6	86.6
Tactical facilities	679.0	340.0	339.0	237.8	118.9	118.9
Training facilities	462.0	231.0	231.0	576.2	288.1	288.1
Miscellaneous	11.0	6.0	5.0	98.4	49.2	49.2
Unspecified	—	—	—	2,131.3 <sup>c</sup>	—	2131.3
Major rehabilitation, total	—	—	—	1,215.4	607.7	607.7
Medical facilities	—	—	—	376.0	188.0	188.0
Training facilities	—	—	—	428.4	214.2	214.2
Miscellaneous	—	—	—	411.0	205.5	205.5
Maintenance and miscellaneous	10,735.0 <sup>d</sup>	3164.0	7,571.0	4,038.2 <sup>e</sup>	1620.5	2417.7
Total	18,271.0	6993.0	11,388.0	13,565.5	4407.6	9157.9
Total (less training facilities)	17,809.0	6702.0	11,107.0	12,560.9	3905.3	8655.6

<sup>a</sup>Based on Ref 34 unless otherwise specified.

<sup>b</sup>Includes \$1,822,100 for 100 percent RVN-funded construction.

<sup>c</sup>Based on Ref 35.

<sup>d</sup>Includes major rehabilitation. It is surmised that this figure is high.

<sup>e</sup>Based on Table B4 (Chap. 19 of Defense budget, less item 2).





**CONFIDENTIAL**

(C) **TABLE C21**  
**Estimated Total Cost of Training of the RVN Army, FY67-FY68**

Item	FY67 <sup>a</sup>		FY68	
	Cost, thous of dollars	Percent of total cost	Cost, thous of dollars	Percent of total cost
US military assistance funded	1772.4	47.3	2504.0	71.4
Offshore training	1422.3	33.6	2442.0	69.6
In-country training	581.1	13.7	31.0	0.9
MTTs <sup>b</sup>	56.5	1.3	3.5	0.1
Materiel	50.6	1.1	27.5	0.8
Construction <sup>c</sup>	243.0	11.2	—	—
RVN defense budget	2458.5	52.7	1004.6	28.6
US support	1544.7	31.1	502.3	14.3
RVN funds	913.8	21.6	502.3	14.3
Total	4230.9	100.0	3508.6	100.0
US support	3317.8	78.4	3006.3	85.7
RVN funds	913.8	21.6	502.3	14.3
Average per capita cost <sup>d</sup>	15	—	11	—

<sup>a</sup>Based on Ref 1 to include arithmetical corrections.

<sup>b</sup>Mobile training teams.

<sup>c</sup>Includes construction costs from Table C20.

<sup>d</sup>Based on average monthly strength and shown in absolute dollars.

(C) TABLE C22  
Estimated Cost of RVN Army Offshore Training and US MTTs, FY68<sup>36</sup>

Item	Officers		Enlisted men		Total		Percent of total	
	Number	Cost, thous of dollars	Number	Cost, thous of dollars	Number	Cost, thous of dollars	Number	Cost, thous of dollars
							Number	Cost, thous of dollars
CONUS, total	1326	1793.6	292	441.5	1618	2235.1	85.1	91.4
Operations	200	363.6	71	83.4	271	447.0	14.3	18.3
Communications/electronics	31	67.1	8	12.9	39	86.0	2.0	3.5
Maintenance	55	51.5	105	152.8	160	204.3	8.4	8.4
Logistics	75	67.3	23	13.2	98	80.5	5.2	3.3
Administrative	60	71.2	0	0	60	71.2	3.2	2.9
Professional specialist	296	975.0	85	173.2	381	1148.2	20.0	47.0
Orientation	604 <sup>a</sup>	185.7	0	0	604	185.7	31.8	7.6
Missile	5	12.2	0	0	5	12.2	0.2	0.4
Other offshore, total <sup>b</sup>	274	107.1	0	0	274	107.1	14.4	4.4
Operations	15	6.7	0	0	15	6.7	0.8	0.3
Logistics	20	9.4	0	0	20	9.4	1.0	0.4
Administrative	6	2.5	0	0	6	2.5	0.3	0.1
Professional/specialist	209	83.7	0	0	209	83.7	11.0	3.4
Orientation	24	4.8	0	0	24	4.8	1.3	0.2
MTT <sup>c</sup>	—	—	—	—	—	—	—	0.1
Miscellaneous <sup>d</sup>	—	—	—	—	—	—	—	4.1
Total	1600	1900.7	292	441.5	1892	2445.5	100	—
Average per capita student cost								
CONUS	—	1.4	—	1.5	—	1.4 <sup>e</sup>	—	—
Other offshore	—	0.4	—	—	—	0.4 <sup>e</sup>	—	—
All offshore	—	1.2	—	1.5	—	1.3	—	—
Student density per 1000								
RVN Army average assigned strength	5.1	—	0.9	—	6.1	—	—	—

<sup>a</sup>Includes a small number of civilians.

<sup>b</sup>Primarily in Okinawa.

<sup>c</sup>English language instruction.

<sup>d</sup>Includes contractor technical services (English language instruction) and escort officers.

<sup>e</sup>Does not include Miscellaneous and MTT.

# CONFIDENTIAL

(C) **TABLE C23**  
**RVN Army Attendance at US Army Schools and Courses, FY68<sup>30</sup>**

Training activity	Officers	Enlisted men	Total
School or course, total	637	201	838
Adjutant general	35	0	35
Armor	22	0	22
Artillery	35	0	35
Chaplain	3	0	3
Chemical	12	0	12
Civil action	13	0	13
Command and general staff college	7	0	7
Engineer	67	97	164
Finance	6	0	6
Infantry	28	36	64
Information	5	0	5
Intelligence	211	0	211
Judge advocate general	1	0	1
Medical	5	3	8
Military police	9	14	23
Ordnance	46	7	53
Psychological operations	30	0	30
Quartermaster	22	11	33
Signal	40	10	50
Special Forces	5	0	5
Transportation	30	23	53
Women's Army Corps	5	0	5
Miscellaneous, total	833	90	923
Civil schools	39	0	39
Observers and orientation	687	1	688
On-the-job training	38	36	74
English language	69	53	122
<b>Total</b>	<b>1470</b>	<b>291</b>	<b>1761</b>

(C) **TABLE C24**  
**US Military Assistance Materiel Deliveries for**  
**RVN Army Training, FY67-FY68**  
*(In thousands of dollars)*

Item	26 Mar 66-30 Jun 67 <sup>1</sup>	FY68 <sup>12</sup>
Automotive supplies	—	0.1
Construction equipment	14.5	—
Miscellaneous training aids	3.6	—
Other equipment	7.8	21.0
Photographic equipment	1.0	—
Radio equipment	3.6	—
Telephone and telegraph equipment	31.4	—
Weapons and fire-control instruments	1.3	6.4
<b>Total</b>	<b>63.2</b>	<b>27.5</b>

# CONFIDENTIAL

(U) Table C26 shows the estimated total expenditures for military pay and allowances for the RVN Army to include source and average per capita costs. Table C27 shows the average pay and allowances of RVN Army personnel as of April 1968.

(C) TABLE C25  
Estimated Expenditures for Training of the RVN Army  
Funded by RVN Defense Budget, FY67-FY68

Item	FY67 <sup>1</sup>		FY68 <sup>a</sup>	
	Cost, thous of dollars	Percent of total cost	Cost, thous of dollars	Percent of total cost
Unit training	466.9	19.0	232.6	9.0
US support	350.1	14.2	116.3	4.5
RVN funds	116.8	4.8	116.3	4.5
Schools and training centers	1521.7	61.9	1208.7	46.6
US support	963.6	39.2	594.2	22.9
RVN funds	558.1	22.7	614.5	23.7
Sports and ceremonies	7.9	0.3	6.5	0.3
US support	—	—	—	—
RVN funds	7.9	0.3	6.5	0.3
Publications and training aids	—	—	141.5	5.5
US support	—	—	48.9	1.9
RVN funds	—	—	92.6	3.6
Construction and rehabilitation	462.0 <sup>b</sup>	18.8	1004.6	38.6
US support	231.0	9.4	502.3	19.3
RVN funds	231.0	9.4	502.3	19.3
Total	2458.5	100.0	2593.9	100.0
US support	1544.7	62.8	1261.7	48.6
RVN funds	913.8	37.2	1332.2	51.4

<sup>a</sup>From Tables B4 and C20.

<sup>b</sup>Does not include any rehabilitation.

## OTHER RVN ARMY COSTS

(U) Table C28 shows the estimated total and average annual per capita expenditures for miscellaneous RVN Army activities and agencies not previously described. A more detailed breakdown of the data is contained in Table B4.

## RECAPITULATION

(U) Table C29 shows the estimated cost of the RVN Army to include distribution by functional category and annual per capita costs.



(C) TABLE C26  
Estimated Expenditures for RVN Army Military Pay and Allowances, FY67-FY68

Budget chapter	Description	FY67 <sup>1</sup>				FY68 <sup>a</sup>			
		Total, thous of dollars	US support, thous of dollars	RVN funds, thous of dollars	US support, percent of total	Total, thous of dollars	US support, thous of dollars	RVN funds, thous of dollars	US support, percent of total
1	Office of Minister of National Defense	25.8	0	25.8	0	38.6	0	38.6	0
2	Officers pay and allowances	38,830.8	22,383.4	16,447.4	57.6	27,407.5	7,608.9	19,798.6	27.8
3	Enlisted pay and allowances	209,040.7	81,966.1	127,074.6	39.2	159,034.3	40,211.6	118,822.7	25.3
4	Gratuities	7,000.8	0	7,000.8	0	3,299.4	0	3,299.4	0
5	Subsistence	2,368.6	0	2,368.6	0	1,784.1	0	1,784.1	0
	Total	257,266.7	104,349.5	152,917.2	—	191,563.9	47,820.5	143,743.4	—
	Average annual per capita cost, total <sup>b</sup>	910.0	369.0	541.0	40.6	611.2	152.6	458.6	25.0

<sup>a</sup>Based on Table B4, which contains more details. The discrepancies between FY67 and FY68 are due in part to different piaster conversion rates for CY67 and CY68 defense budgets: CY67 1:80; CY68 1:118.  
<sup>b</sup>Shown in absolute dollars.



**CONFIDENTIAL**

(U) **TABLE C27**  
**RVN Army Average Annual Pay and Allowances, 1 April 1968<sup>10</sup>**

Grade	Percent married	Average number of children	Base pay <sup>a</sup>	Family allowance <sup>a</sup>	Total pay <sup>a</sup>	
					Zone I	Zone II
GEN	100	—	1544	137	—	2500
LTC	100	4.85	1473	159	1575	2515
MG	100	5.50	1326	175	2484	2375
BG	94	4.93	1287	159	2558	2261
COL	96	3.23	994	116	1976	1728
LTC	93	4.65	865	151	1824	1734
MAJ	91	4.26	757	141	1669	1562
CPT	90	4.37	668	143	1546	1473
1LT	80	2.71	555	98	1250	1227
2LT	60	1.82	467	68	1011	1011
Aspirant	46	1.43	334	53	785	797
1MSG	97	5.33	368	170	1362	1243
MSG	96	4.91	331	159	1277	1153
1SG	93	4.47	298	147	1173	1070
SGT	68	2.27	230	82	805	756
1CPL	90	3.10	224	111	930	841
CPL	84	2.10	194	63	681	635
PFC	75	1.57	170	50	588	553
PVT	50	0.97	154	32	480	467

<sup>a</sup>To nearest dollar.



(C) TABLE C28  
 Estimated Expenditures for Other RVN Army Activities and Agencies  
 Funded by the RVN Defense Budget, FY67 - FY68

Budget chapter	Description	FY67 <sup>1</sup>				FY68 <sup>2</sup>			
		Total, thous of dollars	US support, thous of dollars	RVN funds, thous of dollars	US support, percent of total	Total, thous of dollars	US support, thous of dollars	RVN funds, thous of dollars	US support, percent of total
14	Psywar civic action	4,375.9	3389.1	986.8	77.4	3791.1	3158.4	632.7	83.3
16	Central agencies	1,266.3	—	1266.3	—	868.0	—	868.0	—
17	Regional agencies	878.2	—	878.2	—	1400.2	—	1400.2	—
22	Social welfare	1,022.9	—	1022.9	—	973.5	152.4	821.1	15.7
23	Legal claims	121.4	—	121.4	—	87.6	—	87.6	—
24	Special expenses	250.0	—	250.0	—	120.8	—	120.8	—
28	Chaplains	312.7	—	312.7	—	237.0	—	237.0	—
29	Polwar	2,508.8	1687.5	821.3	67.3	1077.8	13.3	1064.5	1.2
30	Veterans affairs	305.7	—	305.7	—	—	—	—	—
	Total	11,041.9	5076.6	5965.3	46.0	8556.0	3324.1	5231.9	38.9
	Average annual per capita cost <sup>b</sup>	39.0	18.0	21.0	—	27.3	10.6	16.7	—

<sup>a</sup>Based on Table B4.

<sup>b</sup>Based on average monthly assigned strength and shown in absolute dollars.



**CONFIDENTIAL**

(C)

**TABLE C29**  
**Estimated Cost of Support of the RVN Army, FY67-FY68**

Item	FY67			FY68		
	Total cost, thous of dollars	Percent of total cost	Average per capita cost, dollars	Total cost, thous of dollars	Percent of total cost	Average per capita cost, dollars
Materiel and maintenance, total	233,986.6	43.7	827.7	482,646.8	68.6	1540.0 <sup>u</sup>
US support	202,427.8	37.8	716.1	450,903.0	64.1	1438.7
Military assistance funds	183,002.4	34.2	647.1	434,073.0	61.7	1385.0
RVN defense budget	19,425.4	3.6	68.7	16,830.0	2.4	53.7
RVN funds	31,558.8	5.9	111.6	31,743.8	4.5	101.3
Construction, total (less training facilities)	28,658.0	5.4	101.4	16,864.9	2.4	53.8 <sup>b</sup>
US support	17,551.0	3.3	62.1	8,209.3	1.2	26.2
Military assistance funds	10,849.0	2.0	38.4	6,482.4	0.9	20.7
RVN defense budget	6,702.0	1.3	23.7	1,725.9	0.3	5.5
RVN funds	11,107.0	2.1	39.3	8,655.6	1.2	27.6
Training, total	4,228.0	0.8	15.0	3,508.6	0.5	11.2 <sup>c</sup>
US support	3,314.2	0.6	11.7	3,006.2	0.4	9.6
Military assistance funds	2,000.5	0.4	7.1	2,504.0	0.3	8.0
RVN defense budget	1,313.7	0.2	4.6	502.3	0.1	1.6
RVN funds	913.8	0.2	3.3	502.3	0.1	1.6
Pay and allowances, total	257,266.7	48.1	910.3	191,563.9	27.3	611.2 <sup>d</sup>
US support	104,349.5	19.5	369.0	47,820.5	6.8	152.6
Military assistance funds	—	—	—	—	—	—
RVN defense budget	104,349.5	19.5	369.0	47,820.5	6.8	152.6
RVN funds	152,917.2	28.6	541.0	143,743.4	20.5	458.6
Other, total	11,041.9	2.0	39.0	8,556.0	1.2	27.3 <sup>e</sup>
US support	5,076.6	0.9	18.0	3,324.1	0.5	10.6
Military assistance funds	—	—	—	—	—	—
RVN defense budget	5,076.6	0.9	18.0	3,324.1	0.5	10.6
RVN funds	5,965.3	1.1	21.0	5,231.9	0.7	16.7
Total support	535,181.2	100.0	1893.1	703,140.2	100.0	2243.6
US support	332,719.1	62.1	1176.9	513,263.2	73.0	1637.7
Military assistance funds	195,851.9	36.6	692.8	443,060.4	63.0	1413.7
RVN defense budget	136,867.2	25.5	484.1	70,202.8	10.0	224.0
RVN funds	202,462.1	37.9	716.2	189,877.0	27.0	605.9

<sup>a</sup>Based on Table C5.

<sup>b</sup>Based on Table C18.

<sup>c</sup>Based on Table C21.

<sup>d</sup>Based on Table C26.

<sup>e</sup>Based on Table C28.





**Appendix D**  
**DETAILED DATA ON THE REGIONAL FORCES AND**  
**POPULAR FORCES**

<b>Force Structure</b>	115
<b>Strength</b>	115
<b>Materiel and Maintenance</b>	115
General (115)—Materiel, less Ammunition (115)—Ammunition (124)— RVN Expenditures for Materiel (124)—Construction and Maintenance of Facilities (124)	
<b>Training</b>	124
<b>Pay and Allowances</b>	124
<b>Other Costs</b>	133
<b>Recapitulation</b>	133
<b>Tables</b>	
D1. Regional Forces and Popular Forces Authorized Force Structure, FY67—FY68	116
D2. Regional Forces Monthly Personnel Strengths and Losses, FY67—FY68	117
D3. Popular Forces Monthly Personnel Strengths and Losses, FY67—FY68	117
D4. Estimated Total Cost of Materiel and Maintenance for RVN Regional Forces, FY67—FY68	118
D5. Estimated Total Cost of Materiel and Maintenance for RVN Popular Forces, FY67—FY68	119
D6. Estimated Expenditures for US Military Assistance Materiel for RVN Regional Forces, less Ammunition, FY67—FY68	120
D7. Estimated Expenditures for US Military Assistance Materiel for RVN Popular Forces, less Ammunition, FY67—FY68	121
D8. Regional Forces and Popular Forces Weapons Inventory, FY67—FY68	122

D9. Regional Forces and Popular Forces Vehicle Inventory, FY67-FY68	123
D10. US Army Ammunition Deliveries for RVN Regional Forces, FY67-FY68	125
D11. US Army Ammunition Deliveries for RVN Popular Forces, FY67-FY68	126
D12. Factors Based on Total Ammunition Deliveries for the RVN Regional Forces, FY67-FY68	127
D13. Factors Based on Total Ammunition Deliveries for the RVN Popular Forces, FY67-FY68	128
D14. Estimated Materiel and Maintenance Cost for the Regional Forces and Popular Forces Funded by the RVN Defense Budget, FY67-FY68	128
D15. Estimated Total Cost of Construction and Maintenance of Facilities for the Regional Forces and Popular Forces, FY67-FY68	129
D16. Estimated Expenditures for Training of Regional Forces and Popular Forces, FY67-FY68	130
D17. Estimated Cost of Pay and Allowances for Regional Forces and Popular Forces, FY67-FY68	131
D18. Average Annual Pay and Allowances for Regional Forces and Popular Forces, June 1968	132
D19. Cost of Foodstuffs Provided by Catholic Relief Services for Popular Forces and Their Dependents, FY68	132
D20. Estimated Other Costs for Regional Forces and Popular Forces Funded by RVN Defense Budget, FY67-FY68	133
D21. Estimated Cost of Support of Regional Forces, FY67-FY68	134
D22. Estimated Cost of Popular Forces, FY67-FY68	135

# CONFIDENTIAL

## FORCE STRUCTURE

(U) The authorized force structures of the RF and PF are under constant modification, and complete tabulations are published at different times. These tabulations usually do not fully reflect in all detail the force structure at the time of publication. One factor accounting for these perturbations is the incorporation of other formations within the RF and PF. For example, units of the Civilian Irregular Defense Group Program were incorporated into the RF in FY68.

(U) Table D1 shows the authorized force structures of the RF and PF at the end of FY67 and FY68. Detailed data on the authorized composition and major mission items of selected units are in RAC-TP-333.<sup>1</sup>

## STRENGTH

(U) Tables D2 and D3 show respectively the assigned strength and other data on personnel turnover of the RF and PF.

## MATERIEL AND MAINTENANCE

### General

(U) Tables D4 and D5 show the estimated total costs of materiel and maintenance for the RF and PF respectively. The data in these tables do not cover the costs of some materiel, mostly repair parts and other consumables and items, furnished to the RVN Army but intended for the RF and PF. It is surmised that these costs are not significant compared with the total costs.

### Materiel, less Ammunition

(U) Tables D6 and D7 show the estimated total US military assistance expenditures for materiel and maintenance for the RF and PF respectively.

(U) There are no data available to relate deliveries of US military assistance materiel to inventories in the hands of the RF and PF for the same reasons given in App C for the RVN Army. Table D8 shows the available data on inventories of weapons in the RF and PF units. Depot stocks for the RVNAF are shown in App C. Table D9 shows the available data on inventories of selected vehicles in RF and PF units.

# CONFIDENTIAL

(C)

TABLE D1

**Regional Forces and Popular Forces Authorized Force Structure, FY67-FY68**

Unit	FY67 <sup>1</sup>		FY68 <sup>2b</sup>	
	Number	Total strength	Number	Total strength
RF	—	152,516	—	170,486
Headquarters units	—	13,416	—	14,621
RF/PF headquarters	1	958	1	958
Corps headquarters	4	696	4	200
Sector (province) headquarters	43	5,375	28	3,052
Special sector headquarters	5	255	6	306
Subsector headquarters	237	6,162	102	3,630
Sector headquarters (type A, B, C)	—	—	16	2,783
District headquarters subsector	—	—	142	3,692
Schools and training centers	—	3,776	—	1,412
RF/PF training center (type A)	2	844	1	422
RF/PF training center (type B)	4	1,000	1	250
RF/PF training center (province type A)	21	840	6	240
RF/PF training center (province type B)	21	1,092	3	500
Combat and combat support units	—	116,874	—	133,693
RF/PF group headquarters	—	—	64	1,216
Battalion headquarters and headquarters company	12	816	12	816
Rifle company	863	113,196	1053	129,519
Mechanized rifle platoon	51	2,142	51	2,142
Administrative units	—	15,236	—	17,172
A and DSL company	44	9,020	44	11,884
A and DSL company augmentation	46	2,052	26	1,040
Intelligence platoon	45	1,260	45	1,260
Intelligence squad	242	2,904	249	2,988
Psychological warfare and civil affairs	—	1,286	—	1,450
Psychological warfare office	1	62	1	62
Cultural platoon	4	120	4	96
Psychological warfare and civilian joint teams	45	540	44	528
Chaplain service	1	224	1	224
Social units	1	200	1	400
Security office	1	140	1	140
River patrol	—	1,898	—	1,958
Group headquarters	1	58	1	58
Patrol company	24	1,656	24	1,656
Maintenance platoon	3	90	5	150
Training center	1	94	1	94
Miscellaneous	—	—	—	180
Service platoon	—	—	1	30
Central regional administration unit	—	—	1	150
PF	—	147,478	—	161,639
Rifle platoon	3881	147,478	4561	159,635
Training centers	—	—	12	2,004



# CONFIDENTIAL

(C)

TABLE D2

## Regional Forces Monthly Personnel Strengths and Losses, FY67-FY68<sup>a</sup>

(In thousands except average rate per 1000 per month)

Month	Assigned strength		Accessions		Net desertions		KIA	
	FY67	FY68	FY67	FY68	FY67 <sup>b</sup>	FY68	FY67	FY68
Jul	141.3	142.0	4.1	2.3	1.0	1.4	0.2	0.2
Aug	143.5	143.3	4.2	4.0	0.9	1.6	0.2	0.3
Sep	145.5	142.6	3.0	2.9	0.6	1.3	0.1	0.4
Oct	148.9	145.3	3.8	2.2	0.7	1.2	0.2	0.3
Nov	149.2	148.1	2.9	3.8	1.0	1.5	0.2	0.4
Dec	149.8	151.4	2.6	4.8	1.1	1.4	0.2	0.4
Jan	145.9	152.6	2.3	2.4	1.3	0.9	0.2	0.3
Feb	143.8	152.5	1.8	2.3	1.5	1.4	0.2	0.1
Mar	141.8	157.6	1.6	7.0	1.7	1.7	0.2	0.4
Apr	142.0	167.1	3.0	10.1	1.5	1.0	0.1	0.2
May	141.9	184.0	1.9	14.8	1.5	1.8	0.1	0.3
Jun	141.3	197.9	2.2	14.1	1.5	2.4	0.1	0.3
Monthly average	144.6	157.0	2.8	5.9	1.2	1.5	0.2	0.3
Average rate per 1000 per month	—	—	19.4	31.2	9.0	9.6	1.4	2.0

<sup>a</sup>Based on Refs 1, 28, and 29.

<sup>b</sup>Total desertions.

(C)

TABLE D3

## Popular Forces Monthly Personnel Strengths and Losses, FY67-FY68<sup>a</sup>

(In thousands except average rate per 1000 per month)

Month	Assigned strength		Accessions		Net desertions		KIA	
	FY67	FY68	FY67	FY68	FY67 <sup>b</sup>	FY68	FY67	FY68
Jul	138.7	140.9	5.7	3.0	3.3	2.0	0.3	0.2
Aug	139.7	140.6	5.1	3.0	3.2	1.7	0.3	0.3
Sep	140.6	140.6	3.5	4.0	1.9	2.0	0.2	0.4
Oct	145.2	144.1	6.8	2.4	1.8	1.8	0.4	0.3
Nov	149.2	146.1	7.1	4.1	2.3	1.9	0.3	0.4
Dec	150.1	148.8	4.3	5.3	2.3	1.8	0.3	0.4
Jan	147.4	151.9	1.5	4.5	2.2	1.2	0.3	0.3
Feb	146.0	150.7	0.9	1.5	1.5	1.8	0.2	0.1
Mar	143.6	153.1	1.5	5.6	2.5	3.1	0.4	0.4
Apr	142.5	155.3	1.3	7.4	1.4	3.3	0.2	0.2
May	141.3	159.9	2.3	6.2	1.7	2.7	0.4	0.3
Jun	141.2	164.3	3.9	6.5	2.4	1.9	0.3	0.3
Monthly average	143.8	149.7	3.7	4.5	2.2	2.1	0.3	0.3
Average rate per 1000 per month	—	—	22.2	30.0	15.3	14.0	2.1	2.0

<sup>a</sup>Based on Refs 1, 28, and 29.

<sup>b</sup>Total desertions.

# CONFIDENTIAL

(C)

TABLE D4

**Estimated Total Cost of Materiel and Maintenance for RVN Regional Forces, FY67-FY68**

Description and generic code	FY67 <sup>1</sup>			FY68 <sup>12</sup>		
	Cost, thous of dollars	Percent of total cost	Annual per capita cost, dollars	Cost, thous of dollars	Percent of total cost	Annual per capita cost, dollars
US military assistance materiel	23,034.5	89.5	159.3	25,236.9	98.6	160.8
Miscellaneous boats and crafts (C00)	64.7	0.3	0.4	97.3	0.4	0.6
Tactical support vehicles (E00)	2,658.2	10.3	18.4	2,596.8	10.2	16.5
Weapons (F00)	2,642.3	10.2	18.3	1,301.8	5.1	8.3
Ammunition (G00)	14,025.7	54.5	97.0	17,841.6	69.7	113.6
Communications equipment (H00)	840.3	3.3	5.8	215.1	0.8	1.4
Other support equipment (J00)	137.7	0.5	1.0	155.4	0.6	1.0
Supplies (K00)	15.6	0.1	0.1	125.5	0.5	0.8
Subtotal	20,384.5	79.2	141.0	22,333.5	87.3	142.3
Supply operations (13%)	2,650.0	10.3	18.3	2,903.4	11.3	18.5
RVN defense budget	2,695.5	10.5	18.6	346.4 <sup>a</sup>	1.4	2.2
RVN funds	1,105.7	4.3	7.6	344.6	1.4	2.2
US support	1,589.8	6.2	11.0	1.8	—	—
Total	25,730.0	100.0	177.9	25,583.3	100.0	163.0
RVN funds	1,105.7	4.3	7.6	344.6	1.4	2.2
US support	24,624.3	95.7	170.3	25,238.7	98.6	160.8

<sup>a</sup>Data applicable for FY68 do not identify quartermaster materiel. Cost of such materiel is included under RVN Army.

**CONFIDENTIAL**

(C) **TABLE D5**  
**Estimate of Cost of Materiel and Maintenance for RVN Popular Forces, FY67-FY68**

Description and generic code	FY67 <sup>1</sup>			FY68 <sup>12</sup>		
	Cost, thous of dollars	Percent of total cost	Annual per capita cost, dollars	Cost, thous of dollars	Percent of total cost	Annual per capita cost, dollars
US military assistance materiel	14,762.0	86.4	102.7	8068.2	97.2	53.9
Weapons (F00)	4,133.3	24.2	28.7	288.5	3.5	1.9
Ammunition (G00)	5,616.3	32.9	39.1	5243.3	63.1	35.0
Communications equipment (H00)	13.2	0.1	0.1	1608.2	19.4	10.8
Other support equipment (J00)	53.6	0.3	0.4	— <sup>a</sup>	—	—
Supplies (K00)	3,247.3	19.0	22.6	— <sup>a</sup>	—	—
Subtotal	13,063.7	76.5	90.9	7140.0	86.0	47.7
Supply operations (13%)	1,698.3	9.9	11.8	928.2	11.2	6.2
RVN defense budget	2,312.9	13.6	16.1	232.1 <sup>b</sup>	2.8	1.6
RVN funds	835.7	4.9	5.8	232.1	2.8	1.6
US support	1,477.2	8.7	10.3	—	—	—
Total	17,074.9	100.0	118.7	8300.3	100.0	55.5
RVN funds	835.7	4.9	5.8	232.1	2.8	1.6
US support	16,239.2	95.1	112.9	8068.2	97.2	53.9

<sup>a</sup>Probably included under RVN Army.

<sup>b</sup>Data applicable for FY68 do not identify quartermaster materiel. Cost of such materiel is included under RVN Army.

**CONFIDENTIAL**

(C)

**TABLE D6**  
**Estimated Expenditures for US Military Assistance Materiel**  
**for RVN Regional Forces, less Ammunition, FY67-FY68**

Description and generic code	26 Mar 66-30 Jun 67			FY68		
	Number	Cost, thous of dollars	Percent of total cost	Number	Cost, thous of dollars	Percent of total cost
Miscellaneous boats and crafts (C5Z)	166	64.7	1.0	272	97.3	2.2
Tactical and support vehicles (E99)	364	2658.2	41.8	541	2596.8	57.8
Truck, 1/2-ton, M606 (E3A)	90	168.7	2.6	—	—	—
Truck, 1-ton, M601 (E3G)	61	190.0	3.0	79	261.6	—
Truck, 2 1/2-ton, M602 (E3K N)	213	2299.5	36.2	436	2204.6	—
Ambulance, 1-ton, M615 (E3)	—	—	—	26	130.6	—
Weapons (F00)	58,439	2642.3	41.6	—	1301.8	29.0
Pistol, .45-cal (F1A)	1,657	48.2	0.8	2,191	65.7	—
Carbine, .30-cal (F1B)	30,392	1422.9	22.4	2,220	111.0	—
Rifle, M1 (F1C)	9,895	411.4	6.5	5,517	594.6	—
Bayonets (F1D)	12,672	22.3	0.4	55,190	77.3	—
Machinegun, .30-cal (F1F)	446	62.2	1.0	280	39.6	—
Mount tripod, .50-cal (F1G)	—	—	—	26	1.2	—
Launcher, M79 (F1L)	3,221	654.2	10.3	1,430	353.2	—
60-mm mortar (F1M)	156	10.6	0.1	263	59.2	—
Fire-control instrument (F4D)	—	10.5	0.1	—	—	—
Other equipment	—	993.6	15.6	—	496.0	11.0
Communications equipment (H00)	—	840.3	13.2	—	215.1	4.8
Telephone and telegraph equipment (H1)	—	12.0	0.2	—	1.5	—
Radio equipment (H2)	—	814.8	12.8	—	188.5	—
Other (H6)	—	13.5	0.2	—	25.1	—
Other support equipment (J00)	—	137.7	2.2	—	155.4	3.5
Supplies (K00)	—	15.6	0.2	—	125.5	2.7
Medical (K2)	—	3.1	—	—	—	—
General (K4)	—	12.5	0.2	—	44.3	—
Other industrial (K5)	—	—	—	—	31.0	—
Construction (K7)	—	—	—	—	1.5	—
Electronic (K9)	—	—	—	—	48.7	—
<b>Total</b>	<b>—</b>	<b>6358.8</b>	<b>100.8</b>	<b>—</b>	<b>4491.9</b>	<b>100.0</b>





**CONFIDENTIAL**

(C)

**TABLE D7**  
**Estimated Expenditures for US Military Assistance Materiel**  
**for RVN Popular Forces, less Ammunition, FY67-FY68**

Description and generic code	26 Mar 66-30 Jun 67 <sup>1</sup>			FY68 <sup>12</sup>		
	Number	Cost, thous of dollars	Percent of total cost	Number	Cost, thous of dollars	Percent of total cost
Weapons (F00)	—	4133.3	55.5	—	288.5	15.2
Pistol (F1A)	—	—	—	1144	31.4	1.7
Carbine (F1B)	44,910	2007.2	27.0	2410	120.5	6.3
Rifle, M1 (F1C)	4,069	571.9	7.7	—	—	—
Rifle, BAR (F1C)	41,566	1524.4	20.5	—	—	—
Grenade launchers (F1C)	6,515	23.5	0.3	—	—	—
Other weapon (F1D)	3,610	6.3	0.0	—	—	—
Launchers (F1L)	—	—	—	553	136.6	7.2
Other equipment	—	3314.1	44.5	—	1608.2	84.8
Telephone and telegraph (H1)	—	13.2	0.2	—	24.9	1.3
Radio (H2)	—	—	—	—	1583.3	83.5
Other support equipment (J00)	—	53.6	0.7	—	—	—
Supplies (K00)	—	3247.3	43.6	—	—	—
Clothing and textiles (K1)	—	2877.8	38.6	—	—	—
General (K4)	—	369.5	5.0	—	—	—
<b>Total</b>	—	5447.4	100.0	—	1896.7	100.0

**CONFIDENTIAL**

(C) **TABLE D8**  
**Regional Forces and Popular Forces Weapons Inventory, FY67-FY68**

Weapon	30 Jun 67 <sup>1</sup>		30 Jun 68 <sup>2c</sup>	
	Number	Density per 1000 assigned strength	Number	Density per 1000 assigned strength
<b>RF</b>				
Small arms	148,923	1053.9	190,185	961.9
Pistols, .45-cal	12,393	87.7	14,860	75.1
Carbines, M1 and M2	84,426	597.5	109,585	553.7
Rifles, 5.56-mm, M16	35,586	251.8	62	0.3
Shotguns, 12-gauge	232	1.6	3,769	19.0
Submachineguns	6,995	49.5	6,553	33.1
Automatic rifles, .30-cal	9,291	65.8	42,801	216.3
Automatic rifle, BAR	—	—	12,555	63.4
Launchers, grenades	8,223	58.2	9,617	48.6
Launchers, M79	1,861	13.2	3,859	19.5
Launchers, rocket	—	—	17	0.1
Machineguns	3,680	26.0	3,821	19.3
.30-cal	3,477	24.6	3,611	18.2
.50-cal	203	1.4	210	1.1
Mortars	1,864	13.2	2,322	11.7
60-mm	1,689	12.0	2,041	10.3
81-mm	175	1.2	268	1.4
Cannon, 57-mm	—	—	13	0.1
<b>PF</b>				
Small arms	149,358	1057.0	70,834	431.2
Pistol	1,556	11.0	984	6.0
Carbines	96,254	681.2	15,922	97.0
Rifles	34,797	246.3	36,423	221.7
Shotguns	3,355	23.7	2,271	13.8
Submachineguns	3,829	27.1	1,100	6.7
Automatic rifles	9,567	67.7	14,134	86.0
Launchers, grenade	9,350	66.2	9,808	59.7
Launcher, M79	—	—	19	0.1
Mortars	3	—	—	—
60-mm	2	—	—	—
81-mm	1	—	—	—
Machinegun	—	—	25	0.2

**CONFIDENTIAL**

(C)

**TABLE D9  
Regional Forces and Popular Forces Vehicle Inventory, FY67-FY68**

Vehicle	30 Jun 67 <sup>1</sup>		30 Jun 68 <sup>31</sup>	
	Number	Density per 1000 assigned strength	Number	Density per 1000 assigned strength
<b>RF</b>				
Total combat vehicles	307	2.2	322	1.7
Scout car, Ford Lynx	37	0.3	23	0.1
Truck armored, GM 15	195	1.4	153	0.8
Light tank, M-24	52	0.4	51	0.3
Cadillac, gage V-100	23	0.2	95	0.5
Total noncombat vehicles	3857	27.3	4506	22.7
Truck, ¼-ton	1560	11.0	1847	9.3
Truck, ¼-ton ambulance	77	0.5	71	0.4
Truck, ¼-ton	828	5.9	731	3.7
Truck, 1- to 1½-ton	490	3.5	788	4.0
Truck, cargo, 2- to 3½-ton	879	6.2	1058	5.3
Truck, cargo, 4- to 10-ton	2	—	2	—
Sedans	21	0.1	8	—
Truck, wrecker	—	—	1	—
Total trailers	810	5.7	729	3.7
Trailer, ¼-ton	349	2.5	344	1.7
Trailer, 1- to 1½-ton	346	2.4	272	1.4
Trailer, water, 1-ton	115	0.8	113	0.6
<b>PF</b>				
Total noncombat vehicles	122	0.9	108	0.7
Truck, ¼-ton	37	0.3	37	0.2
Truck, ¼-ton	55	0.4	33	0.2
Truck, 1-ton	3	—	5	0.1
Truck, 2- to 3½-ton	27	0.2	33	0.2
Trailers	16	0.1	17	0.1
Trailer, ¼-ton	8	0.1	5	—
Trailer, 1- to 1½-ton	3	—	4	—
Trailer, water, 1-ton	5	—	8	0.1

# CONFIDENTIAL

## Ammunition

(U) All ammunition for the RF and PF since about 1961 has been furnished by the US. Tables D10 and D11 show, respectively, ammunition deliveries for the RF and PF. The method used to determine these ammunition allocations is described in App B. The data in Tables D10 and D11 do not include the 13 percent supply operations (see App B).

(U) Tables D12 and D13 show respectively per capita factors on the cost and amounts of ammunition for the RF and PF. The cost factors do not include the cost of supply operations (13 percent).

## RVN Expenditures for Materiel

(U) The only available data on RVN expenditures for materiel are contained in the RVN defense budgets. Table D14 shows the data derived from those budgets that pertain to the RF and PF.

## Construction and Maintenance of Facilities

(U) Table D15<sup>37</sup> shows the total estimated expenditures for construction and maintenance of facilities for the RF and PF to include sources, average annual per capita costs, and percent by major category. There are no data for FY68 on expenditures for maintenance of facilities for the RF and PF.

## TRAINING

(U) Table D16 shows the estimated total expenditures for training of the RF and PF to include sources and average annual per capita cost. The RVN expenditures for training were primarily for expendables and construction of training facilities. US expenditures were all for construction of training facilities.

(U) Training equipment and aids were also probably made available to the RF and PF from RVN Army stocks.

## PAY AND ALLOWANCES

(U) Table D17 shows the estimated total expenditures for pay and allowances for the RF and PF.

(U) Table D18 shows the average military pay and allowances of RF and PF personnel as of June 1968.

(U) The available data on subsistence furnished to PF personnel and their dependents through the Catholic Relief Services are shown in Table D19.<sup>38</sup>

(C) TABLE D10  
 US Army Ammunition Deliveries for RVN Regional Forces, FY67-FY68  
 (Quantities and dollar values in thousands)

Generic code	Nomenclature	FY67 <sup>1</sup> total		FY68 <sup>c</sup>					
		Quantity	Value	Reimbursable		Excess		Total	
				Quantity	Value	Quantity	Value	Quantity	Value
G10	Ammunition up to 75-mm and grenades	—	1,280.3	71,533.5	13,979.1	176.3	11.2	71,709.8	13,990.3
G1A	5.56-cal	—	—	510.3	49.6	0	0	510.3	49.6
G1B	.30-cal <sup>b</sup>	96,709.5	7,084.4	68,123.0	5,747.0	175.7	10.5	68,298.7	5,757.5
G1D	.38-cal	28.5	1.7	19.7	1.2	0	0	19.7	1.2
G1E	.45-cal	6,795.5	349.7	1,329.8	79.8	0	0	1,329.8	79.8
G1F	.50-cal	984.4	312.0	333.0	103.2	0	0	333.0	103.2
G1K	40-mm	236.2	1,009.5	228.5	708.9	0	0	228.5	703.9
G1L	57-mm	—	—	0.2	6.4	0.1	0.5	0.3	6.9
G1M	60-mm mortar	276.6	2,354.3	519.3	6,309.7	0	0	519.3	6,309.7
G1P	Grenades <sup>c</sup>	737.8	1,708.7	469.7	978.3	0.5	0.2	470.2	978.5
G20	Ammunition, 75-mm and over	34.2	520.6	112.6	2,727.3	0	0	112.6	2,727.3
G2C	81-mm mortar	—	—	112.6	2,727.3	0	0	112.6	2,727.3
G30	Land mines and explosives	293.2	684.8	172.8	236.6	0.1	0.1	172.9	236.7
G3A	Antipersonnel mines	—	—	16.9	214.7	0	0	16.9	214.7
G3Z	Other explosives	—	—	155.9	21.9	0.1	0.1	156.0	22.0
G60	Pyrotechnic and chemical munitions	—	—	63.9	863.0	0	0	63.9	863.0
G6A	Chemical munitions	—	—	2.9	674.0	0	0	2.9	674.0
G6B	Pyrotechnics	—	—	61.0	189.0	0	0	61.0	189.0
G70	Other ammunition	—	—	123.2	24.3	0	0	123.2	24.3
G7D	Miscellaneous	—	—	123.2	24.3	0	0	123.2	24.3
	Total	—	14,025.7	—	17,830.3	—	11.3	—	17,841.6

<sup>a</sup>Based on Refs 24 and 29.

<sup>b</sup>Includes .30-cal, .30-cal ball, .30-cal blank, and .30-cal carbine.

<sup>c</sup>Includes rifle, hand, and other grenades.



(C) TABLE D11  
 US Army Ammunition Deliveries for RVN Popular Forces, FY67-FY68  
 (Quantities and dollar values in thousands)

Generic code	Nomenclature	FY67 <sup>1</sup> total		FY68 <sup>a</sup>					
		FY67 <sup>1</sup> total		Reimbursable		Excess		Total	
		Quantity	Value	Quantity	Value	Quantity	Value	Quantity	Value
G10	Ammunition up to 75-mm and grenades	—	5159.2	47,282.4	4542.7	49.5	3.0	47,331.9	4545.7
G1B	.30-cal	60,838.1	3960.2	46,823.3	3853.4	49.1	2.9	46,872.4	3856.3
G1D	.38 cal	—	—	35.3	2.1	0	0	35.3	2.1
G1E	.45-cal	160.5	8.3	89.8	5.4	0	0	89.8	5.4
G1K	40-mm	—	—	0.8	2.4	0	0	0.8	2.4
G1P	Grenades <sup>c</sup>	539.7	1191.1	333.2	679.4	0.4	0.1	333.6	679.5
G30	Land mines and explosives	195.5	456.7	115.1	157.8	0.1	0.0	115.2	157.8
G3A	Antipersonnel mines	—	—	11.2	143.1	0	0	11.2	143.1
G3Z	Other explosives	—	—	103.9	14.7	0.1	0	104.0	14.7
G60	Pyrotechnic and chemical munitions	—	—	26.9	526.7	0	0	26.9	526.7
G6A	Chemical munitions	—	—	1.9	449.3	0	0	1.9	449.3
G6B	Pyrotechnics	—	—	25.0	77.4	0	0	25.0	77.4
G70	Other ammunition	—	—	82.1	16.1	0	0	82.1	16.1
G7D	Miscellaneous	—	—	82.1	16.1	0	0	82.1	16.1
	Total	—	5616.3	—	5243.3	—	3.0	—	5243.3

<sup>a</sup>Based on Ref 29.

<sup>b</sup>Includes .30-cal, .30-cal ball, .30-cal blank, and .30-cal carbine.

<sup>c</sup>Includes rifle, hand, and other grenades.

**CONFIDENTIAL**

(C) **TABLE D12**  
**Factors Based on Total Ammunition Deliveries for the RVN Regional Forces, FY67-FY68**

Item	FY67 <sup>1</sup>			FY68		
	Number per capita	Cost per capita, dollars	Percent of total	Number per capita	Cost per capita, dollars	Percent of total
Small arms, total	723	54	55.0	447.7	38.2	33.6
5.56-mm	—	—	—	3.3	0.3	0.3
.30-cal carbine	183	9	9.0	89.5	6.4	5.6
.30-cal ball	—	—	—	231.6	19.2	16.9
.30-cal ball, metal link belt	486	40	41.0	97.8	9.8	8.6
.30-cal blank	—	—	—	14.8	1.3	1.1
.38-cal special ball	—	—	—	0.1	—	—
.45-cal ball	47	3	3.0	8.5	0.5	0.4
.50-cal ball	7	2	2.0	2.1	0.7	0.7
40-mm	2	7	7.0	1.5	4.5	4.0
60-mm mortar	2	16	17.0	3.3	40.2	35.4
81-mm mortar	—	—	—	0.7	17.4	15.3
Grenades, total	5 <sup>a</sup>	12 <sup>a</sup>	12.0 <sup>a</sup>	3.0	6.2	5.5
Hand	—	—	—	2.6	5.7	5.0
Rifle	—	—	—	0.4	0.5	0.5
Other	—	8	9.0	—	7.2	6.4
Land mines	—	5 <sup>b</sup>	5.0 <sup>b</sup>	0.1	1.4	1.2
Bulk explosives	—	—	—	—	0.1	0.1
Chemical agents	—	—	—	—	4.3	3.8
Pyrotechnics	—	—	—	—	1.2	1.1
Miscellaneous	—	3	4.0	—	0.2	0.2
<b>Total</b>	<b>—</b>	<b>97</b>	<b>100.0</b>	<b>—</b>	<b>113.7</b>	<b>100.0</b>

<sup>a</sup>Includes all grenades.

<sup>b</sup>Includes bulk explosives.



**CONFIDENTIAL**

(C)

TABLE D13

Factors Based on Total Ammunition Deliveries for the RVN Popular Forces, FY67-FY68

Item	FY67 <sup>1</sup>			FY68		
	Number per capita	Cost per capita, dollars	Percent of total	Number per capita	Cost per capita, dollars	Percent of total
Small arms, total	424	28	71.0	313.9	25.8	73.7
.30-cal carbine	210	10	26.0	26.2	1.9	5.4
.30-cal ball	—	—	—	273.1	22.7	64.9
.30-cal ball, metal link belt	213	18	45.0	0.6	0.1	0.3
.30-cal blank	—	—	—	13.2	1.1	3.1
.38-cal special ball	—	—	—	0.2	—	—
.45-cal ball	1	—	—	0.6	—	—
Grenades	4	8	21.0	—	4.5	12.9
Hand	—	—	—	1.8	4.0	11.4
Rifle	—	—	—	0.4	0.5	1.5
Other	—	—	—	—	4.7	13.4
Land mines	—	3 <sup>a</sup>	8.0	—	1.0	2.8
Bulk explosives	—	—	—	—	0.1	0.3
Chemical agents	—	—	—	—	3.0	8.6
Pyrotechnics	—	—	—	—	0.5	1.4
Miscellaneous	—	—	—	—	0.1	0.3
Total	—	39	100.0	—	35.0	100.0

<sup>a</sup>Includes bulk explosives.

(C)

TABLE D14

Estimated Materiel and Maintenance Cost for the Regional Forces and Popular Forces  
Funded by the RVN Defense Budget, FY67-FY68

(In thousands of dollars)

Item	FY67 <sup>1</sup>			FY68 <sup>a</sup>		
	Total cost	US support	RVN funds	Total cost	US support	RVN funds
RF, total	2695.5	1589.8	1105.7	346.4	1.8	344.6
Transportation	66.4	—	66.4	16.8	—	16.8
Ordnance	12.5	—	12.5	0.2	—	0.2
Signal	8.8	2.6	6.2	6.0	1.8	4.2
Engineer	261.6	184.1	77.5	137.2	—	137.2
Quartermaster	2042.2	1403.1	639.1	—	—	—
Medical	304.0	—	304.0	186.2	—	186.2
Annual per capita cost <sup>c</sup>	19.0	11.0	8.0	2.2	—	2.2
PF, total	2312.9	1477.2	835.7	232.1	—	232.1
Transportation	66.4	—	66.4	16.8	—	16.8
Ordnance	12.6	—	12.6	0.2	—	0.2
Signal	—	—	—	—	—	—
Engineer	104.6	73.6	31.0	91.4	—	91.4
Quartermaster	1882.4	1403.6	478.8	— <sup>b</sup>	—	—
Medical	246.9	—	246.9	123.7	—	123.7
Annual per capita cost <sup>c</sup>	16.0	10.0	6.0	1.6	—	1.6

<sup>a</sup>Based on Tables B5 and B6.

<sup>b</sup>No available identifying data. Probably included under RVN Army.

<sup>c</sup>Based on average monthly strength and shown in absolute dollars.

**RAC**



**CONFIDENTIAL**

(C)

TABLE D15

**Estimated Total Cost of Construction and Maintenance of Facilities  
for the Regional Forces and Popular Forces, FY67-FY68**

(In thousands of dollars)

Item	FY67 <sup>1</sup>			FY68 <sup>a</sup>		
	Total	US support	RVN funds	Total	US support	RVN funds
RF, total	6725.2	6338.3	386.9	4446.1	4116.8	329.3
US military assistance total <sup>b</sup>	6270.0	6270.0	—	3965.5	3965.5	—
Cantonments	5945.0	5945.0	—	3803.5	3803.5	—
Training facilities	325.0	325.0	—	162.0	162.0	—
RVN defense budget total	455.2	68.3	386.9	480.6	151.3	329.3
Construction total	136.7	68.3	68.4	413.5	117.7	295.8
Cantonments	95.4	47.7	47.7	—	—	—
Dependent housing	—	—	—	295.7 <sup>c</sup>	58.8	236.9
Miscellaneous	41.3	20.6	20.7	113.6	56.8	56.8
Training facilities	—	—	—	4.2	2.1	2.1
Major rehabilitation total	—	—	—	67.1	33.6	33.5
Miscellaneous	—	—	—	43.1	21.6	21.5
Training facilities	—	—	—	24.0	12.0	12.0
Maintenance	318.5 <sup>d</sup>	—	318.5	nd <sup>e</sup>	nd	nd
Total (less training facilities)	6400.2	6013.3	386.9	4255.9	3940.7	315.2
Per capita cost (less training facilities) <sup>f</sup>	44.0	42.0	2.0	27.1	25.1	2.0
PF, total	156.0	50.0	106.0	2760.5	2510.0	250.5
US military assistance total <sup>b</sup>	50.0	50.0	—	2357.0	2357.0	—
Training facilities	50.0	50.0	—	439.0	439.0	—
Dependent housing <sup>g</sup>	nd	nd	nd	1918.0	1918.0	—
RVN defense budget total	106.0	—	106.0	403.5	153.0	250.5
Training facilities	106.0	—	106.0	306.0	153.0	153.0
Unspecified	—	—	—	97.5 <sup>h</sup>	—	97.5
Total (less training facilities)	—	—	—	1918.0	1918.0	—

<sup>a</sup>Based on Refs 34 and 35.

<sup>b</sup>MCA funds.

<sup>c</sup>Includes \$178,000 for 100 percent RVN-funded construction.

<sup>d</sup>The figure is dubious.

<sup>e</sup>No data.

<sup>f</sup>Based on average monthly strength and shown in absolute dollars.

<sup>g</sup>DOD-AID realignment funds for self-help construction. Based on Ref 37.

<sup>h</sup>100 percent RVN funded. Believed to be for training facilities.

(C) **TABLE D16**  
**Estimated Expenditures for Training of Regional Forces and Popular Forces, FY67-FY68**  
 (In thousands of dollars)

Item	FY67 <sup>1</sup>			FY68		
	Total	US support	RVN funds	Total	US support	RVN funds
RF, total	661.9	527.2	134.7	423.9	296.6	127.3
US military assistance (construction)	325.0	325.0	—	162.0 <sup>a</sup>	162.0	—
RVN defense budget	336.9	202.2	134.7	261.9	134.6	127.3
Construction <sup>b</sup>	—	—	—	28.2 <sup>a</sup>	14.1	14.1
Other	336.9	202.2	134.7	233.7 <sup>b</sup>	120.5	113.2
Per capita cost <sup>c</sup>	4.6	3.7	0.9	2.7	1.9	0.8
PF, total	492.9	252.2	240.7	1002.6	668.0	334.6
US military assistance (construction)	50.0	50.0	—	439.0	439.0	—
RVN defense budget	442.9	202.2	240.7	563.6	229.0	334.6
Construction	106.0	—	106.0	403.5 <sup>a</sup>	153.0	250.5
Other	336.9	202.2	134.7	160.1 <sup>d</sup>	76.0	84.1
Per capita cost <sup>c</sup>	3.4	1.7	1.7	6.7	4.5	2.2

<sup>a</sup>From Table D15.

<sup>b</sup>Details are in Table B5.

<sup>c</sup>Based on average monthly strength and shown in absolute dollars.

<sup>d</sup>Details are in Table B6.

(C) TABLE D17  
Estimated Cost of Pay and Allowances for Regional Forces and Popular Forces, FY67-FY68

Description	FY67				FY68			
	Total, thous of dollars	US support, thous of dollars	RVN funds, thous of dollars	US support, % of total	Total, thous of dollars	US support, thous of dollars	RVN funds, thous of dollars	US support, % of total
<b>RF</b>								
Pay and allowances	92,980.2	35,862.2	57,118.0	38.6	88,957.4	20,840.4	68,117.0	23.4
Pensions and gratuities	2,568.6	—	2,568.6	0	1,998.7	—	1,998.7	0
Subsistence	206.2	—	206.2	0	168.7	—	168.7	0
<b>Total</b>	<b>95,755.0</b>	<b>35,862.2</b>	<b>59,892.8</b>	<b>37.5</b>	<b>91,124.8</b>	<b>20,840.4</b>	<b>70,284.4</b>	<b>22.9</b>
Average annual per capita cost <sup>a</sup>	662.2	248.0	414.2	37.5	580.4	132.7	447.7	22.9
<b>PF</b>								
Pay and allowances	49,829.4	4,335.0	45,494.4	14.5	45,240.4	12,002.9	33,237.5	26.5
Pensions and gratuities	2,908.4	—	2,908.4	0	1,352.5	—	1,352.5	0
Subsistence	2,866.9	—	2,866.9	0	1,961.6	—	1,961.6	0
Catholic Relief Service	8,611.0	8,611.0	—	100.0	6,927.9	6,927.9	—	100.0
<b>Total</b>	<b>64,215.7</b>	<b>12,946.0</b>	<b>51,269.7</b>	<b>20.2</b>	<b>55,482.4</b>	<b>18,930.8</b>	<b>36,551.6</b>	<b>34.1</b>
Average annual per capita cost <sup>b</sup>	446.6	90.0	356.6	20.2	370.6	126.5	244.1	34.1

<sup>a</sup>Based on Tables B5 and B6, which contain more detailed data, and shown in absolute dollars.

<sup>b</sup>Based on average monthly strength and shown in absolute dollars.



**CONFIDENTIAL**

(U) **TABLE D18**  
**Average Annual Pay and Allowances for Regional Forces**  
**and Popular Forces, June 1968<sup>a</sup>**

**a. Regional Forces**

Grade	Percent married	Average number of children	Average annual total pay <sup>b</sup>	
			Zone A	Zone B
COL	100	6.0	—	1922
LTC	100	5.6	—	1800
MAJ	94	6.1	1829	1700
CPT	98	4.7	1547	1431
1LT	89	4.0	1353	1312
2LT	66	1.8	1020	990
Aspirant	53	1.4	820	771
1MSG	96	4.1	1124	996
MSG	92	4.1	1086	955
1SG	92	4.5	1014	997
SGT	82	2.5	812	757
1CPL	95	3.6	900	865
CPL	86	2.5	606	573
PFC	81	2.1	552	522
PVT	53	1.1	443	413

**b. Popular Forces**

Grade	Percent married <sup>c</sup>	Average number of children <sup>c</sup>	Pay echelon <sup>c</sup>	Average annual total pay <sup>b</sup>
Platoon leader	100	3.0	5	488
Assistant platoon leader	100	3.0	4	458
Squad leader	80	2.0	3	391
Assistant squad leader	80	2.0	2	363
Squad member	60	1.0	1	281

<sup>a</sup>Based on Ref 10.  
<sup>b</sup>In dollar equivalent.  
<sup>c</sup>Assumed, no data available in Ref 10.

(C) **TABLE D19**  
**Cost of Foodstuffs Provided by Catholic Relief Services**  
**for Popular Forces and Their Dependents, FY68<sup>38</sup>**  
(In thousands of dollars)

Item	Purchase	Transportation	Total
Bulgar wheat	1375.8	608.0	1978.8
Vegetable oil	2337.7	379.1	2716.8
Rolled wheat and oats	1431.6	800.7	2232.3
Total	5145.1	1782.8	6927.9
Annual per capita cost <sup>a</sup>	—	—	46.4

<sup>a</sup>Based on average monthly strength and shown in absolute dollars.



# CONFIDENTIAL

## OTHER COSTS

(U) Table D20 shows the estimated total and annual per capita costs of expenditures for miscellaneous activities of the RF and PF not previously described. The data were derived from the RVN defense budgets using the method described in App B.

(C) TABLE D20  
Estimated Other Costs for Regional Forces and Popular Forces  
Funded by RVN Defense Budget, FY67-FY68<sup>a</sup>  
(In thousands of dollars)

Item	FY67 <sup>1</sup>	FY68 <sup>b</sup>
RF, total	383.0	239.9
Central agencies	116.5	103.7
Legal claims	21.6	—
Political warfare	—	6.7
Psychological warfare/civic action	—	3.0
Regional agencies	240.1	123.2
Social welfare	4.8	3.3
Annual per capita cost <sup>c</sup>	2.7	1.5
PF, total	253.2	159.5
Central agencies	—	64.1
Legal claims	21.6	—
Political warfare	—	20.4
Psychological warfare/civic action	—	3.0
Regional agencies	59.7	72.0
Social welfare	171.9	—
Annual per capita cost <sup>c</sup>	1.8	1.1

<sup>a</sup>All expenditures are from RVN funds.

<sup>b</sup>Based on Tables B5 and B6, which contain more detailed data.

<sup>c</sup>Based on average monthly assigned strength and shown in absolute dollars.

## RECAPITULATION

(U) The estimated total direct cost of the RF and PF is shown in Tables D21 and D22.

(C)

TABLE D21

**Estimated Cost of Support of Regional Forces, FY67-FY68**

Category	FY67			FY68		
	Total cost, thous of dollars	Percent of total cost	Average per capita cost, dollars	Total cost, thous of dollars	Percent of total cost	Average per capita cost, dollars
<b>Materiel and maintenance, total<sup>a</sup></b>	25,730.0	20.0	177.9	25,583.3	21.0	163.0
RVN	1,105.7	1.0	7.6	344.6	0.3	2.2
US support	24,624.3	19.1	170.3	25,238.7	20.7	160.8
US military assistance	23,034.5	17.9	159.3	25,236.9	20.6	160.7
US support of RVN defense budget	1,589.8	1.2	11.0	1.8	0.1	0.1
<b>Construction of facilities, total<sup>b</sup></b>	6,400.2	5.0	44.0	4,255.9	3.5	27.1
RVN	386.9	0.3	2.0	315.2	0.3	2.0
US support	6,013.3	4.7	42.0	3,940.7	3.2	25.1
US military assistance	5,945.0	4.6	—	3,803.5	3.1	24.2
US support of RVN defense budget	68.3	0.1	—	137.2	0.1	0.9
<b>Training, total<sup>c</sup></b>	661.9	0.5	4.6	423.9	0.3	2.7
RVN	134.7	0.1	0.9	127.3	0.1	0.8
US support	527.2	0.4	3.7	296.6	0.2	1.9
US military assistance	325.0	0.2	—	162.0	0.1	1.0
US support of RVN defense budget	202.2	0.2	—	134.6	0.1	0.9
<b>Pay and allowances<sup>d</sup></b>	95,755.0	74.3	662.2	91,124.8	74.9	580.4
RVN	59,892.8	46.5	414.2	70,284.4	57.8	447.7
US support	35,862.2	27.8	248.0	20,840.4	17.1	132.7
US support of RVN defense budget	35,862.2	27.8	248.0	20,840.4	17.1	132.7
<b>Other<sup>e</sup></b>	383.0	0.2	2.7	239.9	0.3	1.5
RVN	383.0	0.2	2.7	239.9	0.3	1.5
US support	—	—	—	—	—	—
US military assistance	—	—	—	—	—	—
US support of RVN defense budget	—	—	—	—	—	—
<b>Total</b>	128,930.1	100.0	891.6	121,627.8	100.0	774.7
RVN	61,903.1	48.0	428.1	71,311.4	58.8	454.2
US support	67,027.0	52.0	463.5	50,316.4	41.2	320.5
US military assistance	29,304.5	22.7	—	29,202.4	23.8	186.0
US support of RVN defense budget	37,722.5	29.3	—	21,114.0	17.4	134.5

<sup>a</sup>Table D4.

<sup>b</sup>Table D15.

<sup>c</sup>Table D16.

<sup>d</sup>Table D17.

<sup>e</sup>Table D20.



**CONFIDENTIAL**

(C)

TABLE D22  
Estimated Cost of Popular Forces, FY67-FY68

Category	FY67			FY68		
	Total cost, thous of dollars	Percent of total cost	Average per capita cost, dollars	Total cost, thous of dollars	Percent of total cost	Average per capita cost, dollars
<b>Materiel and maintenance, total<sup>a</sup></b>	17,074.9	20.8	118.8	8,300.3	12.4	55.5
RVN	835.7	1.1	5.8	232.1	0.3	1.6
US support	16,239.2	19.7	113.0	8,068.2	12.1	53.9
US military assistance	14,762.0	17.9	102.7	8,068.2	12.1	53.9
US support of RVN defense budget	1,477.2	1.8	10.3	—	—	—
<b>Construction of facilities, total<sup>b</sup></b>	—	—	—	1,918.0	2.9	12.8
RVN	—	—	—	—	—	—
US support	—	—	—	1,918.0	2.9	12.8
US military assistance	—	—	—	1,918.0	2.9	12.8
US support of RVN defense budget	—	—	—	—	—	—
<b>Training, total<sup>c</sup></b>	492.9	0.6	3.4	1,002.6	1.5	6.7
RVN	240.7	0.3	1.7	334.6	0.5	2.2
US support	252.2	0.3	1.7	668.0	1.0	4.5
US military assistance	50.0	0.1	0.4	439.0	0.7	2.9
US support of RVN defense budget	202.2	0.2	1.3	229.0	0.3	1.6
<b>Pay and allowances<sup>d</sup></b>	64,215.7	78.3	446.6	55,482.4	83.0	370.6
RVN	51,269.7	62.3	356.6	36,551.6	54.7	244.1
US support	12,946.0	15.8	90.0	18,930.8	28.3	126.5
Catholic Relief Services	8,611.0	10.5	60.0	6,927.9	10.4	46.3
US support of RVN defense budget	4,335.0	5.3	30.0	12,002.9	17.9	80.2
<b>Other<sup>e</sup></b>	253.2	0.3	1.8	159.5	0.2	1.1
RVN	253.2	0.3	1.8	159.5	0.2	1.1
US support	—	—	—	—	—	—
US military assistance	—	—	—	—	—	—
US support of RVN defense budget	—	—	—	—	—	—
<b>Total</b>	<b>82,036.7</b>	<b>100.0</b>	<b>570.5</b>	<b>66,862.8</b>	<b>100.0</b>	<b>446.7</b>
RVN	52,599.3	64.1	365.8	37,277.8	55.8	249.0
US support	29,437.4	35.9	204.7	29,585.0	44.2	197.7
US military assistance	14,812.0	18.1	—	17,353.1	26.0	115.9
US support RVN defense budget	14,625.4	17.8	—	12,231.9	18.2	81.8

<sup>a</sup>Table D5.

<sup>b</sup>Table D15.

<sup>c</sup>Table D16.

<sup>d</sup>Table D17.

<sup>e</sup>Table D20.

## REFERENCES

1. Irving Heymont, "Resource Allocations for the RVN Army, Regional Forces, Popular Forces, and the US Army Advisory Program: FY65-FY67 (U)," RAC-TP-333, Research Analysis Corporation, Oct 68. CONFIDENTIAL
2. \_\_\_\_\_, Ronald B. Emery, and John G. Phillips, "Cost Analysis of Counterinsurgency Land-Combat Operations: Vietnam, 1957-1964 (U)," Vol I (Main Body), RAC-TP-232, Research Analysis Corporation, Jun 67. SECRET
3. \_\_\_\_\_, \_\_\_\_\_, \_\_\_\_\_, "\_\_\_\_\_" Vol II (Appendixes), RAC-TP-232, Research Analysis Corporation, Aug 67. SECRET
4. \_\_\_\_\_ and James W. Lash, "Planning Factors for Counterinsurgency Land-Combat Operations, Based on RVN Experience, FY58-FY64 (U)," RAC-TP-281, Research Analysis Corporation, Nov 67. CONFIDENTIAL
5. HQ Dept of Army, "US Army Materiel and Service Support for RVNAF/FWMAF," AR 795-10, Aug 67.
6. US Military Assistance Command, Vietnam, Office of the Comptroller, Vietnam Advisory Division, "Handbook on the Vietnamese Defense Budget," 1 Jul 68.
7. Dept of Defense, "AID/DOD Program Realignment for Support of Operations in Vietnam (U)," Sec of Defense Memorandum, 30 Nov 66. CONFIDENTIAL
8. HQ US Military Assistance Command, Vietnam, "MACV Approved Maintenance Float and Attrition Factors (MACV42)," 25 Sep 68.
9. \_\_\_\_\_, "Strength Report-Vietnam (CINCPAC RCS 5314-1)(U)," as of 31 Jul 67 and 30 May 68. SECRET
10. \_\_\_\_\_, Office of the Comptroller, "RVNAF Pay and Allowances," 1 Apr 68, with Change 1 dated Jun 68.
11. \_\_\_\_\_, "Guide for Province and District Advisors (Draft)," 1 Feb 68.
12. US Army Materiel Command, "RVNAF/FWMAF Materiel Program and Delivery Report (U)," 17 Jul 68. CONFIDENTIAL
13. Catholic Relief Services, New York, Ltr to Author, 28 Oct 68.
14. Dept of Army message, DA 879263 from DCSLOG-PDD-PPBB, Sep 68.
15. HQ Dept of Army, Deputy Chief of Staff for Logistics, "US Army Logistic Support of RVN and Other Free World Army Forces (U)," Fact Paper LOG-PD-PPBB, 12 Jun 68. CONFIDENTIAL
16. HQ US Army, Pacific, "Military Service Support for RVNAF/FWMAF," USARPAC Regulation 795-10, Dec 67.
17. Dept of Army, "Procedure for Supply Support of Ammunition to Vietnam and Deputy Chief Joint United States Military Advisory Group, Thailand-MAP," AR 725-55, 1 Oct 64.
18. HQ Dept of Army, "Operating Instructions and Procedures for Grant and Military Assistance Programs," AR 795-16, Jul 64.
19. Dept of Defense, Directory of Military Assistance, "Military Assistance Manual," Part II, Chap. K.
20. Dept of Army, "Army Management Structure (Fiscal Code)," AR 37-100, 15 Jul 64.
21. HQ Military Assistance Command, Vietnam, "Vietnam Country Logistics Improvement Plan (U)," 1 Jul 68. CONFIDENTIAL
22. Joint Chiefs of Staff Document 2472/272-9, Part II, Sec B, 68.
23. HQ Dept of Army, "World-Wide Ammunition Requirements and Asset Report," AR 700-22, Jul 67.



24. US Army Ammunition Procurement and Supply Agency, "Vietnam Army Ammunition Report as of 30 June 1968 (U)." CONFIDENTIAL
25. Republic of Vietnam Ministry for National Defense, Office of Chief of Ordnance, MISMA, "Status Report of Weapons as of 30 June 1968."
26. Data furnished to author by HQ Military Assistance Command, Vietnam from J14, Oct 68. CONFIDENTIAL
27. HQ US Military Assistance Command, Vietnam, MAC J311, Fact Sheet, "FY67-69 RVNAF Force Slice (U)." SECRET
28. Dept of Defense, Office, Deputy Assistant Secretary of Defense (Secretary of the Army), Southeast Asia Programs Division, "Southeast Asia-Statistical Tables (U)," through Jun 68. SECRET-NOFORN
29. Information from National Military Command Center.
30. US Army, Vietnam, "Report of Non-Reimbursable Support (MACMA-03) for FY68 (U)," 15 Jul 68. Information furnished to author by HQ USARPAC. CONFIDENTIAL
31. Republic of Vietnam Ministry of Defense, Office of Chief of Ordnance, MISMA, "Status Reports of Vehicles as of 30 June 1968."
32. HQ US Army, Vietnam, "Reporting Non-Reimbursable Support Costs of RVNAF and FWMAF in RVN (RCS AVHGF-11," AR 37-19, with changes, 16 Jun 67.
33. HQ US Military Assistance Command, Vietnam, "Responsibilities, Procedures, and Standards of US Supported Construction for RVNAF," Directive Number 415-3, 25 Aug 67.
34. \_\_\_\_\_, Engineer Advisory Division, "Project Status Report as of 1 September 1968."
35. \_\_\_\_\_, estimates furnished to author, Oct 68.
36. HQ Dept of Army, Deputy Chief of Staff, Operations, Foreign Military Training Division, "Printout of Military Assistance Training for the RVN for FY68 (U)," 19 Aug 68. CONFIDENTIAL
37. HQ US Military Assistance Command, Vietnam, oral communication, 23 Oct 68.
38. Based on data furnished to author by Mr. Weden, Food for Freedom Office, US Mission, Saigon, Oct 68.

**CONFIDENTIAL**

**DOCUMENT CONTROL DATA - REF ID: A66717**

*(Security classification of title, body of abstract and indexing annotation must be entered in this space if report is classified)*

1. ORIGINATING ACTIVITY (Corporate author)  Research Analysis Corporation McLean, Virginia 22101	2a. REPORT SECURITY CLASSIFICATION <b>CONFIDENTIAL</b>
	2b. GROUP <b>3</b>

3. REPORT TITLE  
**RESOURCE ALLOCATIONS IN SUPPORT OF THE RVN ARMY, REGIONAL FORCES, AND POPULAR FORCES: FY68 (U)**

4. DESCRIPTIVE NOTES (Type of report and inclusive dates)  
**Technical Paper**

5. AUTHOR(S) (First name, middle initial, last name)  
**Irving Heymont**

6. REPORT DATE <b>August 1969</b>	7a. TOTAL NO. OF PAGES <b>138</b>	7b. NO. OF REFS <b>38</b>
--------------------------------------	--------------------------------------	------------------------------

8a. CONTRACT OR GRANT NO. <b>DAHC19-69-C-0017; DAHC15-69-C-0159</b>	8b. ORIGINATOR'S REPORT NUMBER(S) <b>RAC-TP-368</b>
a. PROJECT NO. <b>009.136</b>	
c. <b>638.191</b>	8c. OTHER REPORT NO(S) (Any other numbers that may be assigned this report)
d.	

10. DISTRIBUTION STATEMENT In addition to security requirements which apply to this document and must be met, each transmittal outside the agencies of the U. S. Government must have prior approval of Office of the Comptroller of the Army (ATTN: COMPT-CA(R)), Headquarters, Department of the Army, Washington, D. C. 20310.

11. SUPPLEMENTARY NOTES	12. SPONSORING MILITARY ACTIVITY <b>Office, Comptroller of the Army; Office, Assistant Secretary of Defense (Systems Analysis)</b>
-------------------------	---

13. ABSTRACT

Resource allocations in support of the RVN Army, Regional Forces, and Popular Forces in the RVN for FY68 are identified. The study traces the flow and interrelation of the resources made available from sources to end use in support of the forces studied. The cost of each force is estimated by examining the resource implications of activities such as deployment, provision of materiel, operations, maintenance, training, construction, and pay and allowances. A comparison is made of the time-phased costs of each force by source and activity and significant high-cost items. Data on RVN land-combat forces for the period FY67-FY68 are included.

**CONFIDENTIAL**

~~CONFIDENTIAL~~

10. KEY WORDS	LINK A		LINK B		LINK C	
	ROLE	WT	ROLE	WT	ROLE	WT
cost analysis counterinsurgency costs counterinsurgency land combat counterinsurgency resource allocations military assistance Popular Forces Regional Forces RVN Army RVN Paramilitary Forces US support of RVN Vietnam costs						

~~CONFIDENTIAL~~