

UNCLASSIFIED

AD NUMBER

AD310091

CLASSIFICATION CHANGES

TO: unclassified

FROM: confidential

LIMITATION CHANGES

TO:  
Approved for public release, distribution  
unlimited

FROM:  
Controlling DoD Organization: Naval  
Proving Ground, Dahlgren, VA.

AUTHORITY

NSWC notice dtd 11 Jun 1975; NSWC notice  
dtd 11 Jun 1975

THIS PAGE IS UNCLASSIFIED

THIS REPORT HAS BEEN DELIMITED  
AND CLEARED FOR PUBLIC RELEASE  
UNDER DOD DIRECTIVE 5200.20 AND  
NO RESTRICTIONS ARE IMPOSED UPON  
ITS USE AND DISCLOSURE.

DISTRIBUTION STATEMENT A

APPROVED FOR PUBLIC RELEASE  
DISTRIBUTION UNLIMITED.

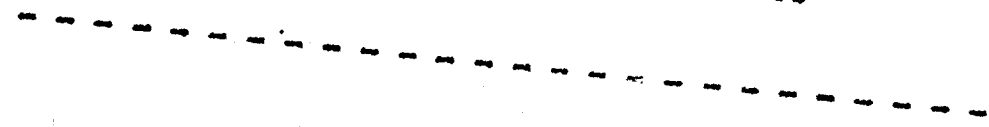
~~RESTRICTED~~

NPG REPORT NO. 321-1-52

U. S. NAVAL PROVING GROUND  
DAHLGREN, VIRGINIA

**CONFIDENTIAL**

Twenty-Seventh Partial Report  
on  
Bombs and Associated Components



First Partial Report  
on  
Acceleration Test of Chemical Corps Munitions

AST 113  
DEC 9 1959  
TIPDR

... prohibited

Project No.: NPG-Re3c-321-1-52  
No. of Pages: 6

Date: FEB 18 1952

RESTRICTED  
SECURITY INFORMATION



NP9 46499

23 October 1951

RESTRICTED


SECURITY INFORMATION

Straight tensile loading test of the Chemical Corps bomb E83 conducted on the acceleration wheel. Overall view showing acceleration wheel, E83 bomb, and the struts which the bomb is attached (cables around bomb are safety cables).

RESTRICTED

APG 46500 23 October 1951  
Straight tensile loading test of the Clemens bombs bomb is conducted  
on the acceleration wheel. Close-up view of the bomb, bomb struts,  
safety cables, and strut to which the bomb is attached.





0527

1057

1057

1057

1057

1057

1057

1057

1057

1057

1057

1057

1057

1057

1057

1057

1057

1057

1057

1057

1057

1057

1057

1057

1057

1057

1057

NP9 46502

23 October 1951

Fore and aft acceleration test of the Chemical Corps bomb E83 conducted on the catapult and arresting gear unit. This view at approximately 1000 feet from the front shows the catapult car, accelerometer on top, and the E83 bomb mounted on a Mk 51 bombrack with sway brackles and a safety cable.

RESTRICTED

SECURITY INFORMATION



img 4-503

Fore and aft sections  
the cockpit  
of flight




Figure 5-



RESTRICTED

NFG REPORT NO. 917

Acceleration Test of Chemical Corps Munition

-----

TABLE I

TABULATED TEST DATA

1100 Pounds E-83 Bomb

<u>Date</u>	<u>Acceleration</u> G's	<u>Deceleration</u> G's	<u>Direction</u>	<u>Remarks</u>
10/23/51	9	—	Vertical (Centrifuge)	No Change
10/23/51	2.9	2.5	Fore and aft	No Change
10/23/51	3	—	Fore and aft	Inadvertent fast return
10/25/51	3.0	2.3	Fore and aft	No Change
10/25/51	3.4	2.4	Fore and aft	No Change
10/25/51	3.75	2.4	Fore and aft	No Change

RESTRICTED  
SECURITY INFORMATION

APPENDIX B

RESTRICTED

REPORT NO. 617

Acceleration Test of Chemical Corps Munitions

---

DISTRIBUTION

Bureau of Ordnance

Ad3	1
Re3	1
Re3c	1
Chemical Corps Research and Engineering Division, Office of Chief Chemical Corps, Army Chemical Center, Edgewood, Maryland	3
Chief of Ordnance, Department of the Army Attn: ORDTX-AR	2
Air Materiel Command Liaison Officer Wing 3 Headquarters, Aberdeen Proving Ground Aberdeen, Maryland	2
Bureau of Aeronautics Attn: Armament Section	2
Naval Gun Factory Attn: Aircraft Armament Section	1
NATC, Patuxent River, Maryland	1
NAOTS, Chincoteague, Virginia	1
Naval Air Development Station Johnsville, Pennsylvania	1
Naval Liaison Officer USAFPGC, Eglin Field, Florida	1
NOTS, Inyokern, China Lake, California	1
Commanding General, Aberdeen Proving Ground Aberdeen, Maryland Attn: Technical Information Section Development and Proof Services	1

**B**

RESTRICTED  
SECURITY INFORMATION

RESTRICTED

NPG REPORT NO. 917

Acceleration Test of Chemical Corps Munitions

---

DISTRIBUTION (Continued)

Commander, Operational Development Force U. S. Atlantic Fleet, U. S. Naval Base Norfolk 11, Virginia	2
Navy Research Section, Library of Congress Washington 25, D. C. (Via BUORD, Re2b)	2
Commander (DF) Naval Ordnance Laboratory	3
Commanding General Air Material Armament Test Center Eglin Air Force Base, Florida	1
Local: OV	1
OVL	1
File	1

RESTRICTED  
SECURITY INFORMATION

RESTRICTED

NPG REPORT NO. 917

Acceleration Test of Chemical Corps Munitions

---

PART A

SYNOPSIS

1. This is the first partial report on the acceleration tests of Chemical Corps Munitions. <sup>was conducted</sup> ~~The purpose of this test was to~~ determine if the E-83 experimental bomb would stand a vertical acceleration of 9 g's and a fore and aft acceleration of 3 g's. ~~These tests were conducted under Task Assignment NPG Re30-321-1-52.~~ The E-83 bomb was subjected to a vertical acceleration of 9 g's and a maximum fore and aft acceleration of 3.75 g's. No failure of any of the components resulted from these tests.

a. It is concluded that the E-83 bomb will withstand a vertical acceleration of 9 g's and a fore and aft acceleration of 3.75 g's without damage to the bomb.

RESTRICTED  
SECURITY INFORMATION

Acceleration Test of Chemical Corps Munitions

-----

TABLE OF CONTENTS

	<u>Page</u>
SYNOPSIS . . . . .	1
TABLE OF CONTENTS. . . . .	2
AUTHORITY. . . . .	3
REFERENCES . . . . .	3
BACKGROUND . . . . .	3
OBJECT OF TEST . . . . .	3
PERIOD OF TEST . . . . .	3
REPRESENTATIVES PRESENT. . . . .	3
DESCRIPTION OF ITEM UNDER TEST . . . . .	4
DESCRIPTION OF TEST EQUIPMENT. . . . .	4
PROCEDURE. . . . .	4
RESULTS AND DISCUSSIONS. . . . .	5
CONCLUSIONS. . . . .	5
DISPOSITION OF MATERIAL. . . . .	5
APPENDIX A - NPG PHOTOGRAPHS . . . . .	FIGURES 1-5 (Incl)
APPENDIX B - TABULATED TEST DATA . . . . .	TABLE I 1 (Only)
APPENDIX C - DISTRIBUTION. . . . .	1-2 (Incl)

Acceleration Test of Chemical Corps Munitions

-----

PART B

INTRODUCTION

1. AUTHORITY:

These tests were authorized by reference (a) and conducted in accordance with reference (b).

2. REFERENCES:

- a. BUORD conf ltr NPG-Re8c-BEK:fml Ser 25779 of 18 September 1951
- b. BUORD restr ltr NP9-Re3c-BEK:lkf of 17 October 1951

3. BACKGROUND:

The Army Chemical Center, Edgewood, Maryland requested, through the Bureau of Ordnance (Re3c), that acceleration tests be run by the Naval Proving Ground on certain Chemical Corps stores.

4. OBJECT OF TEST:

- a. To determine if the Chemical Corps experimental bomb E-83 would withstand a vertical acceleration force of 9 g's without damage.
- b. To determine if the Chemical Corps experimental bomb E-83 would withstand a fore and aft acceleration force of 3 g's without damage.

5. PERIOD OF TEST:

a. Date Project Letter	17 October 1951
b. Date Necessary Material Received	22 October 1951
c. Date Commenced Tests	23 October 1951
d. Date Tests Completed	25 October 1951

6. REPRESENTATIVES PRESENT:

D. M. Kone	Army Chemical Center
K. J. Farmor	Army Chemical Center
George A. Miller	Army Chemical Center

Acceleration Test of Chemical Corps Munitions  
-----PART 2DETAILS OF TEST

## 7. DESCRIPTION OF ITEM UNDER TEST:

The E-83 experimental bomb is a store weighing 1100 lbs. It is approximately 18 inch in diameter and approximately 70 inch in length. It is supported by suspension lugs 14 inches apart. These suspension lugs are bolted to the bomb body using four (4) 1/4-20 bolts per lug.

## 8. DESCRIPTION OF TEST EQUIPMENT:

a. The vertical acceleration test was performed on the large centrifuge wheel. This device consists of two horizontal plates connected by a vertical axle. It is about this vertical axis that the wheel rotates.

b. The fore and aft acceleration tests were conducted on a car traveling on a track, launched by a catapult Type F, Mk. 6 Mod. 1 and stopped by an arresting gear unit Mk. 4. Acceleration and deceleration data were obtained from a Waugh accelerometer mounted on the catapult car.

## 9. PROCEDURE:

a. The bomb was first mounted on the centrifuge wheel with its longitudinal axis parallel to the vertical axis of the wheel. In this position the centripetal acceleration of the bomb corresponds to a vertical acceleration of the bomb carried in normal flying attitude. The rotational velocity of the wheel was increased to 96.5 rpm which corresponds to a force of 9 g's on the bomb since its center of gravity is 34 inch from the center of rotation.

b. The bomb was mounted on a catapult car and the first catapult shot produced an acceleration of 2.9 g's. No damage was done to the bomb. An inadvertent fast return against the launching cable, however, sheared all bolts holding the suspension lugs. The bolts were replaced and three more catapult shots were made with the bomb receiving a maximum acceleration of 3.75 g's. No damage was done to the bomb by these three catapult shots.

Acceleration Test of Chemical Corps Munitions  
-----

## 10. RESULTS AND DISCUSSIONS:

a. No changes were noted in the bomb after the 9 g vertical acceleration test on the centrifuge wheel.

b. Although the suspension lug bolts sheared on an inadvertent fast return after the first catapult shot, an examination of the sheared bolts showed them to be an extremely hard brittle structure having a Rockwell C hardness of 45 ± 2. It is not known what accelerations were encountered during this return because of the damping characteristics of the accelerometer, but it does point up the need for careful control of the heat treatment of vital strength parts such as the suspension lug bolts.

PART DCONCLUSIONS

11. It is concluded that the Chemical Corps experimental bomb E-83 will withstand a peak acceleration of 9 g's vertically and 3.75 g's fore and aft without sustaining damage.

PART EDISPOSITION OF MATERIAL

12. The E-83 experimental bomb was returned to the Army Chemical Center, Edgewood, Maryland.



Acceleration Test of Chemical Corps Munitions  
-----

The tests upon which this report is based were conducted by:

J. C. TALLEY, Ordnance Engineer,  
Laboratory Services Division,  
Aviation Ordnance Department


This report was prepared by:

L. P. MITCHELL, Lieutenant, USN,  
Laboratory Services Division Officer  
Aviation Ordnance Department

This report was reviewed by:

W. F. MILLER, Director of Research,  
Aviation Ordnance Department  
S. VAN MATER, Captain, USN,  
Aviation Ordnance Officer,  
Aviation Ordnance Department

APPROVED: IRVING T. DUKE  
Rear Admiral, USN  
Commander, Naval Proving Ground

  
C. T. MAURO  
Captain, USN  
Ordnance Officer  
By direction



**AD**

**310091**

FOR  
MICRO-CARD  
CONTROL ONLY

**1**

**OF**

**1**

Reproduced by

**Armed Services Technical Information Agency**

**ARLINGTON HALL STATION; ARLINGTON 12 VIRGINIA**

