

**UNCLASSIFIED**

---

**AD 274 322**

*Reproduced  
by the*

**ARMED SERVICES TECHNICAL INFORMATION AGENCY  
ARLINGTON HALL STATION  
ARLINGTON 12, VIRGINIA**



---

**UNCLASSIFIED**

NOTICE: When government or other drawings, specifications or other data are used for any purpose other than in connection with a definitely related government procurement operation, the U. S. Government thereby incurs no responsibility, nor any obligation whatsoever; and the fact that the Government may have formulated, furnished, or in any way supplied the said drawings, specifications, or other data is not to be regarded by implication or otherwise as in any manner licensing the holder or any other person or corporation, or conveying any rights or permission to manufacture, use or sell any patented invention that may in any way be related thereto.

AS AD INO.

274 322

274 322

NOLTR 61-43

10

NOX  
NOLTR 61-43

A LIGHTNING STRIKE OF AN  
UNDERWATER EXPLOSION PLUME

- RELEASED TO ASTIA  
BY THE NAVAL ORDNANCE LABORATORY
- ☒ Without restrictions
  - ☐ For Release to Military and Government Agencies Only.
  - ☐ Approval by BuWops required for release to contractors.
  - ☐ Approval by BuWops required for all subsequent release.

NOL

1 FEBRUARY 1962

UNITED STATES NAVAL ORDNANCE LABORATORY, WHITE OAK, MARYLAND

655 000

A LIGHTNING STRIKE OF AN UNDERWATER EXPLOSION PLUME

by

George A. Young

Approved by: E. Swift, Jr., Chief  
Underwater Explosions Division

**ABSTRACT:** An unexpected lightning strike to an underwater explosion plume is described. Four pulses occurred, lasting a total of one second. Photographic evidence indicates that the discharge probably started upward from the plume. The occurrence provides support for the viewpoint that the rapid introduction of a conductor into the electric field of a storm would be a useful experimental technique for triggering a lightning stroke.

PUBLISHED MARCH 1962

EXPLOSIONS RESEARCH DEPARTMENT  
U. S. NAVAL ORDNANCE LABORATORY  
WHITE OAK, MARYLAND

NOLTR 61-43

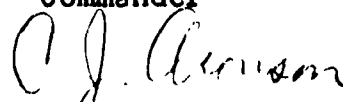
1 February 1962

A LIGHTNING STRIKE OF AN UNDERWATER EXPLOSION PLUME

This report describes the unexpected lightning strike of a plume of water during an underwater explosion test series conducted by the Naval Ordnance Laboratory. The explosion work is part of a continuing program currently under WEPTASK No. RE01-ZA732/212 9/WF008-21-003, which is titled Delivery Criteria for Underwater Nuclear Weapons. As the objectives of this Task are of a totally different nature, no further study of lightning is contemplated. However, the available information is summarized here for the use of scientific workers, in particular those engaged in the fields of meteorology and lightning protection.

The author is pleased to acknowledge the helpful comments and suggestions made by Mr. Charles B. Moore of Arthur D. Little, Inc. and Mr. J. H. Hagenguth of the General Electric Company. Their expert opinions provided valuable guidance during the preparation of this report.

W. D. COLEMAN  
Captain, USN  
Commander

  
C. J. ARONSON  
By direction

# CONTENTS

	Page
1. INTRODUCTION.....	1
2. DESCRIPTION OF PHENOMENA.....	1
3. DISCUSSION.....	18
REFERENCES.....	22

# ILLUSTRATIONS

Figure	Page
1. Film Sequence of Lightning Strike - Camera 1.....	4
2. Film Sequence of Lightning Strike - Camera 2.....	7
3. Central Plume Height vs Time.....	19

# TABLES

Table	Page
I. Surface Weather Observations, U. S. Naval Air Station, Patuxent River, Maryland - 14 June 1957...	2
II. Camera Data.....	3

## A LIGHTNING STRIKE OF AN UNDERWATER EXPLOSION PLUME

### 1. INTRODUCTION

During June 1957, the Underwater Explosions Division of the Naval Ordnance Laboratory was engaged in a program whose purpose was to measure the phenomena occurring when conventional mines and depth charges are exploded under water at various depths. The series was conducted in Chesapeake Bay in a restricted area often used by the Navy for explosive firings.

On 14 June, lightning struck the plume from the eighth explosion in the series. As this type of occurrence is extremely rare, it aroused considerable public interest and attracted the attention of scientific workers in the fields of meteorology and lightning protection. This report summarizes the existing information on the lightning strike and presents a discussion of the possible causes and implications.

### 2. DESCRIPTION OF PHENOMENA

The mine employed in Test No. 8 was placed in the water about 1235 EST on 14 June 1957, when the sky was clear. However, difficulty was encountered with the electronic recording equipment and it was not possible to detonate the charge until 1351 EST. At that time, the sky was more than half covered with clouds and a thunderstorm was approaching from a southerly direction.

The weather observations at the firing site did not include a detailed description of the cloud cover. However, the records show the following: air temperature 77°F, dew point 74°F, relative humidity 91%, water temperature 72°F, wind direction 170 degrees, and wind speed 10 to 12 knots.

Table I is a transcript of the weather observations at the Patuxent River Naval Air Station during the period of interest. This station is located about six nautical miles southwest of the firing site in the bay. The thunderstorm reported by the Naval Air Station to be moving northeast at 1330 EST was most probably the storm observed to be approaching the firing site at the time of the explosion.

When the explosion occurred, water was ejected into the air in the form of plumes (Reference 1). A broad central vertical plume was the first to appear, followed by several radial plumes which seemed to originate at its base. The central plume was struck by lightning at 1.61 seconds after the explosion, when the plume was 244 feet high.

TABLE I

## SURFACE WEATHER OBSERVATIONS

U. S. NAVAL AIR STATION, PATUXENT RIVER, MARYLAND - 14 June 1957

Time (EST)	Sky and Ceiling (ft)	Visi- bility (miles)	Weather and Obstructions to Vision	Sea Level Press. (millibars)	Temp. (°F)	Dew Point (°F)	Relative Humidity (%)
1100	Clear	6	Haze	1013.9	82	74	77
1200	Clear	7		1013.9	84	75	75
1300	*E3000 Broken	7		1013.6	86	74	68
1330	*E3000 Broken	7	Thunder				
1400	*E3000 Broken	7	Thunderstorm	1013.7	81	74	80
			Light Rain Shower				
1413	2000 Scattered	7	Thunderstorm		81	74	80
	*E3000 Broken		Light Rain Shower				
1500	2000 Scattered	7	Thunderstorm	1014.3	73	67	81
	*E3000 Broken		Light Rain Shower				
1600	3000 Scattered	7		1014.0	74	70	86
	*E6000 Broken						

Time (EST)	Wind Direction	Wind Speed (Knots)	Remarks
1100	SE	10	Few cirrocumulus
1200	SE	17	Few altocumulus, haze all quadrants
1300	SE	15	
1330	SE	13	Thunderstorm overhead moving NE, began 1330 EST
1400	SW	10	Thunderstorm overhead moving N, began 1330 EST lightning cloud-to-cloud overhead, rain began 1338 EST
1413	W	16	
1500	WSW	10	
1600	S	8	Rain ended 1540 EST peak gusts 25 knots

\*Estimated

The complete event was recorded by motion picture cameras on the deck of the EPCS-1413, an experimental ship located 1050 feet from the explosion. The camera data are summarized in Table II.

TABLE II

## CAMERA DATA

<u>Camera No.</u>	<u>Camera Type</u>	<u>Lens Focal Length</u>	<u>Film</u>	<u>Filters</u>	<u>Frame Rate</u>
No. 1	Mitchell	25.8 mm	35 mm Plus X	none	23.8 fps
No. 2	Mitchell	49.6 mm	35 mm Plus X	none	109 fps
No. 3	Cine Special	15 mm	16 mm Kodachrome	none	*64 fps

\*Nominal

The frames from Cameras 1 and 2 which show the lightning strike are reproduced in entirety in Figures 1 and 2. Times are indicated to the nearest 0.01 second. Camera 1 had a wider field of view and shows more of the lightning; however, Camera 2, which had a higher frame rate, provides a better resolution of the time scale of the phenomena.

Four lightning discharges are detectable on the 109 frame per second record from Camera No. 2. They lasted about 0.62, 0.16, 0.05, and 0.17 seconds for a total of 1.00 second. The starting frame for each stroke is marked with an arrow in Figure 2. All strokes followed the same path, and each secondary discharge appeared before the preceding one had completely disappeared. An interesting result was the appearance of beads as each discharge faded. The width of the path, as measured on Film No. 2, was apparently about 2 feet. However, because of such factors as overexposure, inadequate optical resolution, film grain structure, and the twisting path of a lightning stroke, the image width in a photograph of lightning seldom indicates the correct diameter of the stroke channel (Reference 2). The true width of the stroke to the plume was doubtless less than 2 feet. Investigators of lightning generally agree on channel widths of the order of a few inches (Reference 3).




FIG. 1A FILM SEQUENCE OF LIGHTNING STRIKE-CAMERA 1




FIG.1B FILM SEQUENCE OF LIGHTNING STRIKE-CAMERA I

NOLTR 61 - 43



2.43 SEC



2.47 SEC



2.52 SEC



2.56 SEC



2.60 SEC

FIG.1C FILM SEQUENCE OF LIGHTNING STRIKE-CAMERA I

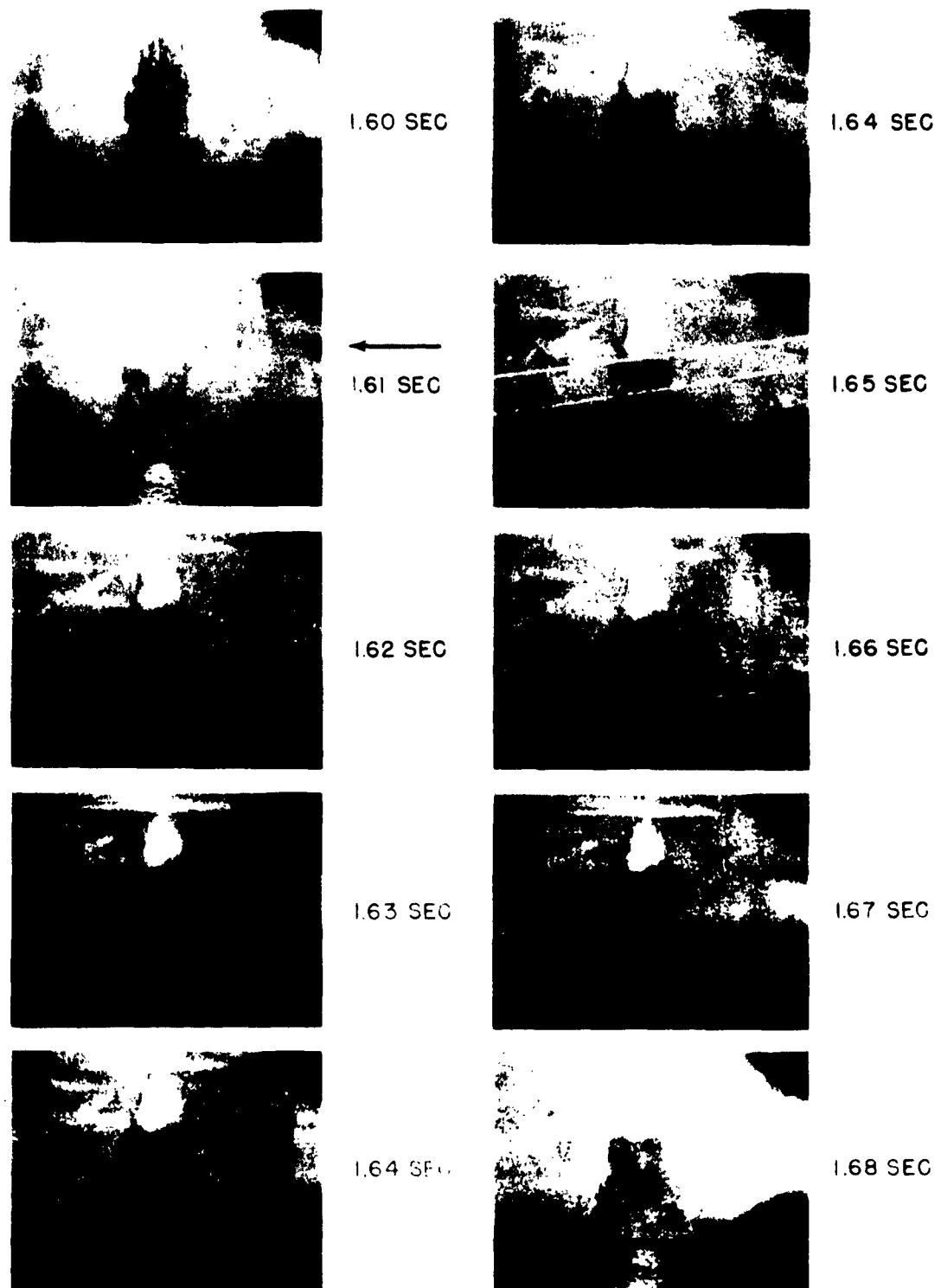


FIG. 2A FILM SEQUENCE OF LIGHTNING STRIKE-CAMERA 2




FIG. 2B FILM SEQUENCE OF LIGHTNING STRIKE-CAMERA 2



1.78 SEC



1.83 SEC



1.79 SEC



1.83 SEC



1.80 SEC



1.84 SEC



1.81 SEC



1.85 SEC



1.82 SEC



1.86 SEC

FIG. 20 FILM SEQUENCE OF LIGHTNING STRIKE-CAMERA 2




FIG. 2D FILM SEQUENCE OF LIGHTNING STRIKE-CAMERA 2




FIG. 2E FILM SEQUENCE OF LIGHTNING STRIKE-CAMERA 2




FIG. 2F FILM SEQUENCE OF LIGHTNING STRIKE-CAMERA 2




FIG. 26 FILM SEQUENCE OF LIGHTNING STRIKE-CAMERA 2




FIG. 2H FILM SEQUENCE OF LIGHTNING STRIKE-CAMERA




FIG 2I FILM SEQUENCE OF LIGHTNING STRIKE-CAMERA 2




FIG. 2J FILM SEQUENCE OF LIGHTNING STRIKE-CAMERA 2



2.53 SEC



2.58 SEC



2.54 SEC



2.58 SEC



2.55 SEC



2.59 SEC



2.56 SEC



2.60 SEC



2.57 SEC



2.61 SEC

FIG. 2K FILM SEQUENCE OF LIGHTNING STRIKE-CAMERA 2

The height vs time curve for the central plume, for the first 2.5 seconds of its growth, is shown in Figure 3. The vertical velocity of the plume at the time of the strike was about 94 feet per second.

### 3. DISCUSSION

Photographs of the lightning strike of the explosion plume were released to the press on 14 October 1957. In addition to statements in newspapers and magazines, brief descriptions were included in References 4 and 5.

One reason this type of phenomenon is uncommon is that explosives are not usually handled in the presence of thunderstorms. In the case described here, the explosive charge was armed and was placed in the water over 1,000 feet from the ship when the sky was clear. At the time of firing, the weather was deteriorating and the wind was increasing. In these circumstances, there was no risk involved in detonating the charge; however, it would have been hazardous to attempt to recover the explosive or to ride out the storm with the charge in position.

Similar occurrences have been observed during seismic investigations in the Gulf of Mexico (Reference 4). However, no documentation of these has been found.

Detailed discussions of lightning phenomena are available in the literature, i.e., References 3 and 5. Lightning discharges from thunderstorms to the ground, to natural objects, and to man-made structures have been studied for over 200 years and some understanding has been gained of the mechanisms involved. The lightning strike of the underwater explosion plume, however, was unusual in that there was no thunderstorm in the immediate vicinity. The strike was associated with a cloud which was not exhibiting electrical activity.

In most cases of a lightning strike from a cloud to the ground, a stroke starts at the cloud in the form of a stepped leader. The average velocity of this type of leader is of the order of  $5 \times 10^5$  feet per second. When the leader reaches the earth, a brighter return stroke travels upward from the ground to the cloud. The average velocity of propagation of a return stroke is about  $15 \times 10^7$  feet per second. Subsequent discharges may occur from the cloud, each followed by a return stroke. The time interval between successive discharges is usually less than 0.1 second and the total duration of a strike is generally less than 0.5 second (Reference 3).

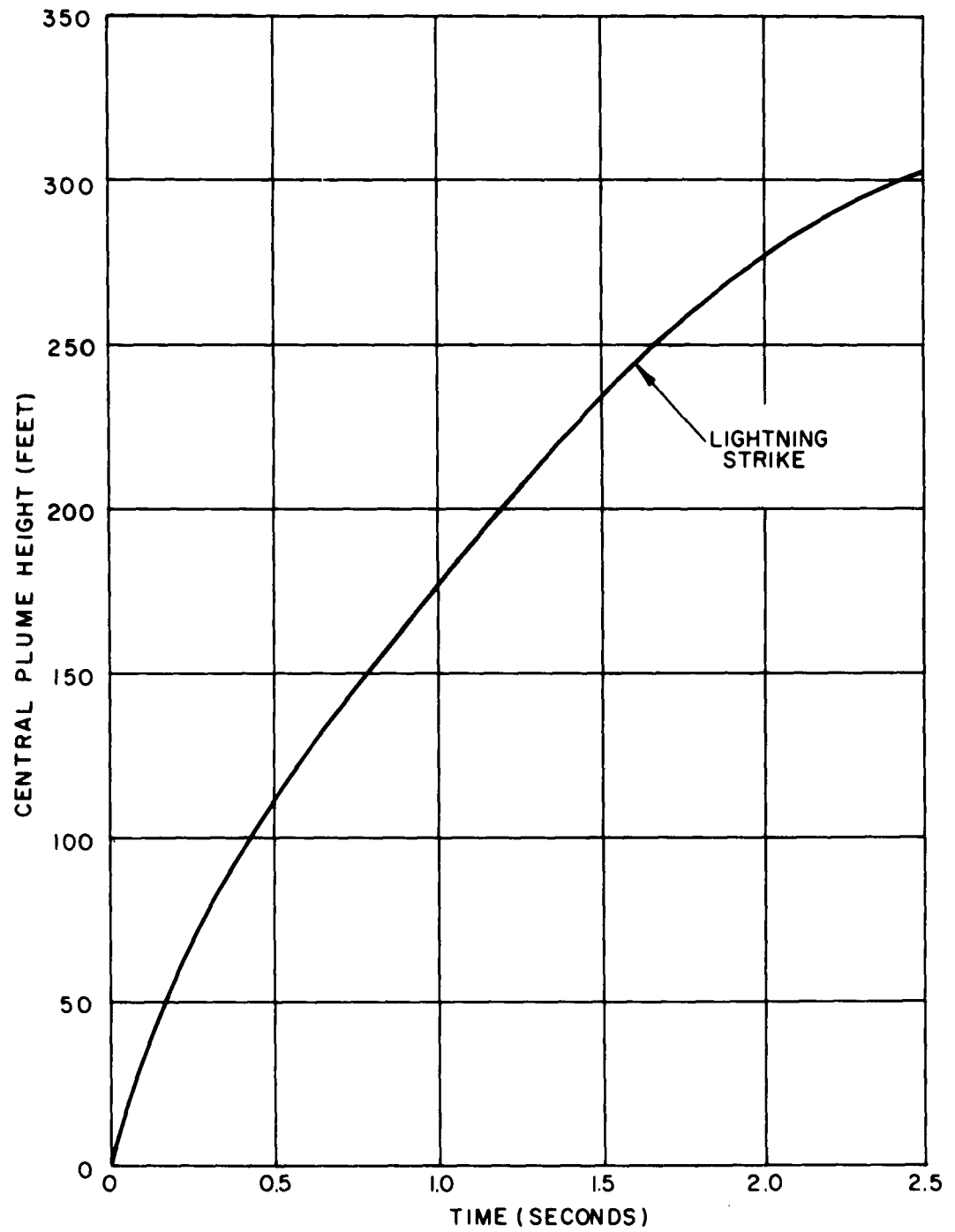


FIG. 3 CENTRAL PLUME HEIGHT VS TIME

In the case of a lightning strike between a cloud and a high building, such as the Empire State Building in New York City, the starting mechanism is quite different (Reference 3). In this case, the stroke usually starts as a stepped leader at the building. Instead of a return stroke, a continuous flow of current is observed; this may be followed by downward leaders from the cloud to the building and upward return strokes to the cloud. The subsequent strokes contain electrical currents of higher amplitude than the current in the initial relatively long stroke.

The photographs of the plume lightning strike were not obtained at a high enough frame rate to resolve the direction of motion of the leaders. In addition, an examination of the film in a microscope failed to reveal any small streamers extending from the main channel which would indicate if the direction was upward or downward. However, the available information indicates that the event was similar to those occurring in the presence of tall buildings. Figure 2 shows an almost constant intensity of illumination during the first stroke, which lasted a total of 0.62 seconds, and the subsequent strokes were shorter and brighter, indicating a stronger current. Thus, the photographic evidence supports the viewpoint that the discharge probably started upward from the plume and drained a widely distributed charge from the cloud at a relatively slow rate.

Investigators of lightning have long been seeking a technique which could be utilized to produce lightning on demand. In most studies of lightning the experimenters select a site where thunderstorms are common, set up their equipment, and then wait for lightning to occur. For example, studies of this type are conducted at Mt. Withington, New Mexico (Reference 6) where electrical activity occurs frequently during the summer and clouds are relatively stationary because of the light winds.

Considerable data has also been collected at locations such as the Empire State Building (Reference 3), which has the characteristics of a giant lightning rod. A lightning rod does not trigger a stroke; however, it is useful for the investigation of lightning because tall objects are more likely to be struck than shorter objects or the ground.

The lightning strike to the rapidly rising plume lends support to the idea that the rapid introduction of a conductor, such as a wire, into the electric field of a storm by the use of a rocket or other device might be a practical method for triggering a lightning stroke. This concept was tested successfully on the laboratory scale by quickly pulling a grounded wire into the electric field near the high voltage electrode of a Van de Graaff generator, thus producing a spark discharge (Reference 4).

A factor which may have contributed to the triggering of the lightning strike by the rising plume is the electrical charge produced by the continuous breakup of water into spray. It is known that charged water drops are produced by such processes as the splashing at the base of a waterfall, the bubbling of air through a liquid, the disintegration of a foam patch on the sea, the formation of whitecaps, and the breakup of liquid jets. It seems almost certain that this process occurs in the rapidly rising plume from an underwater explosion, probably at an extremely rapid rate. Such a highly charged conductor might well be an effective triggering agent. The net sign of the plume charge is not known and can probably not be deduced from existing information because of the complex nature of the charging processes (Reference 7).

If the underwater explosion technique were to be employed as a method for triggering lightning strokes, an area with a high frequency of thunderstorm activity, such as the Gulf Coast of Florida, would be preferable to Chesapeake Bay. In addition, the difficulties involved in deep water operations could be eliminated by placing charges on a beach in relatively shallow water. The greatest vertical plume heights would be obtained at a charge depth given, approximately, by the following equation:

$$d = W^{1/3} \quad (1)$$

where  $d$  = charge depth, feet

$W$  = charge weight, pounds of TNT

For this condition, the maximum plume height is

$$P_{\max} = 85 W^{1/3} \quad (2)$$

where  $P_{\max}$  = maximum plume height, feet

For example, if 100-lb TNT charges were to be used, the optimum depth would be 4.6 feet and the plume would reach a height of 390 feet.

REFERENCES

1. R. H. Cole: "Underwater Explosions", Princeton University Press, Princeton, New Jersey, 1948.
2. J. W. Flowers: "Lightning-Measuring Lightning Current Photographically. Equipment, Procedure, and Examples of Results", General Electric Review, Vol. 47, No. 4, pp 9-15, April 1944.
3. J. H. Hagenguth: "The Lightning Discharge", The Compendium of Meteorology, American Meteorological Society, Boston, Mass. pp 136-143, 1951.
4. M. Brook, G. Armstrong, R. H. Winder, B. Vonnegut, and C. B. Moore: "Artificial Initiation of Lightning Discharges", Journal of Geophysical Research, Vol. 66, No. 11, pp 3967-3969, Nov. 1961.
5. P. E. Viemeister: "The Lightning Book", Doubleday and Co., Inc., Garden City, N. Y., 1961.
6. C. B. Moore, B. Vonnegut, and A. G. Emslie: "Observations of Thunderstorms in New Mexico", Arthur D. Little, Inc., 15 June 1959.
7. D. C. Blanchard: "Electrically Charged Drops from Bubbles in Sea Water and their Meteorological Significance", Journal of Meteorology, Vol. 15, No. 4, pp 383-396, Aug 1958.

## DISTRIBUTION

## Copies

Chief, Bureau of Naval Weapons, Attn: Tech Lib. DIS-3	2
Attn: RUME-3	1
Attn: RRRE-5	1
Attn: RRRE-51	1
Chief of Naval Operations, Attn: OP 36	1
Chief of Naval Research, Attn: Code 466	1
Attn: Code 418	1
Attn: Code 416	1
Chief, Bureau of Ships, Attn: Code 423	1
Chief, Bureau of Yards and Docks	1
Commanding Officer and Director, U. S. Naval Radiological Defense Laboratory, San Francisco 24, California	
Attn: Code 911	1
Attn: Code 934	1
Attn: Code 222	1
Commanding Officer and Director, David Taylor Model Basin, Underwater Explosions Research Division, Portsmouth, Virginia (DATMOBAS Code 780)	1
Commanding Officer and Director, David Taylor Model Basin Washington 7, D. C.	2
Commanding Officer, Naval Propellant Plant, Indian Head, Md.	1
Commander, Naval Weapons Laboratory, Dahlgren, Virginia	
Attn: Experimental Officer	1
Commander, Naval Ordnance Test Station, China Lake, Calif.,	
Attn: Technical Library	1
Director, Naval Research Laboratory, Washington, D. C.	2
Superintendent, U. S. Naval Postgraduate School, Monterey, California	1
Director, U. S. Navy Electronics Laboratory, San Diego, California, Attn: Meteorology Section	1
Commanding Officer, U. S. Naval Underwater Ordnance Station, Newport, Rhode Island	1
Commander, U. S. Naval Weapons Station, Yorktown, Virginia	
Attn: Research and Development Division	1
Commanding Officer, Naval Torpedo Station, Keyport, Wash.	1
Commanding Officer and Director, U. S. Navy Underwater Sound Laboratory, New London, Conn.	1
Commanding Officer, U. S. Naval Air Development Center, Johnsville, Pennsylvania	1
Commanding Officer, U. S. Navy Mine Defense Laboratory, Panama City, Florida	1
Commanding Officer, U. S. Naval Weapons Evaluation Facility, Kirtland Air Force Base, Albuquerque, New Mexico	1
Commanding Officer and Director, U. S. Naval Civil Engineering Laboratory, Port Hueneme, California	1
The Hydrographer, U. S. Naval Hydrographic Office, Suitland, Maryland	1

DISTRIBUTION (Con't)	Copies
Chief of Research and Development, Department of the Army, Washington, D. C.	1
Chief of Ordnance, Department of the Army, Washington, D.C.	2
Chief of Engineers, Department of the Army, Washington, D. C., Attn: ENGNB	2
Attn: ENGEB	1
Director, Waterways Experiment Station, Vicksburg, Miss., Attn: F. R. Brown	1
Commanding General, Ballistic Research Laboratories, Aberdeen, Maryland	1
Commanding Officer, Picatinny Arsenal, Dover, N. J.	1
Commanding Officer, Engineer Research and Development Laboratory, Fort Belvoir, Virginia, Attn: Chief, Technical Support Branch	1
Commanding Officer, USA Signal R and D Laboratory, Fort Monmouth, N. J., Attn: Tech Documents Center	1
Director of Research and Development, Headquarters, U. S. Air Force, Washington 25, D. C.	1
Commander, Osama, Attn: Air Force Ammunition Services Office, Hill Air Force Base, Utah	1
Headquarters, Air Proving Ground Center, U. S. Air Force, ARDC, Eglin Air Force Base, Florida, Attn: PGTRI, Tech. Library	1
Commander, Air Materiel Command, Wright-Patterson Air Force Base, Dayton, Ohio	1
Commander, Aeronautical System Division, Patterson Air Force Base, Dayton, Ohio	1
Commander, Air Force Special Weapons Center, Kirtland Air Force Base, Albuquerque, New Mexico, Attn: Technical Library	1
Director, Defense Research and Engineering, Washington 25, D. C., Attn: Technical Library	1
Director, Applied Physics Laboratory, Johns Hopkins University, Silver Spring, Maryland	1
Chief, Defense Atomic Support Agency, Washington 25, D.C.	3
Director, Applied Physics Laboratory, University of Washington, Seattle, Washington	1
Director, Operations Research Office, Johns Hopkins University, 6935 Arlington Road, Bethesda, Maryland Attn: Document Control Office, Washington 14, D.C.	1
Director, Ordnance Research Laboratory, Pennsylvania State University, University Park, Pennsylvania	1
Director, Woods Hole Oceanographic Institution, Woods Hole, Mass., Attn: R. R. Brockhurst	1
Attn: A. Woodcock	1
Director, Scripps Institute of Oceanography, La Jolla, California	1

DISTRIBUTION (Con't)	Copies
Director, Hudson Laboratories, Columbia University, 145 Palisade Street, Dobbs Ferry, N. Y.	1
Director, Lawrence Radiation Laboratory, Livermore, California	1
Director, Los Alamos Scientific Laboratory, Los Alamos, New Mexico., Attn: Dr. D. P. MacDougall	2
Director, National Bureau of Standards, Washington, D. C. Attn: Security Officer	1
Administrator, NASA, 1512 H Street, N. W., Washington, D.C.	1
Sandia Corporation, Sandia Base, Albuquerque, New Mexico	1
Armed Services Technical Information Agency, Arlington Hall Station, Arlington 12, Virginia, Attn: TIPDR	10
Amherst College, Amherst, Mass., Attn: Dr. A. Arons, Physics Dept.	1
New York University, University Heights, N. Y. 53, N.Y., Attn: Dr. G. E. Hudson, Dept. of Physics	1
Attn: Prof. J. E. Miller, Dept of Meteorology and Oceanography	1
Attn: Prof. R. Schotland, Dept. of Meteorology and Oceanography	1
Commanding Officer and Director, David Taylor Model Basin, Washington 7, D. C.	
Attn: Dr. W. W. Murray	1
Attn: Dr. W. J. Sette	1
Michigan State University, East Lansing, Michigan Attn: Dr. T. Triffet, Dept. of Applied Mechanics	1
Harvey Mudd College, Claremont, California Attn: Dr. A. B. Focke, Dept. of Physics	1
Columbia University, New York 27, New York Attn: Dr. Hans H. Bleich, Dept of Civil Engineering and Engineering Mechanics	1
Evans Signal Laboratory, Meteorological Branch, Belmar, New Jersey	1
Headquarters, Air Weather Service, Andrews Air Force Base, Washington 20, D. C., Attn: Director of Scientific Services	1
Commanding General, Air Research and Development Command, P. O. Box 1395, Baltimore 3, Maryland	1
Department of Meteorology, Massachusetts Institute of Technology, Cambridge, Mass., Attn: H. G. Houghton	1
Department of Meteorology, University of Chicago, Chicago, Illinois, Attn: H. R. Byers	1
St. Louis University, 3621 Olive Street, St. Louis 8, Missouri, Attn: J. B. Macelwane, S. J.	1
Department of Meteorology, University of California at Los Angeles, Los Angeles, California, Attn: M. Neiburger	1

DISTRIBUTION (Con't)	Copies
Department of Meteorology, Florida State University, Tallahassee, Florida, Attn: W. A. Baum	1
The Johns Hopkins University, Department of Civil Engineering, Baltimore, Maryland, Attn: R. Long	1
New Mexico Institute of Mining and Technology, Research and Development Division, Socorro, New Mexico, Attn: E. Workman	1
Texas A and M, Department of Oceanography, College Station, Texas, Attn: J. Freeman, Jr.	1
Travelers Weather Research Center, 700 Main Street, Hartford 15, Connecticut	1
U. S. Weather Bureau, 24th and M Streets, N. W., Washington 25, D. C., Attn: Scientific Services Division	1
Division of Oceanography, U. S. Navy Hydrographic Office, Washington 25, D. C.	1
Pennsylvania State University, School of Mineral Industries, University Park, Pennsylvania, Attn: H. Panofsky	1
University of Wisconsin, Department of Meteorology, Madison, Wisconsin, Attn: V. Suomi	1
Institute of Atmospheric Physics, University of Arizona, Tucson 25, Arizona, Attn: J. E. McDonald	1
General Electric Co., 100 Woodlawn Avenue, Pittsfield, Mass., Attn: J. H. Hagenguth	2
Arthur D. Little, Inc., Acorn Park, Cambridge 40, Mass., Attn: C. B. Moore	2
Office of Technical Services, Department of Commerce, Washington 25, D. C.	100

Naval Ordnance Laboratory, White Oak, Md.  
(NOL technical report 61-43)  
A LIGHTNING STRIKE OF AN UNDERWATER  
EXPLOSION PLUME (U), by George A. Young,  
1 Feb. 1962. 22p. Task RE01-ZA732/212 9/-  
WFO08-21-003. UNCLASSIFIED

An unexpected lightning strike to an  
underwater explosion plume is described.  
Four pulses occurred, lasting a total of one  
second. Photographic evidence indicates  
that the discharge probably started upward  
from the plume. The occurrence provides  
support for the viewpoint that the rapid  
introduction of a conductor into the elec-  
tric field of a storm would be a useful  
experimental technique for triggering a  
lightning stroke.

1. Lightning -  
Discharges -  
Explosions -  
Electric  
fields
- I. Title
- II. Young,  
George A.
- III. Project

Naval Ordnance Laboratory, White Oak, Md.  
(NOL technical report 61-43)  
A LIGHTNING STRIKE OF AN UNDERWATER  
EXPLOSION PLUME (U), by George A. Young,  
1 Feb. 1962. 22p. Task RE01-ZA732/212 9/-  
WFO08-21-003. UNCLASSIFIED

An unexpected lightning strike to an  
underwater explosion plume is described.  
Four pulses occurred, lasting a total of one  
second. Photographic evidence indicates  
that the discharge probably started upward  
from the plume. The occurrence provides  
support for the viewpoint that the rapid  
introduction of a conductor into the elec-  
tric field of a storm would be a useful  
experimental technique for triggering a  
lightning stroke.

1. Lightning -  
Discharges -  
Explosions -  
Electric  
fields
- I. Title
- II. Young,  
George A.
- III. Project

Naval Ordnance Laboratory, White Oak, Md.  
(NOL technical report 61-43)  
A LIGHTNING STRIKE OF AN UNDERWATER  
EXPLOSION PLUME (U), by George A. Young,  
1 Feb. 1962. 22p. Task RE01-ZA732/212 9/-  
WFO08-21-003. UNCLASSIFIED

An unexpected lightning strike to an  
underwater explosion plume is described.  
Four pulses occurred, lasting a total of one  
second. Photographic evidence indicates  
that the discharge probably started upward  
from the plume. The occurrence provides  
support for the viewpoint that the rapid  
introduction of a conductor into the elec-  
tric field of a storm would be a useful  
experimental technique for triggering a  
lightning stroke.

1. Lightning -  
Discharges -  
Explosions -  
Electric  
fields
- I. Title
- II. Young,  
George A.
- III. Project

Naval Ordnance Laboratory, White Oak, Md.  
(NOL technical report 61-43)  
A LIGHTNING STRIKE OF AN UNDERWATER  
EXPLOSION PLUME (U), by George A. Young,  
1 Feb. 1962. 22p. Task RE01-ZA732/212 9/-  
WFO08-21-003. UNCLASSIFIED

An unexpected lightning strike to an  
underwater explosion plume is described.  
Four pulses occurred, lasting a total of one  
second. Photographic evidence indicates  
that the discharge probably started upward  
from the plume. The occurrence provides  
support for the viewpoint that the rapid  
introduction of a conductor into the elec-  
tric field of a storm would be a useful  
experimental technique for triggering a  
lightning stroke.

1. Lightning -  
Discharges -  
Explosions -  
Electric  
fields
- I. Title
- II. Young,  
George A.
- III. Project