

UNCLASSIFIED

AD 142 069

Armed Services Technical Information Agency

ARLINGTON HALL STATION
ARLINGTON 12 VIRGINIA

FOR
MICRO-CARD
CONTROL ONLY

NOTICE: WHEN GOVERNMENT OR OTHER DRAWINGS, SPECIFICATIONS OR OTHER DATA ARE USED FOR ANY PURPOSE OTHER THAN IN CONNECTION WITH A DEFINITELY RELATED GOVERNMENT PROCUREMENT OPERATION, THE U. S. GOVERNMENT THEREBY INCURS NO RESPONSIBILITY, NOR ANY OBLIGATION WHATSOEVER; AND THE FACT THAT THE GOVERNMENT MAY HAVE FORMULATED, FURNISHED, OR IN ANY WAY SUPPLIED THE SAID DRAWINGS, SPECIFICATIONS, OR OTHER DATA IS NOT TO BE REGARDED BY IMPLICATION OR OTHERWISE AS IN ANY MANNER LICENSING THE HOLDER OR ANY OTHER PERSON OR CORPORATION, OR CONVEYING ANY RIGHTS OR PERMISSION TO MANUFACTURE USE OR SELL ANY PATENTED INVENTION THAT MAY IN ANY WAY BE RELATED THERETO

UNCLASSIFIED

69084
142069

121


WRIGHT TECHNICAL REPORT 65-160
PART 6
AERIAL DOCUMENT No. AD 142069

MATERIALS-PROPERTY-DESIGN CRITERIA FOR METALS

PART 5. THE CONVENTIONAL SHORT-TIME, ELEVATED-TEMPERATURE
PROPERTIES OF SELECTED STAINLESS STEELS AND SUPER ALLOYS

RONALD J. FAVOR
WILLIAM P. ACHBACH
WALTER S. HYLER

BATTELLE MEMORIAL INSTITUTE



OCTOBER 1957

This report is not to be announced or distributed
automatically in accordance with AFR 205-43A,
paragraph 6d.

WRIGHT AIR DEVELOPMENT CENTER

BEST

AVAILABLE

COPY

WADC TECHNICAL REPORT 55-150
PART 5
ASTIA DOCUMENT NO. AD 142069

MATERIALS-PROPERTY-DESIGN CRITERIA FOR METALS

**PART 5. THE CONVENTIONAL SHORT-TIME, ELEVATED-TEMPERATURE
PROPERTIES OF SELECTED STAINLESS STEELS AND SUPER ALLOYS**

*RONALD J. FAVOR
WILLIAM P. ACHBACH
WALTER S. HYLER*

BATTELLE MEMORIAL INSTITUTE

OCTOBER 1957

**MATERIALS LABORATORY
CONTRACT NO. AF 33(616)-2303
PROJECT No. 7360**

**WRIGHT AIR DEVELOPMENT CENTER
AIR RESEARCH AND DEVELOPMENT COMMAND
UNITED STATES AIR FORCE
WRIGHT-PATTERSON AIR FORCE BASE, OHIO**

Copyrighted by Battelle Memorial Institute, Columbus, Ohio, U.S.A.
October 1957

FOREWORD

This report was prepared by Battelle Memorial Institute, Columbus, Ohio, under Contract No. AF 33(616)-2303. The investigation was initiated under Project No. 7360, "Materials Analysis and Evaluation Techniques", Task No. 73605, "Design Data for Metals". It was administered under the direction of the Materials Laboratory, Directorate of Laboratories, Wright Air Development Center with Mr. D. A. Shinn acting as project engineer.

This research has been carried out under the supervision of H. J. Grover, Chief of the Applied Mechanics Division, with considerable valuable consultation from S. A. Gordon. Other Battelle staff members who participated to a considerable extent in the program include A. H. Hunter, N. J. Weller, W. L. Belton, and L. E. Hanna.

This report covers work conducted from January 1, 1956, to December 15, 1956.

ABSTRACT

Presented in this report is a compilation of data on the conventional short-time, elevated-temperature properties of selected corrosion-resistant and high-temperature alloys applicable to airframe and missile fabrication. The resultant recommended design data obtained in this study have been presented in such form as to be directly applicable to the ANC-5 Bulletin (issued by the Air Force-Navy-Civil Panel) on "Strength of Metal Aircraft Elements".

PUBLICATION REVIEW

This report has been reviewed and is approved.

FOR THE COMMANDER:



R. R. KENNEDY
Chief, Metals Branch
Materials Laboratory

TABLE OF CONTENTS

	<u>Page</u>
INTRODUCTION	1
METHOD OF APPROACH	3
General Comments	3
Treatment of Strength Properties $F_{0.2}$, $F_{0.1}$, $F_{0.05}$, $F_{0.01}$, $F_{0.005}$ and $F_{0.001}$	4
Data From One Source	4
Data From More Than One Source	4
($F_{0.2}$)	4
($F_{0.1}$, $F_{0.05}$, $F_{0.01}$ and $F_{0.001}$)	5
Treatment of Modulus of Elasticity (E and E_c) and Stress-Strain Data (Optimization Process)	5
General	5
Mathematical Details of Optimization of Modulus Data	7
AISI 301 STAINLESS STEEL (QQ-S-682, FS 301)	11
422M STAINLESS STEEL	52
17-7PH STAINLESS STEEL (AMS-5527)	60
AM-350 STAINLESS STEEL	102
17-4PH STAINLESS STEEL	140
19-9DL ALLOY (AMS-5526B) (AMS-5527A)	156
19-9DX ALLOY (AMS-5530) (AMS-5539)	191
A-286 ALLOY	220
DINCEL "X" (MIL-B-776)(AMS-5541)	229
STAINLESS "W" ALLOY	250
APPENDIX I, MATERIAL COMPARISON CURVES	265
APPENDIX II, LIST OF REFERENCES	271

LIST OF TABLES

Table 1. Nominal Chemical Composition of AISI 301 Stainless Steel (QQ-S-682, FS 301)	11
Table 2. Minimum Representative Mechanical Properties of AISI 301 Stainless Steel (QQ-S-682, FS 301)	11
Table 3. Nominal Chemical Composition of 422M Stainless Steel	52
Table 4. Nominal Chemical Composition of 17-7PH Stainless Steel (AMS-5527)	60
Table 5. Minimum Mechanical Properties of 17-7PH Stainless Steel (AMS-5527)	60
Table 6. Nominal Chemical Composition of AM-350 Stainless Steel	102
Table 7. Nominal Chemical Composition of 17-4PH Stainless Steel	140
Table 8. Typical Chemical Composition of 19-9DL Heat-Resistant Alloy (AMS-5526B) (AMS-5527A)	156
Table 9. Minimum Mechanical Properties of 19-9DL Alloy (AMS-5526B)	156
Table 10. Minimum Mechanical Properties of 19-9DL Alloy (AMS-5527A)	157
Table 11. Typical Chemical Composition of 19-9DX Heat-Resistant Alloy (AMS-5530) (AMS-5539)	194
Table 12. Minimum Mechanical Properties of 19-9DX Alloy (AMS-5530)	194

LIST OF TABLES
(Continued)

	<i>R.98</i>
Table 13. Minimum Mechanical Properties of 19-90X Alloy (AMS-5537)	199
Table 14. Typical Chemical Composition of A-200 Alloy	210
Table 15. Chemical Composition of Inconel "X" (MIL-N-7794) (AMS-5542C)	219
Table 16. Typical Room-Temperature Properties of F-77 Heat-Treated Hot-Rolled Inconel "X"	230
Table 17. Typical Room-Temperature Properties of Hot-Rolled and Aged Inconel "X"	236
Table 18. Minimum Mechanical Properties of Inconel "X" (AMS-5542D)	239
Table 19. Nominal Chemical Composition of Stainless "W" Alloy	246

LIST OF ILLUSTRATIONS

Figure 1. Tensile Modulus Versus Temperature for 2014-T6 Clad Aluminum Alloy	6
Figure 2. Tensile Modulus Versus Temperature for 2024-T81 Aluminum Alloy	8
Figure 3. Schematic Diagram of Quantities Described in Optimization Process	10
Figure 4. Tensile Strength (F_{tu}) of AISI 301 (Half Hard) Stainless Steel at Elevated Temperature	13
Figure 5. Effect of Strain Rate on the Tensile Strength (F_{tu}) of AISI 301 (Half Hard) Stainless Steel at Elevated Temperature	14
Figure 6. Tensile Strength (F_{tu}) Expressed as a Percentage of Room-Temperature Tensile Strength of AISI 301 (Half Hard) Stainless Steel at Elevated Temperature	16
Figure 7. Design Curve for Tensile Strength (F_{tu}) of AISI 301 (Half Hard) Stainless Steel at Elevated Temperature	16
Figure 8. Tensile Yield Strength (F_{ty}) of AISI 301 (Half Hard) Stainless Steel at Elevated Temperature	17
Figure 9. Effect of Strain Rate on the Tensile Yield Strength (F_{ty}) of AISI 301 (Half Hard) Stainless Steel at Elevated Temperature	18
Figure 10. Tensile Yield Strength (F_{ty}) of AISI 301 (Half Hard) Stainless Steel at Elevated Temperature	19
Figure 11. Design Curve for Tensile Yield Strength (F_{ty}) of AISI 301 (Half Hard) Stainless Steel at Elevated Temperature	20
Figure 12. Compressive Yield Strength (F_{cy}) Expressed as Percentage of Room Temperature Compressive Yield Strength of AISI 301 (Half Hard) Stainless Steel at Elevated Temperature	21
Figure 13. Design Curve for Compressive Yield Strength (F_{cy}) of AISI 301 (Half Hard) Stainless Steel at Elevated Temperature	22
Figure 14. Bearing Strength (F_{bru}) of AISI 301 (Half Hard) Stainless Steel at Elevated Temperature	23
Figure 15. Bearing Strength (F_{bru}) Expressed as a Percentage of Room-Temperature Bearing Strength of AISI 301 (Half Hard) Stainless Steel at Elevated Temperature	24
Figure 16. Design Curve for Bearing Strength (F_{bru}) of AISI 301 (Half Hard) Stainless Steel at Elevated Temperature	24
Figure 17. Bearing Yield Strength (F_{bry}) of AISI 301 (Half Hard) Stainless Steel at Elevated Temperature	26
Figure 18. Bearing Yield Strength (F_{bry}) Expressed as a Percentage of Room-Temperature Bearing Yield Strength of AISI 301 (Half Hard) Stainless Steel at Elevated Temperature	27

LIST OF ILLUSTRATIONS
(Continued)

	<u>Page</u>
Figure 19. Design Curve for Bearing Tensile Strength (F_{bt}) of AISI 301 (Half Hard) Stainless Steel at Elevated Temperature	28
Figure 20. Shear Strength (F_{su}) of AISI 301 (Half Hard) Stainless Steel at Elevated Temperature	29
Figure 21. Design Curve for Shear Strength (F_{su}) of AISI 301 (Half Hard) Stainless Steel at Elevated Temperature	30
Figure 22. Tensile Modulus (E) of AISI 301 (Half Hard) Stainless Steel at Elevated Temperature	31
Figure 23. Tensile Stress-Strain Curve for AISI 301 (Half Hard) Stainless Steel at Room Temperature	32
Figure 24. Tensile Stress-Strain Curves for AISI 301 (Half Hard) Stainless Steel at 400 F	33
Figure 25. Effect of Strain Rate on the Tensile Stress-Strain Curve of AISI 301 (Half Hard) Stainless Steel at 400 F	34
Figure 26. Tensile Stress-Strain Curves for AISI 301 (Half Hard) Stainless Steel at 600 F	35
Figure 27. Tensile Stress-Strain Curves for AISI 301 (Half Hard) Stainless Steel at 800 F	36
Figure 28. Tensile Stress-Strain Curves for AISI 301 (Half Hard) Stainless Steel at 1000 F	37
Figure 29. Tensile Stress-Strain Curves for AISI 301 (Half Hard) Stainless Steel at 1200 F	38
Figure 30. Compressive Modulus (E_c) of AISI 301 (Half Hard) Stainless Steel at Elevated Temperature	39
Figure 31. Compressive Stress-Strain Curve for AISI 301 (Half Hard) Stainless Steel at Room Temperature	40
Figure 32. Compressive Stress-Strain Curves for AISI 301 (Half Hard) Stainless Steel at 400 F	41
Figure 33. Compressive Stress-Strain Curves for AISI 301 (Half Hard) Stainless Steel at 600 F	42
Figure 34. Compressive Stress-Strain Curves for AISI 301 (Half Hard) Stainless Steel at 800 F	43
Figure 35. Compressive Stress-Strain Curves for AISI 301 (Half Hard) Stainless Steel at 1000 F	44
Figure 36. Tensile Strength (F_{tu}) of AISI 301 (Full Hard) Stainless Steel at Elevated Temperature	45
Figure 37. Effect of Strain Rate on the Tensile Strength (F_{tu}) of AISI 301 (Full Hard) Stainless Steel at Elevated Temperature	46
Figure 38. Tensile Strength (F_{tu}) Expressed as a Percentage of Room-Temperature Tensile Strength of AISI 301 (Full Hard) Stainless Steel at Elevated Temperature	47
Figure 39. Design Curve for Tensile Strength (F_{tu}) of AISI 301 (Full Hard) Stainless Steel at Elevated Temperature	48
Figure 40. Tensile Yield Strength (F_{ty}) of AISI 301 (Full Hard) Stainless Steel at Elevated Temperature	49
Figure 41. Effect of Strain Rate on the Tensile Yield Strength (F_{ty}) of AISI 301 (Full Hard) Stainless Steel at Elevated Temperature	50
Figure 42. Design Curve for Tensile Yield Strength (F_{ty}) of AISI 301 (Full Hard) Stainless Steel at Elevated Temperature	51
Figure 43. Tensile Strength (F_u) of AISI 301 Stainless Steel at Elevated Temperature	52

LIST OF ILLUSTRATIONS
(Continued)

	<u>Page</u>
Figure 44. Design Curve for Tensile Strength (F_{tu}) of 422M Stainless Steel at Elevated Temperature	54
Figure 45. Tensile Yield Strength (F_{ly}) of 422M Stainless Steel at Elevated Temperature	56
Figure 46. Design Curve for Tensile Yield Strength (F_{ly}) of 422M Stainless Steel at Elevated Temperature	54
Figure 47. Tensile Stress-Strain Curves for 422M Stainless Steel at Room Temperature	57
Figure 48. Tensile Stress-Strain Curve for 412M Stainless Steel at Room Temperature	58
Figure 49. Tensile Stress-Strain Curve for 422M Stainless Steel at Room Temperature	59
Figure 50. Tensile Stress-Strain Curve for 412M Stainless Steel at Room Temperature	60
Figure 51. Tensile Stress-Strain Curves for 421M Stainless Steel at Room Temperature	61
Figure 52. Tensile Stress-Strain Curves for 422M Stainless Steel at Room Temperature	62
Figure 53. Tensile Stress-Strain Curves for 422M Stainless Steel at Room Temperature	63
Figure 54. Tensile Stress-Strain Curve for 422M Stainless Steel at Room Temperature	64
Figure 55. Tensile Stress-Strain Curves for 422M Stainless Steel at Room Temperature	65
Figure 56. Tensile Stress-Strain Curves for 422M Stainless Steel at Room Temperature	64
Figure 57. Tensile Stress-Strain Curve for 422M Stainless Steel at Room Temperature	67
Figure 58. Tensile Strength (F_{tu}) of 17-7PH (TM 1050) Stainless Steel at Elevated Temperature	70
Figure 59. Effect of Strain Rate on the Tensile Strength (F_{tu}) of 17-7PH (TM 1050) Stainless Steel at Elevated Temperature	71
Figure 60. Design Curve for Tensile Strength (F_{tu}) of 17-7PH (TM 1050) Stainless Steel at Elevated Temperature	72
Figure 61. Tensile Yield Strength (F_{ly}) of 17-7PH (TM 1050) Stainless Steel at Elevated Temperature	73
Figure 62. Effect of Strain Rate on the Tensile Yield Strength (F_{ly}) of 17-7PH (TM 1050) Stainless Steel at Elevated Temperature	74
Figure 63. Design Curve for Tensile Yield Strength (F_{ly}) of 17-7PH (TM 1050) Stainless Steel at Elevated Temperature	75
Figure 64. Compressive Yield Strength (F_{cy}) of 17-7PH (TM 1050) Stainless Steel at Elevated Temperature	76
Figure 65. Design Curve for Compressive Yield Strength (F_{cy}) of 17-7PH (TM 1050) Stainless Steel at Elevated Temperature	77
Figure 66. Bearing Strength (F_{bu}) of 17-7PH (TM 1050) Stainless Steel at Elevated Temperature	78
Figure 67. Design Curve for Bearing Strength (F_{bu}) of 17-7PH (TM 1050) Stainless Steel at Elevated Temperature	79
Figure 68. Bearing Yield Strength (F_{by}) of 17-7PH (TM 1050) Stainless Steel at Elevated Temperature	80
Figure 69. Design Curve for Bearing Yield Strength (F_{by}) of 17-7PH (TM 1050) Stainless Steel at Elevated Temperature	81

LIST OF ILLUSTRATIONS
(Continued)

	<u>Page</u>
Figure 70. Shear Strength (F_{su}) of 17-7PH (TM 1050) Stainless Steel at Elevated Temperature	82
Figure 71. Design Curve for Shear Strength (F_{su}) of 17-7PH (TM 1050) Stainless Steel at Elevated Temperature	83
Figure 72. Tensile Modulus (E_t) of 17-7PH (TM 1050) Stainless Steel at Elevated Temperature	84
Figure 73. Tensile Stress-Strain Curve for 17-7PH (TM 1050) Stainless Steel at Room Temperature	85
Figure 74. Tensile Stress-Strain Curves for 17-7PH (TM 1050) Stainless Steel at 400 F	86
Figure 75. Tensile Stress-Strain Curves for 17-7PH (TM 1050) Stainless Steel at 600 F	87
Figure 76. Tensile Stress-Strain Curves for 17-7PH (TM 1050) Stainless Steel at 800 F	88
Figure 77. Tensile Stress-Strain Curve for 17-7PH (TM 1050) Stainless Steel at 900 F	89
Figure 78. Compressive Modulus (E_c) of 17-7PH (TM 1050) Stainless Steel at Elevated Temperature	90
Figure 79. Compressive Stress-Strain Curve for 17-7PH (TM 1050) Stainless Steel at Room Temperature	91
Figure 80. Compressive Stress-Strain Curves for 17-7PH (TM 1050) Stainless Steel at 400 F	92
Figure 81. Compressive Stress-Strain Curves for 17-7PH (TM 1050) Stainless Steel at 600 F	93
Figure 82. Compressive Stress-Strain Curve for 17-7PH (TM 1050) Stainless Steel at 800 F	94
Figure 83. Compressive Stress-Strain Curves for 17-7PH (TM 1050) at 900 F	95
Figure 84. Compressive Modulus (E_c) of 17-7PH Stainless Steel at Elevated Temperature	96
Figure 85. Compressive Stress-Strain Curves for 17-7PH Stainless Steel at Room and Elevated Temperature	97
Figure 86. Tensile Strength (F_{tu}) of 17-7PH (TM 950) Stainless Steel at Elevated Temperature	98
Figure 87. Design Curve for Tensile Strength (F_{tu}) of 17-7PH (TM 950) Stainless Steel at Elevated Temperature	99
Figure 88. Tensile Yield Strength (F_{ty}) of 17-7PH of (TM 950) Stainless Steel at Elevated Temperature	100
Figure 89. Design Curve for Tensile Yield Strength (F_{ty}) of 17-7PH (TM 950) Stainless Steel at Elevated Temperature	101
Figure 90. Tensile Strength (F_{tu}) of AM-350 Stainless Steel (Solution Heat Treated at 1700 F) at Elevated Temperature	102
Figure 91. Design Curve for Tensile Strength (F_{tu}) of AM-350 Stainless Steel (Solution Heat Treated at 1700 F) at Elevated Temperature	103
Figure 92. Tensile Yield Strength (F_{ty}) of AM-350 Stainless Steel (Solution Heat Treated at 1700 F) at Elevated Temperature	104
Figure 93. Design Curve for Tensile Yield Strength (F_{ty}) of AM-350 Stainless Steel (Solution Heat Treated at 1700 F) at Elevated Temperature	107
Figure 94. Tensile Modulus (E) of AM-350 Stainless Steel (Solution Heat Treated at 1700 F) at Elevated Temperature	108
Figure 95. Tensile Strength (F_{tu}) of AM-350 Stainless Steel (Solution Heat Treated at 1700 F) at Elevated Temperature	109

LIST OF ILLUSTRATIONS
(Continued)


	<u>Page</u>
Figure 96. Design Curve for Tensile Strength (F_{tu}) of AM-350 Stainless Steel (Solution Heat Treated at 1750 F) at Elevated Temperature	110
Figure 97. Tensile Yield Strength (F_{ly}) of AM-350 Stainless Steel (Solution Heat Treated at 1750 F) at Elevated Temperature	111
Figure 98. Design Curve for Tensile Yield Strength (F_{ly}) of AM-350 Stainless Steel (Solution Heat Treated at 1750 F) at Elevated Temperature	112
Figure 99. Tensile Modulus (E) of AM-350 Stainless Steel (Solution Heat Treated at 1750 F) at Elevated Temperature	113
Figure 100. Tensile Strength (F_{tu}) of AM-350 Stainless Steel (Double Aged) at Elevated Temperature	114
Figure 101. Design Curve for Tensile Strength (F_{tu}) of AM-350 Stainless Steel (Double Aged) at Elevated Temperature	115
Figure 102. Tensile Yield Strength (F_{ly}) of AM-350 Stainless Steel (Double Aged) at Elevated Temperature	116
Figure 103. Design Curve for Tensile Yield Strength (F_{ly}) of AM-350 Stainless Steel (Double Aged) at Elevated Temperature	117
Figure 104. Tensile Modulus (E) of AM-350 Stainless Steel (Double Aged) at Elevated Temperature	118
Figure 105. Shear Strength (F_{su}) of AM-350 Stainless Steel at Elevated Temperature	119
Figure 106. Design Curve for Shear Strength (F_{su}) of AM-350 Stainless Steel at Elevated Temperature	120
Figure 107. Compressive Yield Strength (F_{cy}) of AM-350 Stainless Steel at Elevated Temperature	121
Figure 108. Design Curve for Compressive Yield Strength (F_{cy}) of AM-350 Stainless Steel at Elevated Temperature	122
Figure 109. Tensile Modulus (E) of AM-350 Stainless Steel at Elevated Temperature	123
Figure 110. Tensile Stress-Strain Curves for AM-350 Stainless Steel at Room Temperature	124
Figure 111. Tensile Stress-Strain Curves for AM-350 Stainless Steel at Room and Elevated Temperature	125
Figure 112. Compressive Modulus (E_c) of AM-350 Stainless Steel at Elevated Temperature	126
Figure 113. Compressive Stress-Strain Curves for AM-350 Stainless Steel at Room and Elevated Temperature	127
Figure 114. Effect of Annealing at 1700 F and 1750 F on the Tensile Stress-Strain Curve of AM-350 Stainless Steel at Room Temperature (Longitudinal Property)	128
Figure 115. Effect of Annealing at 1700 F, 1750 F, and 1900 F, on the Tensile Stress-Strain Curve of AM-350 Stainless Steel at Room Temperature (Transverse Property)	129
Figure 116. Effect of Annealing at 1700 F, 1750 F, 1800 F, and 1900 F, Subzero Cooling, and Tempering on the Tensile Stress-Strain Curve of AM-350 Stainless Steel at Room Temperature (Longitudinal Property)	130
Figure 117. Effect of Annealing, Subzero Cooling, and Tempering on the Tensile Stress-Strain Curve of AM-350 Stainless Steel at Room Temperature (Transverse Property)	131
Figure 118. Effect of Annealing at 1700 F, 1750 F, 1800 F, and 1900 F, Air Cooling, and Double Aging on the Tensile Stress-Strain Curve of AM-350 Stainless Steel at Room Temperature (Longitudinal Property)	132

LIST OF ILLUSTRATIONS
(Continued)

	<u>Page</u>
Figure 119. Effect of Annealing at 1700 F, 1750 F, and 1900 F, Air Cooling, and Double Aging on the Tensile Stress-Strain Curve of AM-350 Stainless Steel at Room Temperature (Transverse Property)	133
Figure 120. Effect of Annealing at 1700 F on the Compressive Stress-Strain Curve of AM-350 Stainless Steel at Room Temperature (Longitudinal Property)	134
Figure 121. Effect of Annealing at 1700 F on the Compressive Stress-Strain Curve of AM-350 Stainless Steel at Room Temperature (Transverse Property)	135
Figure 122. Effect of Annealing, Subzero Cooling, and Tempering on the Compressive Stress-Strain Curve of AM-350 Stainless Steel at Room Temperature (Longitudinal Property)	136
Figure 123. Effect of Annealing, Subzero Cooling, and Tempering on the Compressive Stress-Strain Curve of AM-350 Stainless Steel at Room Temperature (Transverse Property)	137
Figure 124. Effect of Annealing at 1700 F and 1750 F and Standard Double Aging on the Compressive Stress-Strain Curve of AM-350 Stainless Steel at Room Temperature (Longitudinal Property)	138
Figure 125. Effect of Annealing at 1700 F and 1750 F and Standard Double Aging on the Compressive Stress-Strain Curve of AM-350 Stainless Steel at Room Temperature (Transverse Property)	139
Figure 126. Tensile Strength (F_{10}) of 17-4PH Stainless Steel at Elevated Temperature	141
Figure 127. Design Curve for Tensile Strength (F_{10}) of 17-4PH Stainless Steel at Elevated Temperature	142
Figure 128. Tensile Yield Strength ($F_{0.2}$) of 17-4PH Stainless Steel at Elevated Temperature	143
Figure 129. Design Curve for Tensile Yield Strength ($F_{0.2}$) of 17-4PH Stainless Steel at Elevated Temperature	144
Figure 130. Compressive Yield Strength ($F_{0.2}$) of 17-4PH Stainless Steel at Elevated Temperature	145
Figure 131. Design Curve for Compressive Yield Strength ($F_{0.2}$) of 17-4PH Stainless Steel at Elevated Temperature	146
Figure 132. Shear Strength ($F_{0.2}$) of 17-4PH Stainless Steel at Elevated Temperature	147
Figure 133. Design Curve for Shear Strength ($F_{0.2}$) of 17-4PH Stainless Steel at Elevated Temperature	148
Figure 134. Bending Strength ($F_{0.2}$) of 17-4PH Stainless Steel at Elevated Temperature	149
Figure 135. Design Curve for Bending Strength ($F_{0.2}$) of 17-4PH Stainless Steel at Elevated Temperature	150
Figure 136. Bearing Yield Strength ($F_{0.2}$) of 17-4PH Stainless Steel at Elevated Temperature	151
Figure 137. Design Curve for Bearing Yield Strength ($F_{0.2}$) of 17-4PH Stainless Steel at Elevated Temperature	152
Figure 138. Effect of Exposure to Elevated Temperature on the Room-Temperature Tensile Strength (F_{10}) of 17-4PH Stainless Steel	153
Figure 139. Tensile Modulus (E) of 17-4PH Stainless Steel Forging at Elevated Temperature	154
Figure 140. Tensile Stress-Strain Curves for 17-4PH Stainless Steel Forging at Room Temperature and Elevated Temperature	155
Figure 141. Compressive Modulus (E_c) of 17-4PH Stainless Steel Forging at Elevated Temperature	156

LIST OF ILLUSTRATIONS
(Continued)

	<u>Page</u>
Figure 142. Compressive Stress-Strain Curves for 17-4PH Stainless Steel Forging at Room and Elevated Temperature	157
Figure 143. Tensile Strength (F_{tu}) of 19-9DL Stainless Steel (Annealed) at Elevated Temperature	160
Figure 144. Design Curve for Tensile Strength (F_{tu}) of 19-9DL Stainless Steel (Annealed) at Elevated Temperature	161
Figure 145. Tensile Yield Strength (F_{ty}) of 19-9DL Stainless Steel (Annealed) at Elevated Temperature	162
Figure 146. Design Curve for Tensile Yield Strength (F_{ty}) of 19-9DL Stainless Steel (Annealed) at Elevated Temperature	165
Figure 147. Tensile Strength (F_{tu}) of 19-9DL Stainless Steel (Cold Rolled) at Elevated Temperature	164
Figure 148. Design Curve for Tensile Strength (F_{tu}) of 19-9DL Stainless Steel (Cold Rolled) at Elevated Temperature	168
Figure 149. Tensile Yield Strength (F_{ty}) of 19-9DL Stainless Steel (Cold Rolled) at Elevated Temperature	166
Figure 150. Design Curve for Tensile Yield Strength (F_{ty}) of 19-9DL Stainless Steel (Cold Rolled) at Elevated Temperature	167
Figure 151. Tensile Strength (F_{tu}) of 19-9DL Stainless Steel (Hot Rolled and Stress Relieved) at Elevated Temperature	168
Figure 152. Design Curve for Tensile Strength (F_{tu}) of 19-9DL Stainless Steel (Hot Rolled and Stress Relieved) at Elevated Temperature	169
Figure 153. Tensile Yield Strength (F_{ty}) of 19-9DL Stainless Steel (Hot Rolled and Stress Relieved) at Elevated Temperature	170
Figure 154. Design Curve for Tensile Yield Strength (F_{ty}) of 19-9DL Stainless Steel (Hot Rolled and Stress Relieved) at Elevated Temperature	171
Figure 155. Tensile Strength (F_{tu}) of 19-9DL Stainless Steel (Hot Forged) at Elevated Temperature	172
Figure 156. Design Curve for Tensile Strength (F_{tu}) of 19-9DL Stainless Steel (Hot Forged) at Elevated Temperature	173
Figure 157. Tensile Strength (F_{tu}) of 19-9DL Stainless Steel (Hot Rolled) at Elevated Temperature	174
Figure 158. Design Curve for Tensile Strength (F_{tu}) of 19-9DL Stainless Steel (Hot Rolled) at Elevated Temperature	175
Figure 159. Tensile Strength (F_{tu}) of 19-9DL Stainless Steel (Hot Rolled) at Elevated Temperature	176
Figure 160. Design Curve for Tensile Strength (F_{tu}) of 19-9DL Stainless Steel (Hot Rolled) at Elevated Temperature	177
Figure 161. Tensile Yield Strength (F_{ty}) of 19-9DL Stainless Steel (Hot Rolled) at Elevated Temperature	178
Figure 162. Design Curve for Tensile Yield Strength (F_{ty}) of 19-9DL Stainless Steel (Hot Rolled) at Elevated Temperature	179
Figure 163. Tensile Strength (F_{tu}) of 19-9DL Stainless Steel (Forging) at Elevated Temperature	180
Figure 164. Design Curve for Tensile Strength (F_{tu}) of 19-9DL Stainless Steel (Forging) at Elevated Temperature	181



LIST OF ILLUSTRATIONS
(Continued)

	<u>Page</u>
Figure 165. Tensile Yield Strength (F_{ly}) of 19-9DL Stainless Steel (Forging) at Elevated Temperature	182
Figure 166. Design Curve for Tensile Yield Strength (F_{ly}) of 19-9DL Stainless Steel (Forging) at Elevated Temperature	183
Figure 167. Tensile Strength (F_{tu}) of 19-9DL Stainless Steel (Hot Rolled) at Elevated Temperature	184
Figure 168. Design Curve for Tensile Strength (F_{tu}) of 19-9DL Stainless Steel (Hot Rolled) at Elevated Temperature	185
Figure 169. Tensile Yield Strength (F_{ly}) of 19-9DL Stainless Steel (Hot Rolled) at Elevated Temperature	186
Figure 170. Design Curve for Tensile Yield Strength (F_{ly}) of 19-9DL Stainless Steel (Hot Rolled) at Elevated Temperature	187
Figure 171. Tensile Strength (F_{tu}) of 19-9DL Stainless Steel (Hot-Cold Worked) at Elevated Temperature	188
Figure 172. Design Curve for Tensile Strength (F_{tu}) of 19-9DL Stainless Steel (Hot-Cold Worked) at Elevated Temperature	189
Figure 173. Tensile Strength (F_{tu}) of 19-9DL Stainless Steel (Hot-Cold Worked) at Elevated Temperature	190
Figure 174. Design Curve for Tensile Strength (F_{tu}) of 19-9DL Stainless Steel (Hot-Cold Worked) at Elevated Temperature	191
Figure 175. Tensile Yield Strength (F_{ly}) of 19-9DL Stainless Steel (Hot Rolled) at Elevated Temperature	192
Figure 176. Design Curve for Tensile Yield Strength (F_{ly}) of 19-9DL Stainless Steel (Hot Rolled) at Elevated Temperature	193
Figure 177. Tensile Strength (F_{tu}) of 19-9DX (AMS-5536) Stainless Steel at Elevated Temperature	194
Figure 178. Tensile Strength (F_{tu}) of 19-9DX (AMS-5536) Stainless Steel at Elevated Temperature	197
Figure 179. Design Curve for Tensile Strength (F_{tu}) of 19-9DX (AMS-5536) Stainless Steel at Elevated Temperature	198
Figure 180. Tensile Yield Strength (F_{ly}) of 19-9DX (AMS-5536) Stainless Steel at Elevated Temperature	199
Figure 181. Tensile Yield Strength (F_{ly}) Expressed as a Percentage of Room-Temperature Tensile Yield Strength of 19-9DX (AMS-5536) Stainless Steel at Elevated Temperature	200
Figure 182. Design Curve for Tensile Yield Strength (F_{ly}) of 19-9DX (AMS-5536) Stainless Steel at Elevated Temperature	201
Figure 183. Compressive Yield Strength (F_{cy}) of 19-9DX (AMS-5536) Stainless Steel at Elevated Temperature	202
Figure 184. Design Curve for Compressive Yield Strength (F_{cy}) of 19-9DX (AMS-5536) Stainless Steel at Elevated Temperature	203
Figure 185. Bearing Strength (F_{br}) of 19-9DX (AMS-5536) Stainless Steel at Elevated Temperature	204
Figure 186. Design Curve for Bearing Strength (F_{br}) of 19-9DX (AMS-5536) Stainless Steel at Elevated Temperature	205
Figure 187. Bearing Yield Strength (F_{bry}) of 19-9DX (AMS-5536) Stainless Steel at Elevated Temperature	206
Figure 188. Design Curve for Bearing Yield Strength (F_{bry}) of 19-9DX (AMS-5536) Stainless Steel at Elevated Temperature	207

LIST OF ILLUSTRATIONS
(Continued)

	<u>Page</u>
Figure 189. Tensile Strength (F_{ts}) of 19-9DX (AMS-5539) Stainless Steel at Elevated Temperature	208
Figure 190. Tensile Strength (F_{ts}) Expressed as a Percentage of Room-Temperature Tensile Strength of 19-9DX (AMS-5539) Stainless Steel at Elevated Temperature	209
Figure 191. Design Curve for Tensile Strength (F_{ts}) of 19-9DX (AMS-5539) Stainless Steel at Elevated Temperature	210
Figure 192. Tensile Yield Strength (F_{ty}) of 19-9DX (AMS-5539) Stainless Steel at Elevated Temperature	211
Figure 193. Tensile Yield Strength (F_{ty}) Expressed as a Percentage of Room-Temperature Tensile Yield Strength of 19-9DX (AMS-5539) Stainless Steel at Elevated Temperature	212
Figure 194. Design Curve for Tensile Yield Strength (F_{ty}) of 19-9DX (AMS-5539) Stainless Steel at Elevated Temperature	213
Figure 195. Compressive Yield Strength (F_{cy}) of 19-9DX (AMS-5539) Stainless Steel at Elevated Temperature	214
Figure 196. Design Curve for Compressive Yield Strength (F_{cy}) of 19-9DX (AMS-5539) Stainless Steel at Elevated Temperature	215
Figure 197. Bearing Strength (F_{br}) of 19-9DX (AMS-5539) Stainless Steel at Elevated Temperature	216
Figure 198. Design Curve for Bearing Strength (F_{br}) of 19-9DX (AMS-5539) Stainless Steel at Elevated Temperature	217
Figure 199. Bearing Yield Strength (F_{by}) of 19-9DX (AMS-5539) Stainless Steel at Elevated Temperature	218
Figure 200. Design Curve for Bearing Yield Strength (F_{by}) of 19-9DX (AMS-5539) Stainless Steel at Elevated Temperature	219
Figure 201. Tensile Strength (F_{ts}) of A-286 Alloy at Elevated Temperature	221
Figure 202. Design Curve for Tensile Strength (F_{ts}) of A-286 Alloy at Elevated Temperature	222
Figure 203. Tensile Yield Strength (F_{ty}) of A-286 Alloy at Elevated Temperature	223
Figure 204. Design Curve for Tensile Yield Strength (F_{ty}) of A-286 Alloy at Elevated Temperature	224
Figure 205. Effect of Elevated Temperature on the Modulus of Rigidity (G) of A-286 Alloy	225
Figure 206. Effect of Elevated Temperature on Poisson's Ratio (ν) of A-286 Alloy	226
Figure 207. Tensile Modulus (E) of A-286 Alloy (Sheet) at Elevated Temperature	227
Figure 208. Tensile Stress-Strain Curves for A-286 Alloy Sheet	228
Figure 209. Tensile and Tensile Yield Strengths (F_{ts} and F_{ty}) of Inconel "X" at Elevated Temperature	232
Figure 210. Tensile and Tensile Yield Strengths (F_{ts} and F_{ty}) of Inconel "X" at Elevated Temperature	233
Figure 211. Tensile and Tensile Yield Strengths (F_{ts} and F_{ty}) of Inconel "X" at Elevated Temperature	234
Figure 212. Effect of Strain Rate on the Tensile Strength (F_{ts}) of Inconel "X" at Elevated Temperature	235
Figure 213. Effect of Strain Rate on the Tensile Yield Strength (F_{ty}) of Inconel "X" at Elevated Temperature	236

LIST OF ILLUSTRATIONS
(Continued)

Figure 214. Design Curve for Tensile Strength (F_{tu}) of Inconel "X" at Elevated Temperature	20
Figure 215. Design Curve for Tensile Yield Strength (F_{ty}) of Inconel "X" at Elevated Temperature	20
Figure 216. Compressive Yield Strength (F_{cy}) of Inconel "X" at Elevated Temperature	20
Figure 217. Design Curve for Compressive Yield Strength (F_{cy}) of Inconel "X" at Elevated Temperature	20
Figure 218. Flaring and Bearing Yield Strengths (F_{fry} and F_{byr}) of Inconel "X" at Elevated Temperature	20
Figure 219. Design Curve for Bearing Strength (F_{br}) of Inconel "X" at Elevated Temperature	20
Figure 220. Design Curve for Bearing Yield Strength (F_{byr}) of Inconel "X" at Elevated Temperature	20
Figure 221. Shear Strength (F_{su}) of Inconel "X" at Elevated Temperature	20
Figure 222. Design Curve for Shear Strength (F_{su}) of Inconel "X" at Elevated Temperature	20
Figure 223. Shear Strength (F_{su}) of Inconel "X" at Elevated Temperature	20
Figure 224. Design Curve for Shear Strength (F_{su}) of Inconel "X" at Elevated Temperature	20
Figure 225. Effect of Elevated Temperature on the Modulus of Rigidity (G) of Inconel "X"	20
Figure 226. Effect of Elevated Temperature on Poisson's Ratio (ν) for Inconel "X"	20
Figure 227. Tensile and Compressive Moduli (E and K_c) of Inconel "X" at Elevated Temperature	20
Figure 228. Tensile Stress-Strain Curves for Inconel "X" at Room and Elevated Temperature	20
Figure 229. Compressive Stress-Strain Curves for Inconel "X" at Room and Elevated Temperature	20
Figure 230. Tensile Stress-Strain Curve for Inconel "X" at Room Temperature	20
Figure 231. Tensile Strength (F_{tu}) of Stainless "W" Alloy at Elevated Temperature	21
Figure 232. Design Curve for Tensile Strength (F_{tu}) of Stainless "W" Alloy at Elevated Temperature	21
Figure 233. Tensile Yield Strength (F_{ty}) of Stainless "W" Alloy at Elevated Temperature	21
Figure 234. Design Curve for Tensile Strength (F_{ty}) of Stainless "W" Alloy at Elevated Temperature	21
Figure 235. Effect of Elevated Temperature on Poisson's Ratio (ν) of Stainless "W" Alloy	21
Figure 236. Tensile Modulus (E) of Stainless "W" Alloy at Elevated Temperature	21
Figure 237. Tensile Stress-Strain Curve for Stainless "W" Alloy at Room Temperature (Longitudinal Property)	21
Figure 238. Tensile Stress-Strain Curve for Stainless "W" Alloy at Room Temperature (Longitudinal Property)	21
Figure 239. Compressive Stress-Strain Curve for Stainless "W" Alloy at Room Temperature (Longitudinal Property)	21
Figure 240. Compressive Stress-Strain Curve for Stainless "W" Alloy at Room Temperature (Transverse Property)	21
Figure 241. Comparison of Tensile Strengths (F_{tu}) of Stainless Steels and Super Alloys at Elevated Temperature	21

LIST OF ILLUSTRATIONS
(Continued)

	<u>Page</u>
Figure 242. Comparison of Tensile Strengths (F_{10}) of Precipitation-Hardenable Stainless Steels at Elevated Temperature	267
Figure 243. Comparison of Tensile Strengths (F_{10}) of AM-350 Stainless Steel at Elevated Temperature	268
Figure 244. Comparison of Tensile Strengths (F_{10}) of 19-9DL Stainless Steel at Elevated Temperature	269
Figure 245. Comparison of Compressive Yield Strengths (F_{cy}) of Stainless Steels and Super Alloys at Elevated Temperature	270
Figure 246. Comparison of Bearing Strengths (F_{br}) of Stainless Steels at Elevated Temperature	271
Figure 247. Comparison of Shear Strengths (F_{su}) of Stainless Steels at Elevated Temperature	272

MATERIALS-PROPERTY-DESIGN CRITERIA FOR METALS

PART 5. THE CONVENTIONAL SHORT-TIME, ELEVATED-TEMPERATURE PROPERTIES OF SELECTED STAINLESS STEELS AND SUPER ALLOYS

INTRODUCTION

The design strength properties of materials for airframe and missile fabrication presented in the ANC-5 (Air Force-Navy-Civil) Bulletin, "Strength of Metal Aircraft Elements". As the needs of designers in these fields crystallize, revisions of the document are required to introduce new information into the Bulletin or revise current information as more reliable data become available. The purpose of this investigation has been, broadly, to study various aspects pertinent to design criteria as suggested by the Materials Laboratory of Wright Air Development Center and to present the results of such studies in a format consistent with the present ANC-5 Bulletin for possible consideration by the ANC-5 Panel.

It should be emphasized that the recommended design curves included herein are not necessarily identical to any which will ultimately appear in ANC-5. Use of any data appearing herein is therefore subject to approval by the cognizant procuring or certifying agency.

This report represents the fifth report in this series. The four previous reports are:

- (1) WADC TR 55-150, Part 1, "Materials-Property-Design Criteria for Metals; Part 1" (January, 1956).
- (2) WADC TR 55-150, Part 2, "Materials-Property-Design Criteria for Metals; Part 2, A Study of Methods of Presenting Creep Data for Airframe Design", by W. S. Hyler and H. J. Grover (July, 1955).
- (3) WADC TR 55-150, Part 3, "Materials-Property-Design Criteria for Metals; Part 3, Fatigue Evaluation of Magnesium Alloys", by W. S. Hyler and F. H. Lyon (June, 1956).
- (4) WADC TR 55-150, Part 4, "Materials-Property-Design Criteria for Metals; Part 4, Elastic Moduli: Their Determination and Limits of Application", by S. A. Gordon, R. Simon, and W. P. Achbach (August, 1956).

Manuscript received by Bureau on March 2, 1957, for publication as a WADC Technical Report.

The purpose of this present study is to compile and present data on the conventional short-time, elevated-temperature properties of a number of stainless steels and heat-resistant alloys which are of current interest in airframe and missile fabrication. It is the aim of this report to provide a basis upon which it would be possible to supplement and revise the current issue of the ANC-5 Manual. It is not intended that any discrepancy exist between data contained in this report and data found in the current ANC-5 Bulletin. If such discrepancies are noted, the ANC-5 values of strength are to be used.

As a result of mutual agreement between representatives of the Materials Laboratory of Wright Air Development Center and of Bartelle Memorial Institute, the following commercial alloys are included in this report of stainless steels and heat-resistant alloys: (1) AISI 301 (half hard and full hard), (2) 422M, (3) 17-7PH (TH 1050 and TH 950), (4) AM-350, (5) 17-4PH, (6) 19-9DL, (7) 19-9DX, (8) A-286, (9) Inconel "X", and (10) Stainless "W". It was intended that data be presented on AISI 420 stainless steel; however, no pertinent data were found available for this material. A brief discussion of each alloy is found in the separate sections of this report.

For convenience, design curves from each of the specific material sections are summarized at the end of the report. Appendix I contains some material-comparison curves.

The authors wish to acknowledge the materials producers, airframe manufacturers, universities, research laboratories, and Government agencies listed below without whose assistance this investigation would not have been possible. A Bibliography is included in Appendix II.

Allegheny Ludlum Steel Corporation
Armco Steel Corporation
Babcock and Wilcox Tube Company
Carpenter Steel Company
Crucible Steel Company of America
Haynes Stellite Company
International Nickel Company
Republic Steel Corporation
Timken Roller Bearing Company
United States Steel Corporation
Universal Cyclops Steel Corporation
Vanadium-Alloys Steel Company
Boeing Airplane Company
Chance Vought Aircraft, Inc.
Douglas Aircraft, Inc.
General Electric Company
Glenn L. Martin Company
North American Aviation, Inc.
Armour Research Foundation

Southern Research Institute
Titanium Metallurgical Laboratory
(Battelle)
University of California
Cornell Aeronautical Laboratory
Johns Hopkins Applied Physics
Laboratory
University of Michigan Research
Foundation
Syracuse University
U. S. Department of Commerce
(Aircraft Structures Branch)
U. S. Department of Commerce
(Materials Branch)
National Advisory Committee on
Aeronautics
National Bureau of Standards
Wright Air Development Center
(Materials Laboratory)

METHOD OF APPROACH

General Comments

As indicated in the "Introduction", a large number of sources were contacted in assembling the data from which the study was based. These included material producers, universities, research laboratories, Government agencies, and the open literature.

The properties of interest included tensile, compressive, shear, and bearing strengths. Assessment of these properties as a function of temperature, exposure time, strain rate, etc., was made, consistent with available data. For a number of alloys, considerable information was available on many of these properties; in other cases only a few properties had been evaluated. Thus, there developed in some cases large gaps which can be taken care of only by careful experimental programs.

The next several subsections relate in detail the approaches used in analyzing the large body of data. It should be pointed out that the goal was to provide conservative "design" curves of a form currently used in ANC-5. For alloys involving considerable data from a number of sources, procedures were adopted to account for differences in the data to prepare such design curves. Discussion of trends observed in the design curves was beyond the scope of the program.

Each alloy is considered in a major section of the report. This includes a brief description of the alloys and usual heat treatments, various graphs showing the relationships between mechanical properties and temperature, stress-strain curves, etc. A final major section contains the recommended design curves for the entire group of alloys.

In a number of cases mechanical properties were available from specimens sectioned transverse and longitudinal to the major working direction. In these cases both sets of properties were treated separately. In the following sections, curves treating transverse properties are so indicated in the graphs.

The standard structural symbols used throughout this report are:

- F_{tu} Ultimate tensile stress
- F_{ty} Tensile yield stress
- F_{cy} Compressive yield stress
- F_{su} Ultimate shear stress

F_{bru}	Ultimate bearing stress
F_{bry}	Bearing yield stress
G	Modulus of rigidity
μ	Poisson's ratio
ksi	Kips (1000 pounds) per square inch
psi	Pounds per square inch
E	Modulus of elasticity in tension; average ratio of stress to strain below proportional limit
E_c	Modulus of elasticity in compression; average ratio of stress to strain below proportional limit.

Treatment of Strength Properties F_{tu} , F_{ty} ,
 F_{cy} , F_{su} , F_{bru} , and F_{bry}

Data From One Source

When data showing the effect of temperature (for any unique condition) on any of the above strength properties were available from only one source, no analysis was necessary. The data were presented in two ways. In the first presentation the actual stress value was plotted against temperature; in the second, the stress value as a percentage of the room-temperature property was plotted against temperature. This second curve is in such format as to be readily inserted in the ANC-5 Bulletin on "Strength of Metal Aircraft Elements".

Data From More Than One Source

(F_{tu}). The actual stress values for this strength property are plotted on one graph against temperature for all sources of data. A second graph was prepared showing all the data from all sources plotted as a percentage of room-temperature ultimate tensile strength against temperature. This second graph also shows the design curve that had been approximated from the data. A final third graph was prepared showing only the recommended design curve in such format as to be readily inserted in the ANC-5 Bulletin.

(F_{1y} , F_{cy} , F_{30} , F_{br} , and F_{br}). The actual stress values for these properties were plotted against temperature as for F_{tu} . A working curve then was drawn which showed the ratio of the above properties to the ultimate tensile strength (F_{tu}) for the corresponding temperature (these working curves do not appear in this report). In some cases, a straight-line relationship or at least a realistic trend to the data was apparent. Values from the working curves then were utilized in establishing the relationship between the mechanical property and temperature. The determined property expressed as a percentage of the room-temperature property was plotted on a graph using data from all sources. Again, a separate graph was prepared indicating the recommended design curve in ANC-5 format. In those cases in which it was not possible to establish a realistic trend in the plots of the ratio of mechanical property to ultimate strength versus temperature, a conservative estimate was utilized in developing design curves.

Treatment of Modulus of Elasticity (E and E_c)
and Stress-Strain Data (Optimization
Process)

General

The extensive data obtained for this study provided, in general, considerable variation in modulus of elasticity and in the shapes of stress-strain curves of various materials. The degree of scatter in modulus of elasticity is indicated for one material in Figure 1. To permit analyses of all the data for consistency, the following steps were taken:

- (1) Determine the "optimum" modulus of elasticity-temperature relationship
- (2) Adjust the stress-strain curves to fit the optimum modulus for each particular temperature.

Determination of the optimum modulus of elasticity-temperature relationship was achieved by the method of polynomial regression (readily adaptable to IBM computation). This system provides (a) a method of approximating the underlying relationship of variables by means of a polynomial equation of the form

$$Y = C_0 + C_1 X + C_2 X^2 + \dots + C_n X^n$$




FIGURE 1. TENSILE MODULUS VERSUS TEMPERATURE FOR 2014-T6 CLAD ALUMINUM ALLOY

Ref. 58.

where

Y , the dependent variable, is the modulus of elasticity in psi,

X , the independent variable, is the temperature in degrees F, and

C_0, \dots, C_n are the constant coefficients to be estimated;

(b) a method of estimating these coefficients for a polynomial of a given degree from a set of paired observations on the modulus of elasticity and temperature; and (c) a method of determining the degree of the polynomial equation which the data indicate is warranted and significant.

It was determined that a polynomial of first or, at most, the second degree would approximate all the data for the various materials and conditions:

(a) $Y = a + bX$ and

(b) $Y = a + bX + cX^2$.

Figure 2 shows a curve approximated by this method and also shows the data from which the curve was derived.

The value thus determined for the modulus of elasticity at any given temperature was called the "optimized" value. Stress-strain curves for those materials and conditions for which an optimized modulus has been determined were adjusted so that the modulus agreed with the optimized value. The exception to this was that whenever the AEC-5 Bulletin reported a room-temperature modulus, this value was used in preference to any other.

Mathematical Details of Optimization of Modulus Data

The effect of temperature on the modulus of elasticity can be represented by the equation

$$\hat{Y} = a + bX$$

where

X is the temperature and

Y is the modulus of elasticity.

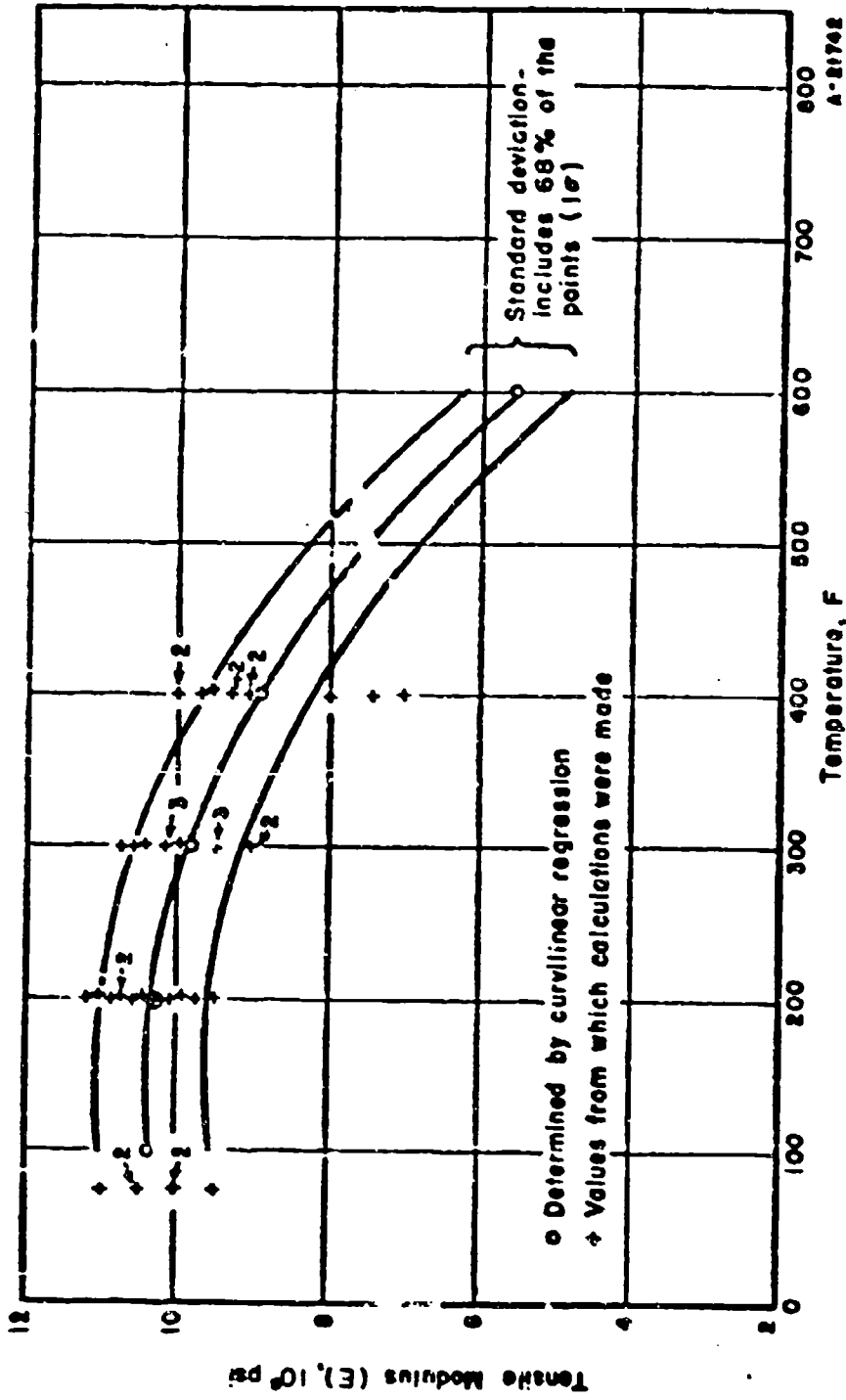


FIGURE 2. TENSILE MODULUS VERSUS TEMPERATURE FOR 2024-T81 ALUMINUM ALLOY

Ref. 98.

The symbol \hat{Y} means that Y is to be regressed on X; in other words, \hat{Y} is the estimated or predicted Y given the temperature X. The slope "b" of the regression equation is the regression coefficient and mathematically is

$$b = \frac{\sum xy}{\sum x^2} ,$$

where x and y are the deviations from the mean \bar{X} and \bar{Y} .

The intercept "a" is approximated by $a = \bar{Y} - b\bar{X}$ where $\bar{Y} = \frac{\sum Y}{n}$ and $\bar{X} = \frac{\sum X}{n}$.

It can be seen from Figure 3 that Y is composed of three segments: \bar{y} , \hat{y} , and $dy \cdot x$. The quantity $dy \cdot x$ is the deviation from regression and is defined mathematically as

$$Y - \hat{Y} = dy \cdot x .$$

Using the relation $Y = \bar{Y} + \hat{y} + dy \cdot x$ and $\sum Y^2 = \sum \bar{Y}^2 + \sum \hat{y}^2 + \sum dy \cdot x^2$, squaring both sides results in

$$\sum Y^2 = \sum \bar{Y}^2 + \sum \hat{y}^2 + \sum dy \cdot x^2 ,$$

the three product terms being zero.

The least-squares curve can be fitted to the data such that $\sum dy \cdot x^2$ is a minimum and $\frac{\sum \hat{y}^2}{\sum dy \cdot x}$ equals zero. Standard methods of analysis were utilized in determining how well the derived curve fitted the data.

AISI 301 STAINLESS STEEL
 (QQ-S-682, FS 301)
 (MIL-S-5059, Comp 301, half and full hard)

AISI 301 is an austenitic stainless steel which has the nominal composition shown in Table 1.

**TABLE 1. NOMINAL CHEMICAL
 COMPOSITION OF
 AISI 301 STAINLESS
 STEEL (QQ-S-682,
 FS 301)**

Element	Weight Per Cent
Carbon	0.12
Chromium	17.00
Nickel	7.00
Iron	Balance

The relative proportion of chromium and nickel enables AISI 301 to work harden rapidly when cold worked; the steel is well suited to high-strength applications. Minimum representative mechanical properties of the half-hard and full-hard tempers are given in Table 2.

**TABLE 2. MINIMUM REPRESENTATIVE MECHANICAL
 PROPERTIES OF AISI 301 STAINLESS STEEL
 (QQ-S-682, FS 301)**

Property	Half Hard (AMS-5510C 1/2 Hard)	Full Hard (AMS-5519E Hard)
Ultimate tensile (F_{tu})	150,000 psi	185,000 psi
Tensile yield (F_{ty})	110,000 psi	140,000 psi
Elongation (e) in 2 inches		
Thickness 0.015 inch and under	15 per cent	8 per cent
Thickness over 0.015 inch	18 per cent	9 per cent
Hardness	32 RC	41 RC

The temper conditions, half hard and full hard, are established by the tensile strength, which in this case is 150,000 psi minimum and 185,000 psi minimum, respectively.

The short-time, elevated-temperature data for the half-hard and full-hard tempers are shown in the following curves:

- (1) Tensile properties, Figures 4 through 11, and 36 through 42
- (2) Compressive properties, Figures 12 through 13
- (3) Bearing properties, Figures 14 through 19
- (4) Shear properties, Figures 20 through 21
- (5) Modulus of elasticity, Figures 22 through 30
- (6) Stress-strain curves, Figures 23 through 29, and 31 through 35

For 301 half hard, data are meager for compressive and shear properties; for 301 full hard only tensile properties are available.

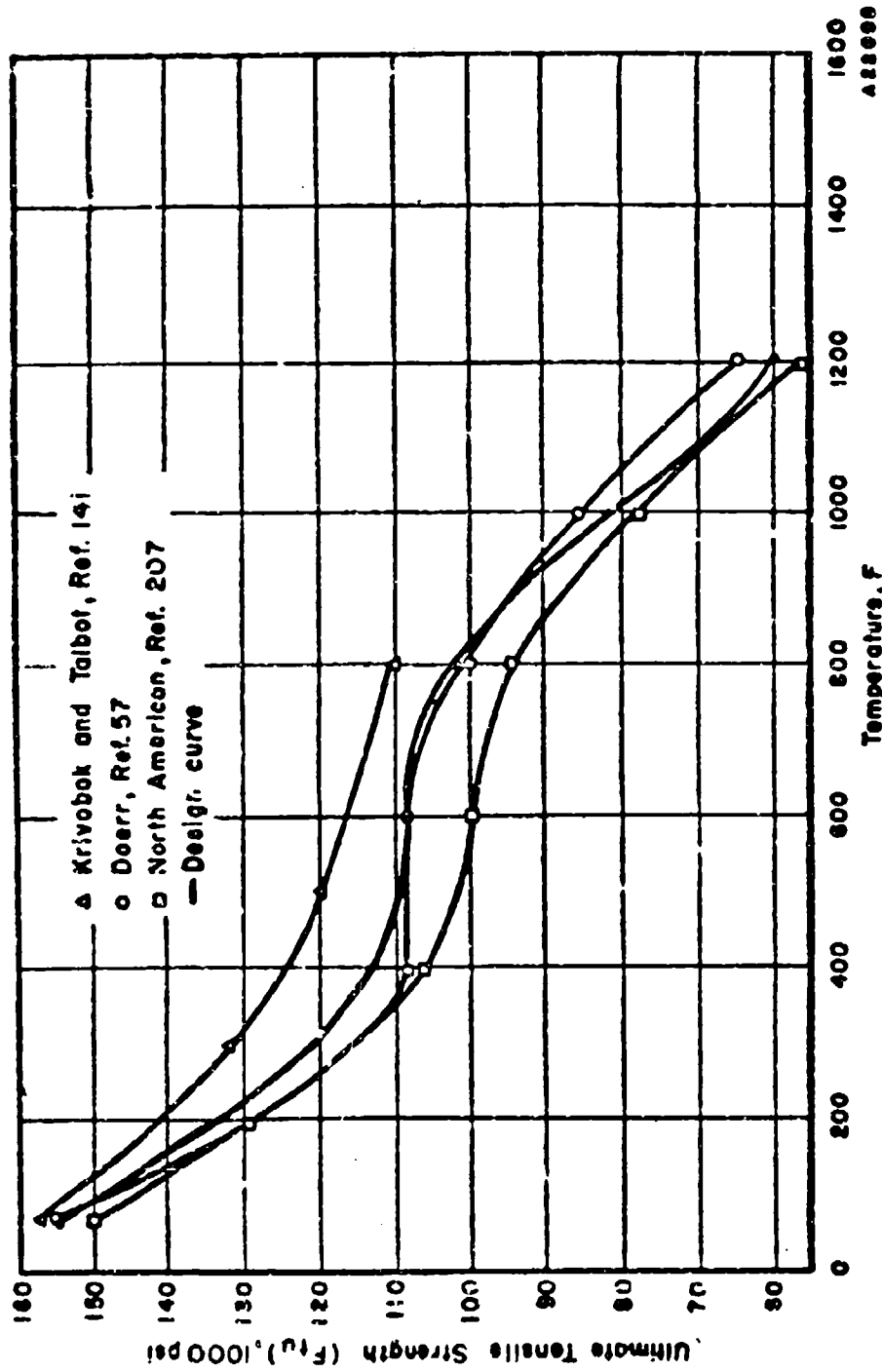


FIGURE 4. TENSILE STRENGTH (F_{tu}) OF AISI 301 (HALF HARD, STAINLESS STEEL AT ELEVATED TEMPERATURE

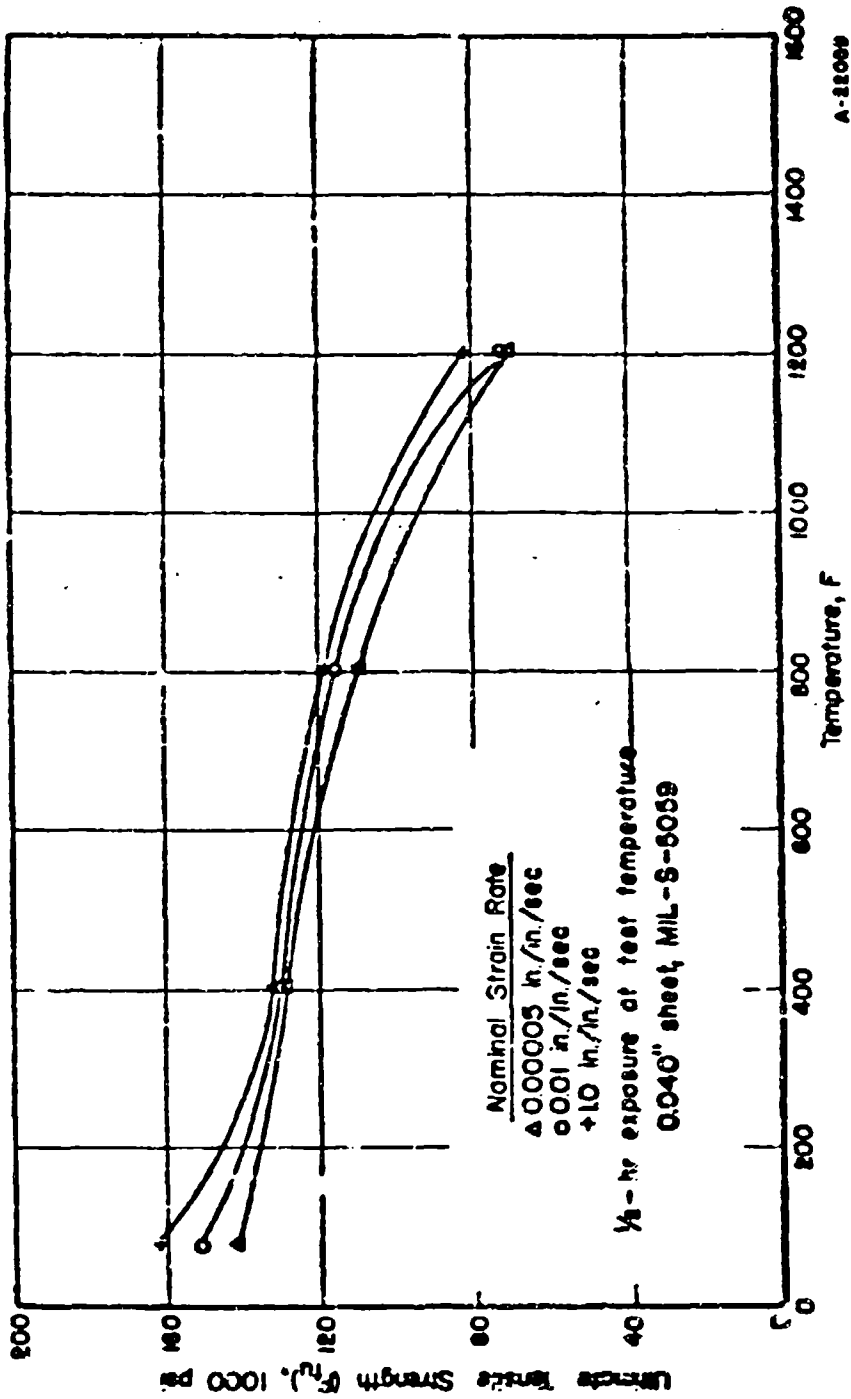


FIGURE 5. EFFECT OF STRAIN RATE ON THE TENSILE STRENGTH (F_{T}) OF AISI 301 (HALF HARD) STAINLESS STEEL AT ELEVATED TEMPERATURE

Ref. WADC 55-199, Part 2, p 53.

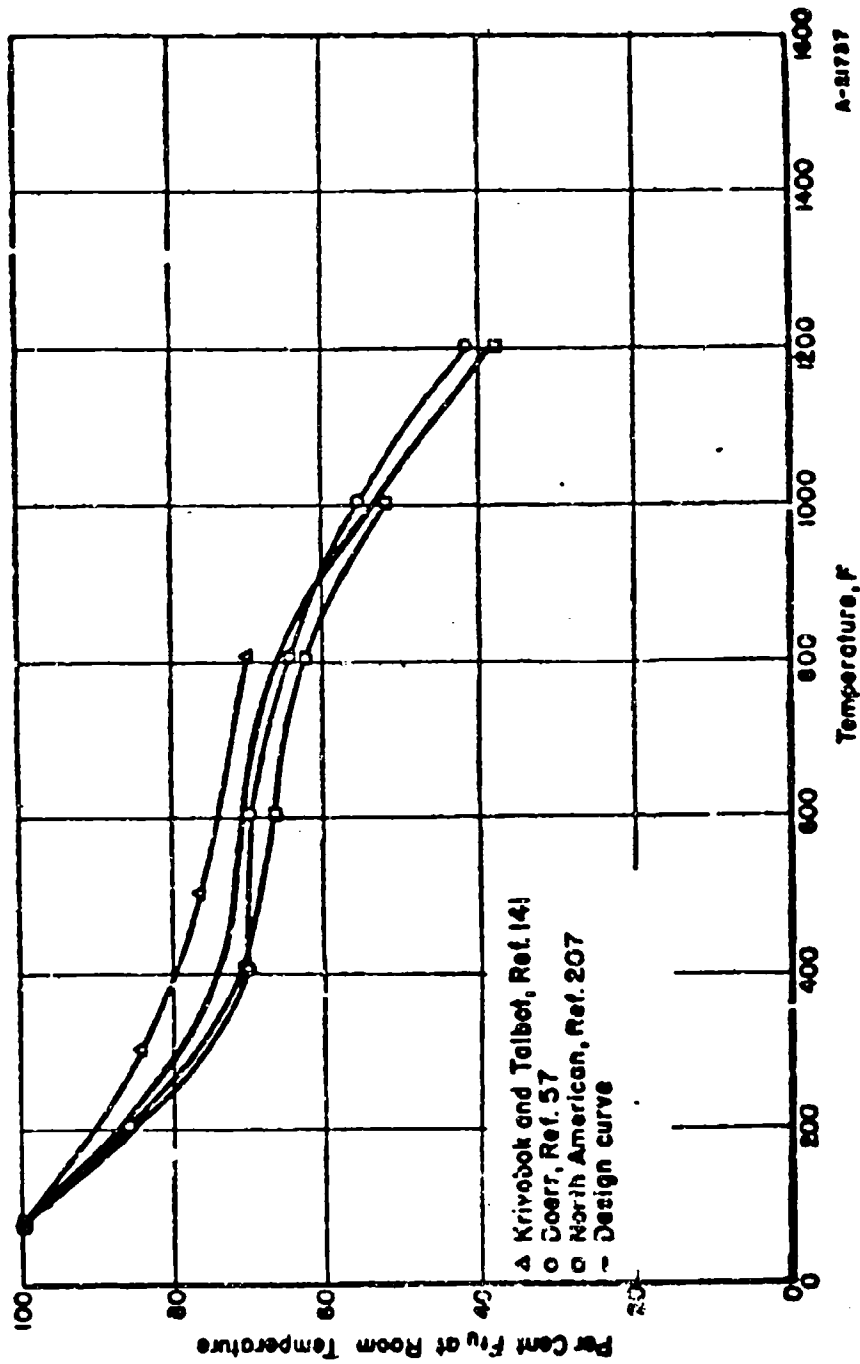


FIGURE 6. TENSILE STRENGTH (F_m), EXPRESSED AS A PERCENTAGE OF ROOM-TEMPERATURE TENSILE STRENGTH, OF AISI 301 (HALF HARD) STAINLESS STEEL AT ELEVATED TEMPERATURE

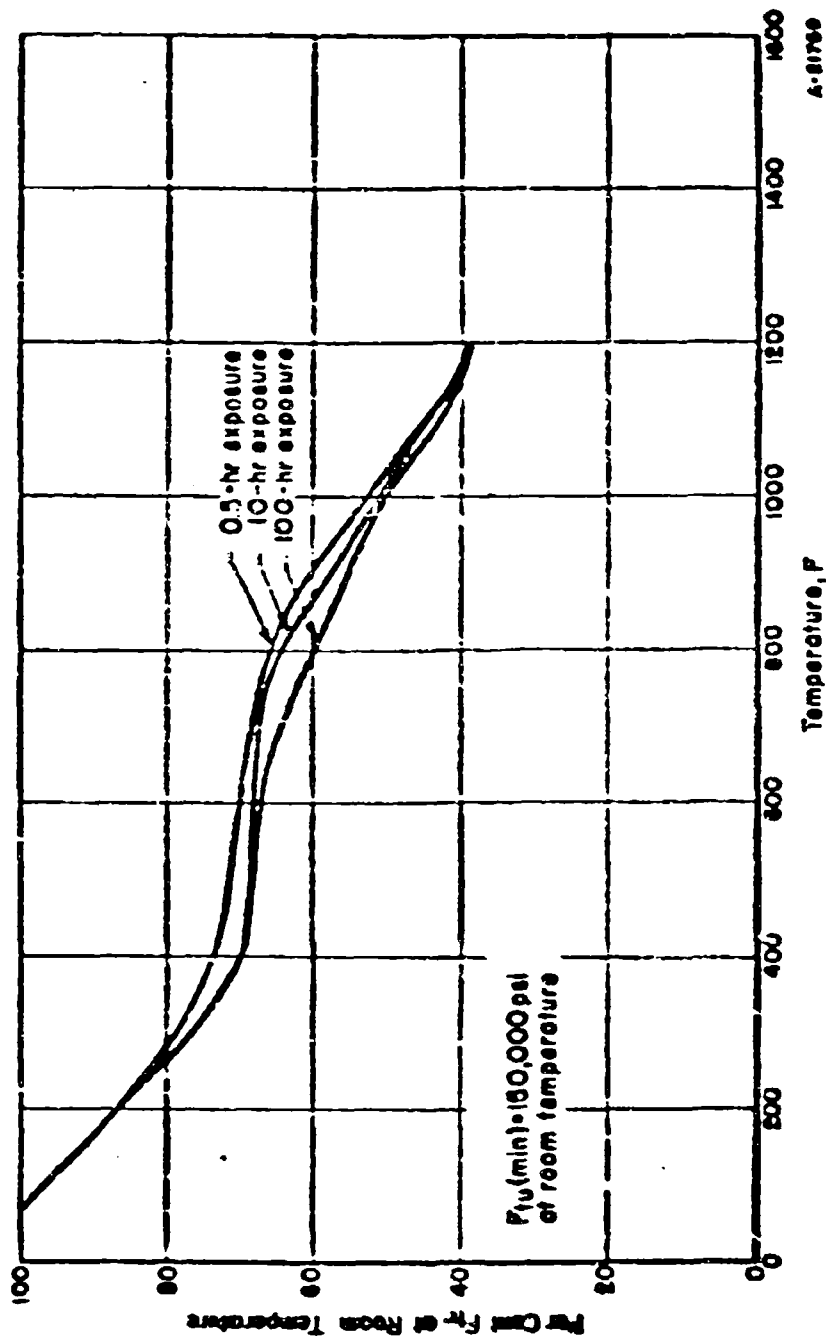


FIGURE 7. DESIGN CURVE FOR TENSILE STRENGTH (F_t) OF AISI 301 (HALF HARD) STAINLESS STEEL AT ELEVATED TEMPERATURE

Ref. 57, 141, 207.

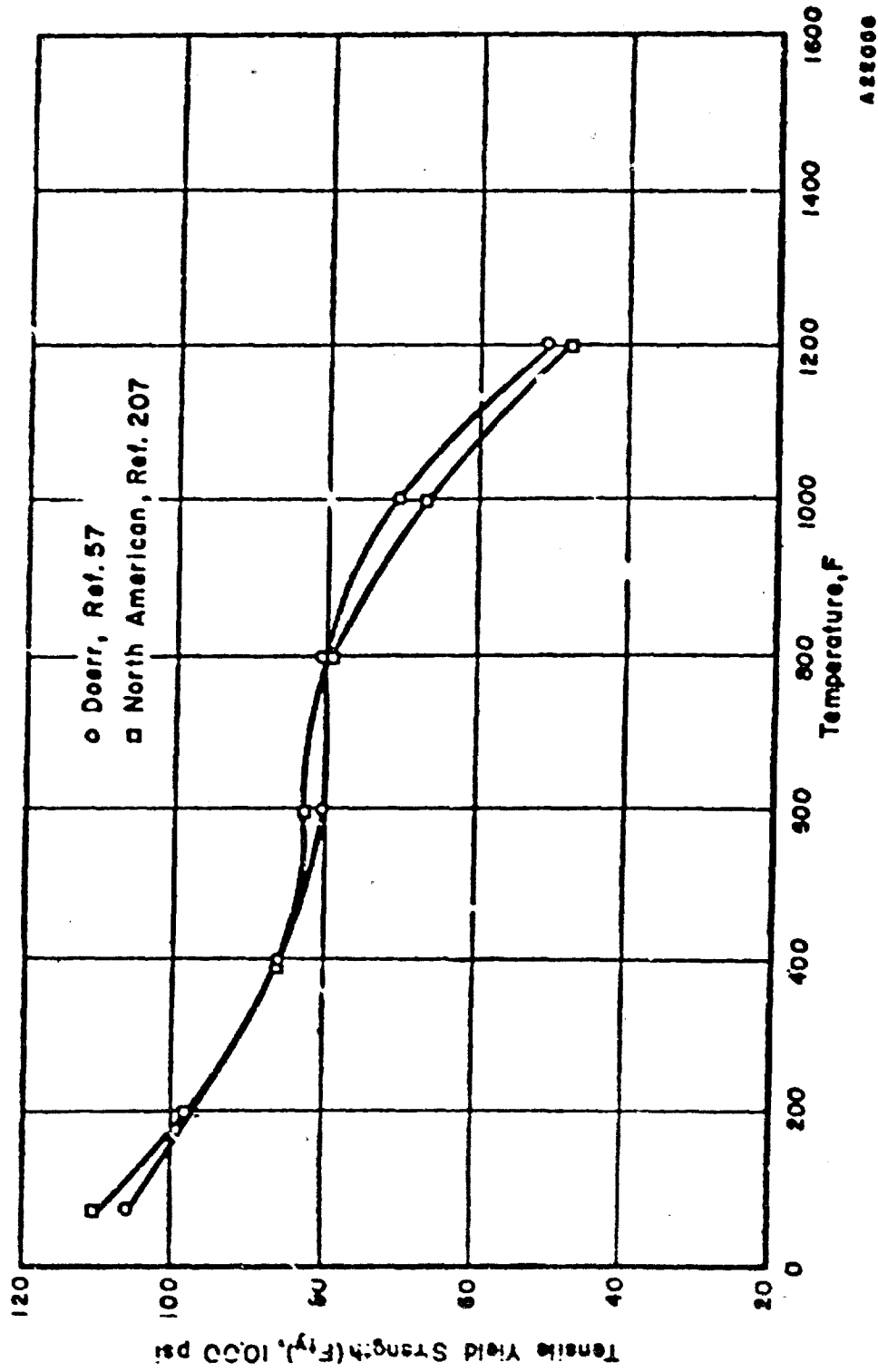


FIGURE 8. TENSILE YIELD STRENGTH (F_y) OF AISI 301 (HALF HARD) STAINLESS STEEL AT ELEVATED TEMPERATURE

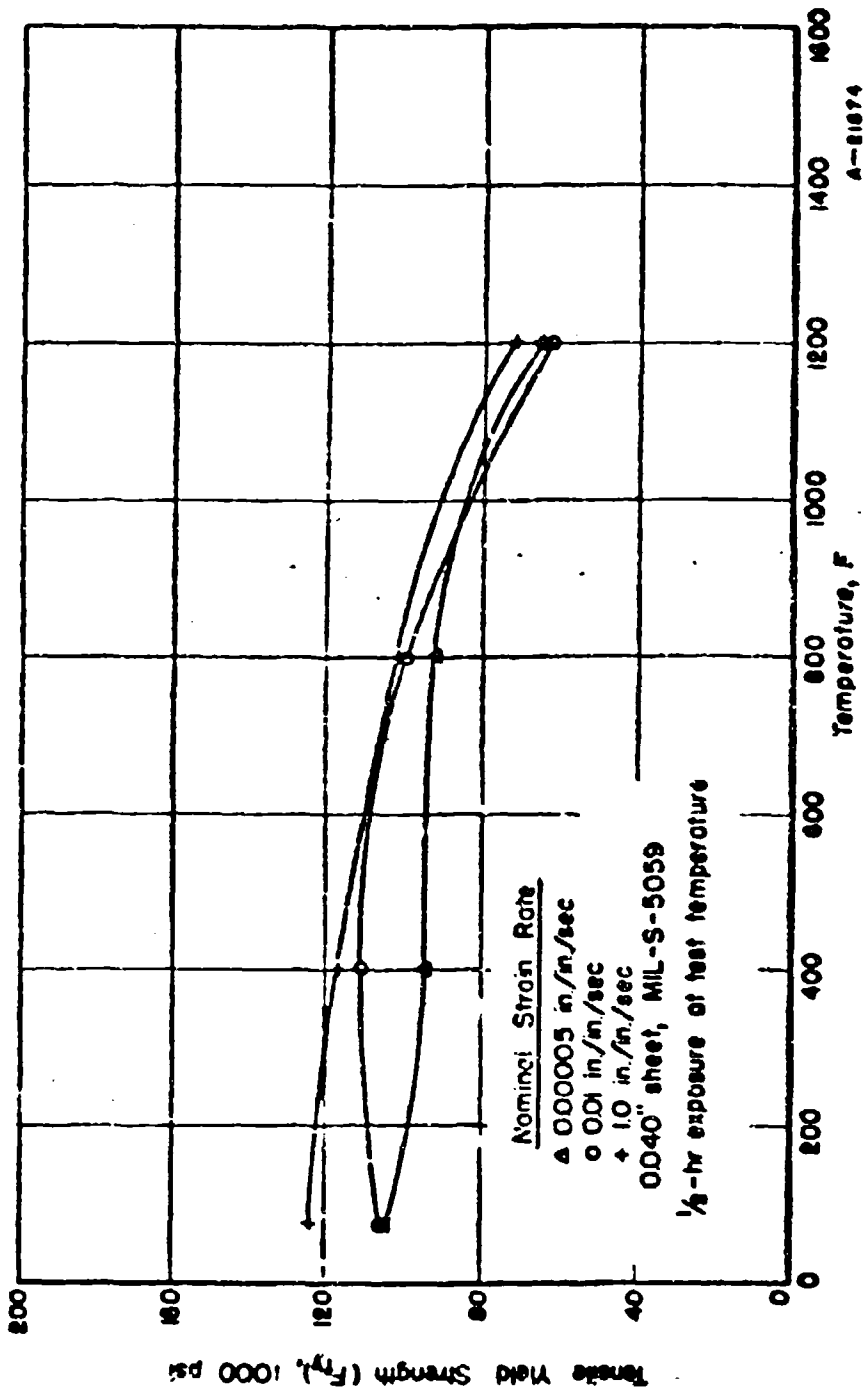


FIGURE 9. EFFECT OF STRAIN RATE ON THE TENSILE YIELD STRENGTH (F_{ty}) OF AISI 301 (HALF HARD) STAINLESS STEEL AT ELEVATED TEMPERATURE

Ref. WADC 55-199, Part 2, p 53.

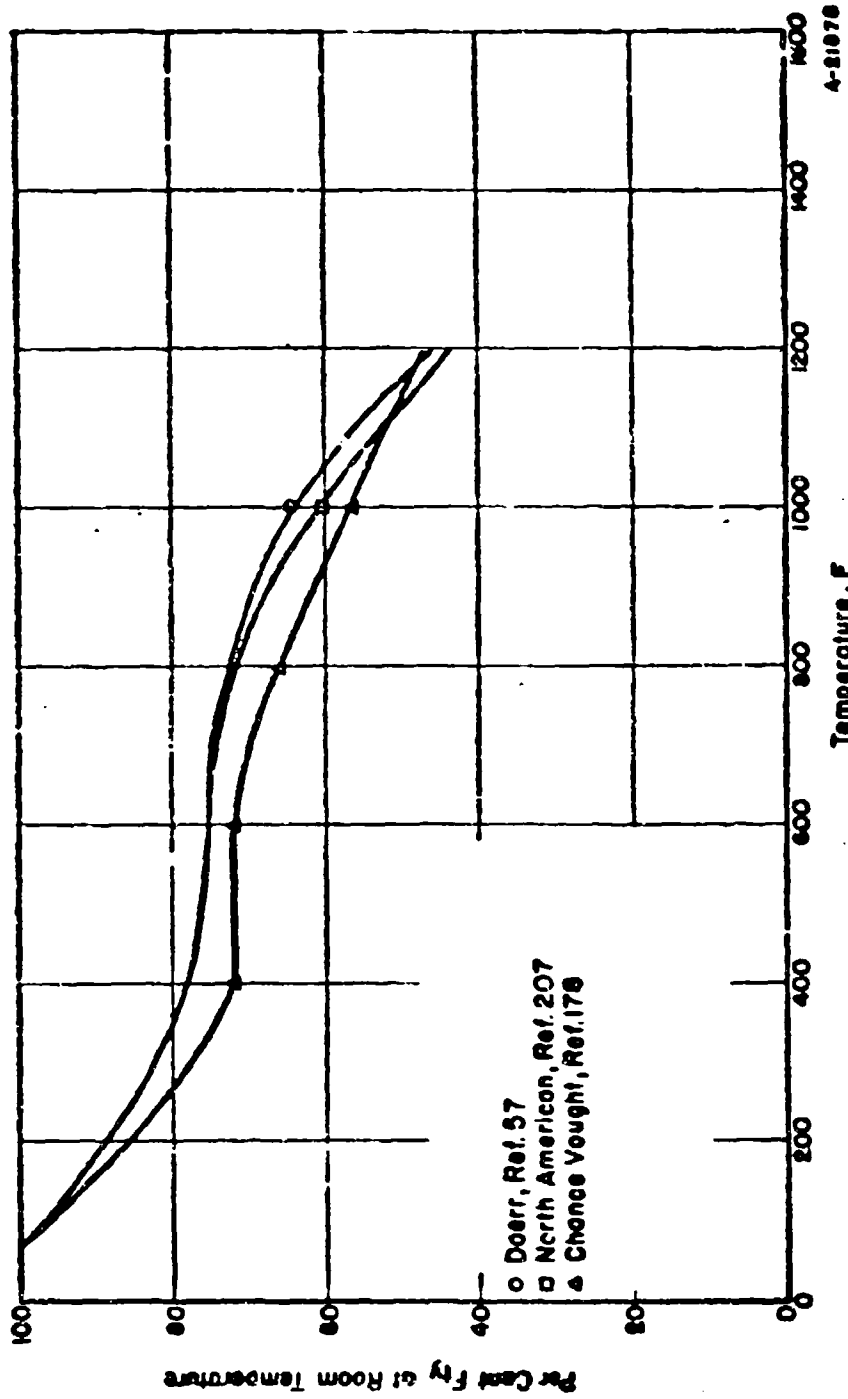



FIGURE 10. TENSILE YIELD STRENGTH (F_y) OF AISI 301 (HALF HARD) STAINLESS STEEL AT ELEVATED TEMPERATURE

Ref. 57, 178, 207.



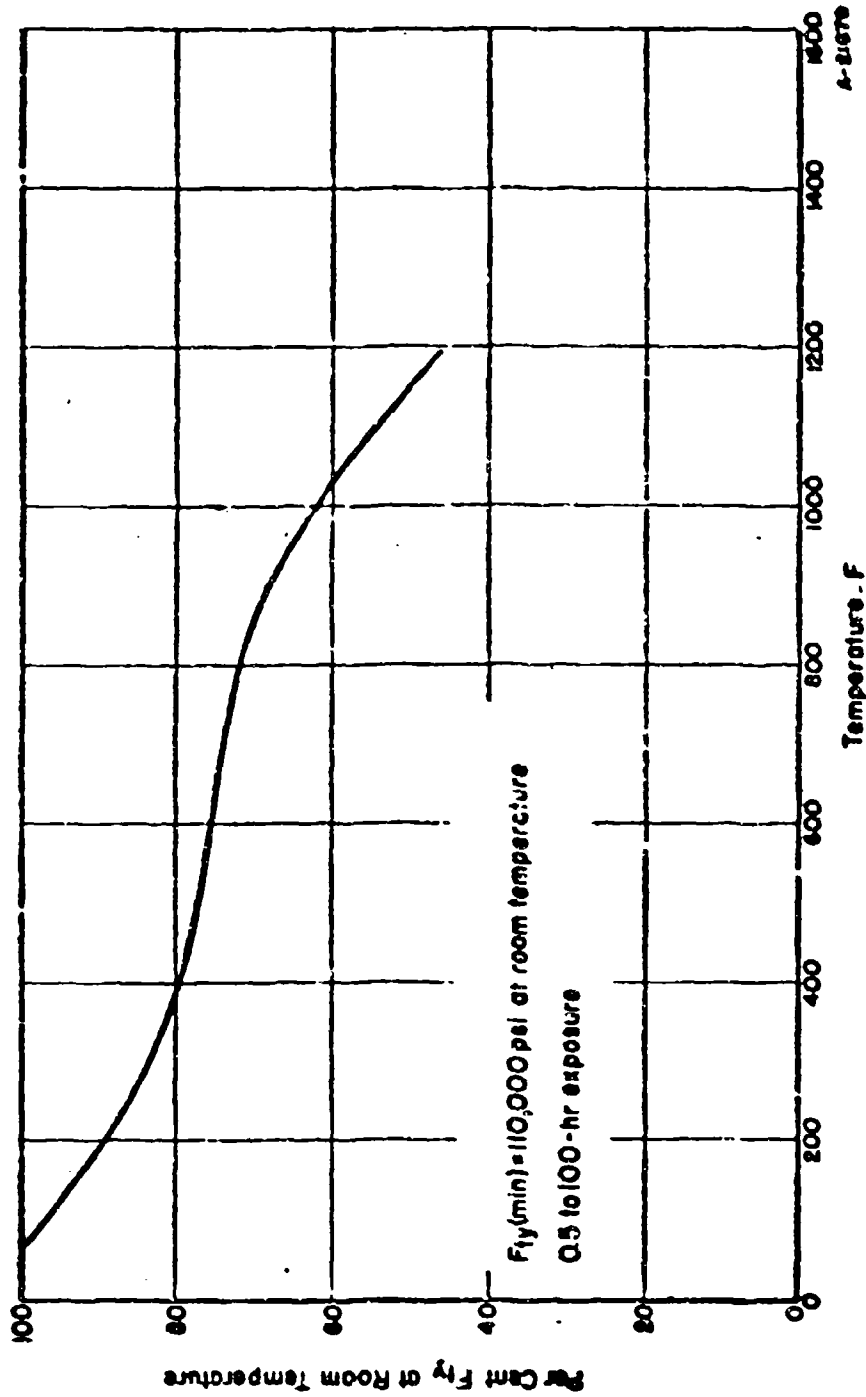


FIGURE 11. DESIGN CURVE FOR TENSILE YIELD STRENGTH (F_y) OF AISI 301 (HALF HARD) STAINLESS STEEL AT ELEVATED TEMPERATURE

Ref. 57, 141, 207.

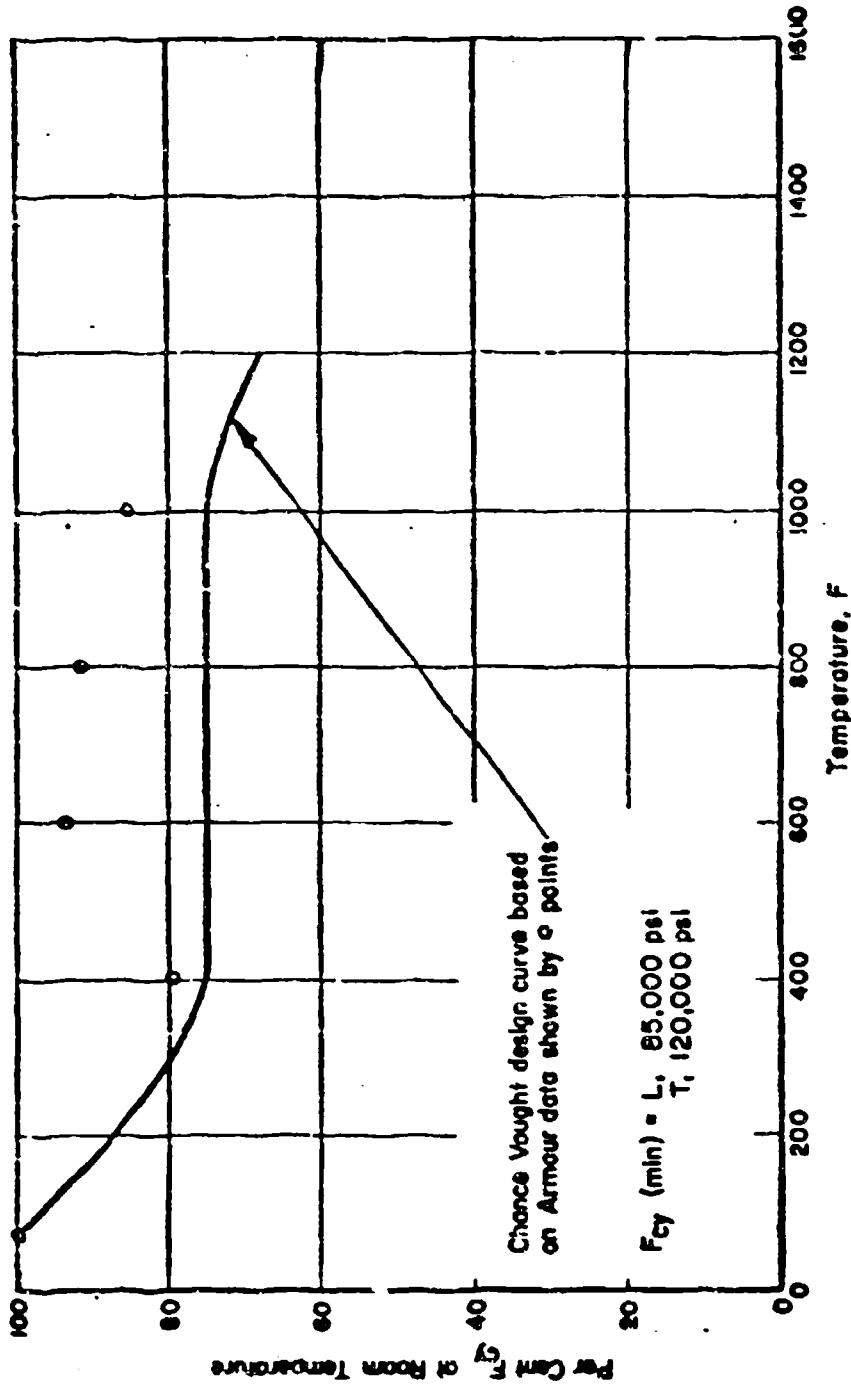
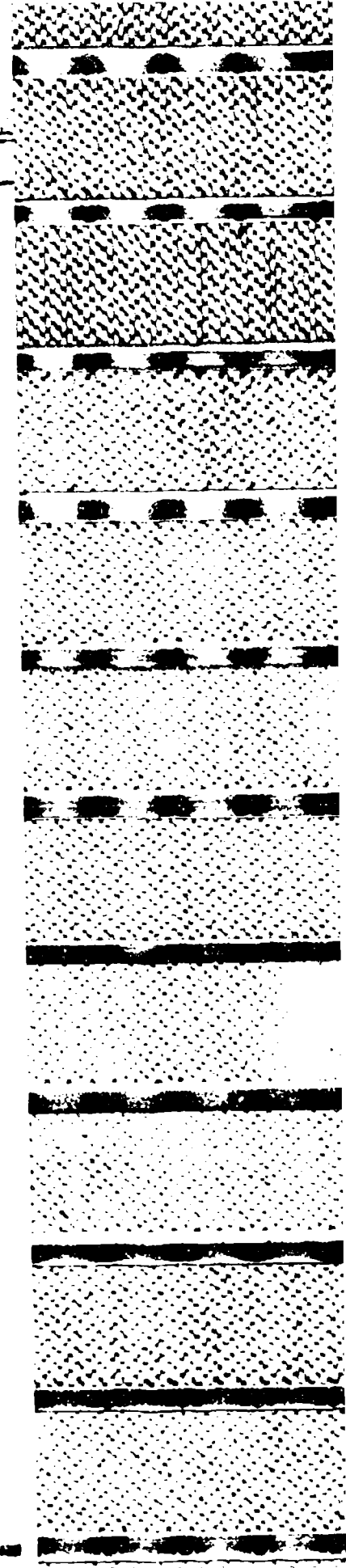


FIGURE 12. COMPRESSIVE YIELD STRENGTH (F_{cy}) EXPRESSED AS A PERCENTAGE OF ROOM-TEMPERATURE COMPRESSIVE YIELD STRENGTH OF AISI 301 (HALF HARD) STAINLESS STEEL AT ELEVATED TEMPERATURE

Ref. 178.



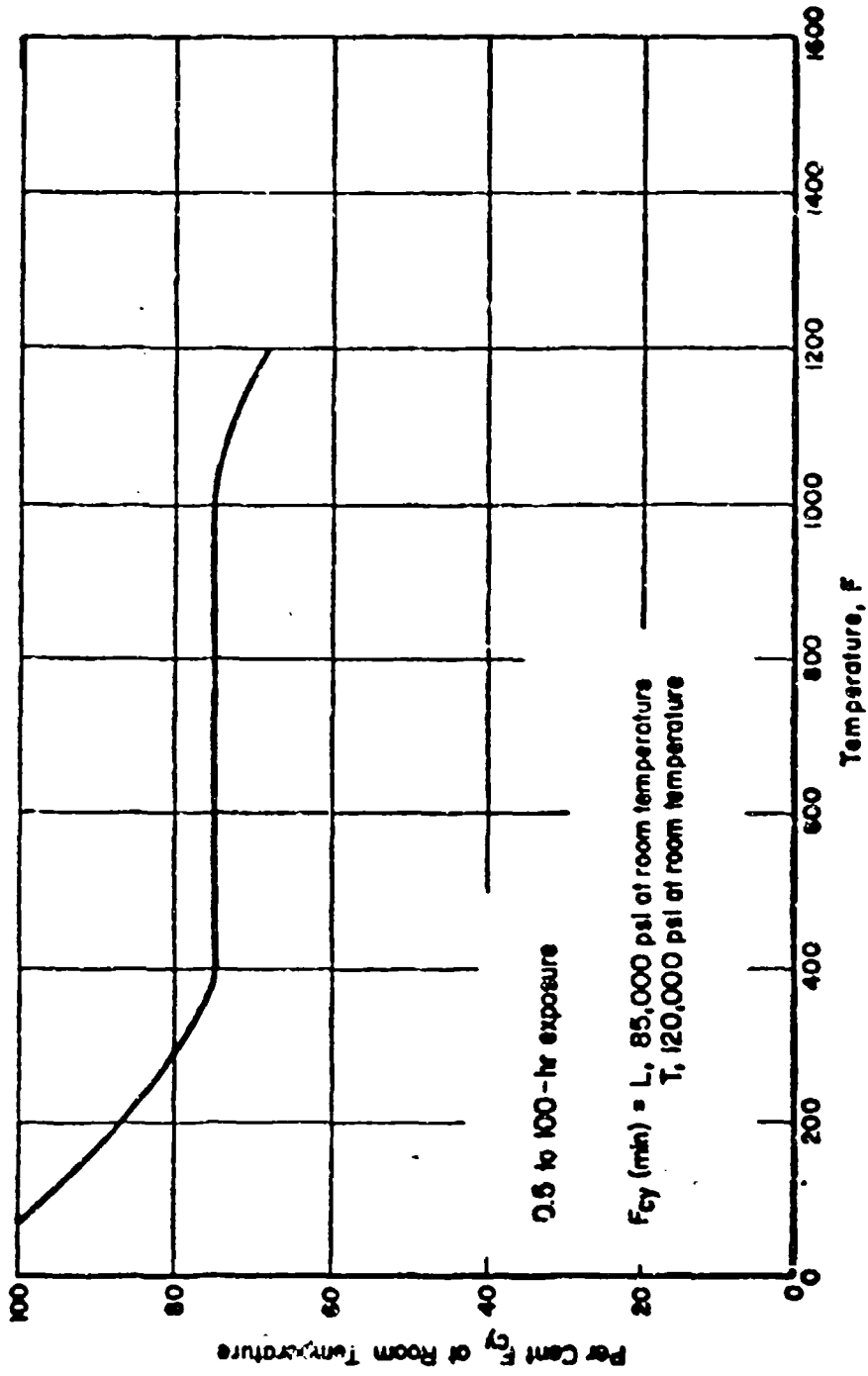


FIGURE 13. DESIGN CURVE FOR COMPRESSIVE YIELD STRENGTH (F_{cy}) OF AISI 301 (HALF HARD) STAINLESS STEEL AT ELEVATED TEMPERATURE

Ref. 57, 176.

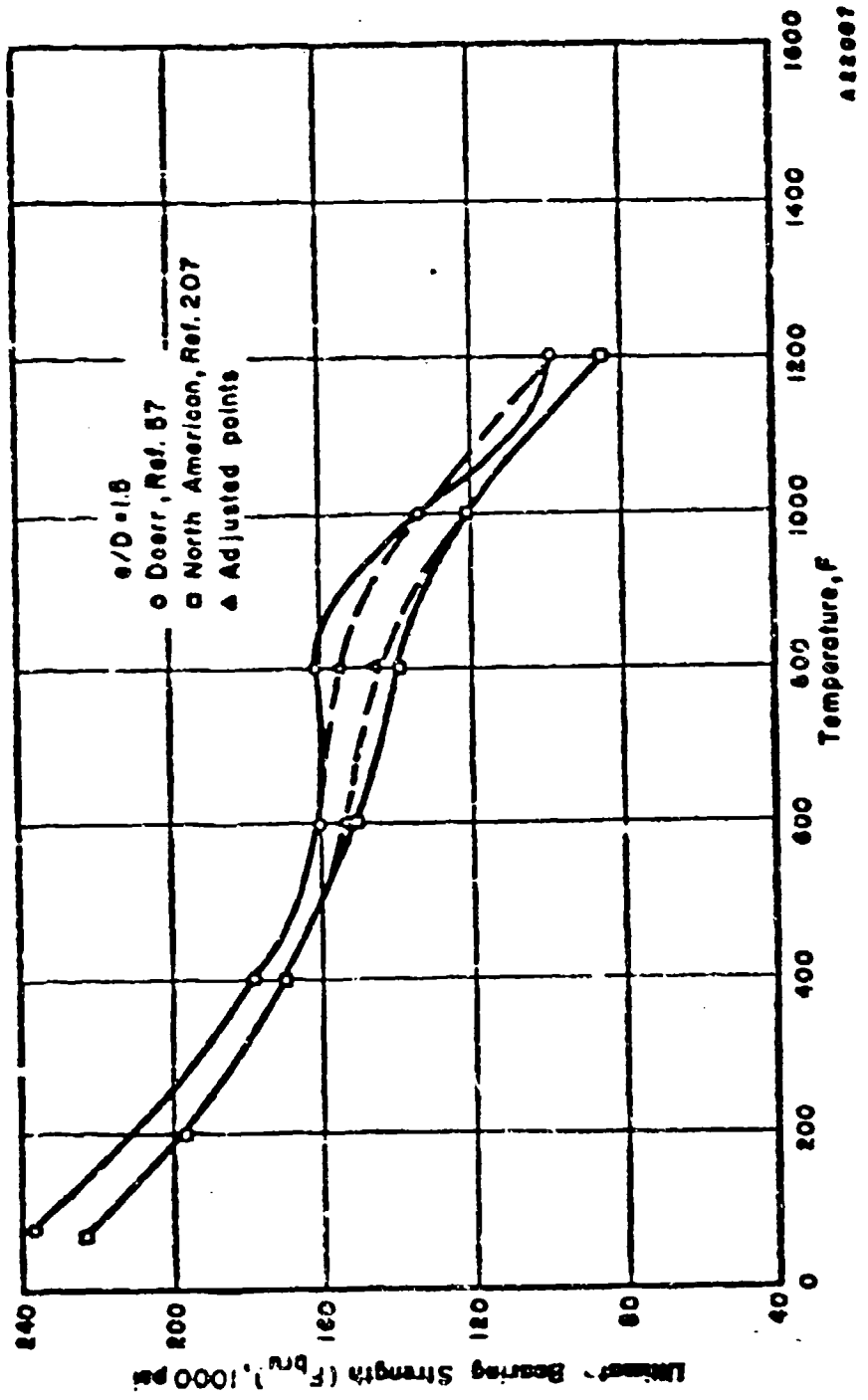


FIGURE 14. BEARING STRENGTH (F_{bru}) OF AISI 301 (HALF HARD) STAINLESS STEEL AT ELEVATED TEMPERATURE

A 22007

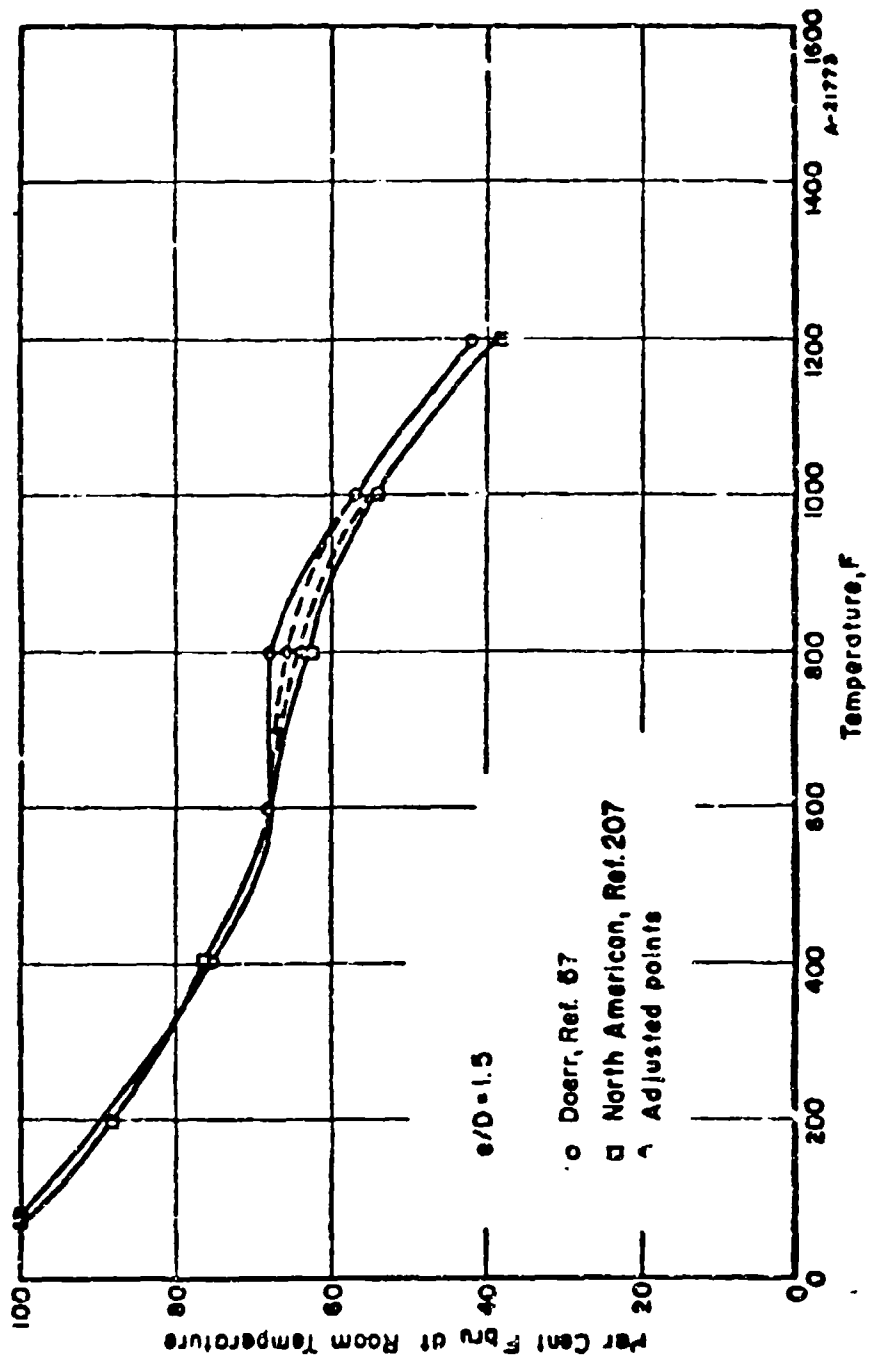


FIGURE 15. BEARING STRENGTH (F_{bru}) EXPRESSED AS A PERCENTAGE OF ROOM-TEMPERATURE BEARING STRENGTH OF AISI 301 (HALF HARD) STAINLESS STEEL AT ELEVATED TEMPERATURE.

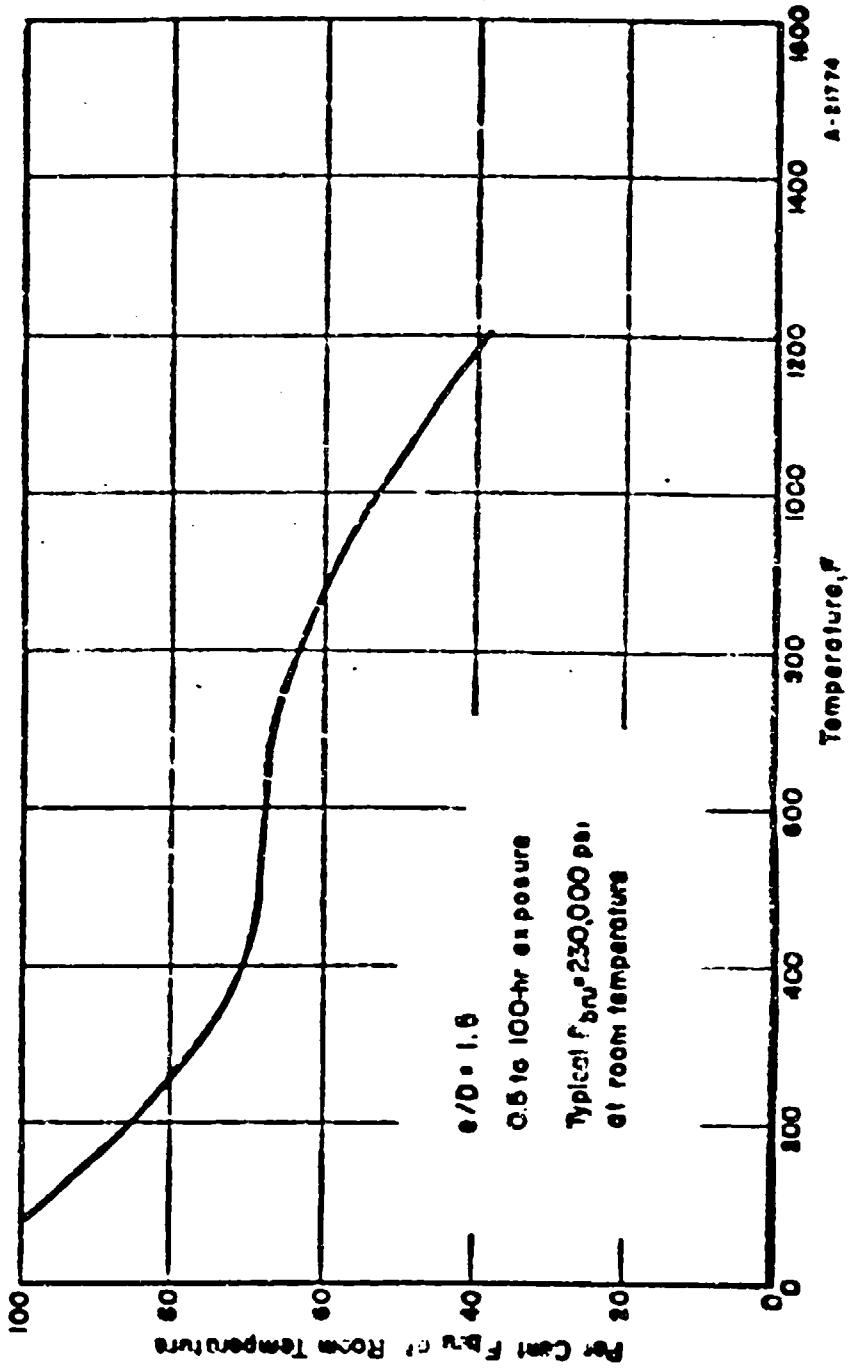


FIGURE 16. DESIGN CURVE FOR BEARING STRENGTH (F_{brd}) OF AISI 301 (HALF HARD) STAINLESS STEEL AT ELEVATED TEMPERATURE

Ref. 57, 207.

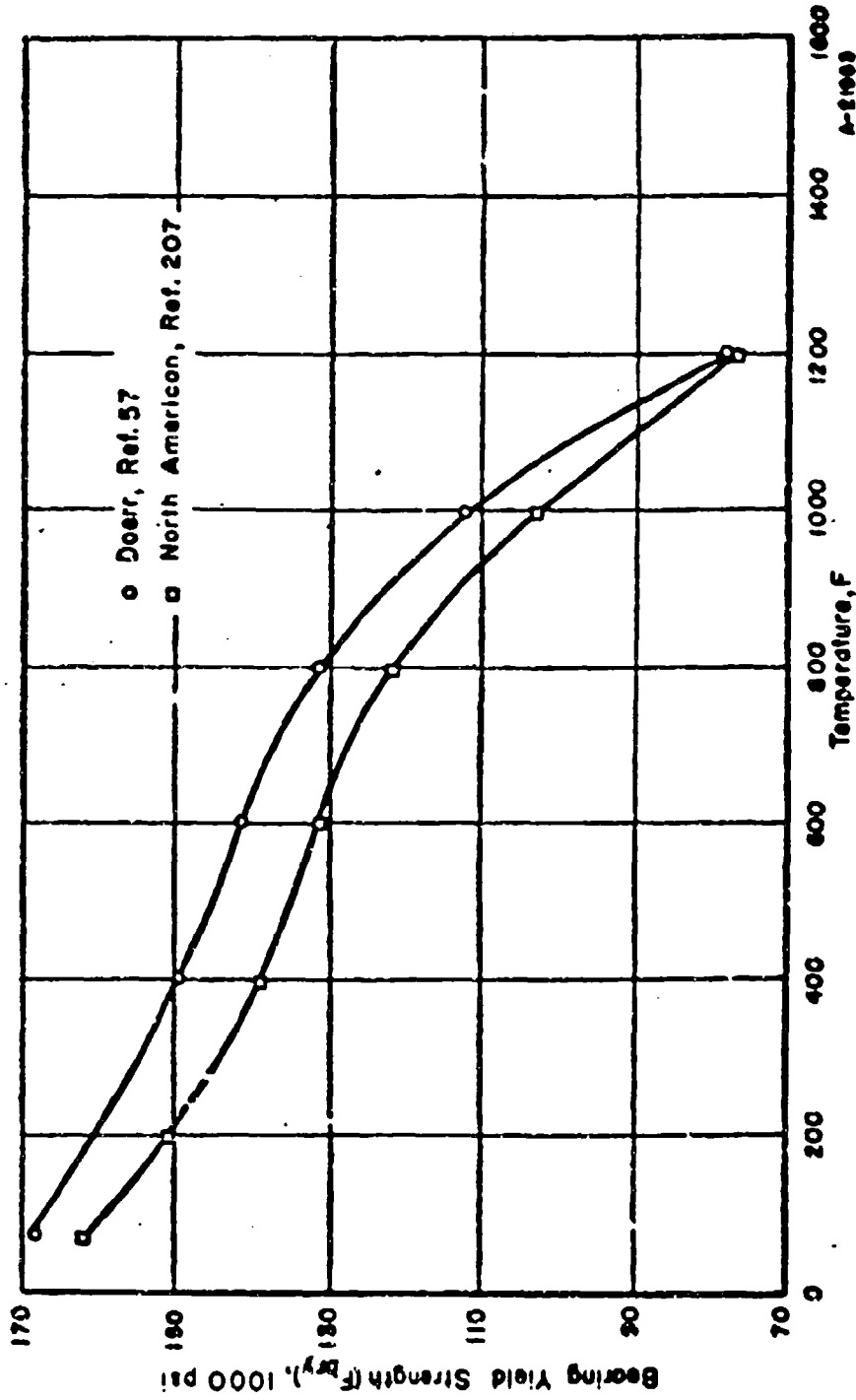


FIGURE 17. BEARING YIELD STRENGTH (F_{by}) OF AISI 301 (HALF HARD) STAINLESS STEEL AT ELEVATED TEMPERATURE

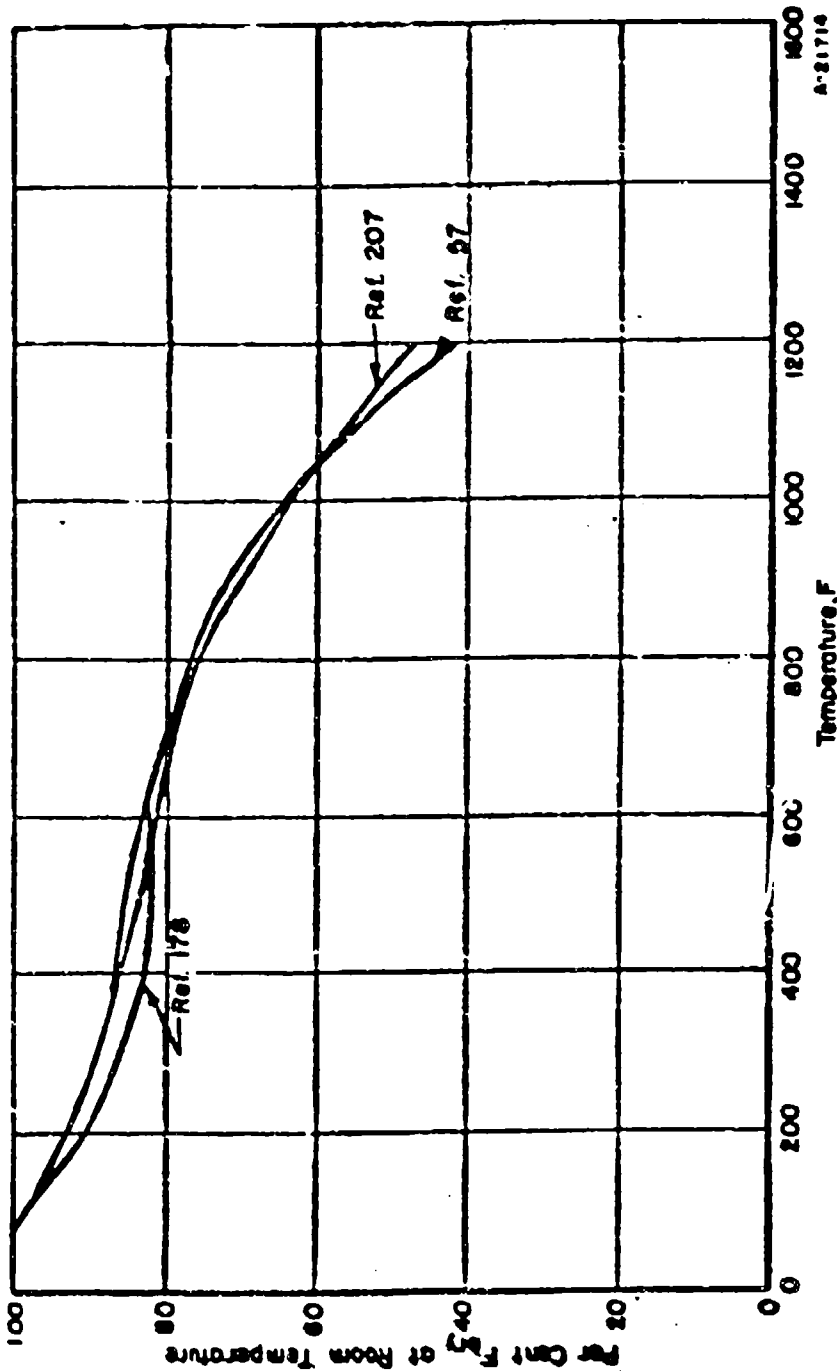



FIGURE 18. BEARING YIELD STRENGTH (F_{bly}) EXPRESSED AS A PERCENTAGE OF ROOM-TEMPERATURE BEARING YIELD STRENGTH OF AISI 301 (HALF HARD) STAINLESS STEEL AT ELEVATED TEMPERATURE

Ref. 97, 178, 207.



3

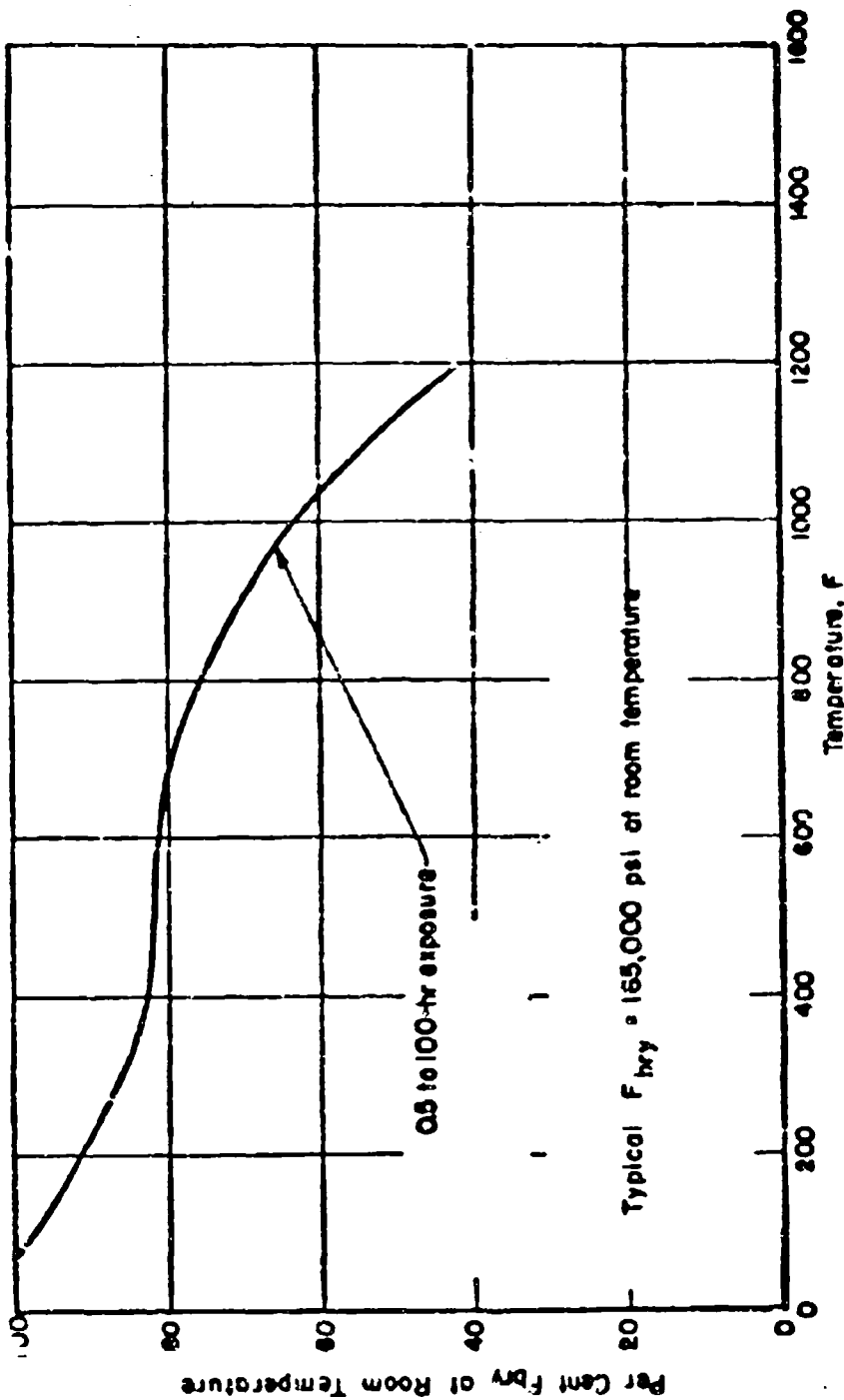



FIGURE 19. DESIGN CURVE FOR BEARING YIELD STRENGTH (F_{by}) OF AISI 301 (HALF HARD) STAINLESS STEEL AT ELEVATED TEMPERATURE

Ref. 97, 141, 207.



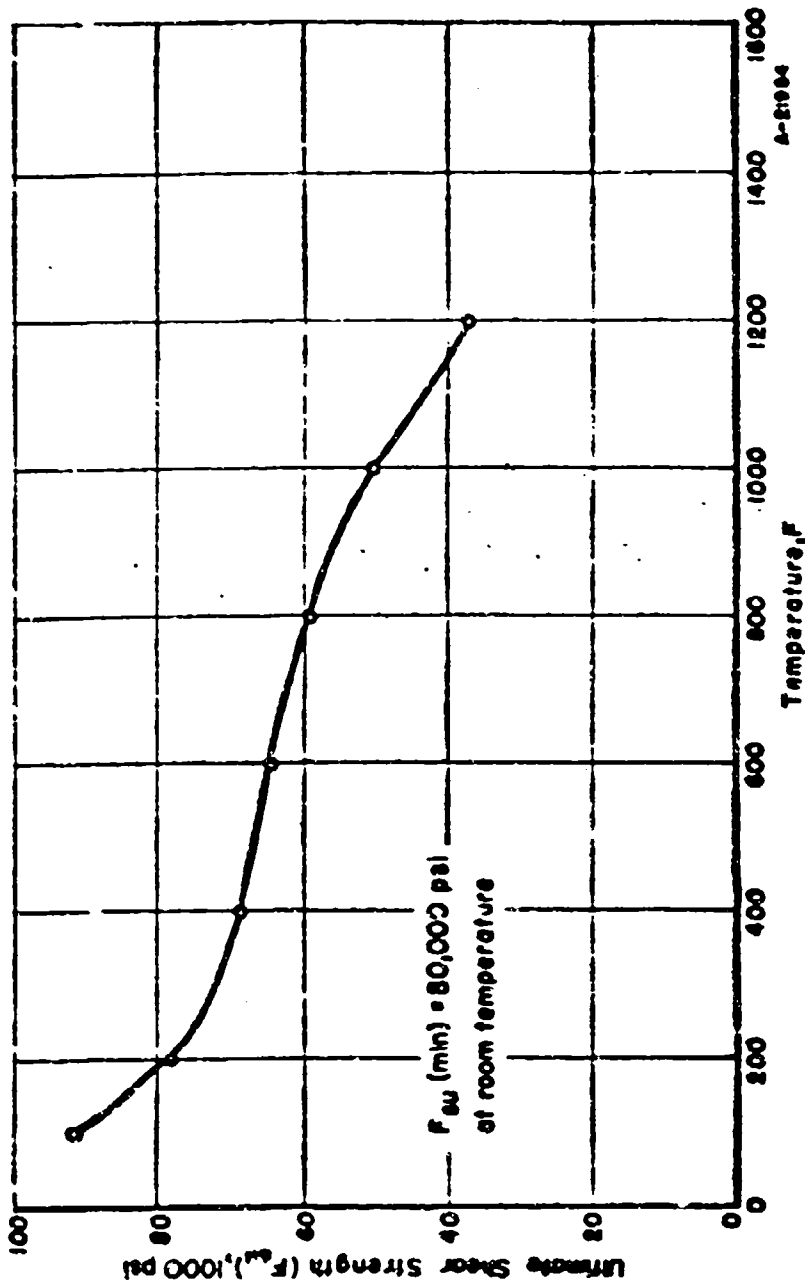


FIGURE 20. SHEAR STRENGTH (F_{su}) OF AISI 301 (HALF HARD) STAINLESS STEEL AT ELEVATED TEMPERATURE

Ref. 207, 178.

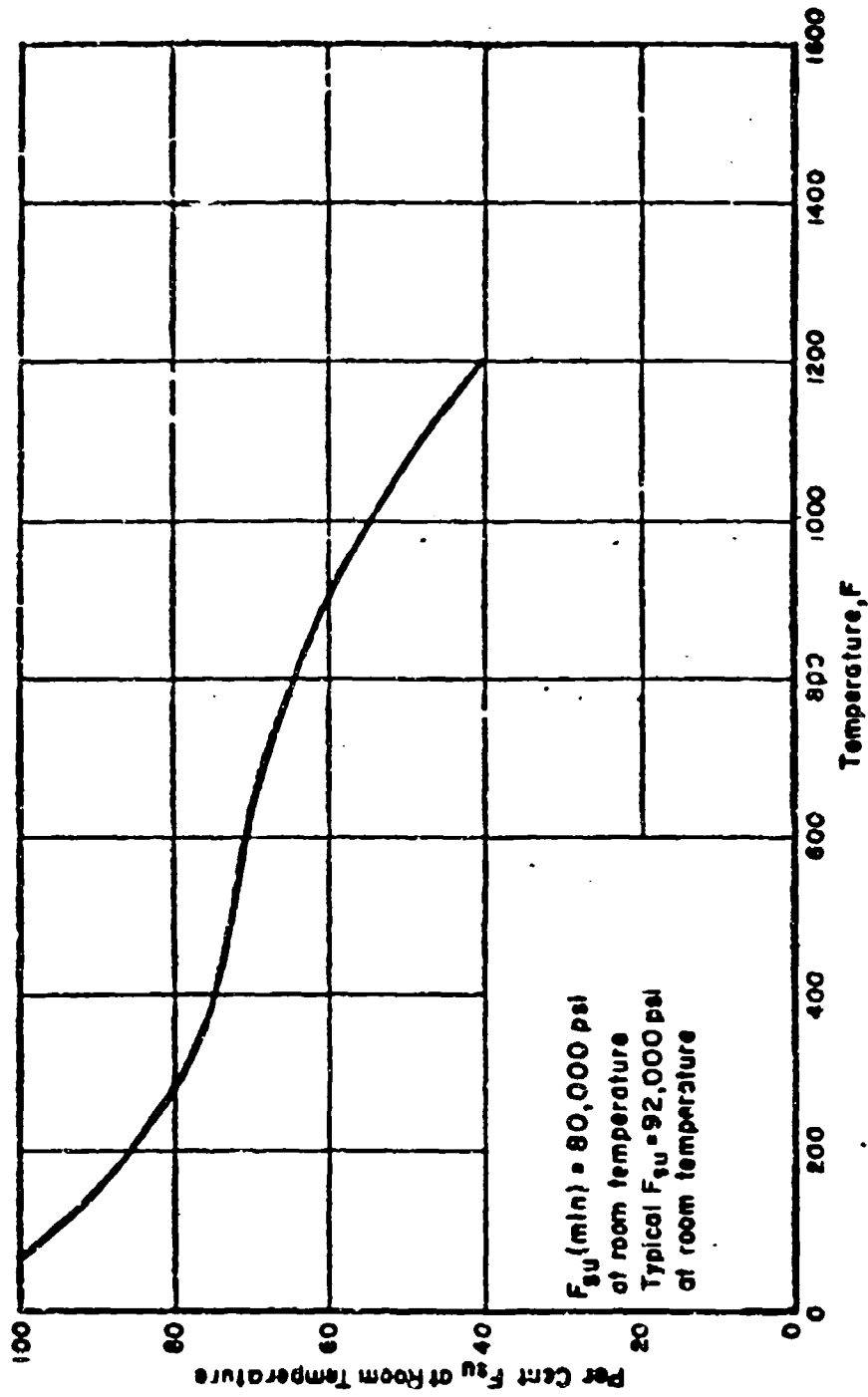


FIGURE 21. DESIGN CURVE FOR SHEAR STRENGTH (F_{su}) OF AISI 301 (HALF HARD) STAINLESS STEEL AT ELEVATED TEMPERATURE

Ref. 207.

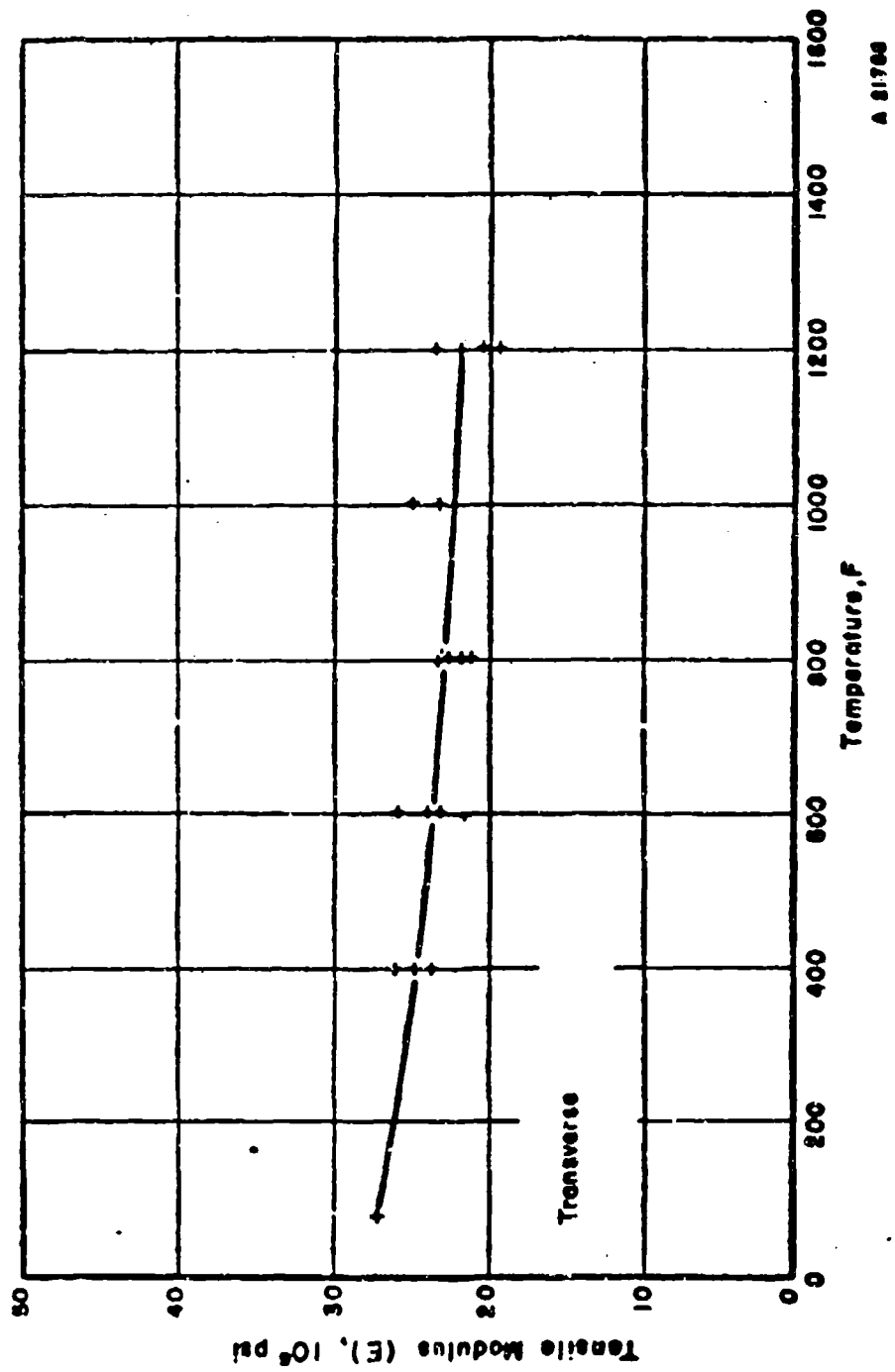


FIGURE 22. TENSILE MODULUS (E) OF AISI 301 (HALF HARD) STAINLESS STEEL AT ELEVATED TEMPERATURE

Ref. 57.

A 81766

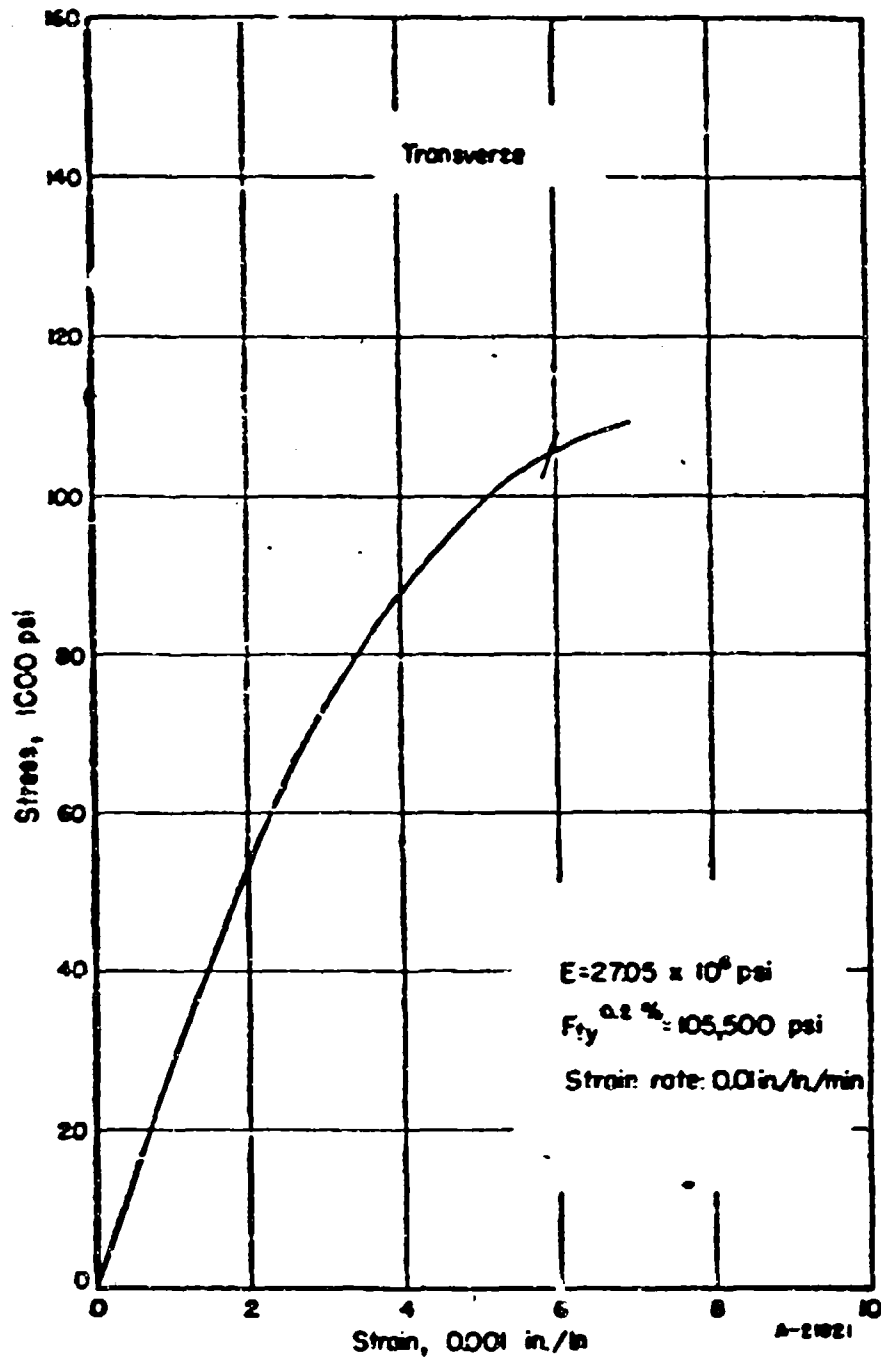


FIGURE 23. TENSILE STRESS-STRAIN CURVE FOR AISI 301 (HALF HARD) STAINLESS STEEL AT ROOM TEMPERATURE

Ref. 57.

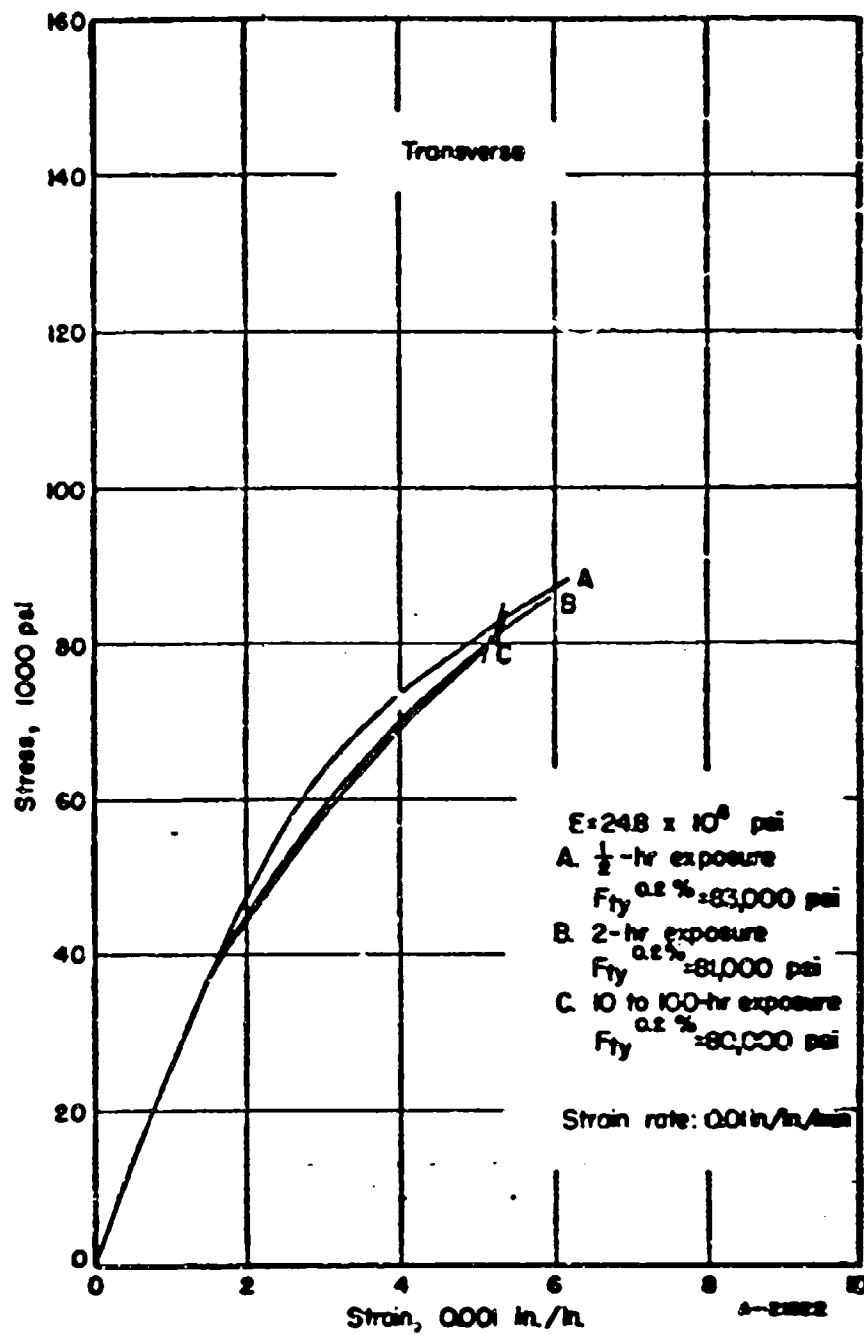


FIGURE 24. TENSILE STRESS-STRAIN CURVES FOR AISI 301 (HALF HARD) STAINLESS STEEL AT 400 F

Ref. 57.

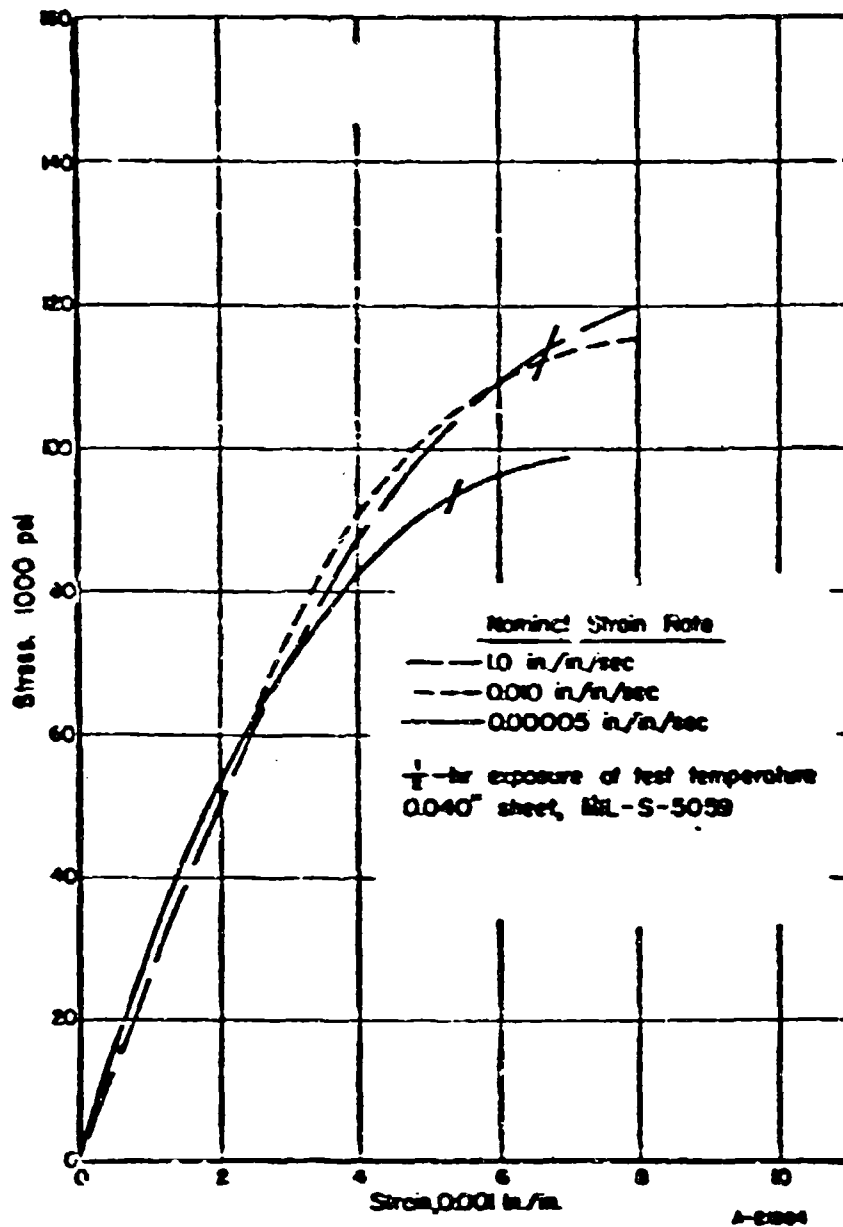


FIGURE 25. EFFECT OF STRAIN RATE ON THE TENSILE STRESS-STRAIN CURVE OF AISI 301 (HALF HARD) STAINLESS STEEL AT 400°F

WADC TR 55-150 215 ²¹⁵ ₃₄ WADC 55-199, Part 2, p 59.

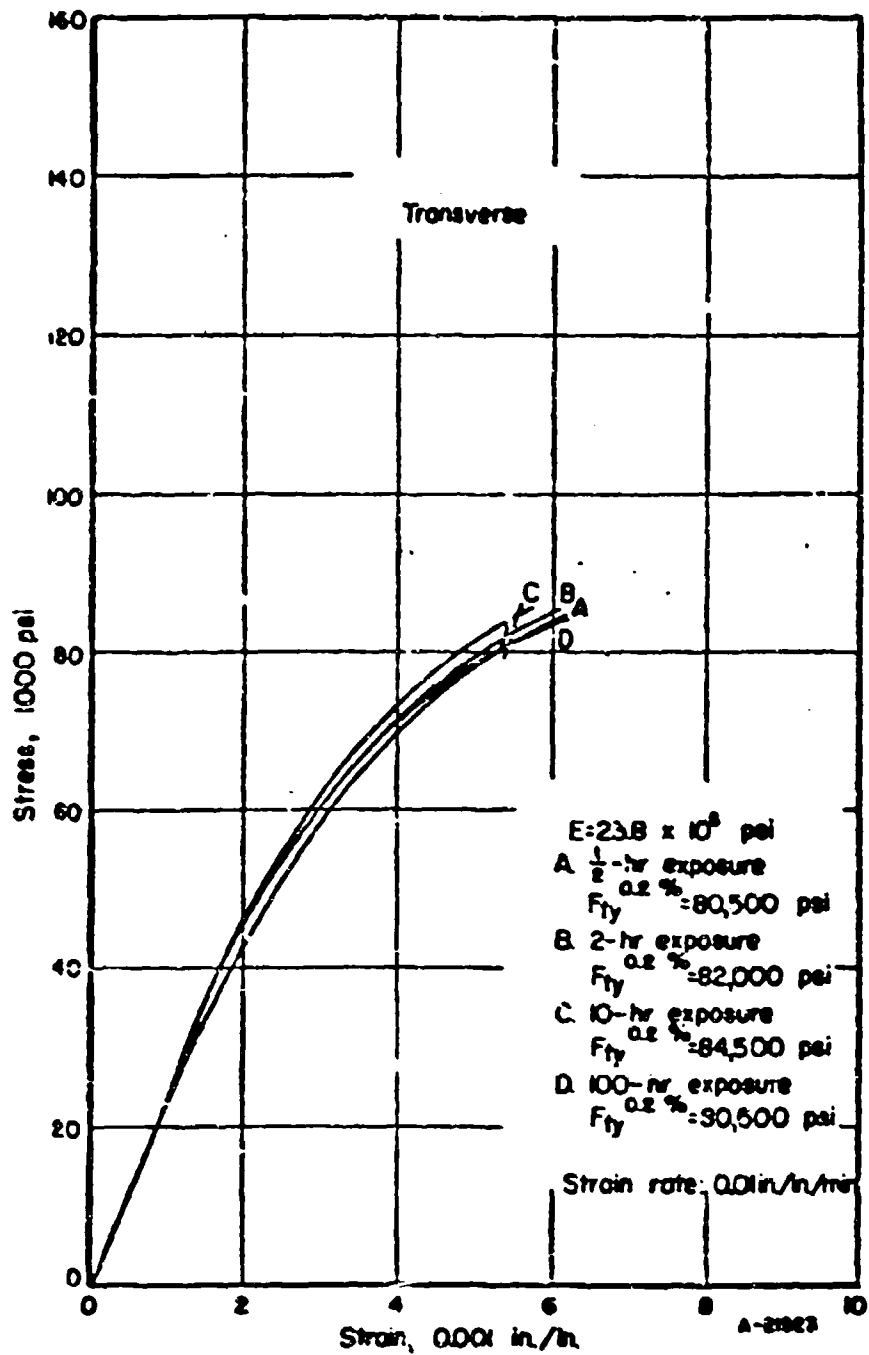


FIGURE 26. TENSILE STRESS-STRAIN CURVES FOR AISI 301 (HALF HARD) STAINLESS STEEL AT 600 F

Ref. 57.

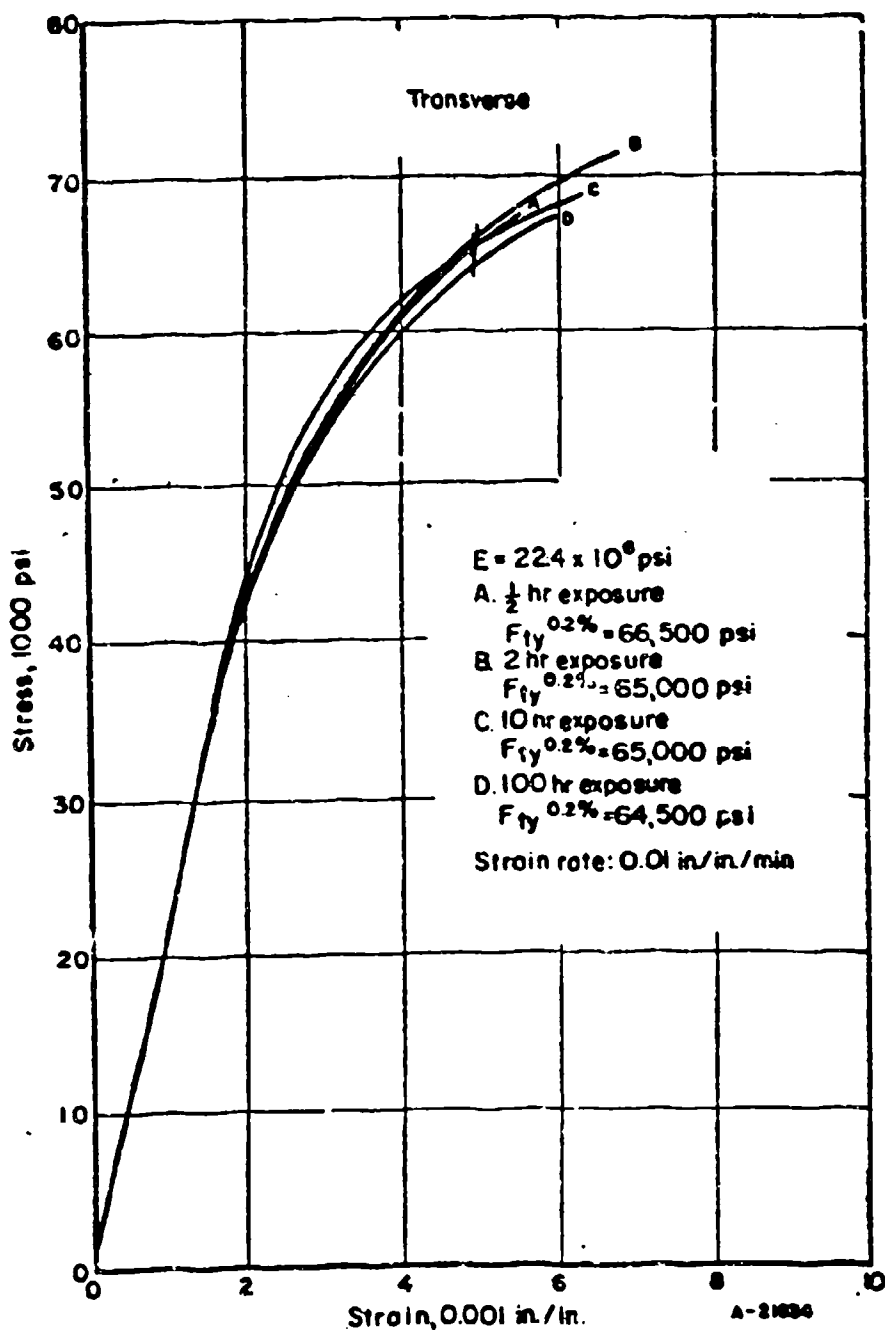


FIGURE 28. TENSILE STRESS-STRAIN CURVES FOR AISI 301 (HALF HARD) STAINLESS STEEL AT 1000 F

Ref. 57.

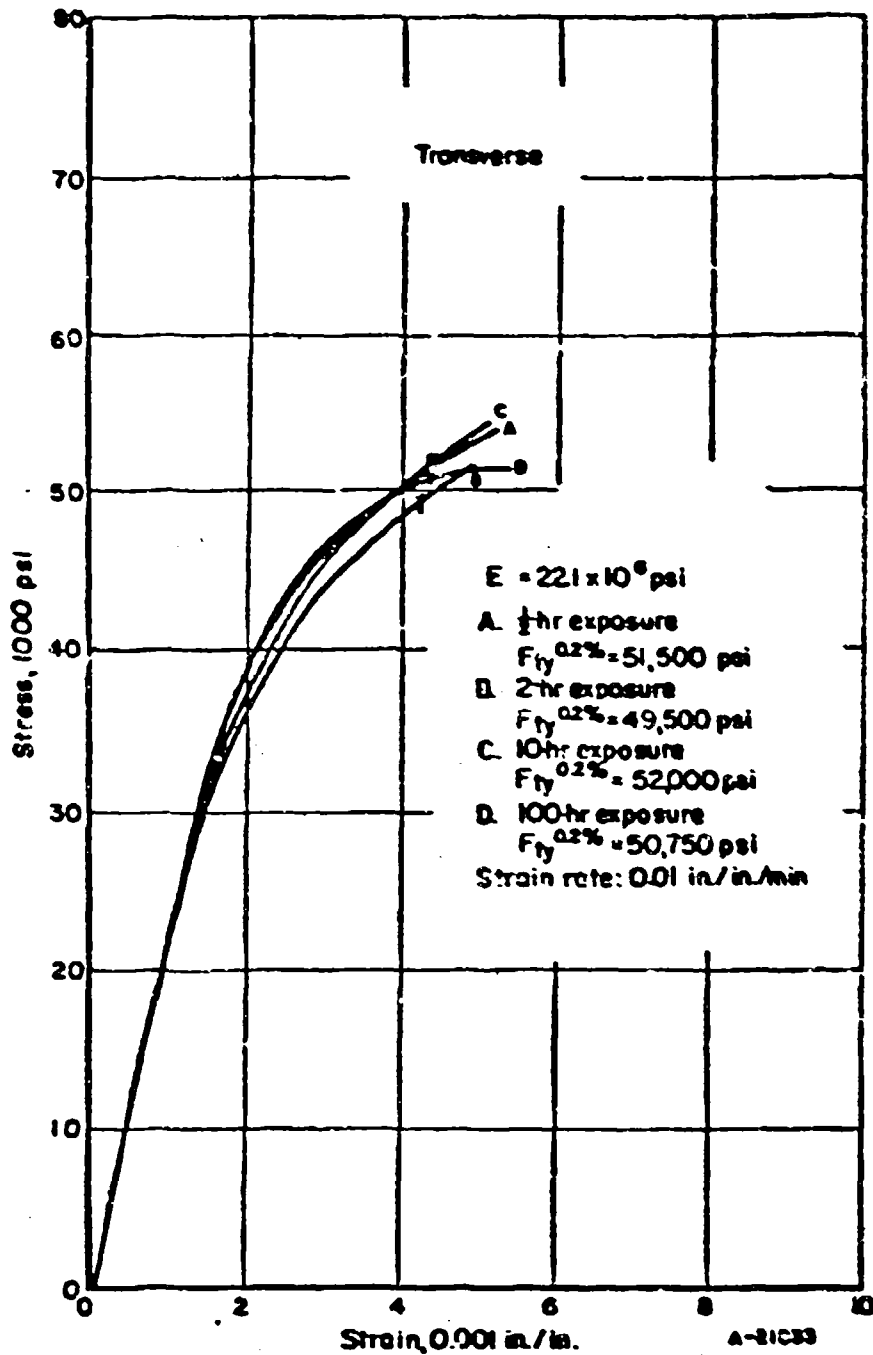
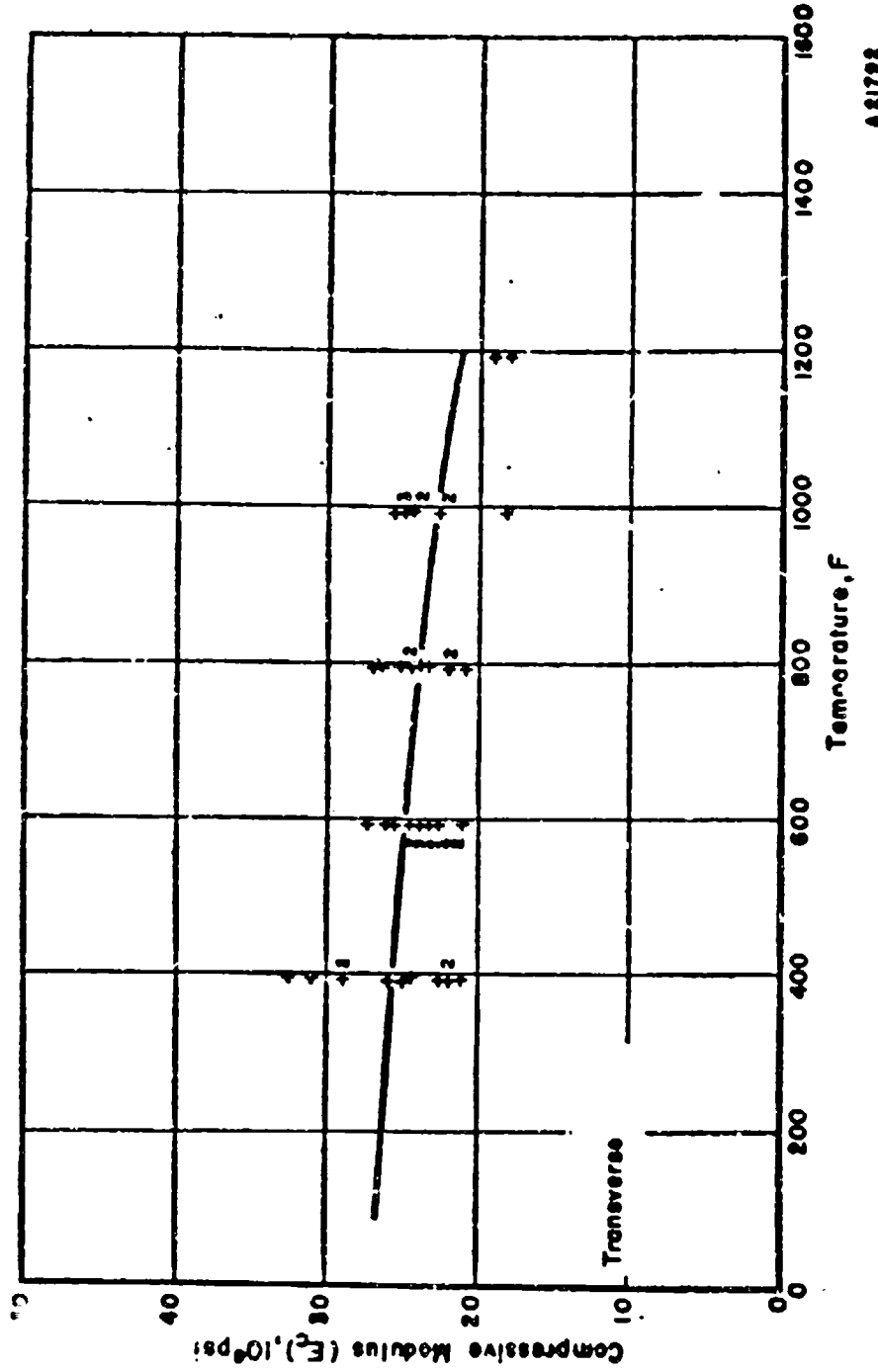


FIGURE 29. TENSILE STRESS-STRAIN CURVES FOR AISI 301 (HALF HARD) STAINLESS STEEL AT 1200 F

Ref. 57.

WADC TR 55-150 Pt 5



421792

FIGURE 30. COMPRESSIVE MODULUS (E_c) OF AISI 301 (HALF HARD) STAINLESS STEEL AT ELEVATED TEMPERATURE
Ref. 57.

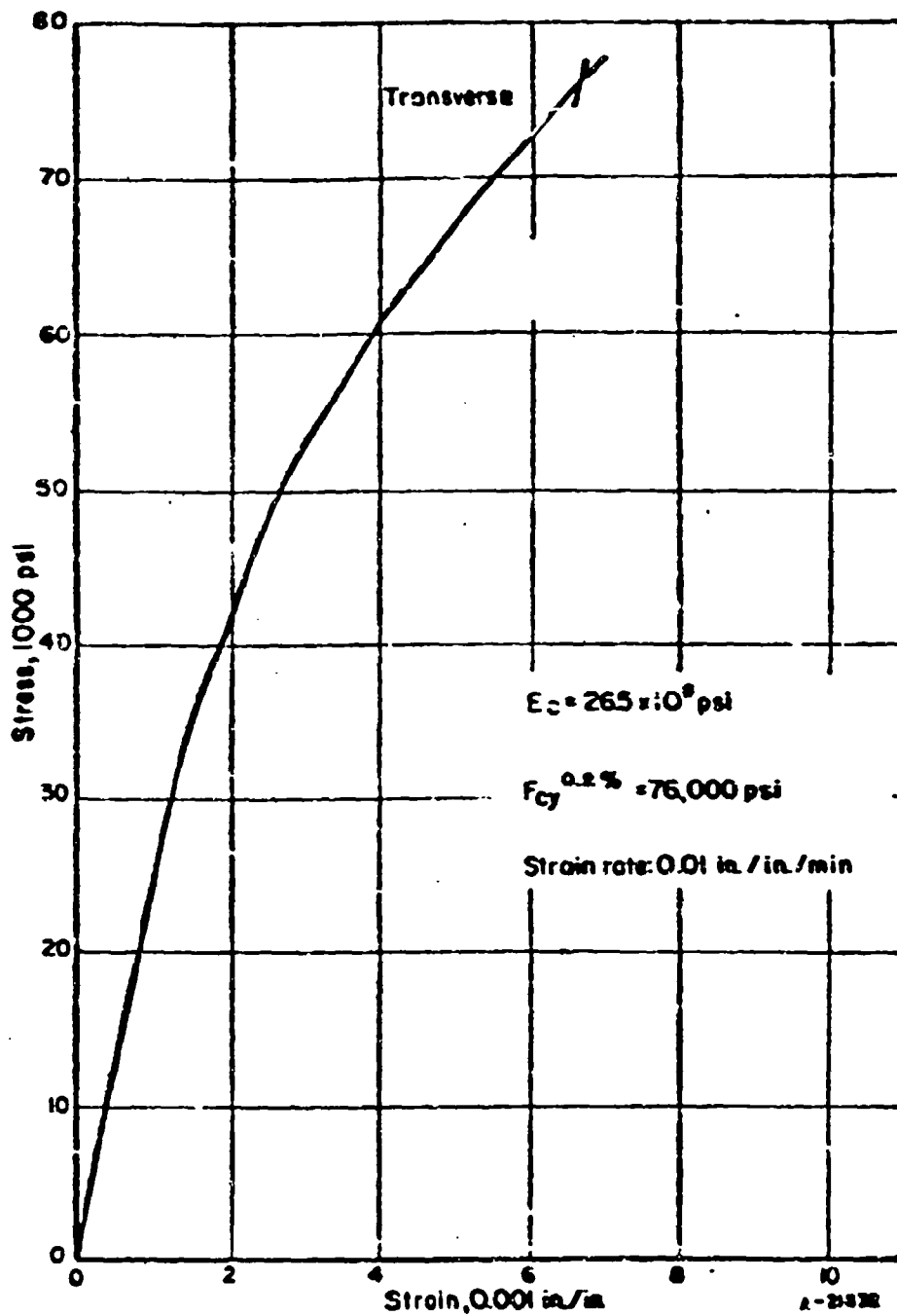


FIGURE 31. COMPRESSIVE STRESS-STRAIN CURVE FOR AISI 301 (HALF HARD) STAINLESS STEEL AT ROOM TEMPERATURE

Ref. 57.

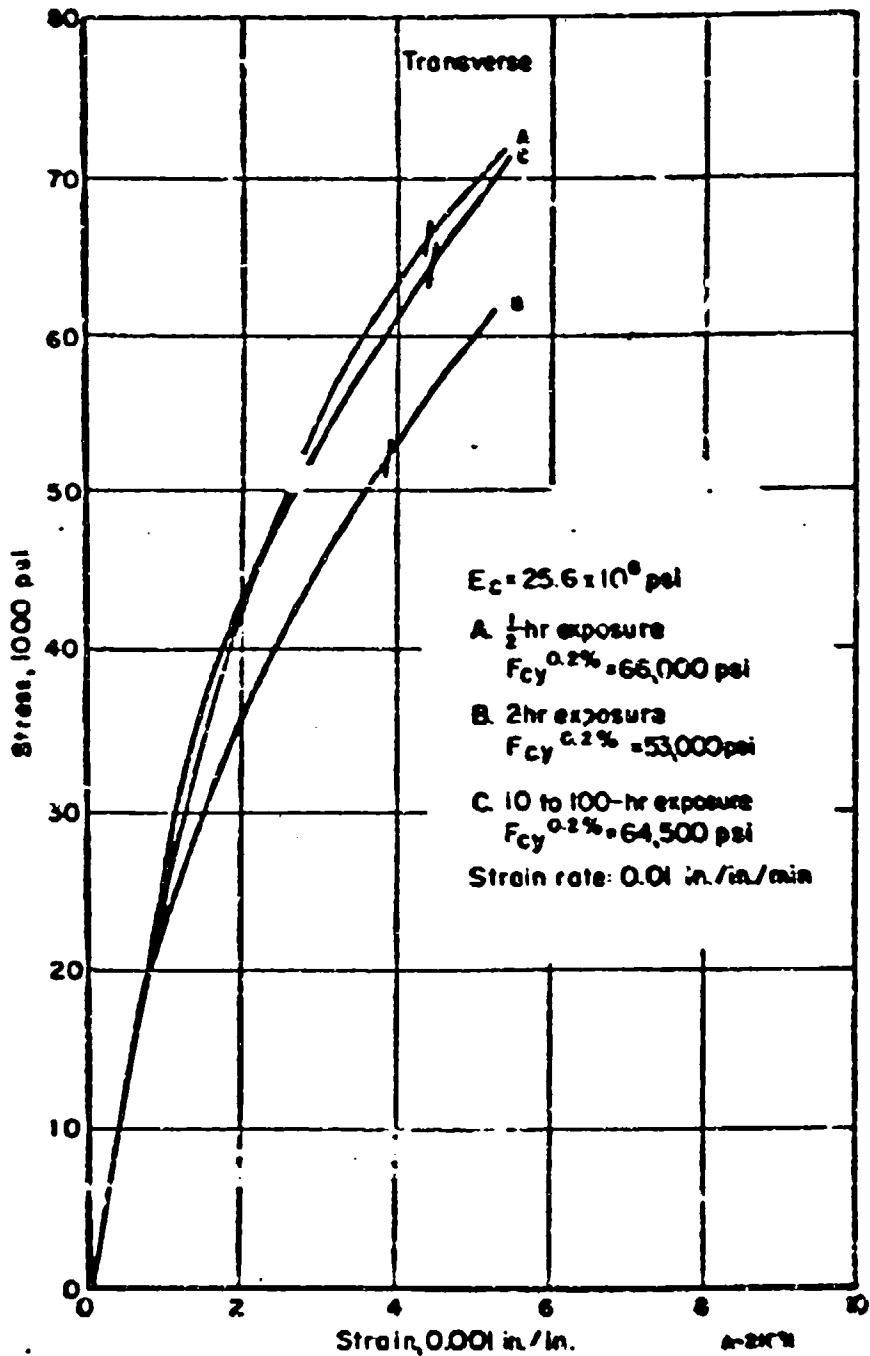


FIGURE 32. COMPRESSIVE STRESS-STRAIN CURVES FOR AISI 301 (HALF HARD) STAINLESS STEEL AT 400 F

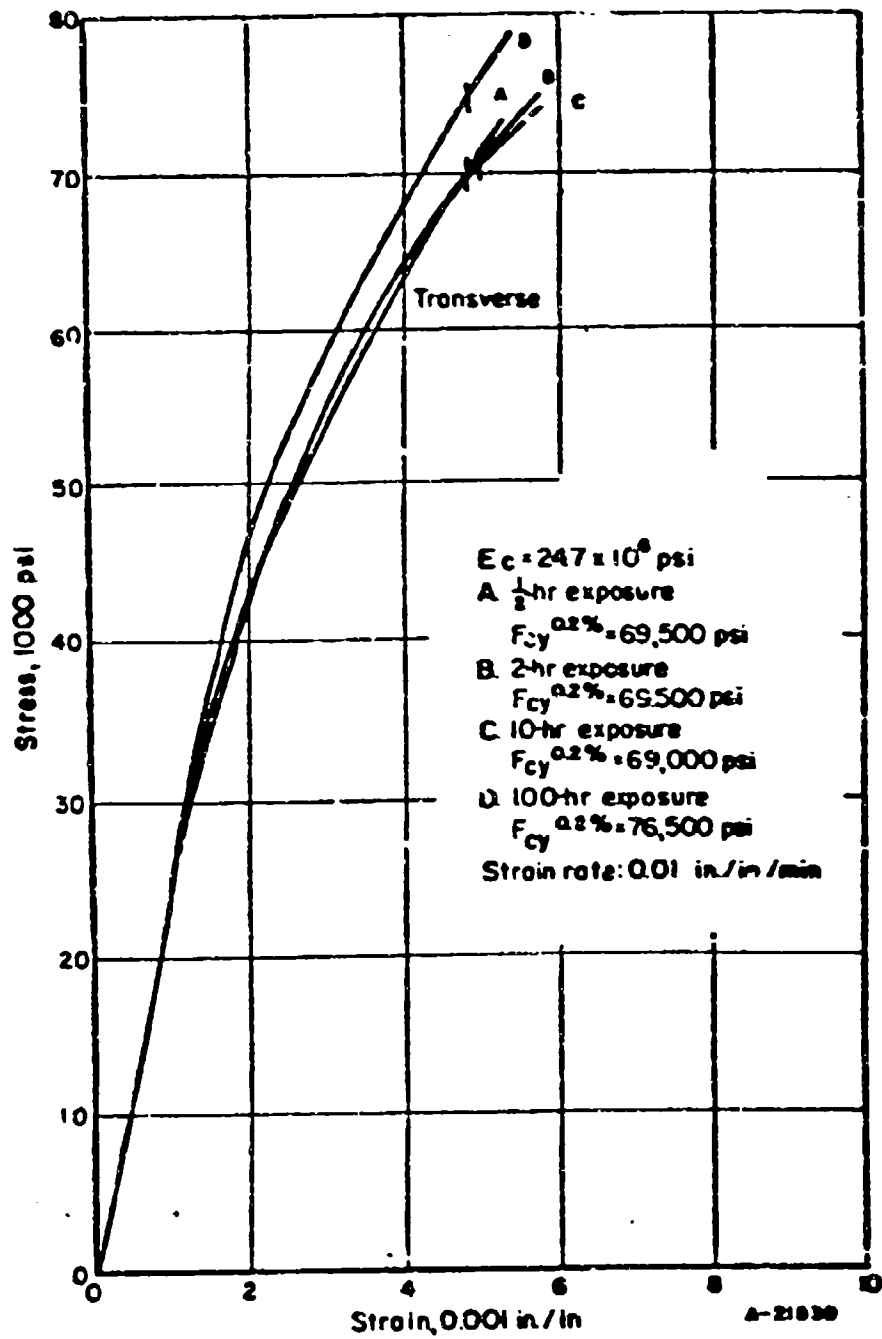


FIGURE 33. COMPRESSIVE STRESS-STRAIN CURVES FOR AISI 301 (HALF HARD) STAINLESS STEEL AT 600 F

Ref. 57.

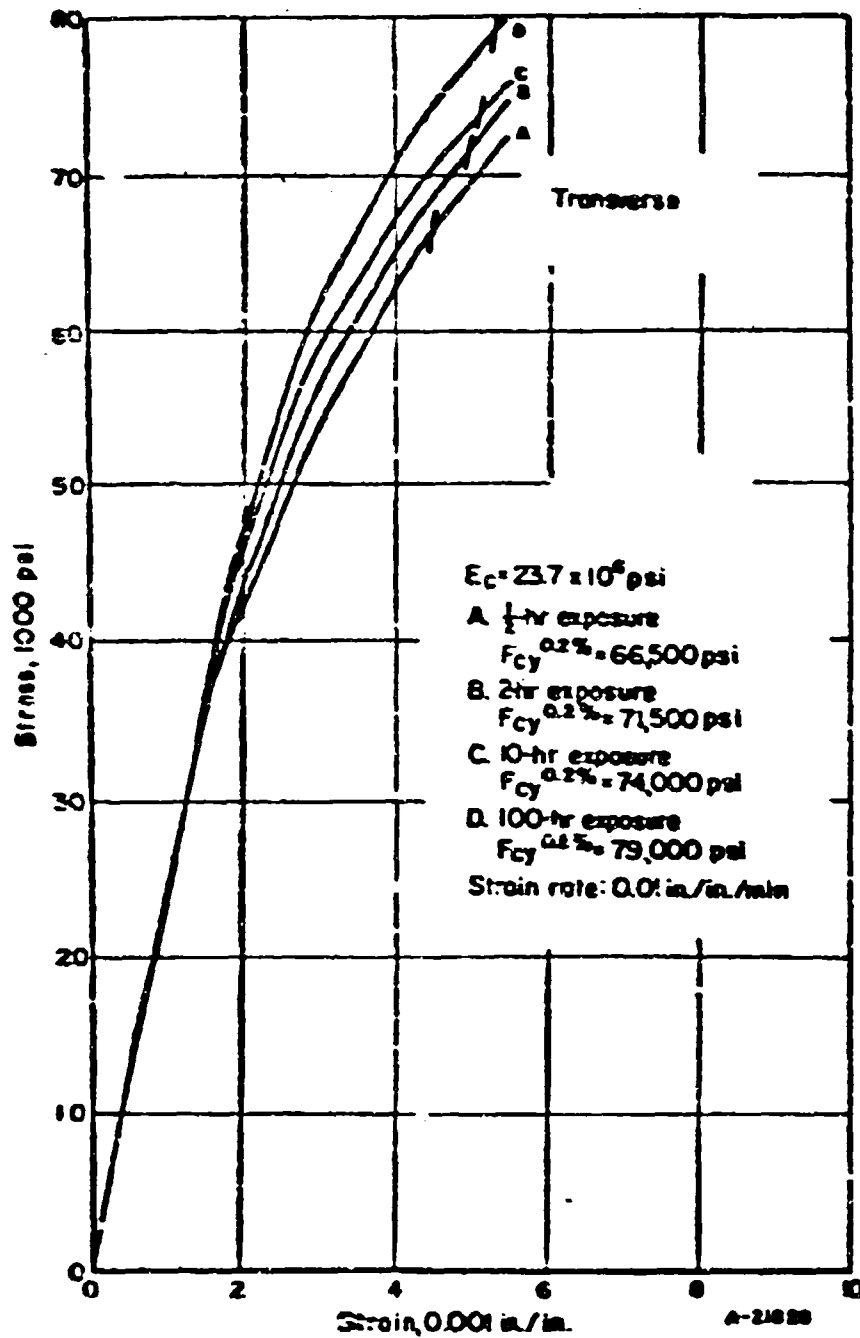


FIGURE 34. COMPRESSIVE STRESS-STRAIN CURVES FOR AISI 301 (HALF HARD) STAINLESS STEEL AT 800 F

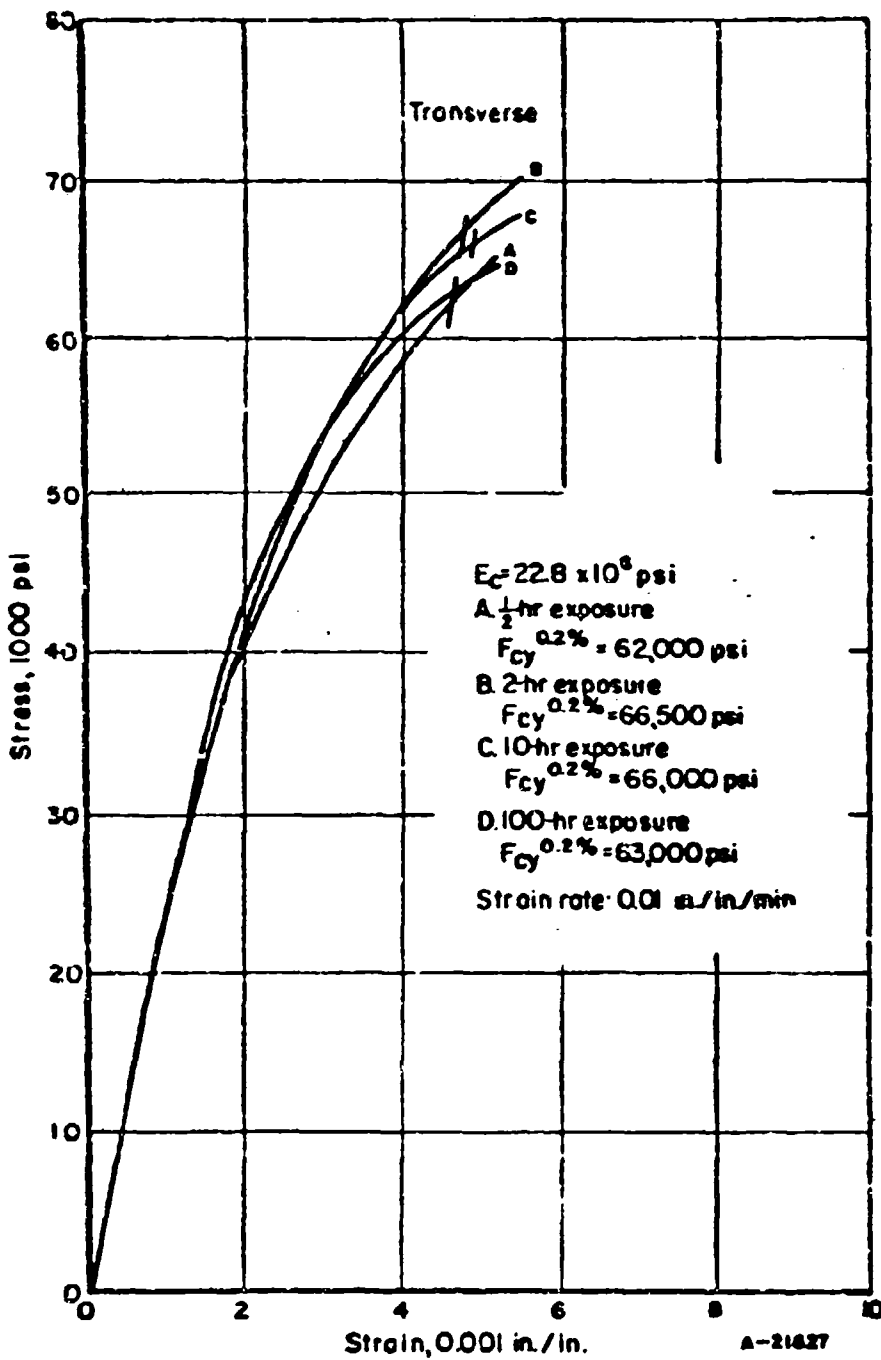


FIGURE 35. COMPRESSIVE STRESS-STRAIN CURVES FOR AISI 301 (HALF HARD) STAINLESS STEEL AT 1000 F

Ref. 57.

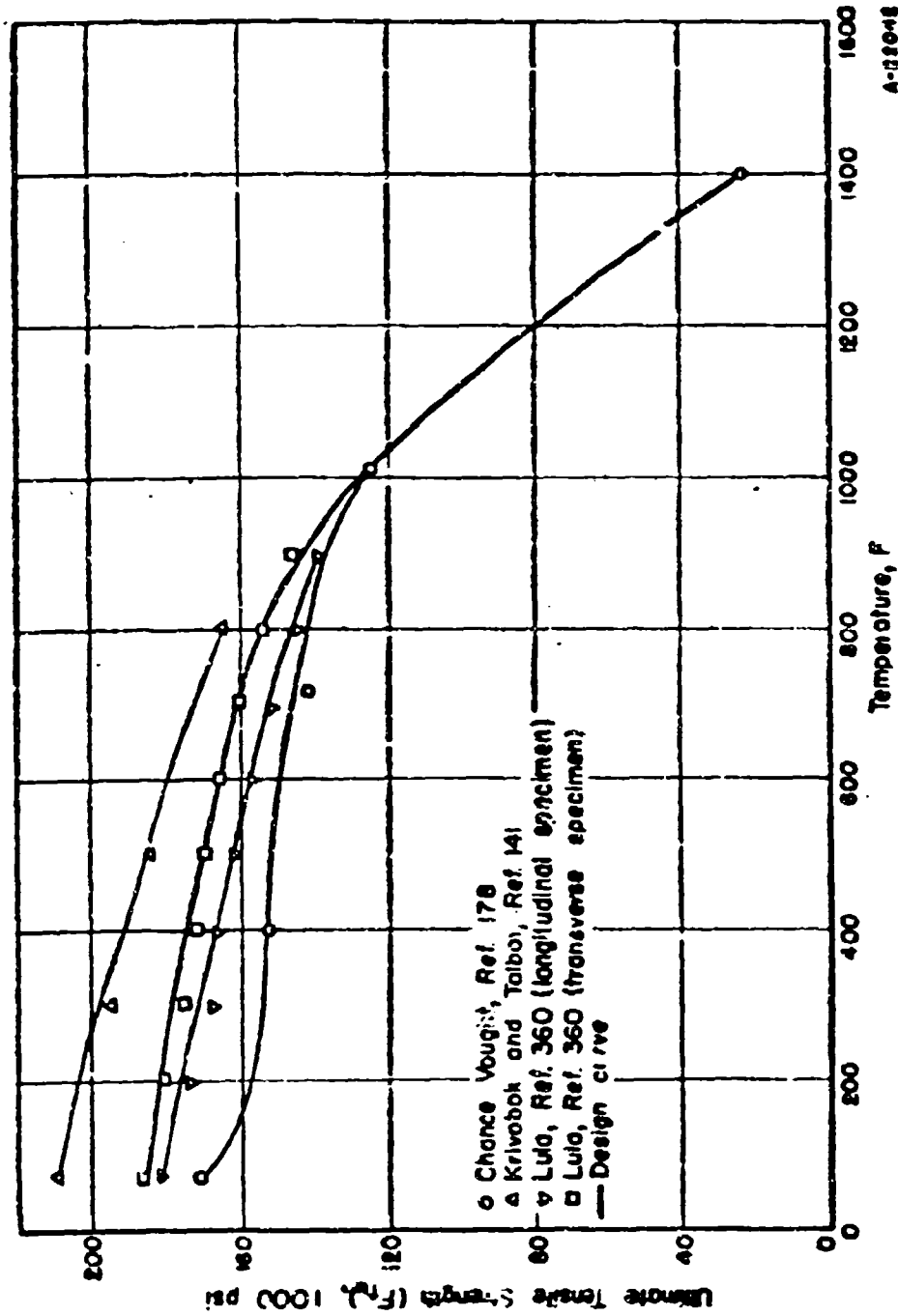


FIGURE 36. TENSILE STRENGTH (F_u) OF AISI 301 (FULL HARD) STAINLESS STEEL AT ELEVATED TEMPERATURE

A-22048

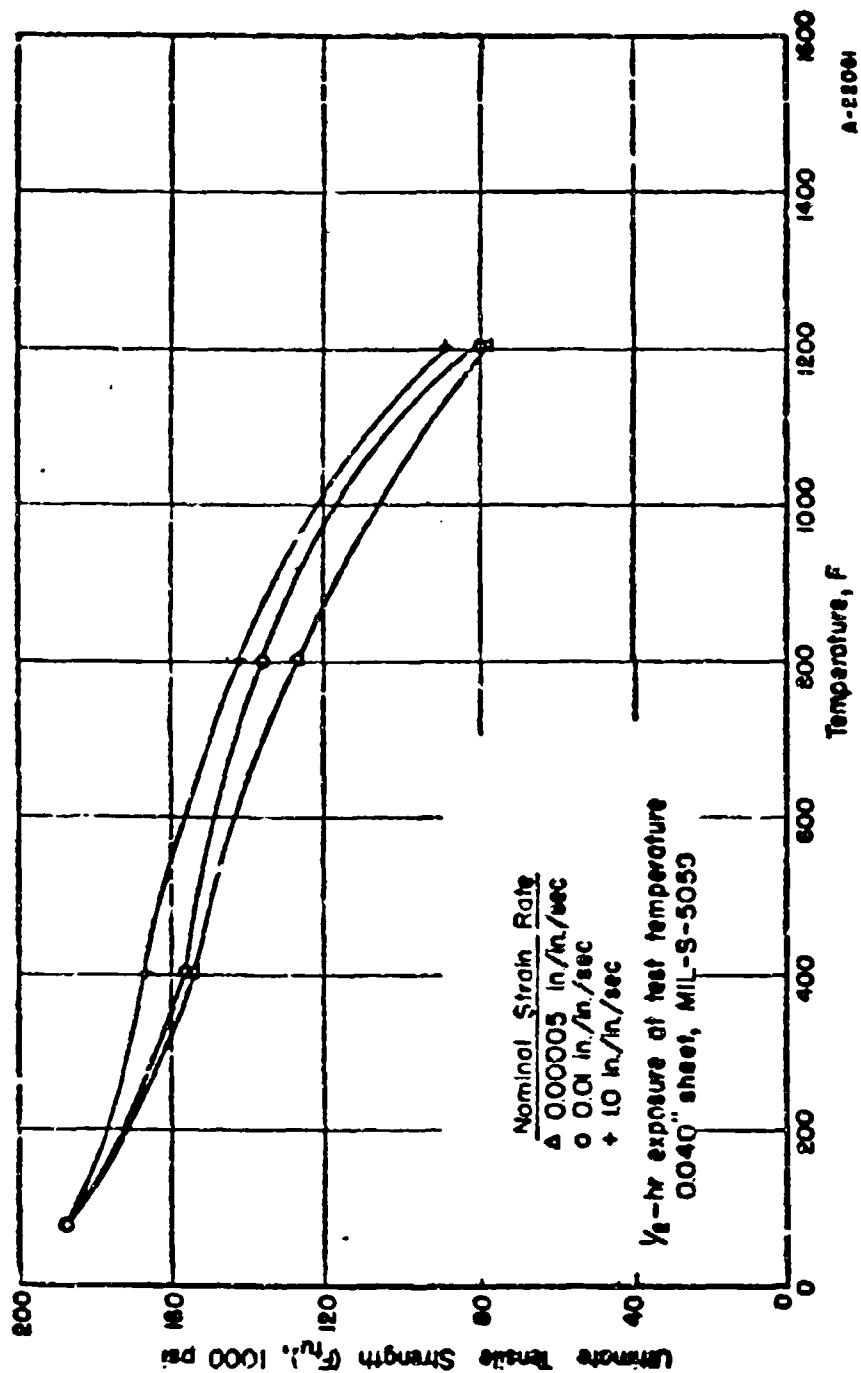


FIGURE 37. EFFECT OF STRAIN RATE ON THE TENSILE STRENGTH (F_{tu}) OF AISI 301 (FULL HARD) STAINLESS STEEL AT ELEVATED TEMPERATURE

Ref. WADC TR 55-150, Part 2, p 60.

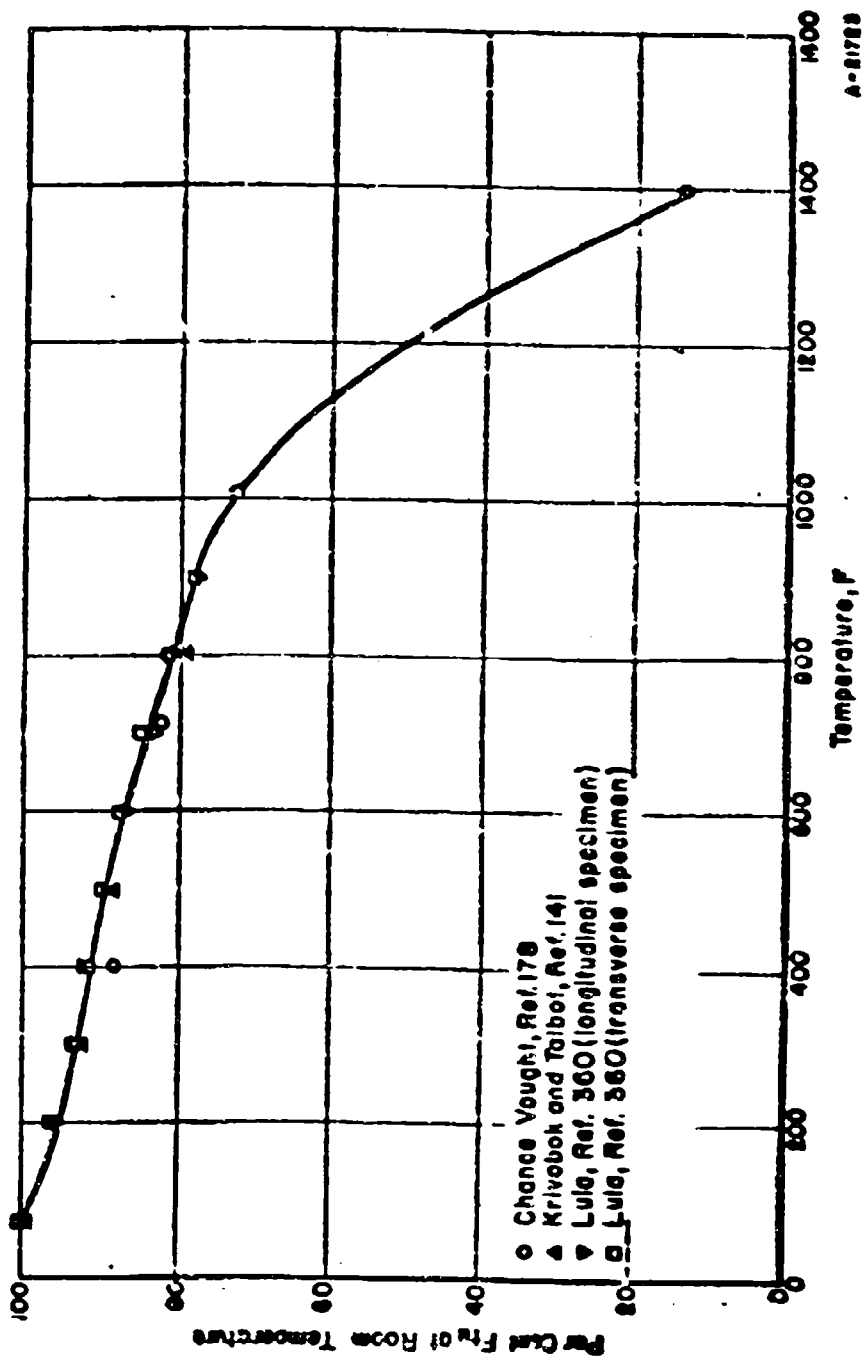


FIGURE 38. TENSILE STRENGTH (F_{10}) EXPRESSED AS A PERCENTAGE OF ROOM-TEMPERATURE TENSILE STRENGTH OF AISI 301 (FULL HARD) STAINLESS STEEL AT ELEVATED TEMPERATURE

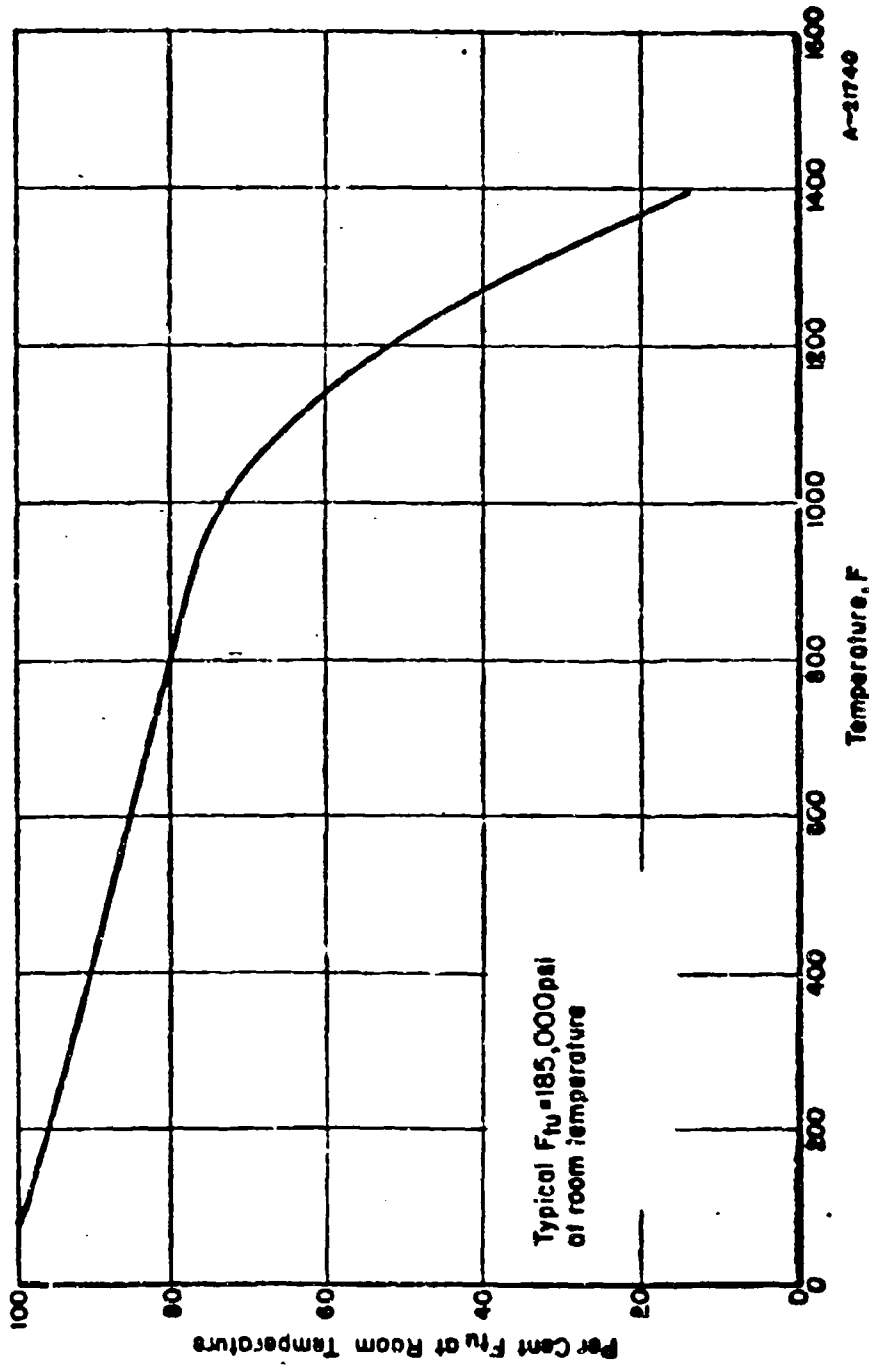


FIGURE 39. DESIGN CURVE FOR TENSILE STRENGTH (F_u) OF AISI 301 (FULL HARD) STAINLESS STEEL AT ELEVATED TEMPERATURE
 Ref. 141, 178, 360.

A-1746

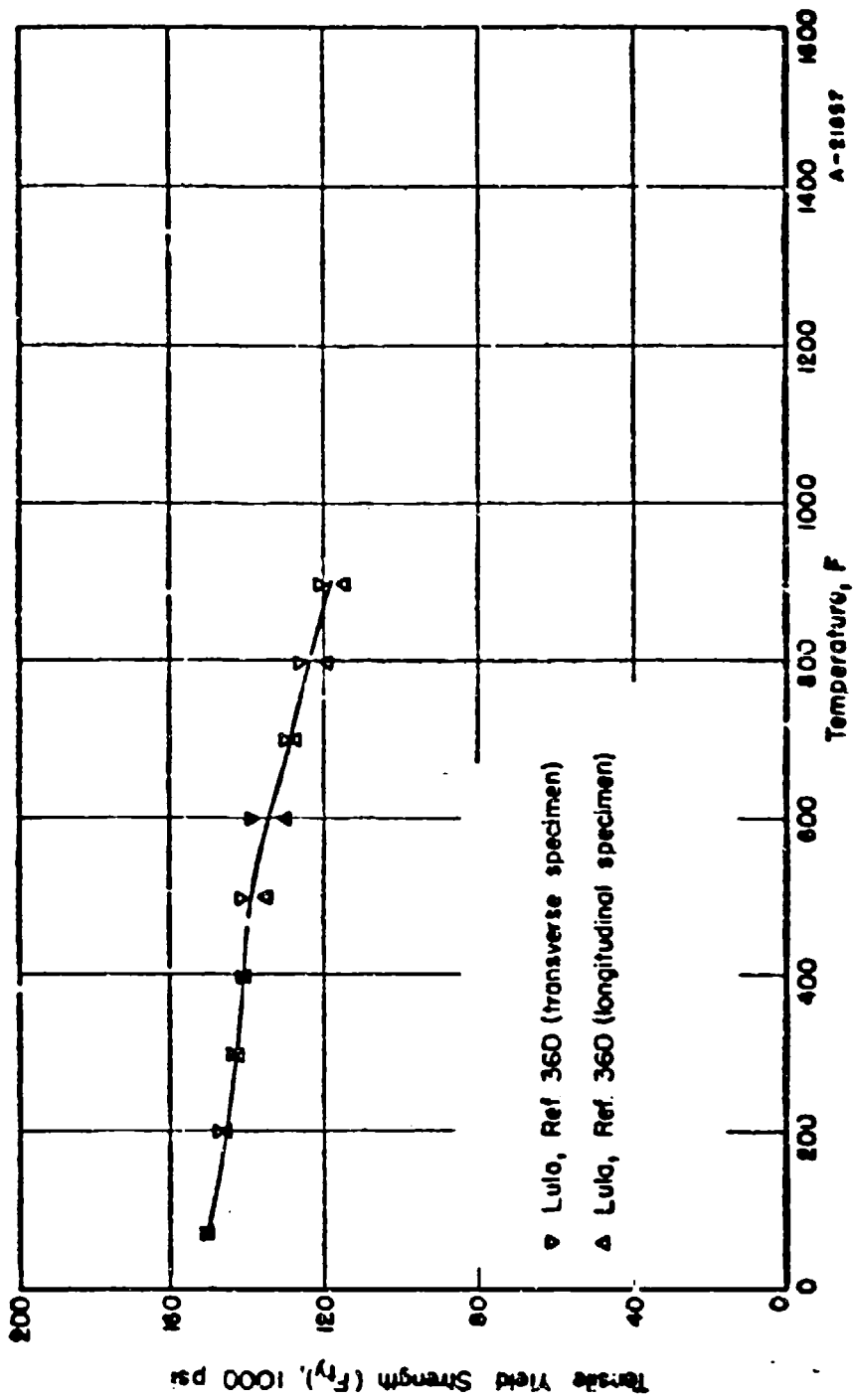



FIGURE 40. TENSILE YIELD STRENGTH (F_y) OF AISI 301 (FULL HARD) STAINLESS STEEL AT ELEVATED TEMPERATURE



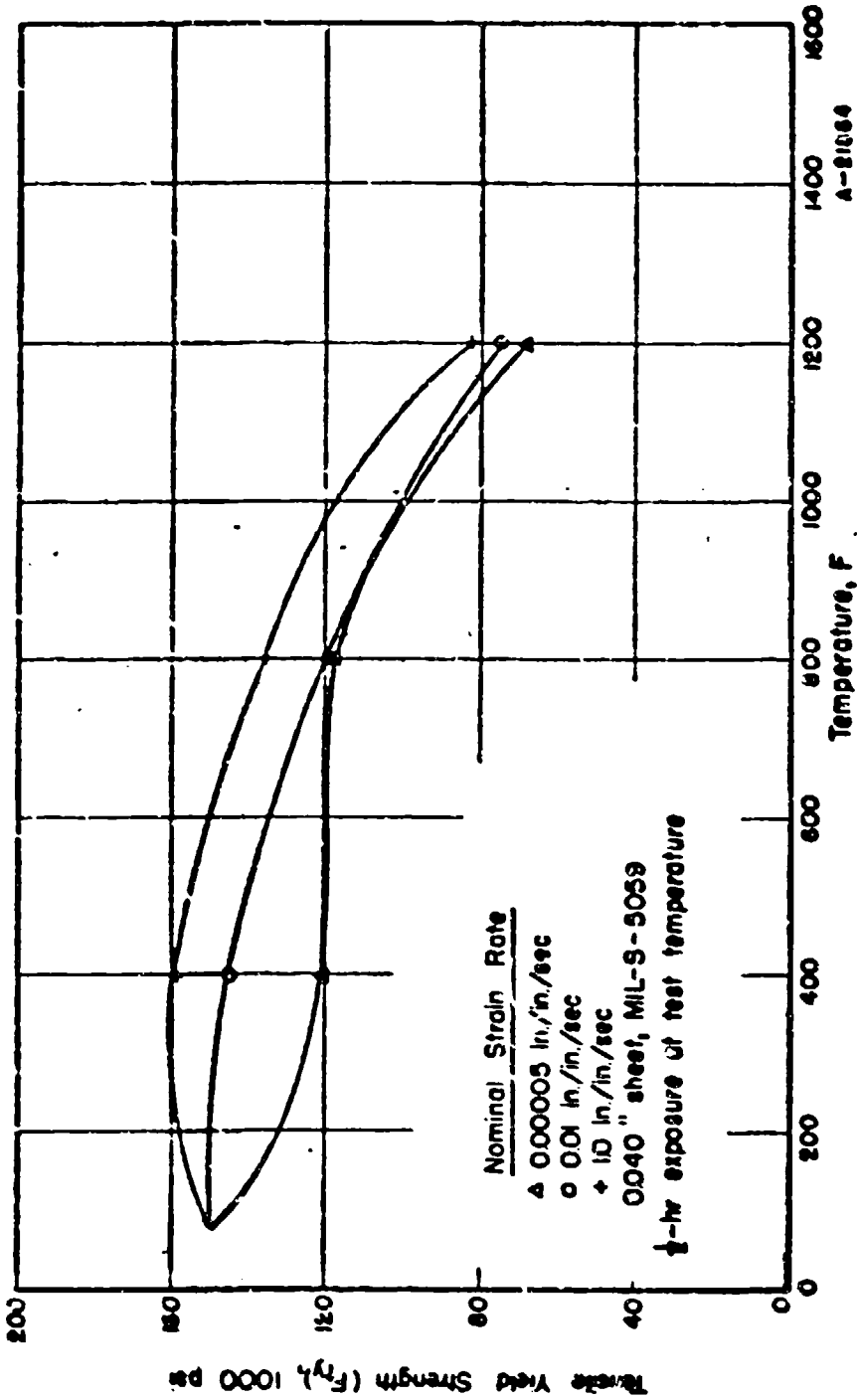


FIGURE 41. EFFECT OF STRAIN RATE ON THE TENSILE YIELD STRENGTH (F_y) OF AISI 301
 (FULL HARD) STAINLESS STEEL AT ELEVATED TEMPERATURE

WADC 55-199, Part 2, p 60.

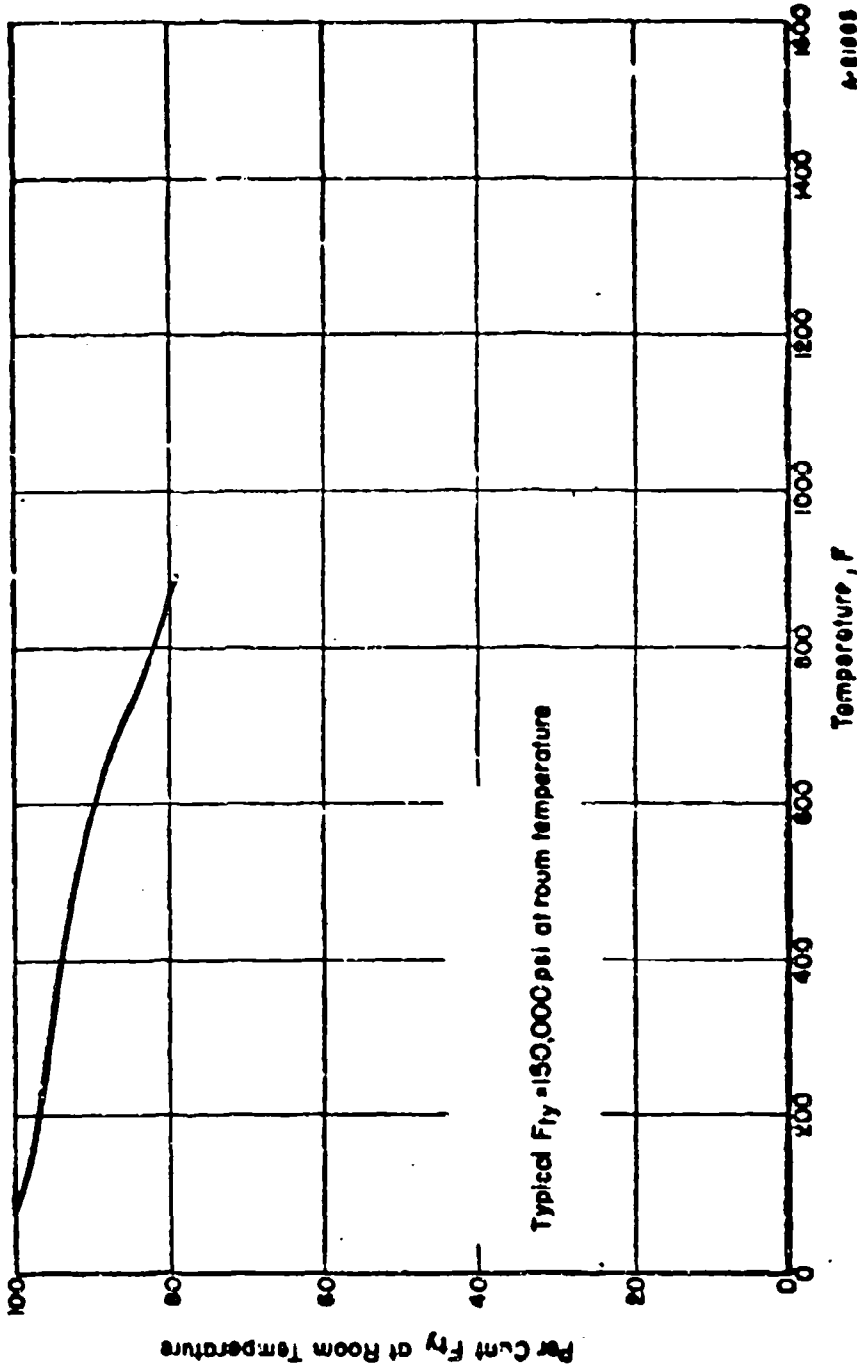



FIGURE 41. DESIGN CURVE FOR TENSILE YIELD STRENGTH (F_y) OF AISI 301 (FULL HARD) STAINLESS STEEL AT ELEVATED TEMPERATURE
Ref. 360.



422M STAINLESS STEEL

The AISI 400 series stainless steels, as a general rule, retain high-strength properties obtained by heat treatment up to about 800 F before embrittlement occurs. A modification of the AISI 420 type resulted in the ferritic 422 grade, which has proven suitable for service around 1000 F. A further improvement resulted in a modified 422, which is similar in characteristics to 422 but possesses appreciably better elevated-temperature strength. The nominal chemical composition of 422M is given in Table 3.

TABLE 3. NOMINAL CHEMICAL
COMPOSITION OF
422M STAINLESS
STEEL

Element	Weight Per Cent
Carbon	0.28
Manganese	0.84
Silicon	0.24
Nickel	0.20
Chromium	11.80
Vanadium	0.49
Tungsten	1.76
Molybdenum	2.24
Iron	Balance

Alloy 422M is referred to as a ferritic grade although it is heat treatable. A typical heat treatment (such as austenitizing at 2000 F, oil quenching, and tempering at 1200 F for 2 hours) results in a microstructure of tempered martensite plus about 10 per cent ferrite. The hardness of the steel after this heat treatment is about Rockwell C 38. Typical short-time, elevated-temperature properties of 422M are shown in the following curves:

Tensile properties, Figures 43 through 46

Stress-strain curves, Figures 47 through 57

For 422M, data are completely lacking for compressive, bearing, and shear strengths, and modulus of elasticity and stress-strain curves at elevated temperatures.

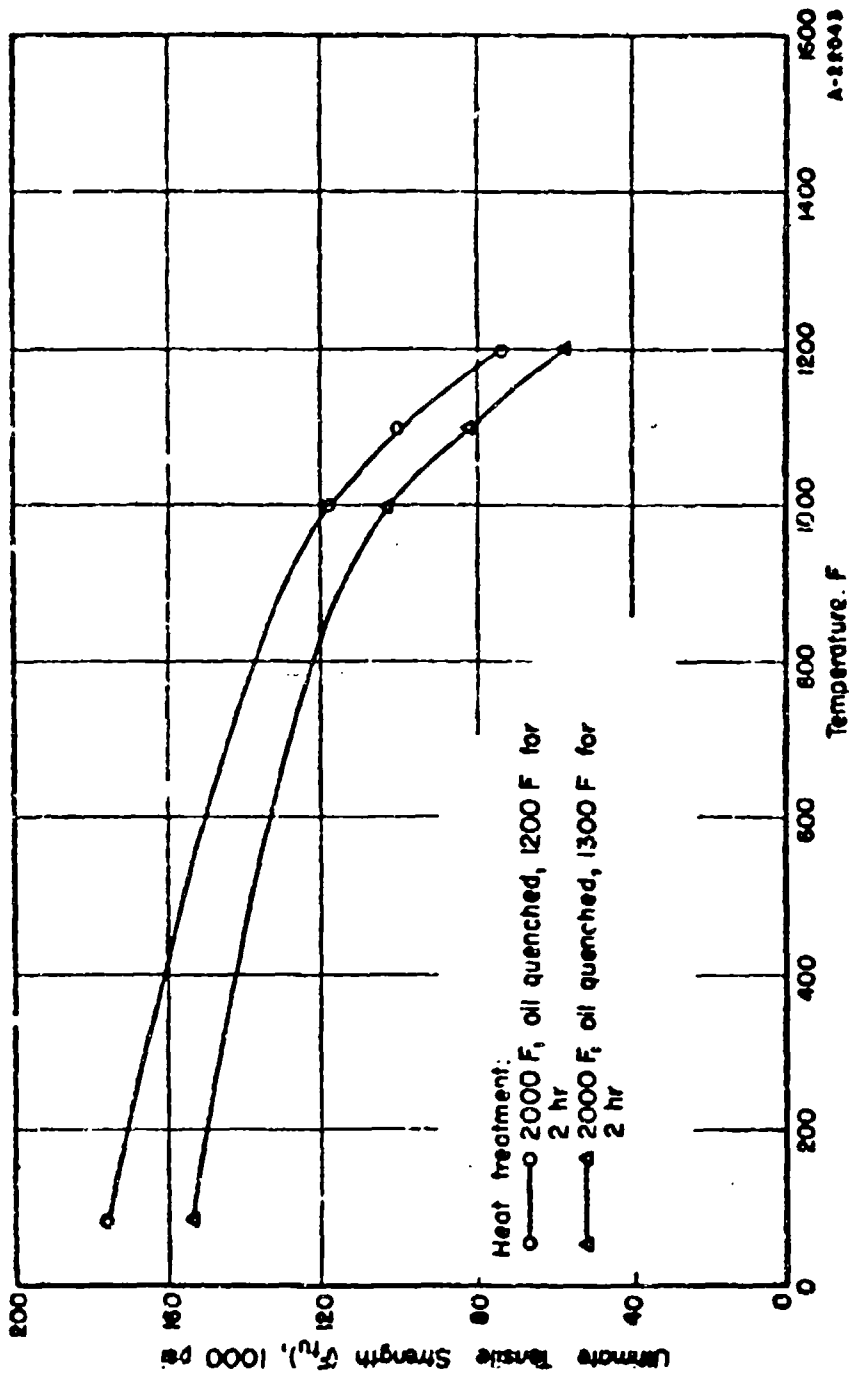



FIGURE 43. TENSILE STRENGTH (F_{tu}) OF 422M STAINLESS STEEL AT ELEVATED TEMPERATURE



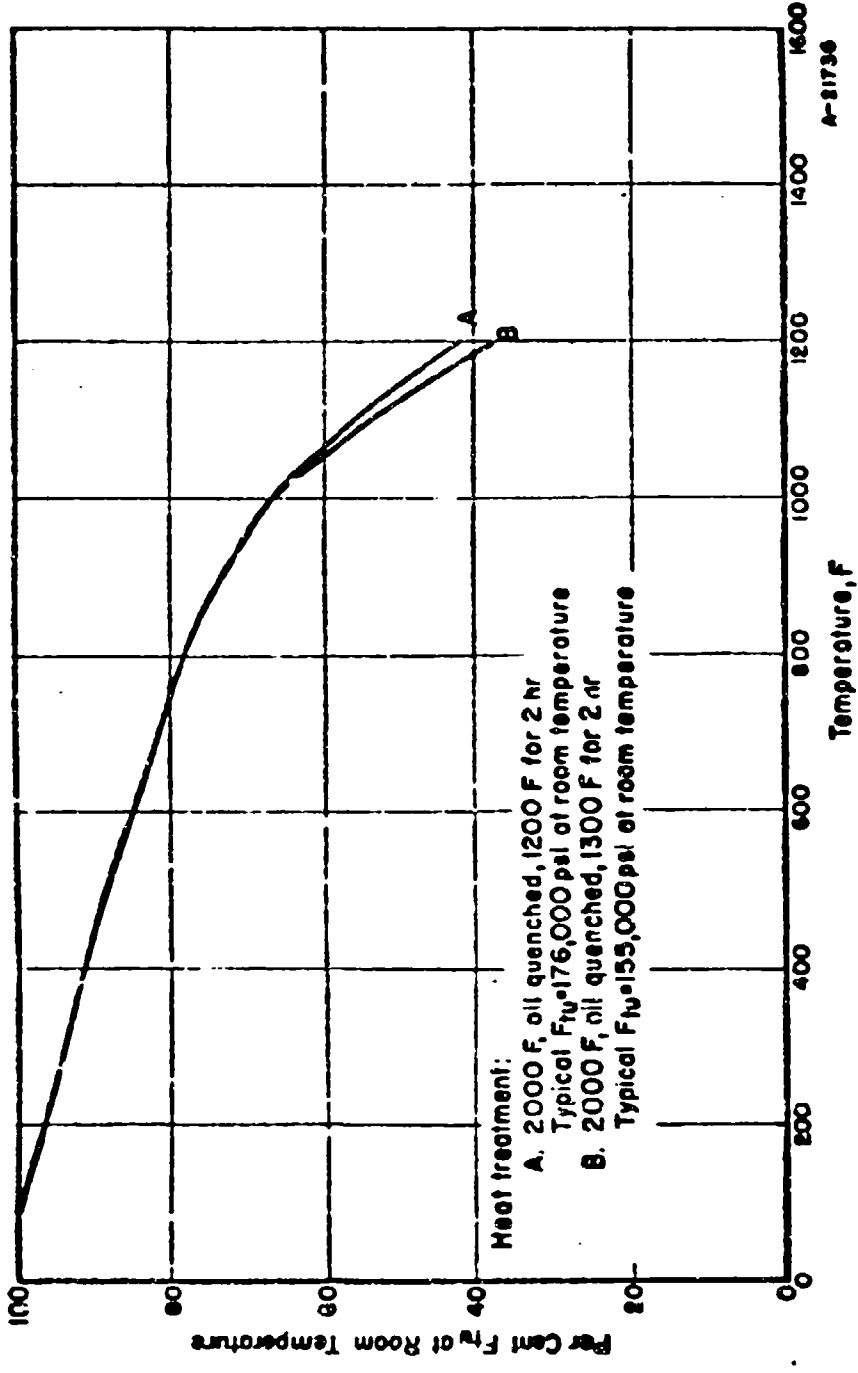


FIGURE 44. DESIGN CURVE FOR TENSILE STRENGTH (F_{tu}) OF 422M STAINLESS STEEL AT ELEVATED TEMPERATURE.

A-21736

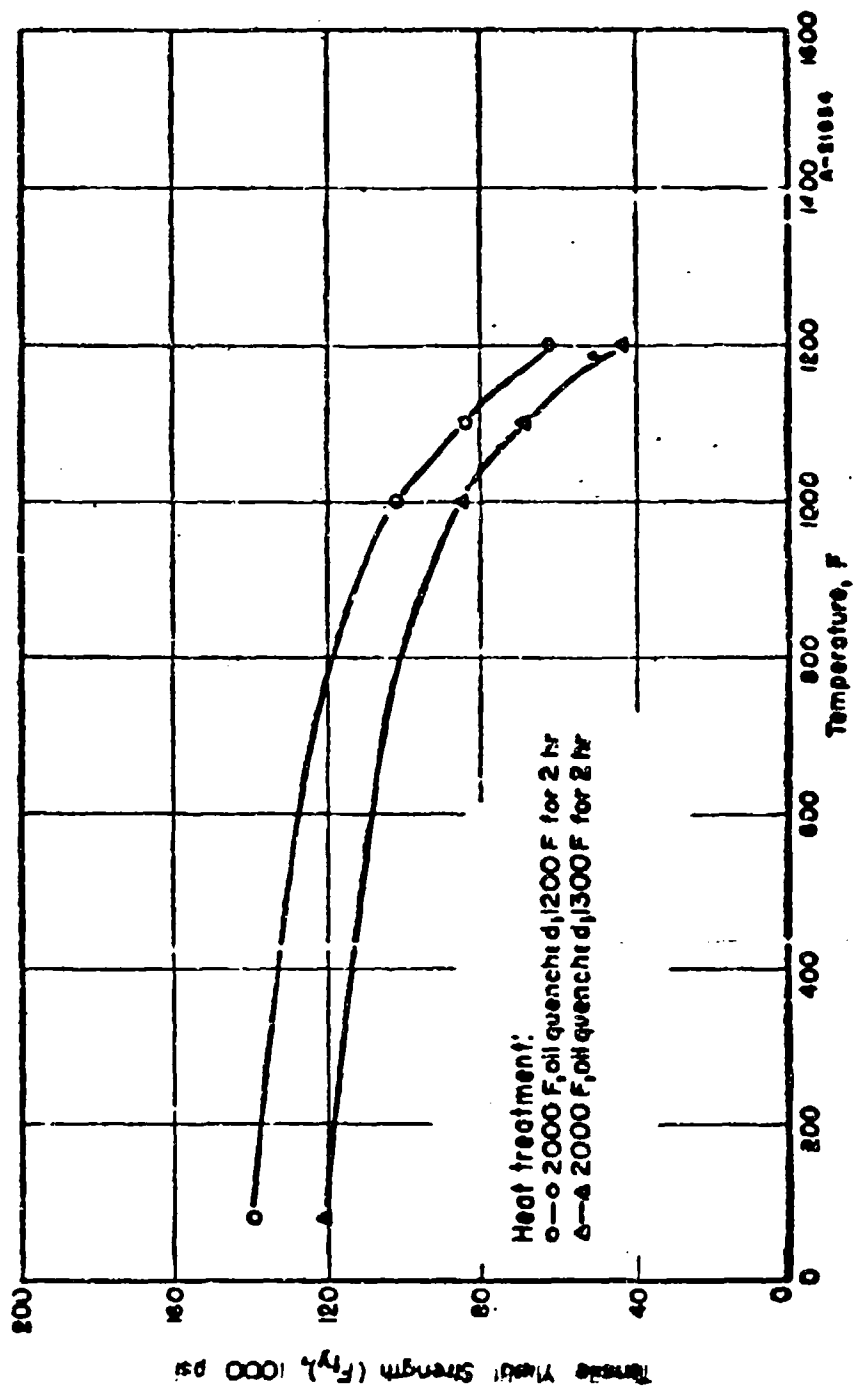


FIGURE 45. TENSILE YIELD STRENGTH (F_y) OF 422M STAINLESS STEEL AT ELEVATED TEMPERATURE

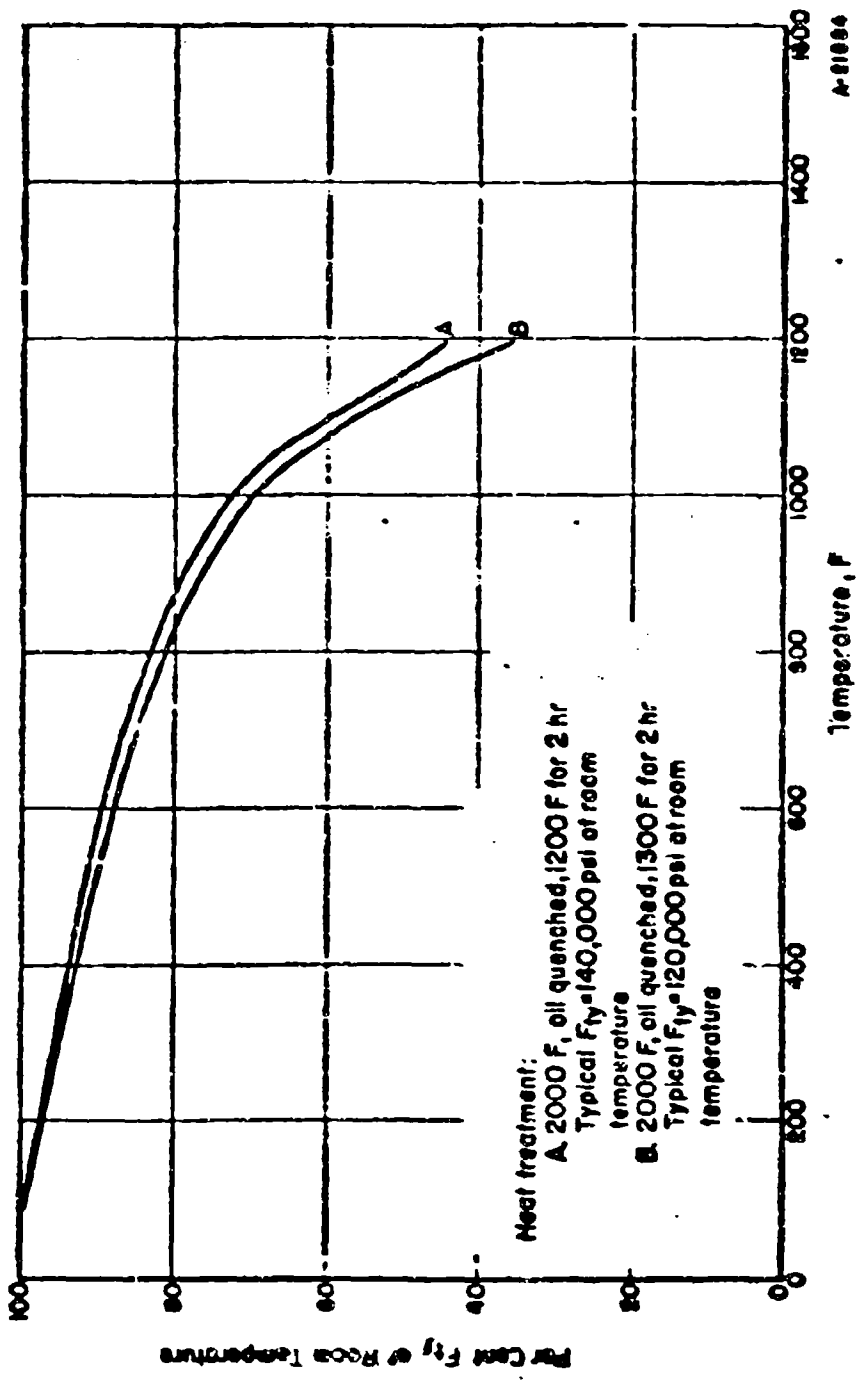


FIGURE 46. DESIGN CURVE FOR TENSILE YIELD STRENGTH (F_{ty}) OF 422M STAINLESS STEEL AT ELEVATED TEMPERATURE

A-21084

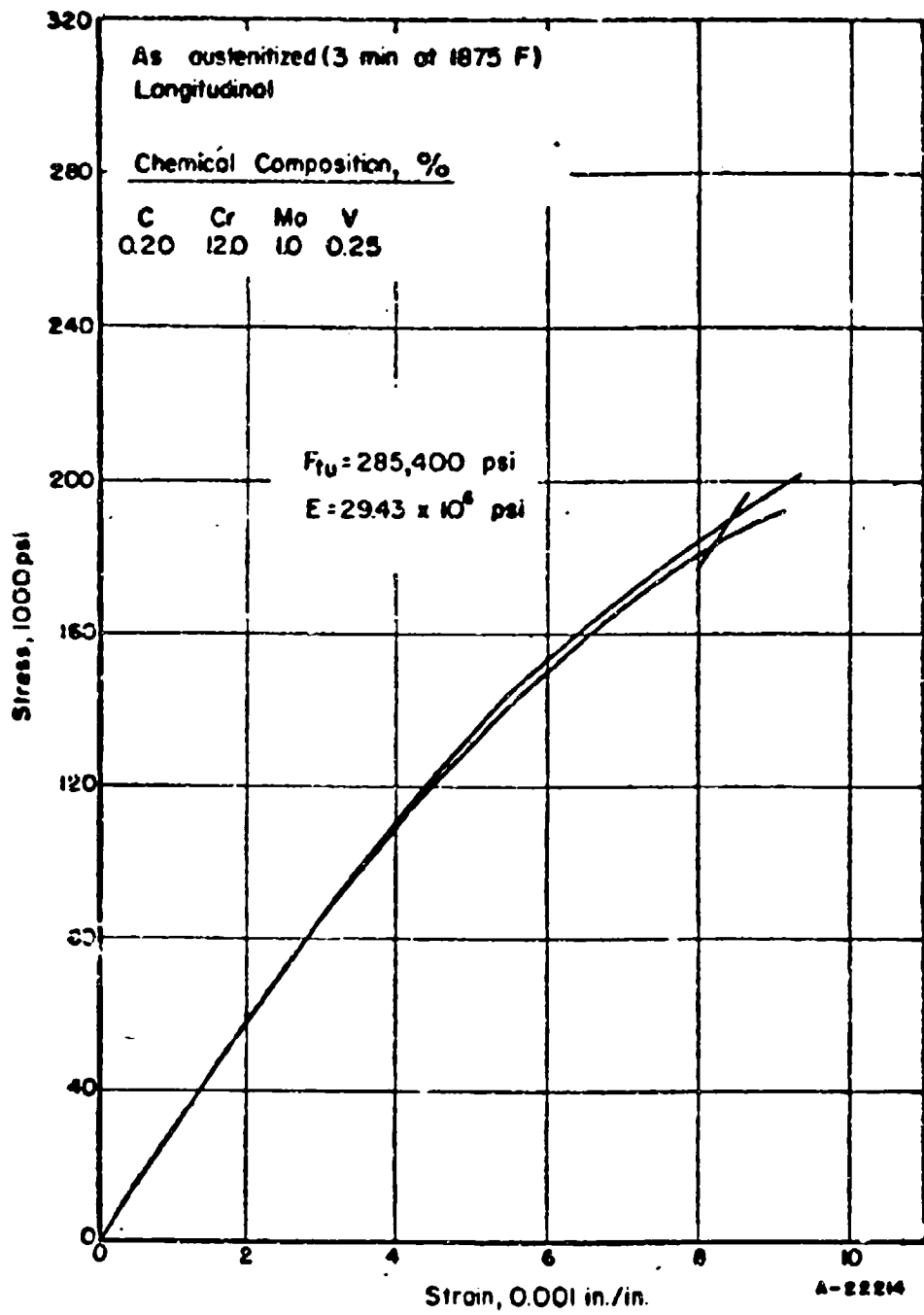


FIGURE 47. TENSILE STRESS-STRAIN CURVES FOR 422M STAINLESS STEEL AT ROOM TEMPERATURE

Ref. 345.

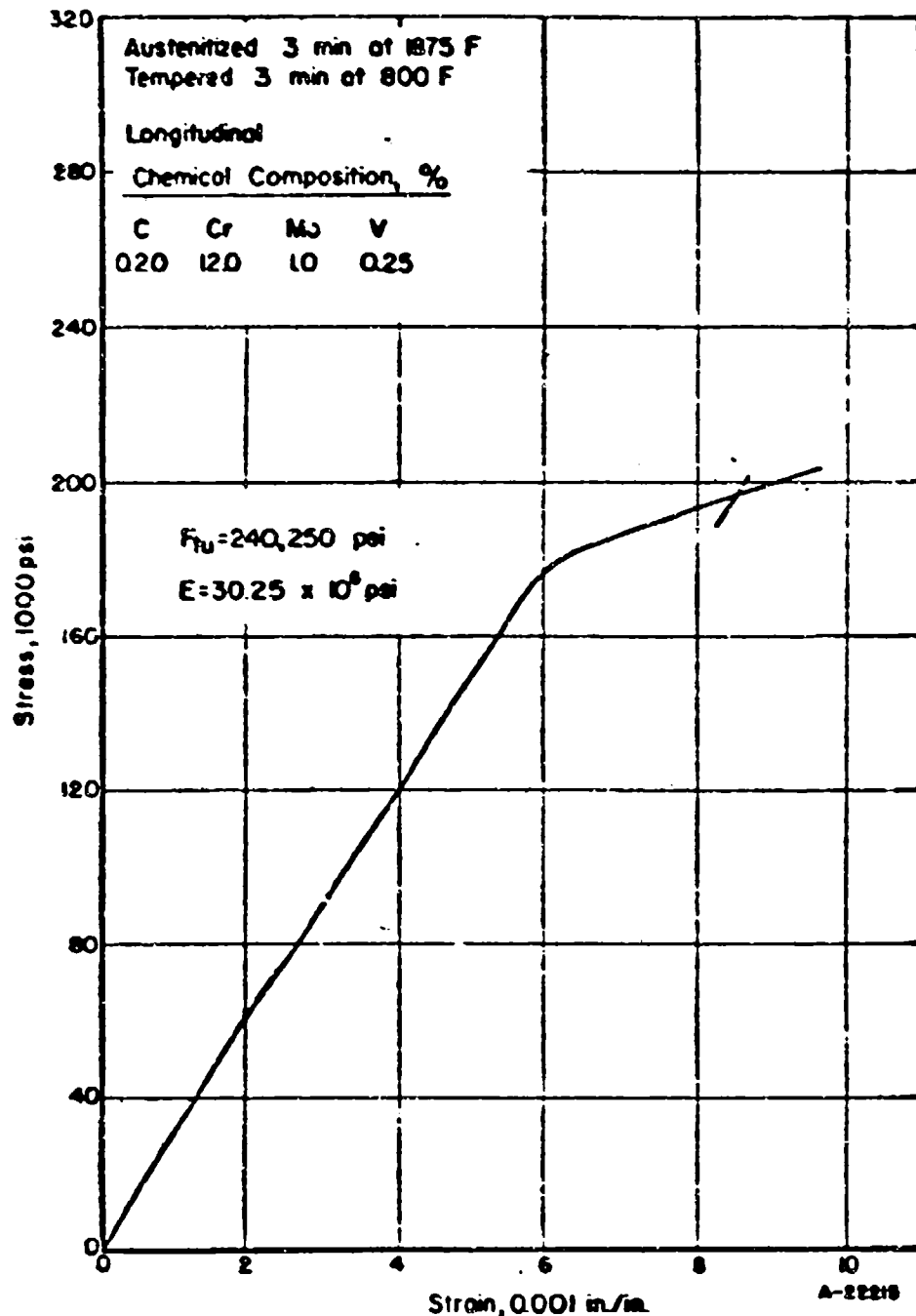


FIGURE 46. TENSILE STRESS-STRAIN CURVE FOR 422M STAINLESS STEEL AT ROOM TEMPERATURE

Ref. 349.

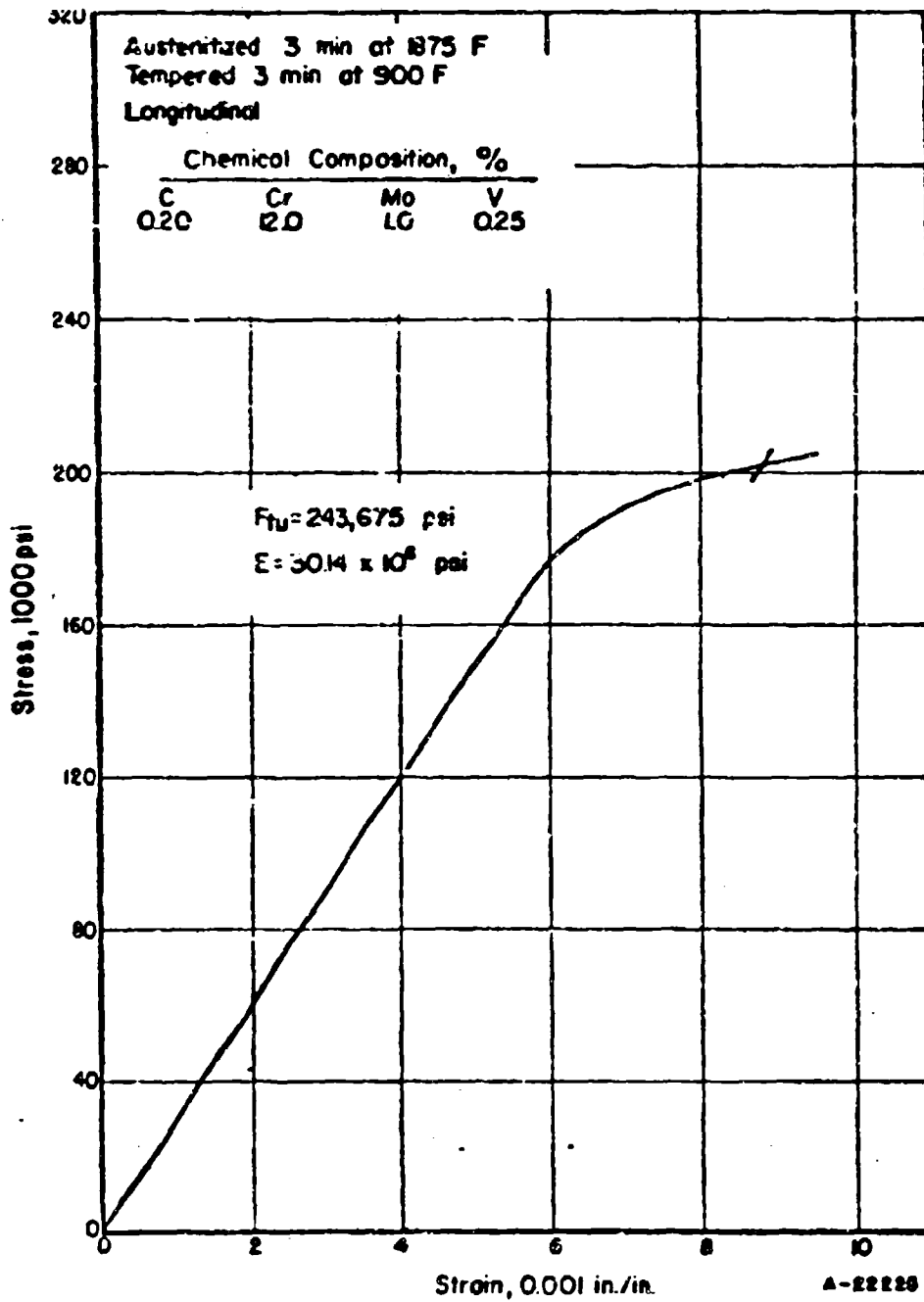


FIGURE 49. TENSILE STRESS-STRAIN CURVE FOR 422M STAINLESS STEEL AT ROOM TEMPERATURE

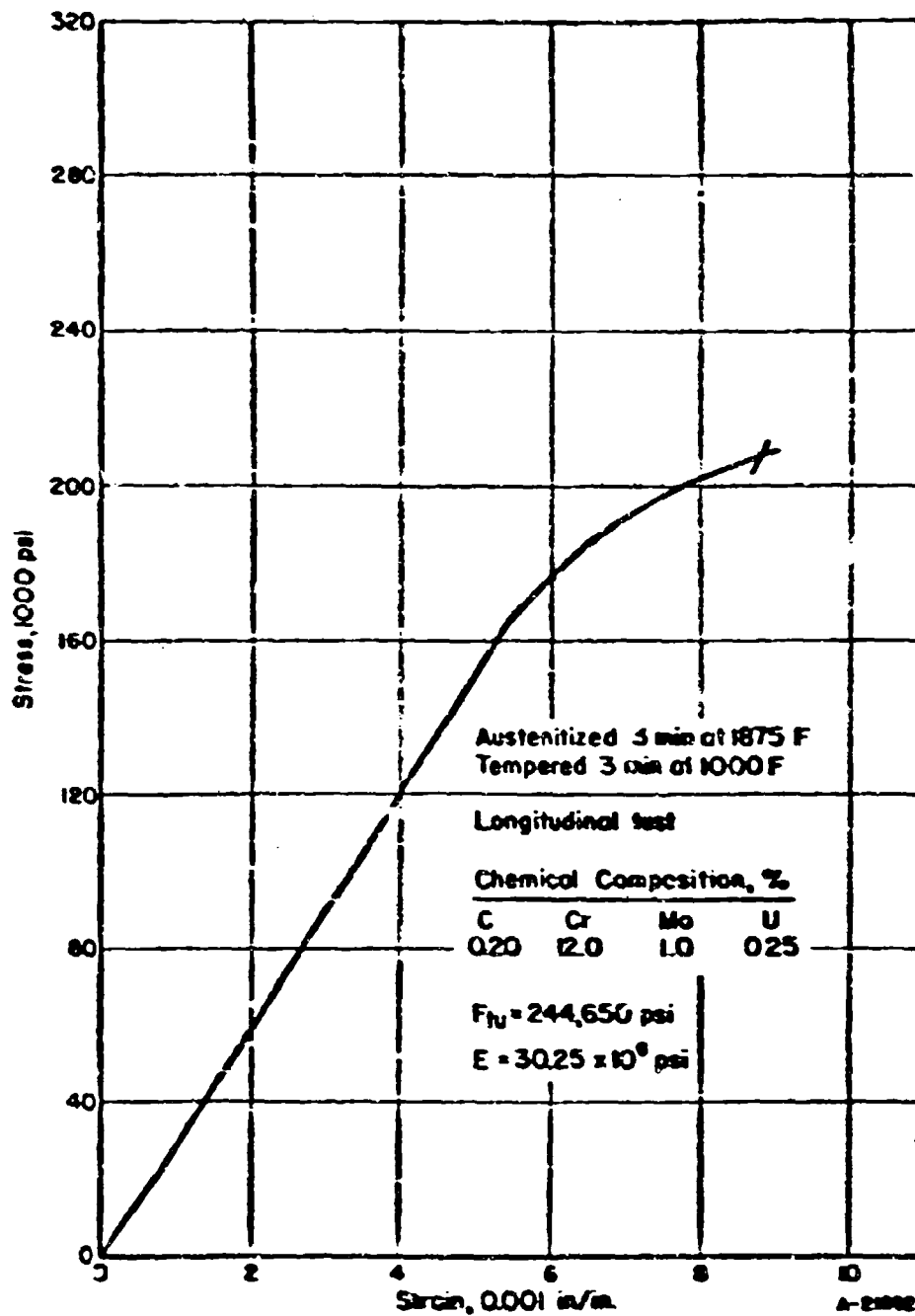


FIGURE 50. TENSILE STRESS-STRAIN CURVE FOR 422M STAINLESS STEEL AT ROOM TEMPERATURE

Ref. 29L

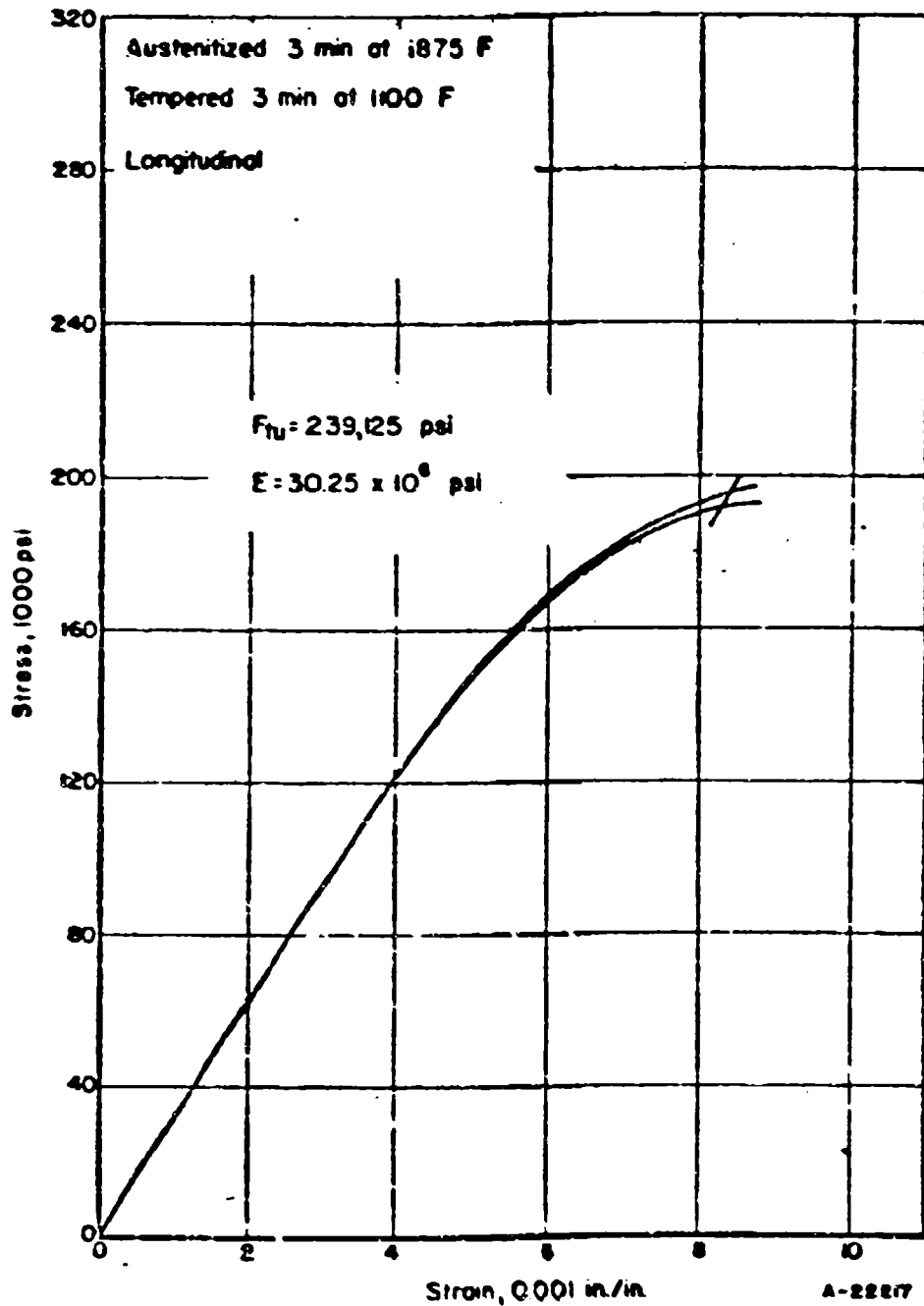



FIGURE 51. TENSILE STRESS-STRAIN CURVES FOR 422M STAINLESS STEEL AT ROOM TEMPERATURE

Ref. 349.



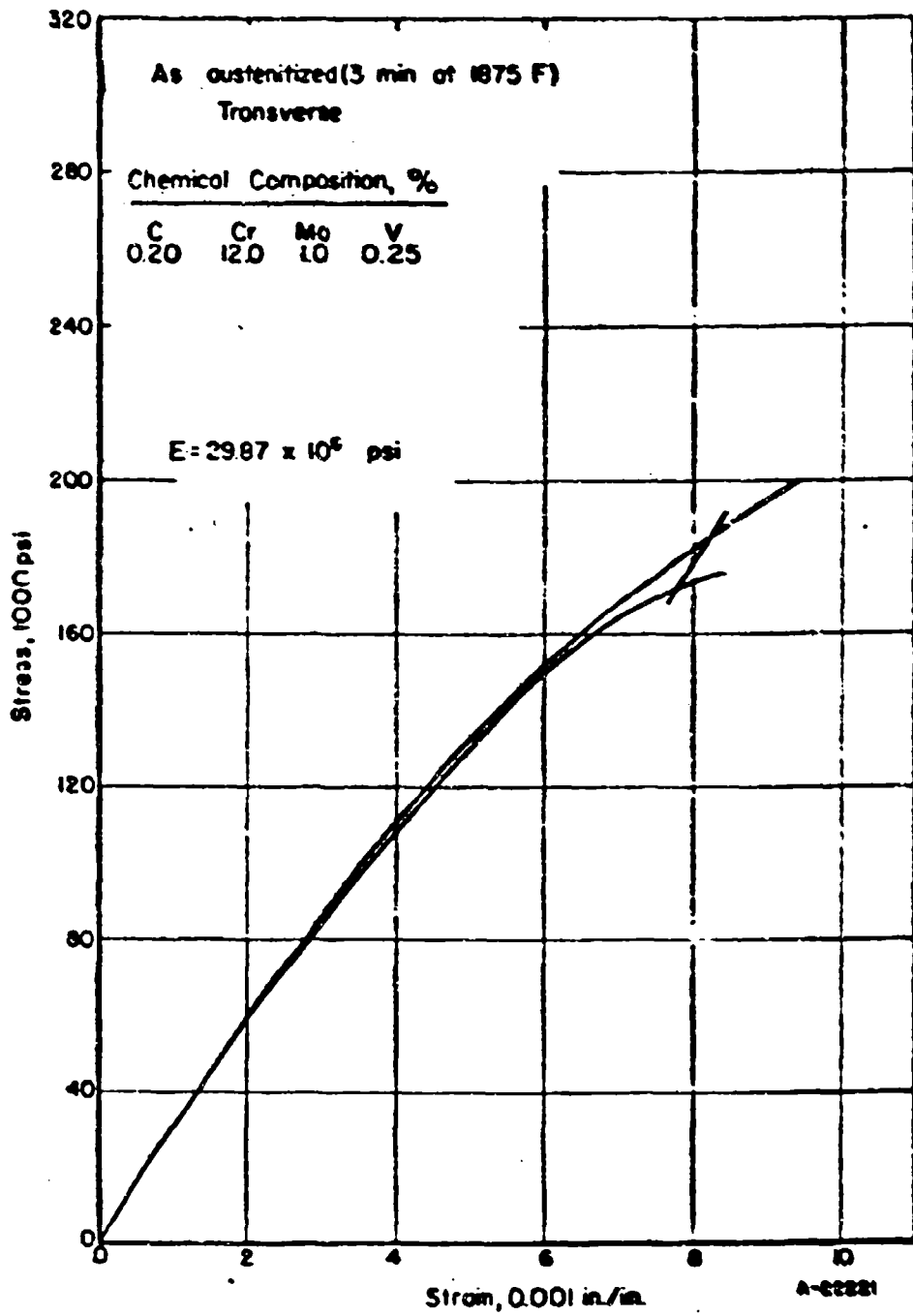


FIGURE 52. TENSILE STRESS-STRAIN CURVES FOR 422M STAINLESS STEEL AT ROOM TEMPERATURE

Ref. 349.

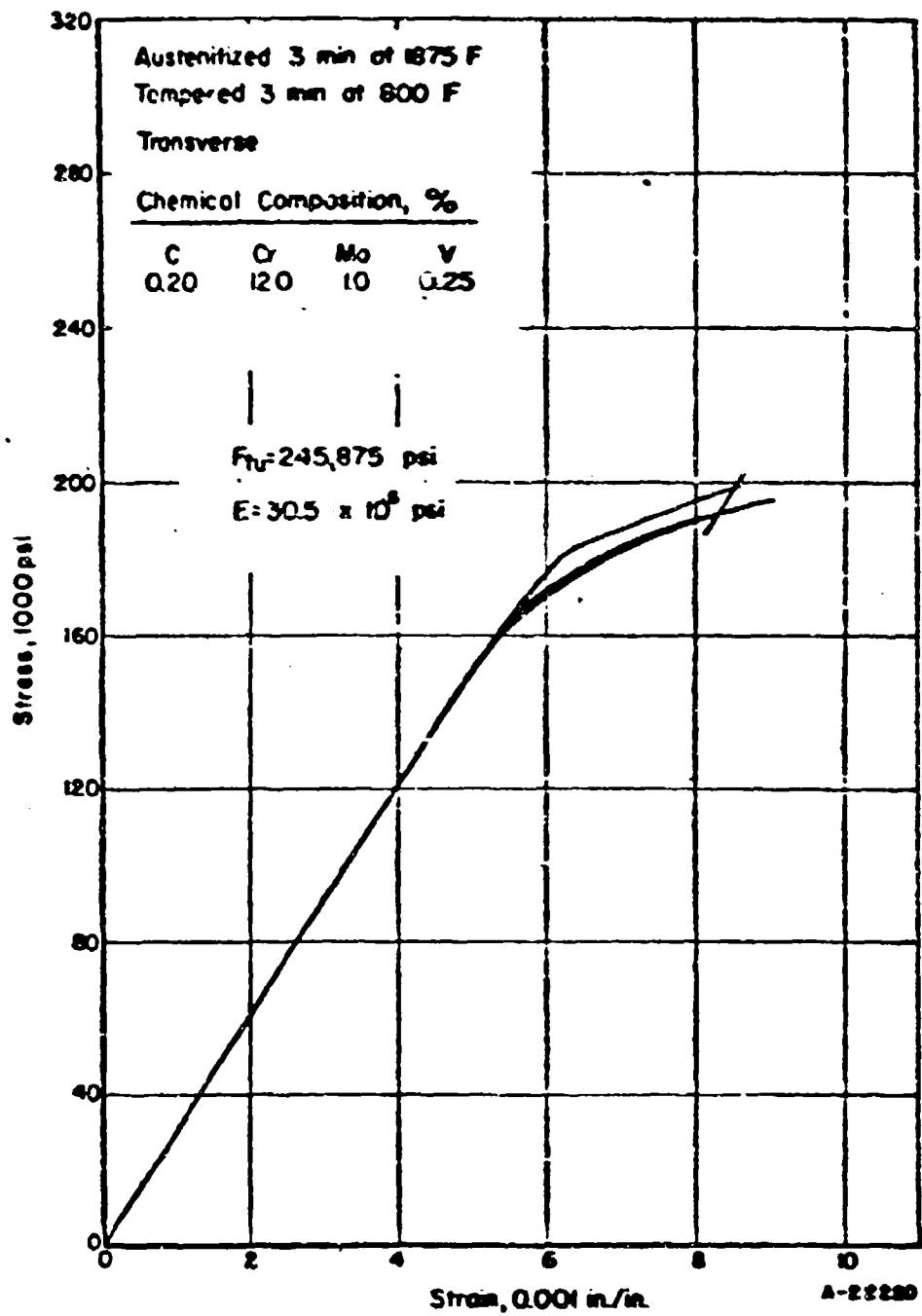


FIGURE 53. TENSILE STRESS-STRAIN CURVES FOR 422M STAINLESS STEEL AT ROOM TEMPERATURE

Ref. 349.

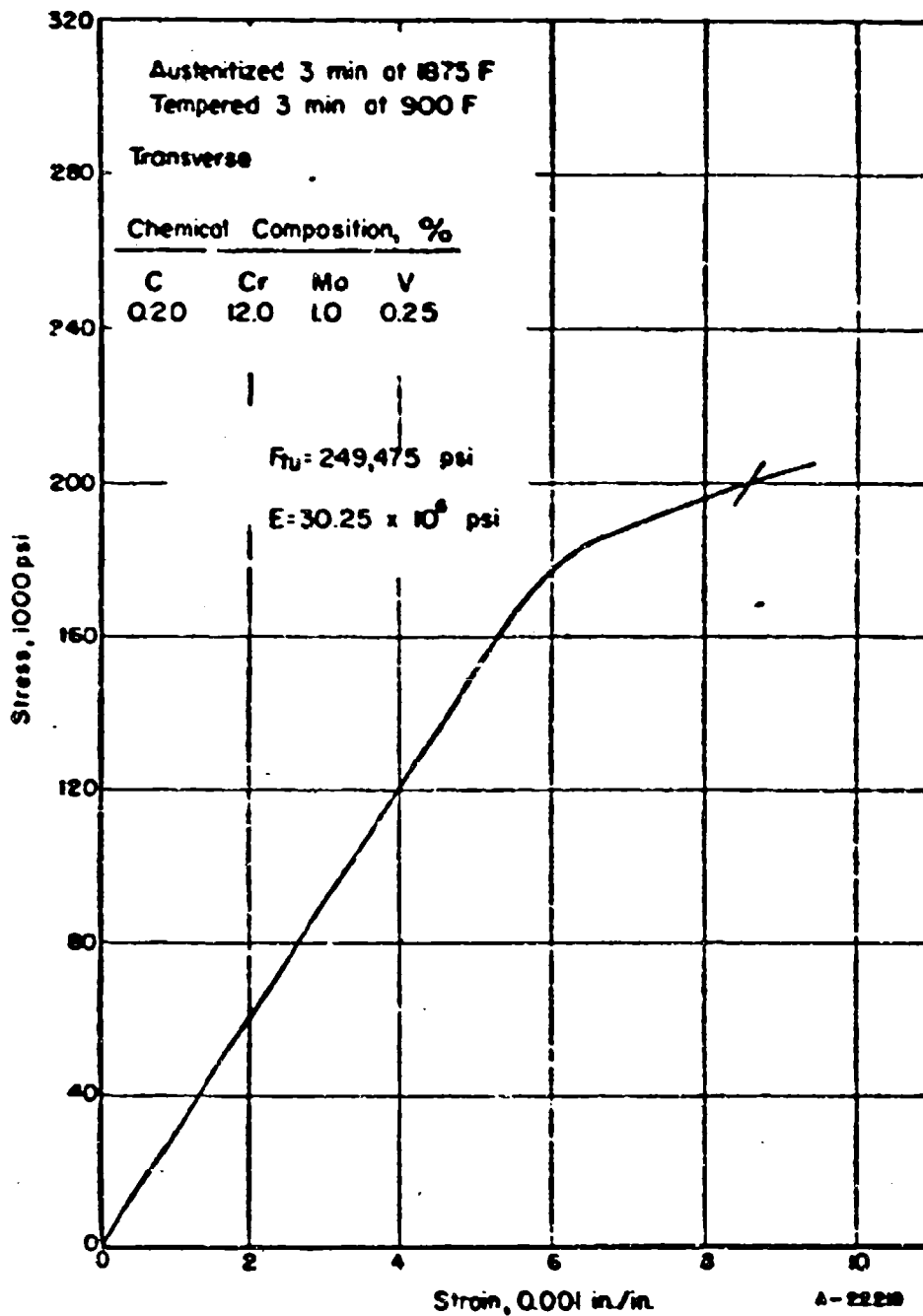


FIGURE 54. TENSILE STRESS-STRAIN CURVE FOR 422M STAINLESS STEEL AT ROOM TEMPERATURE

Ref. 349.

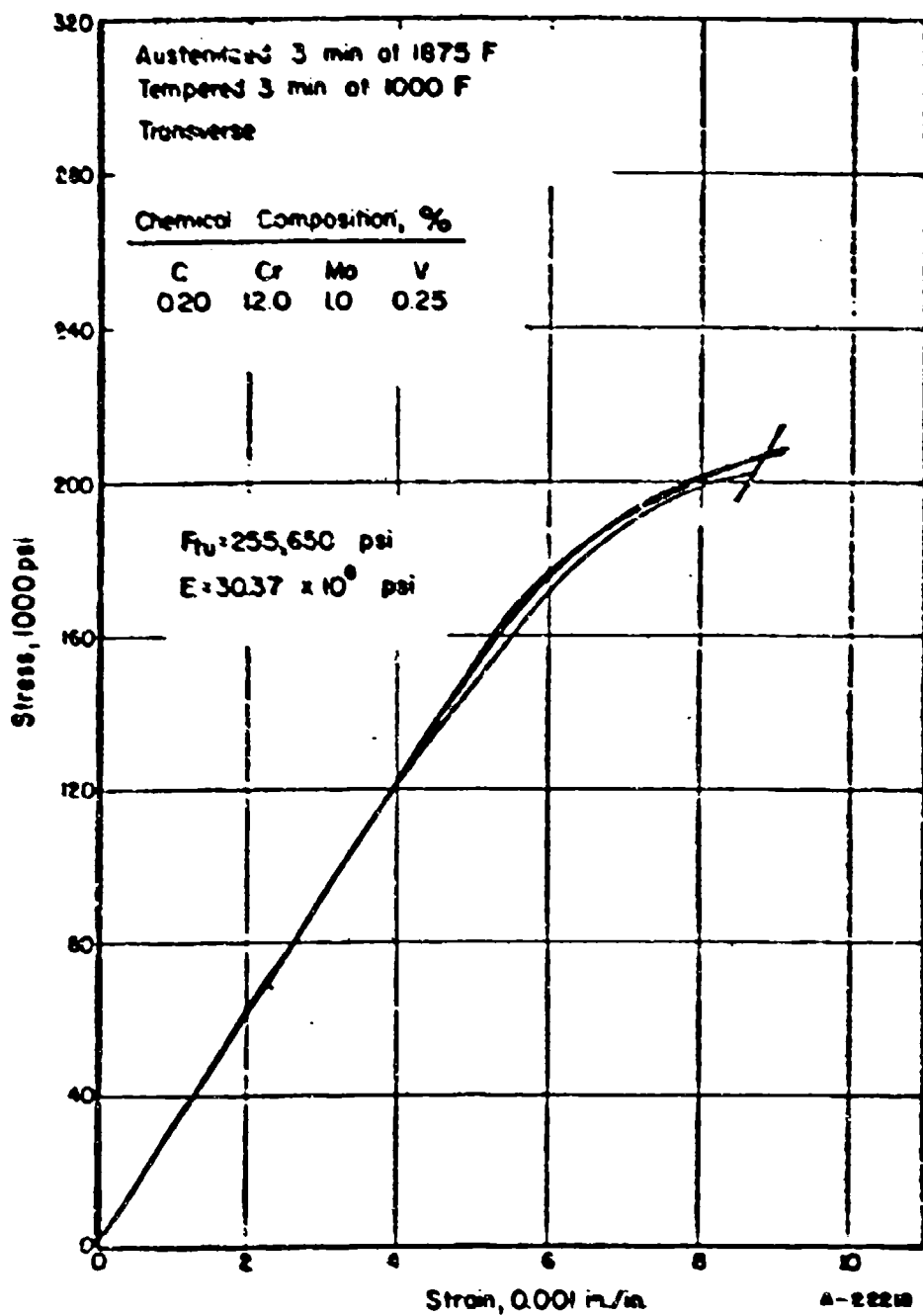


FIGURE 55. TENSILE STRESS-STRAIN CURVES FOR 422M
 STAINLESS STEEL AT ROOM TEMPERATURE

Ref. 349.

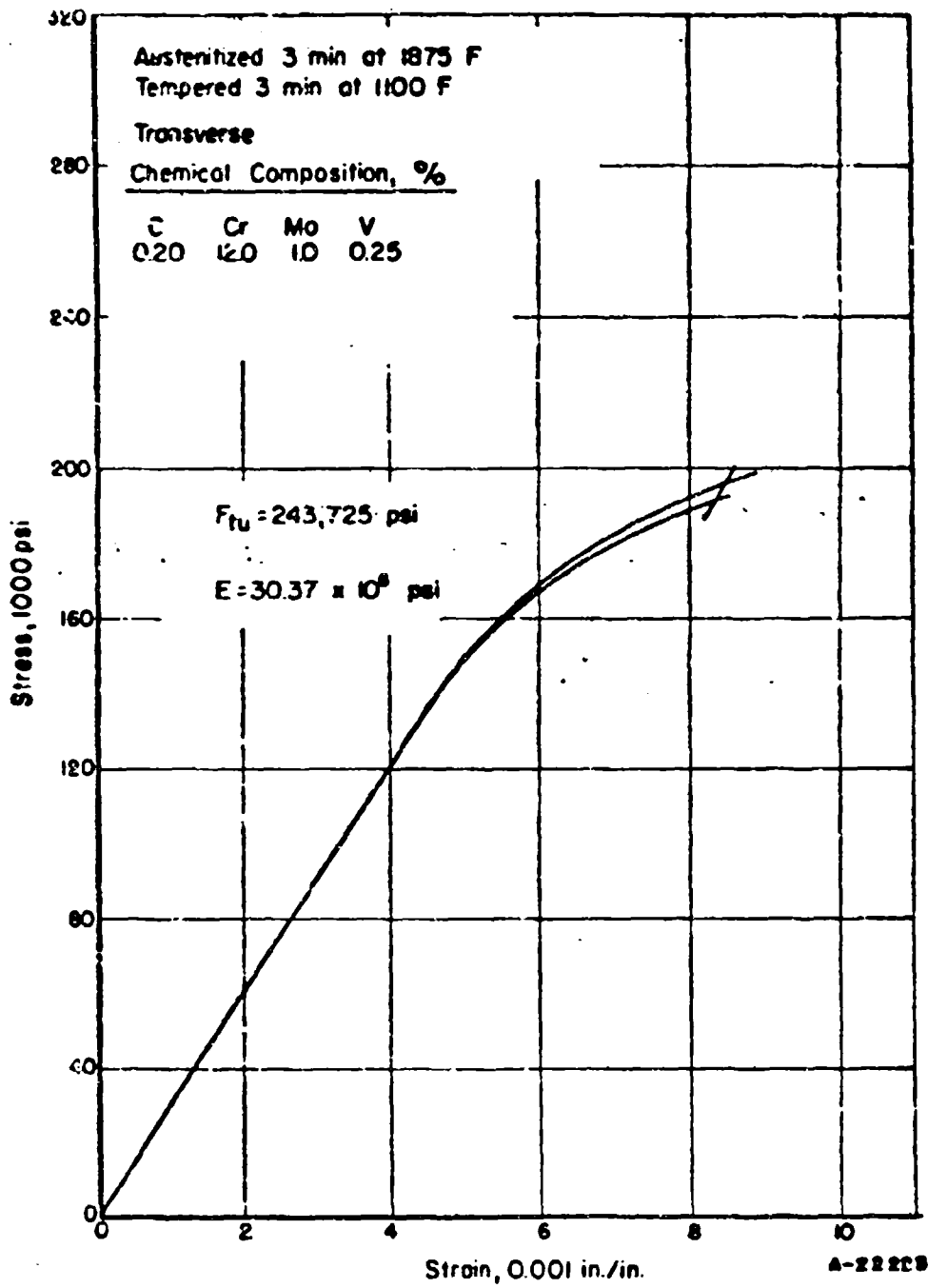


FIGURE 56. TENSILE STRESS-STRAIN CURVES FOR 422M STAINLESS STEEL AT ROOM TEMPERATURE

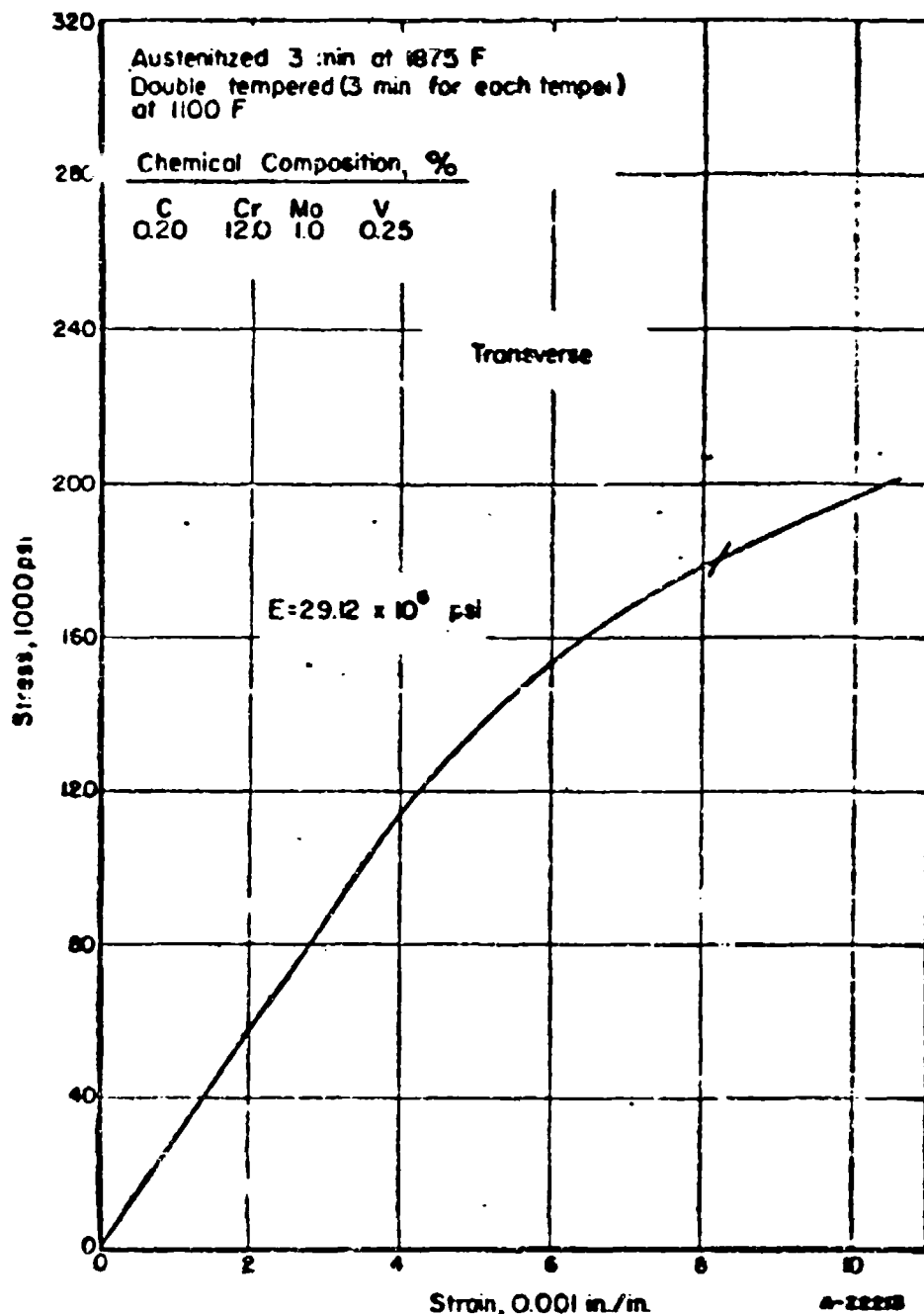


FIGURE 57. TENSILE STRESS-STRAIN CURVE FOR 422M STAINLESS STEEL AT ROOM TEMPERATURE

Ref. 349.

17-7PH STAINLESS STEEL
(AMS-5528)

17-7PH is a precipitation-hardenable stainless steel that has good strength properties up to 700 F. The composition is balanced so that, as annealed, the alloy is austenitic. Hardening is accomplished by a double heat treatment. The first heat treatment is at 1400 F to precipitate chromium carbides and thereby render the alloy unstable; then, on cooling to below 250 F the austenite transforms to martensite (with transformation essentially complete at 60 F). The second heat treatment is at 950 to 1050 F to promote precipitation of what are thought to be aluminum compounds in the martensitic matrix(358)*. The nominal chemical composition for 17-7PH is shown in Table 4, and minimum tensile properties are given in Table 5.

TABLE 4. NOMINAL CHEMICAL
COMPOSITION OF
17-7PH STAINLESS
STEEL (AMS-5528)

Element	Weight Per Cent
Carbon, Maximum	0.09
Chromium	17.00
Nickel	7.00
Aluminum	1.20
Iron	Balance

TABLE 5. MINIMUM MECHANICAL PROPERTIES
OF 17-7PH STAINLESS STEEL

Property	Condition (TH-1050) (AMS-5528)	Condition (TH-950) No Specification Available
Ultimate Tensile (F_{tu})	180,000 psi	185,000 psi
Tensile Yield (F_{ty})	150,000 psi	165,000 psi
Elongation (e) in 2 inches	6 per cent	6 per cent

*See bibliography in Appendix II.

Condition TH 1050

Condition TH 1050 is developed in steps from Condition A and then Condition Y. The steel is first solution annealed at $1950\text{ F} \pm 25\text{ F}$ for 3 minutes per each 0.1 inch of thickness. This treatment drives the chromium carbides into solution in the austenite, thus stabilizing the austenite against martensitic transformation and effectively depresses the M_s temperature. This brings the steel to Condition A. The steel is then treated at $1400\text{ F} \pm 25\text{ F}$ for 90 minutes which results in Condition Y. The steel is now conditioned so that sufficient austenite transformation can be obtained at 60 F on cooling. Finally, Condition TH 1050 is attained by precipitation hardening at 1050 F .

Condition TH 950

Condition TH 950 is developed in the same way, except that the final precipitation hardening takes place at 950 F .

The short-time, elevated-temperature properties of 17-7PH are shown in the following curves:

- (1) Tensile properties, Figures 53 through 63 and 66 through 89
- (2) Compressive properties, Figures 64 and 65
- (3) Bearing properties, Figures 66 through 69
- (4) Shear properties, Figures 70 and 71
- (5) Modulus of elasticity, Figures 72, 78, and 83
- (6) Stress-strain curves, Figures 73 through 77, 79 through 83, and 85.

Design properties of 17-7PH (TH 1050) are fairly well established, but only tensile properties are available for 17-7PH (TH 950).

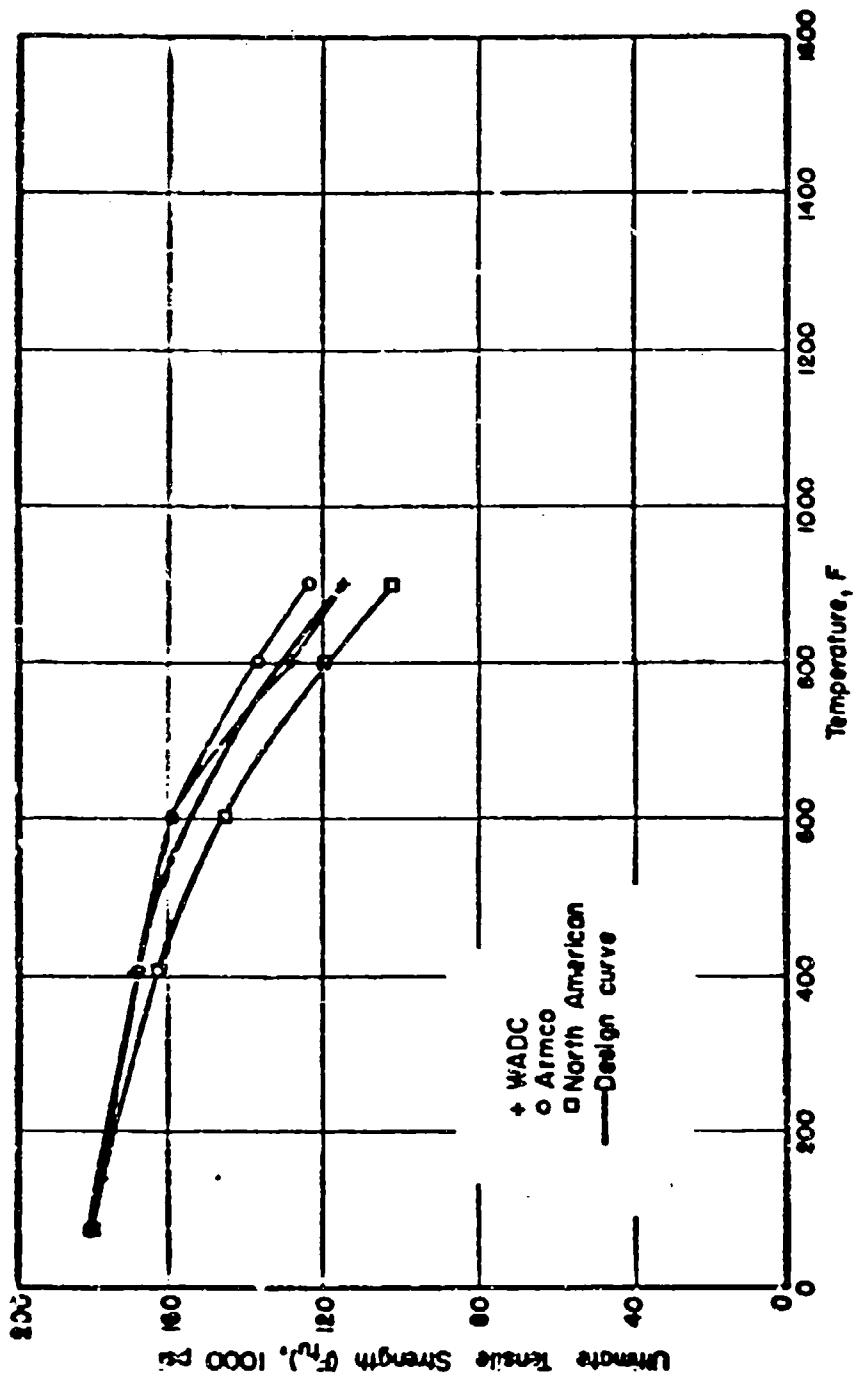


FIGURE 58. TENSILE STRENGTH (F_{tu}) OF 17-7PH (TH 1050) STAINLESS STEEL AT ELEVATED TEMPERATURE

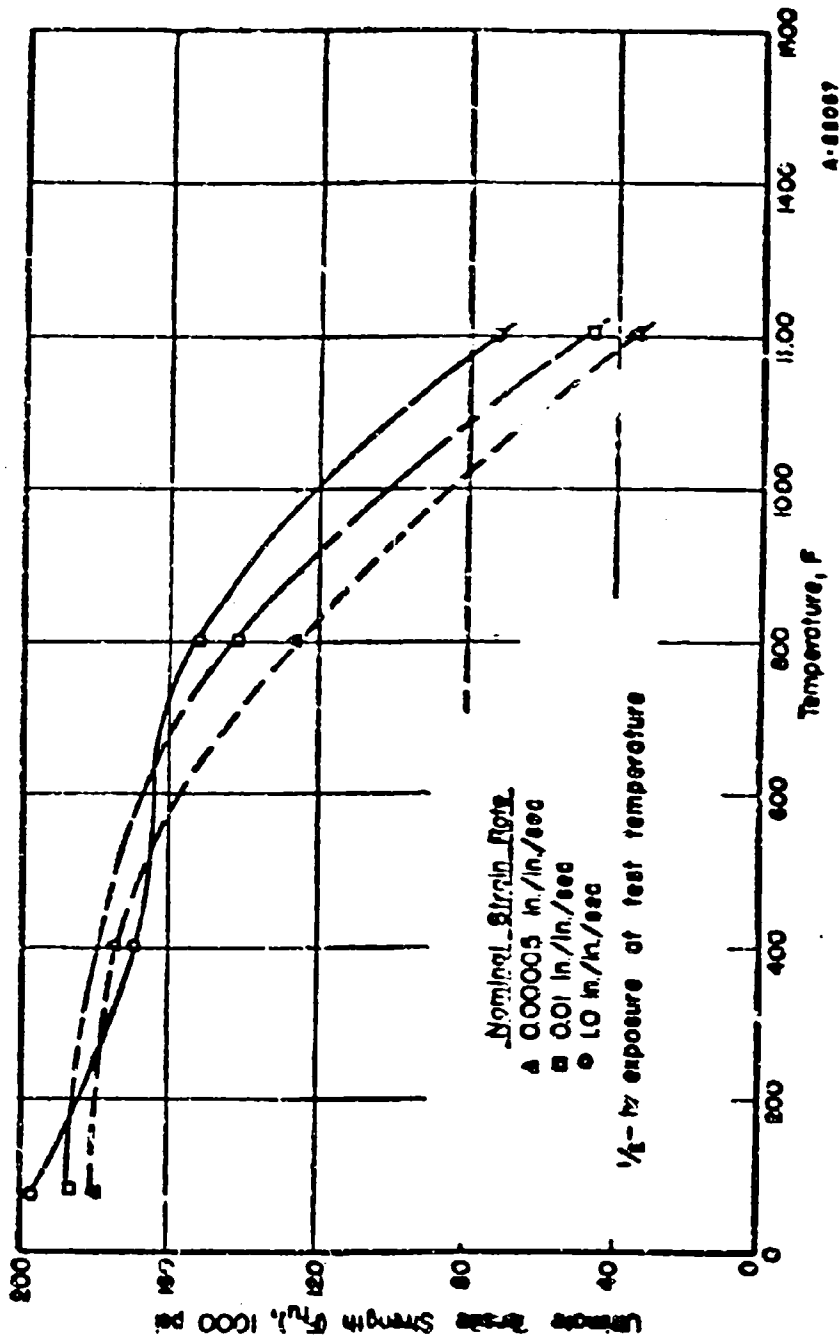


FIGURE 19. EFFECT OF STRAIN RATE ON TENSILE STRENGTH (F_u) OF 17-7PH STAINLESS STEEL AT ELEVATED TEMPERATURE

Ref. WADC 55-199, Part 3, p 74.

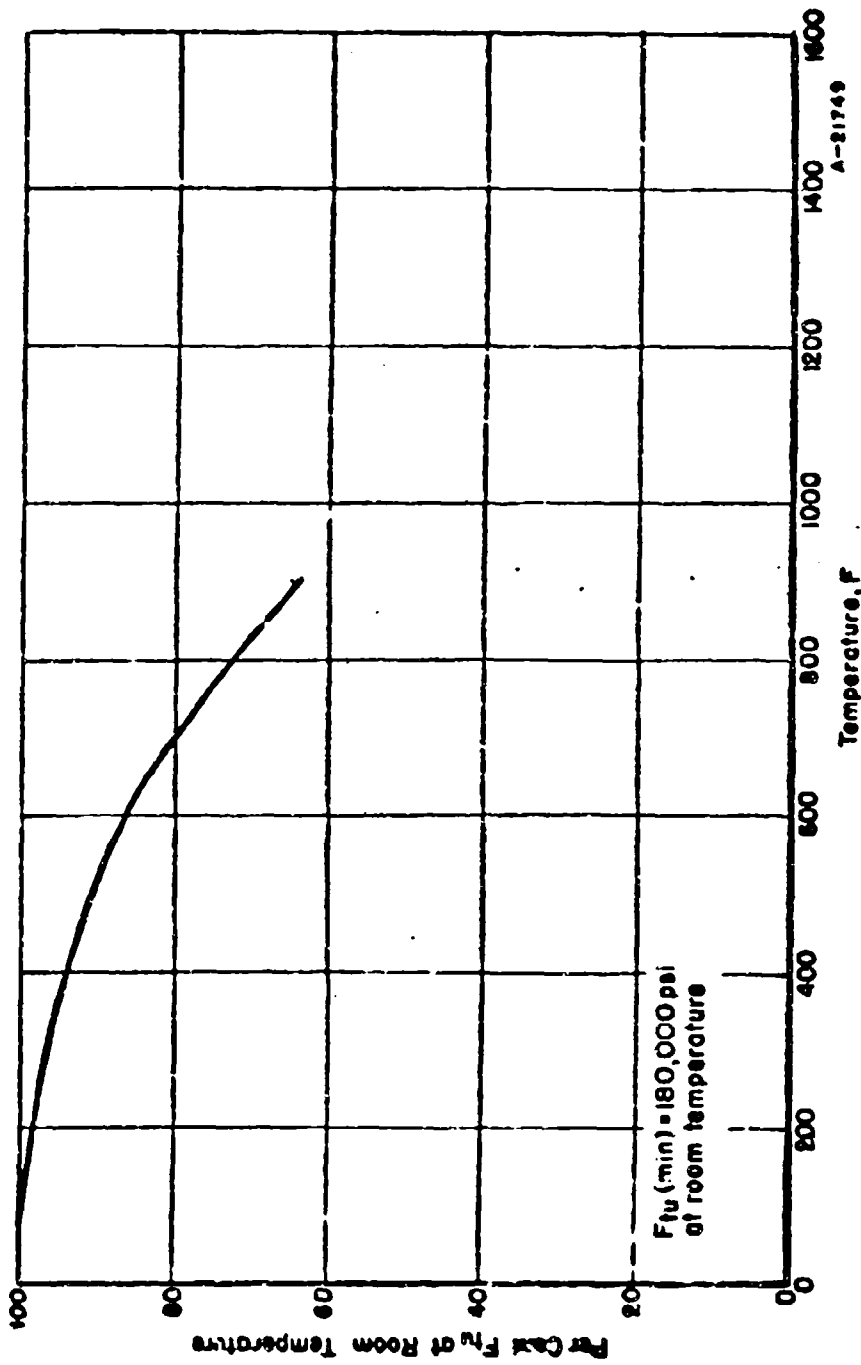


FIGURE 60. DESIGN CURVE FOR TENSILE STRENGTH (F_{tu}) OF 17-7PH (TH 1050) STAINLESS STEEL AT ELEVATED TEMPERATURE

A-21749

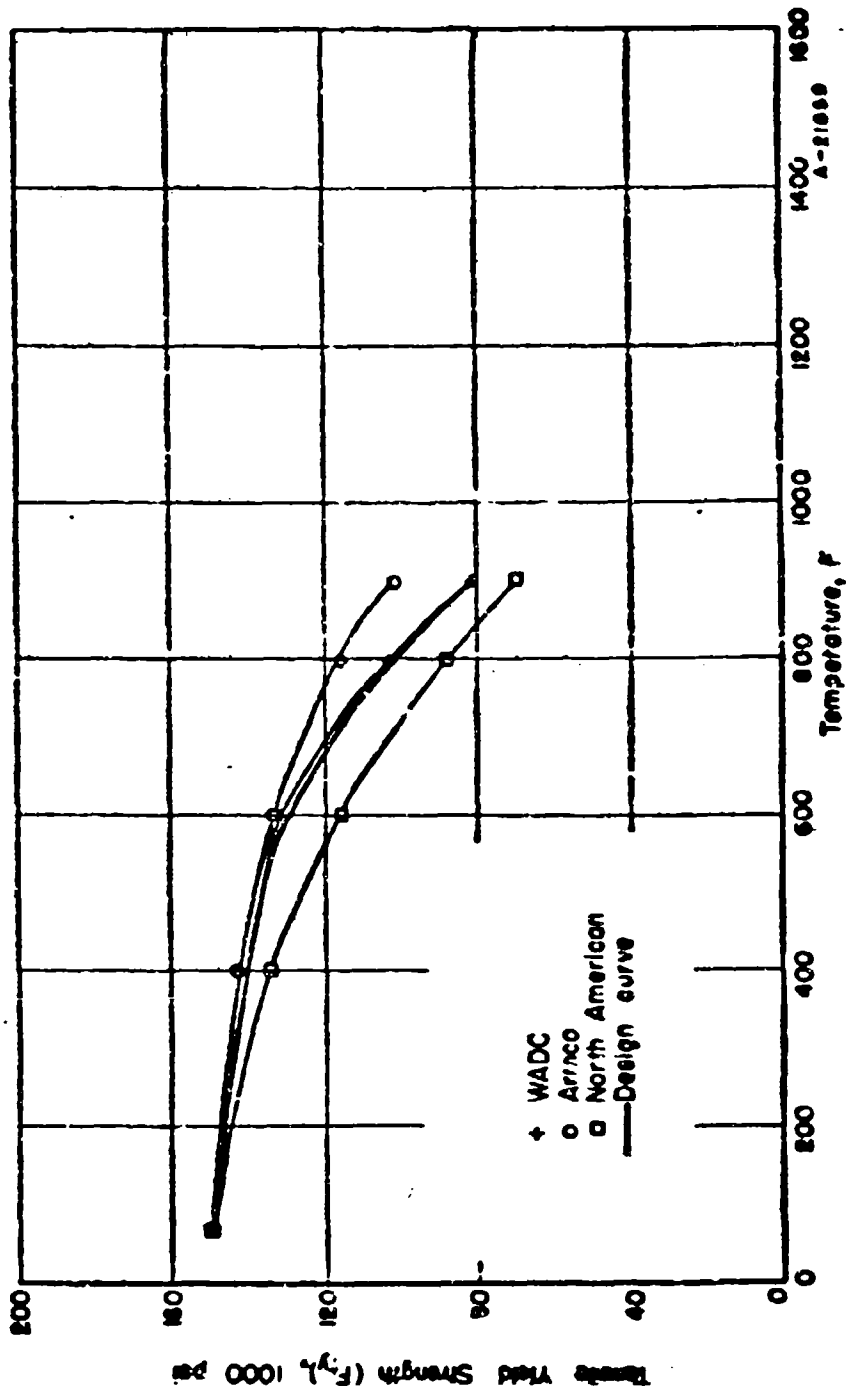


FIGURE 61. TENSILE YIELD STRENGTH (F_y) OF 17-7PH (TH 1050) STAINLESS STEEL AT ELEVATED TEMPERATURE

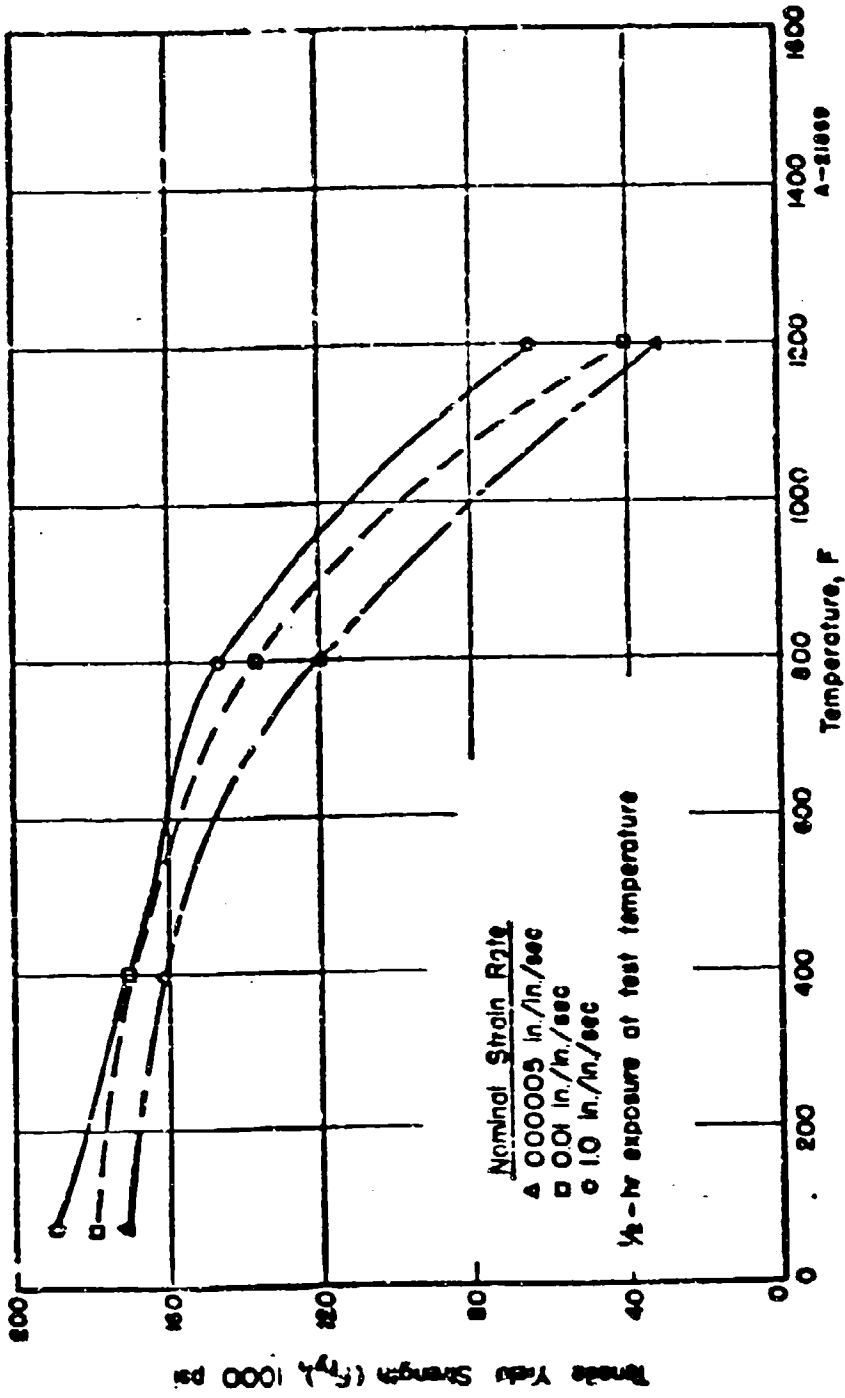


FIGURE 62. EFFECT OF STRAIN RATE ON THE TENSILE YIELD STRENGTH (F_{ty}) OF 17-7PH (TH 1050) STAINLESS STEEL AT ELEVATED TEMPERATURE

Ref. WADC 55-199, Part 2, p 74.

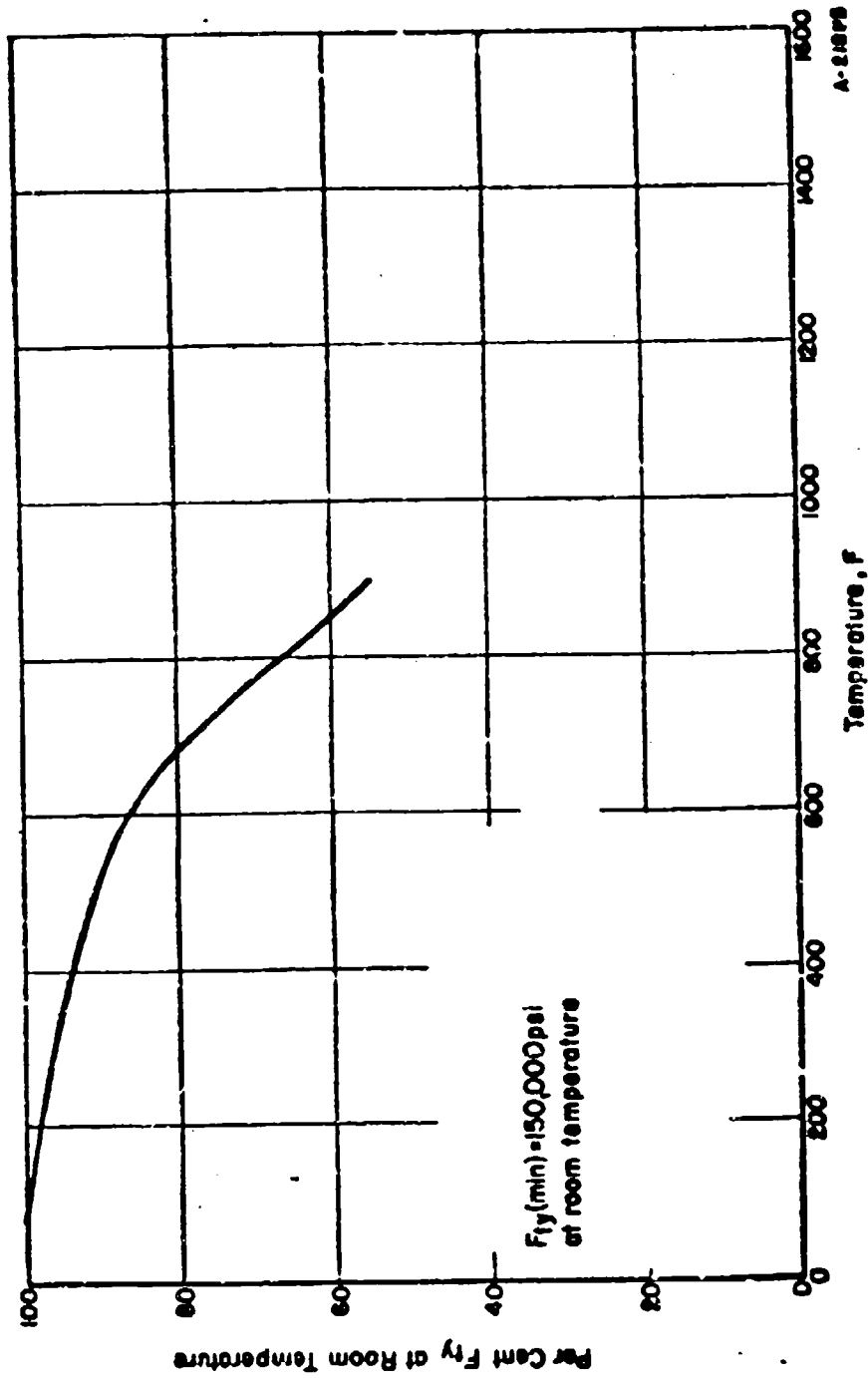


FIGURE 63. DESIGN CURVE FOR TENSILE YIELD STRENGTH (F_{ty}) OF 17-7PH (TH 1050) STAINLESS STEEL AT ELEVATED TEMPERATURE

A-21878

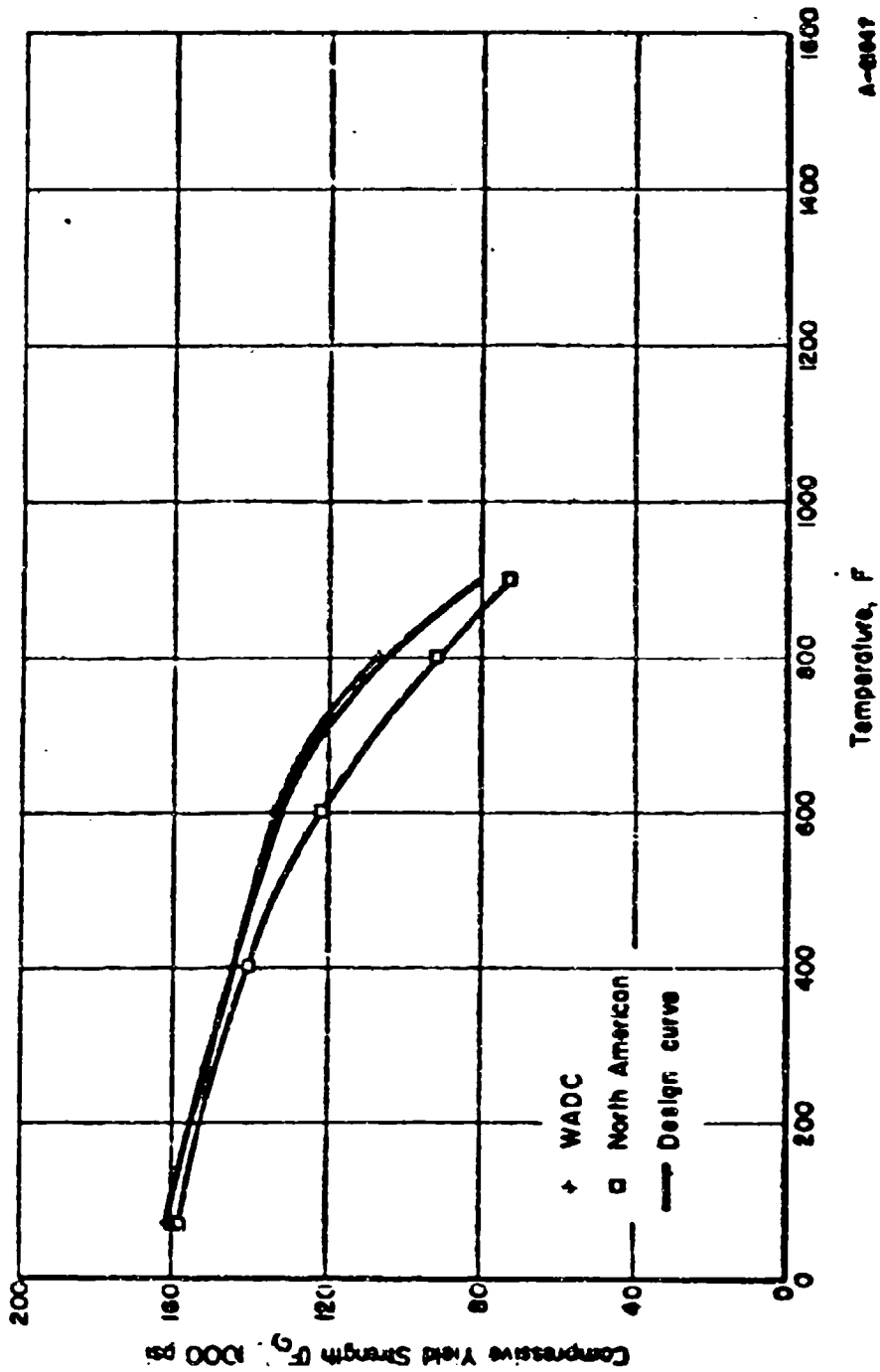


FIGURE 64. COMPRESSIVE YIELD STRENGTH (F_{cy}) OF 17-7PH (TH 1050) STAINLESS STEEL AT ELEVATED TEMPERATURE

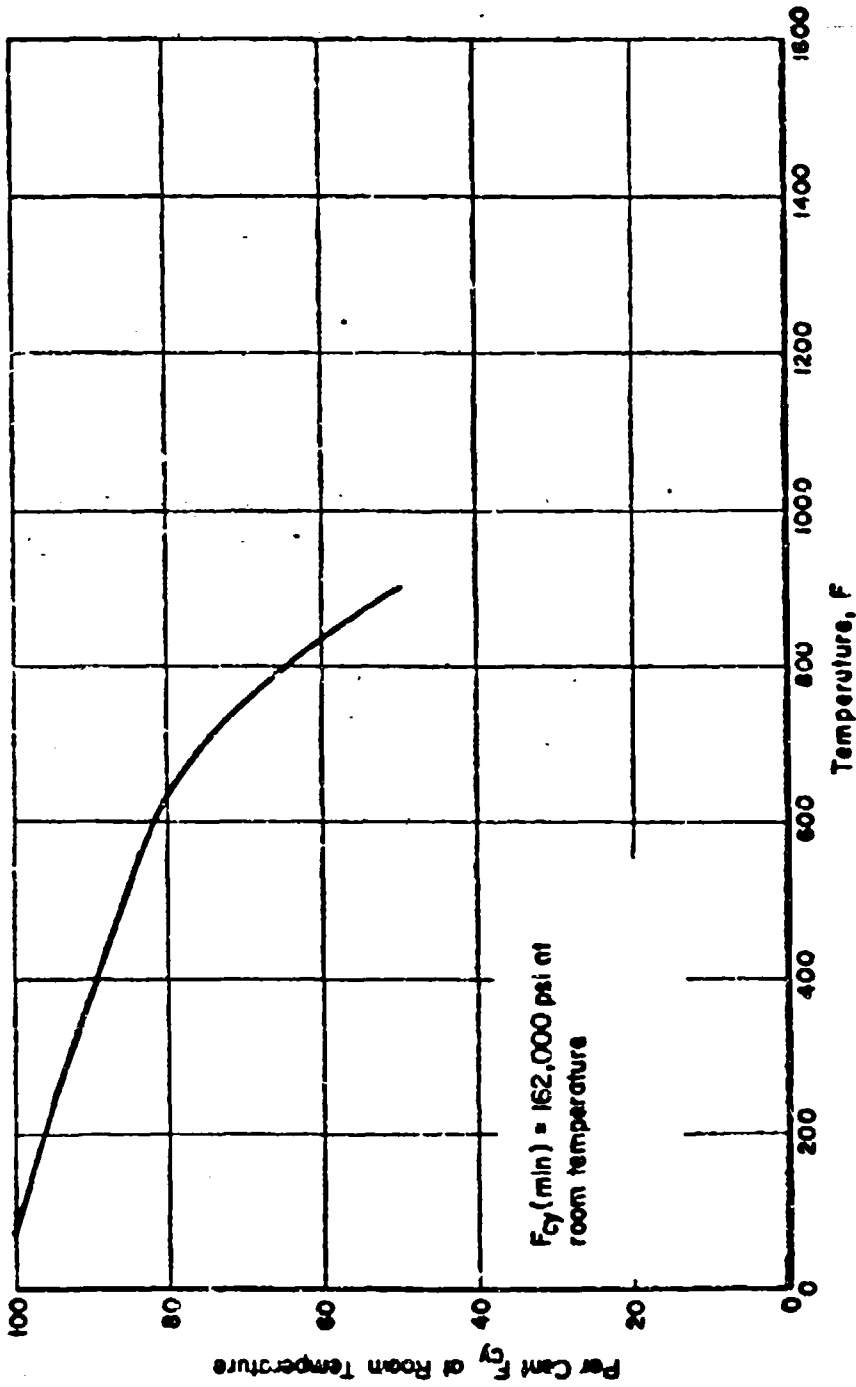


FIGURE 63. DESIGN CURVE FOR COMPRESSIVE YIELD STRENGTH (F_{cy}) OF 17-7PH (TH 1050) STAINLESS STEEL AT ELEVATED TEMPERATURE

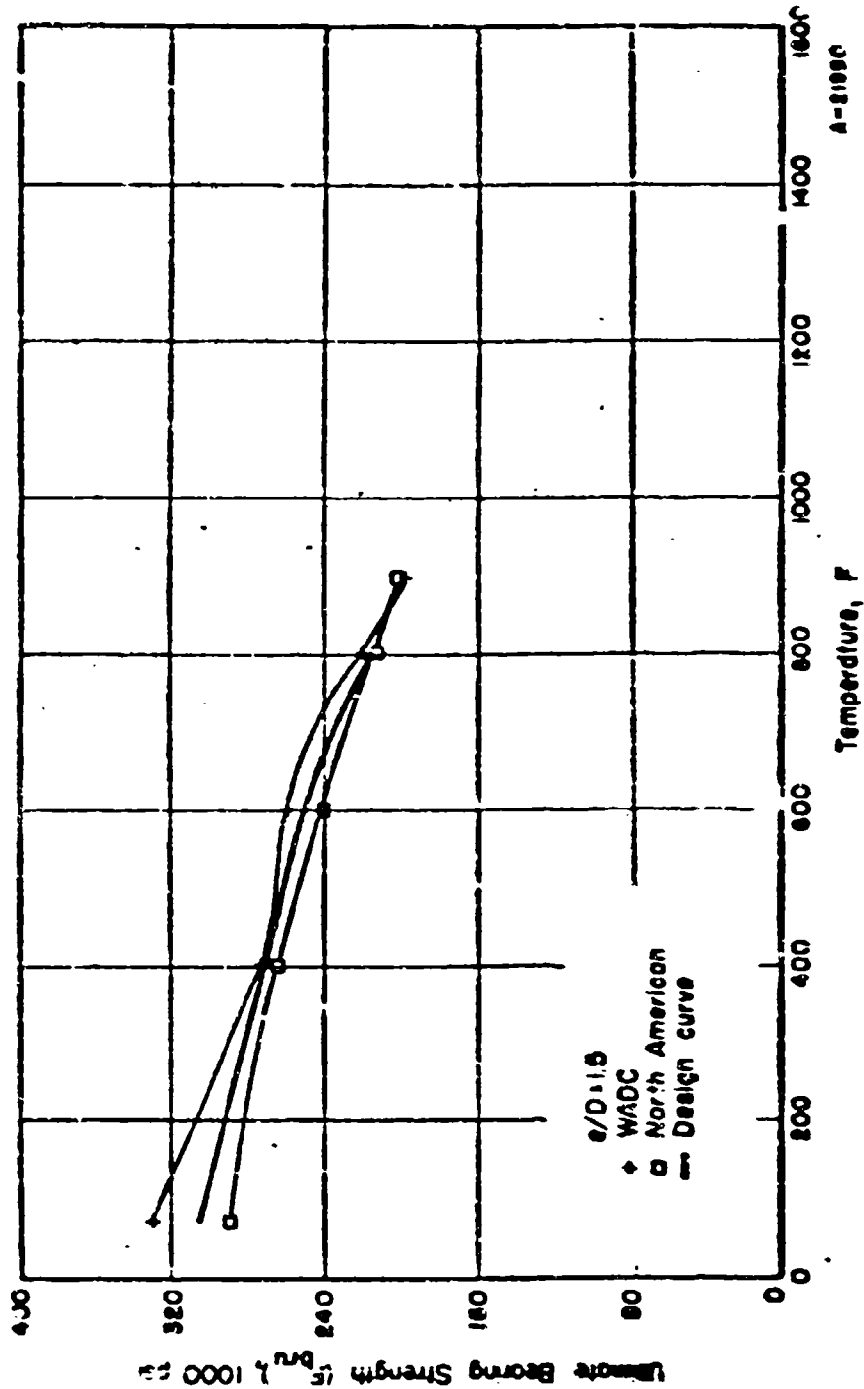


FIGURE 66. BEARING STRENGTH (F_b) OF 17-7PH (TI 1050) STAINLESS STEEL AT ELEVATED TEMPERATURE

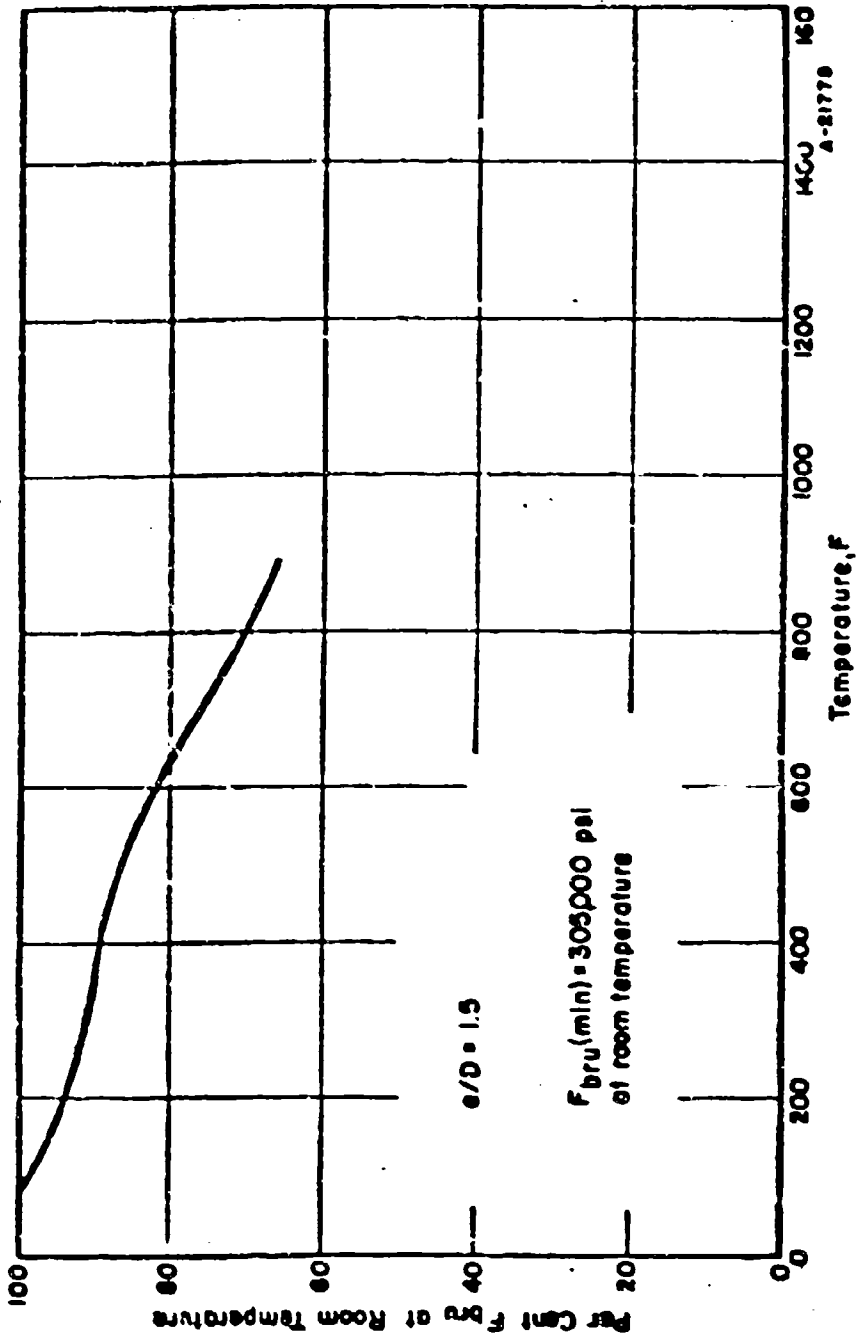


FIGURE 67. DESIGN CURVE FOR BEARING STRENGTH (F_{bru}) OF 17-7PH (TH 1050) STAINLESS STEEL AT ELEVATED TEMPERATURE

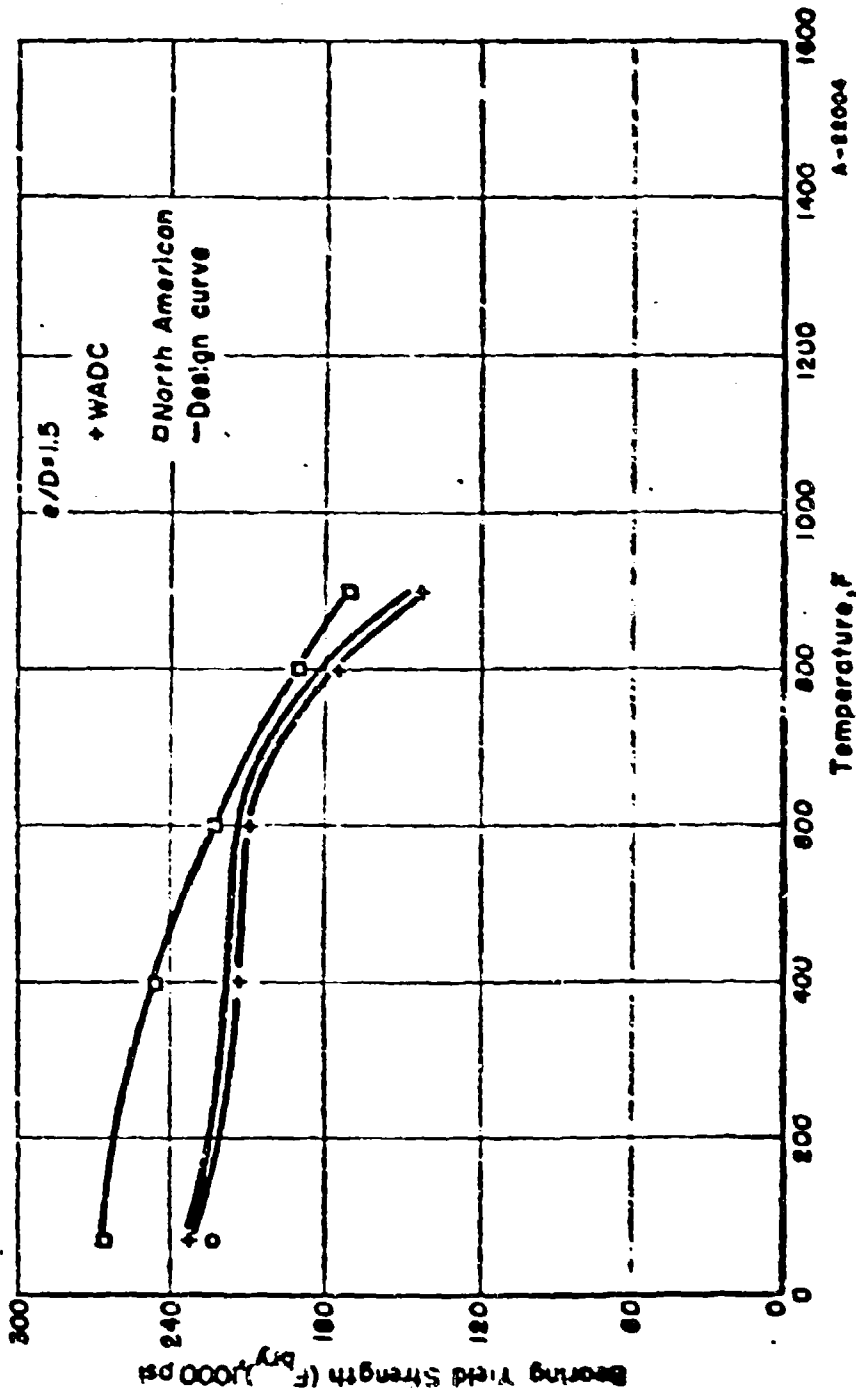


FIGURE 68. BEARING YIELD STRENGTH (F_{bry}) OF 17-7PH (TH 1050) STAINLESS STEEL AT ELEVATED TEMPERATURE

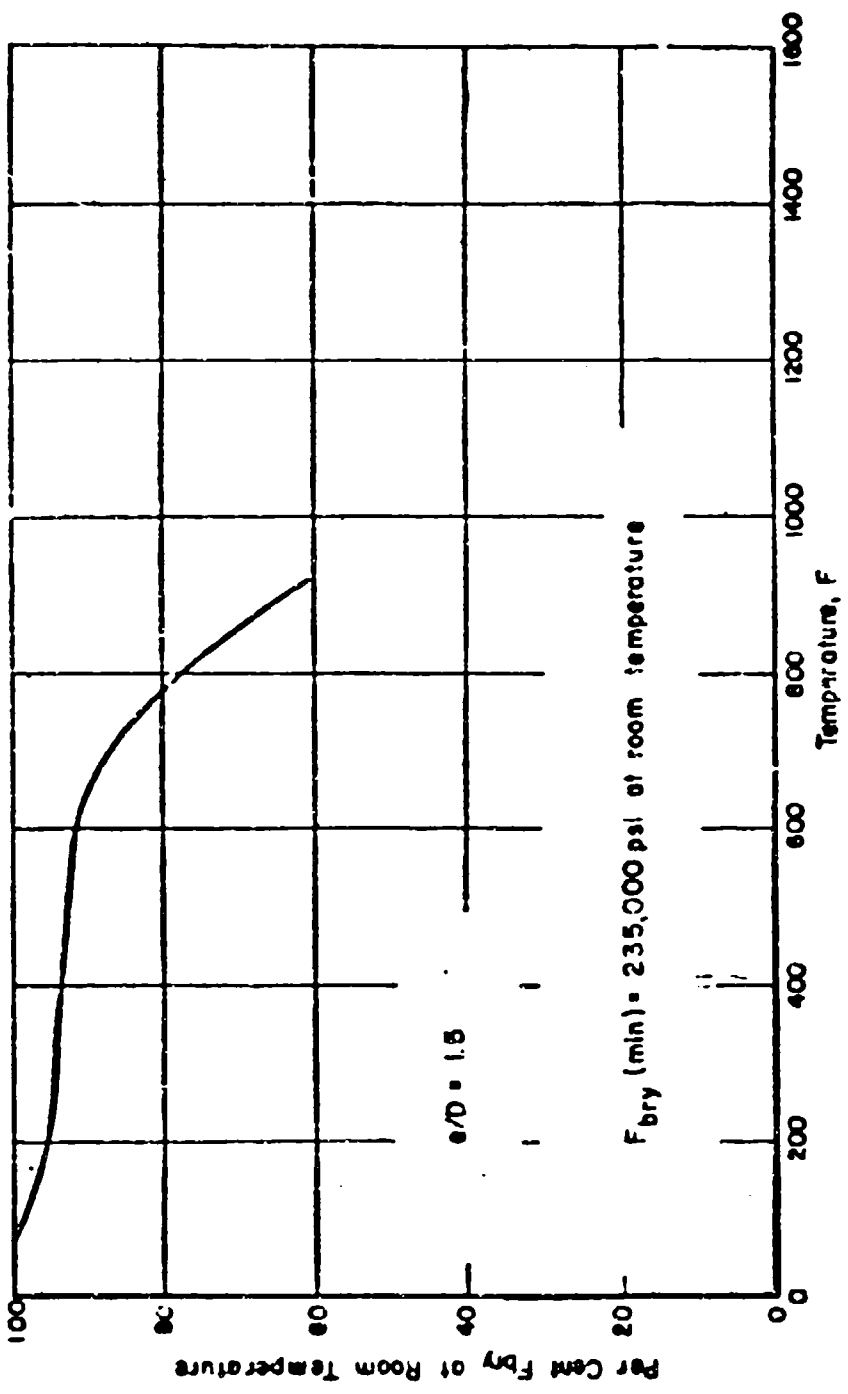


FIGURE 69. DESIGN CURVE FOR BEARING YIELD STRENGTH (F_{bry}) OF 17-7PH (TH 1050) STAINLESS STEEL AT ELEVATED TEMPERATURE

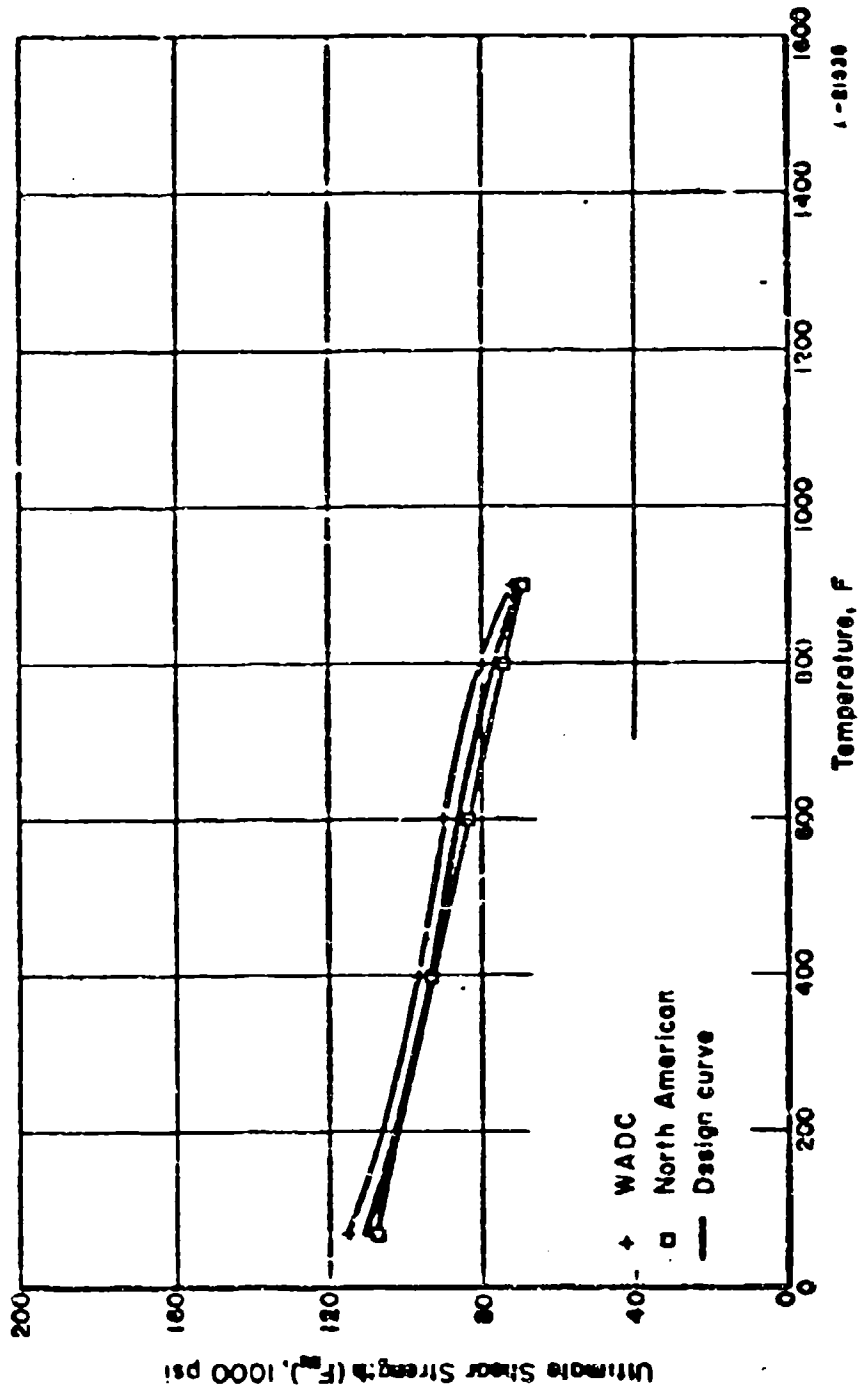


FIGURE 70. SHEAR STRENGTH (F_{su}) OF 17-7PH (TH 1050) STAINLESS STEEL AT ELEVATED TEMPERATURE

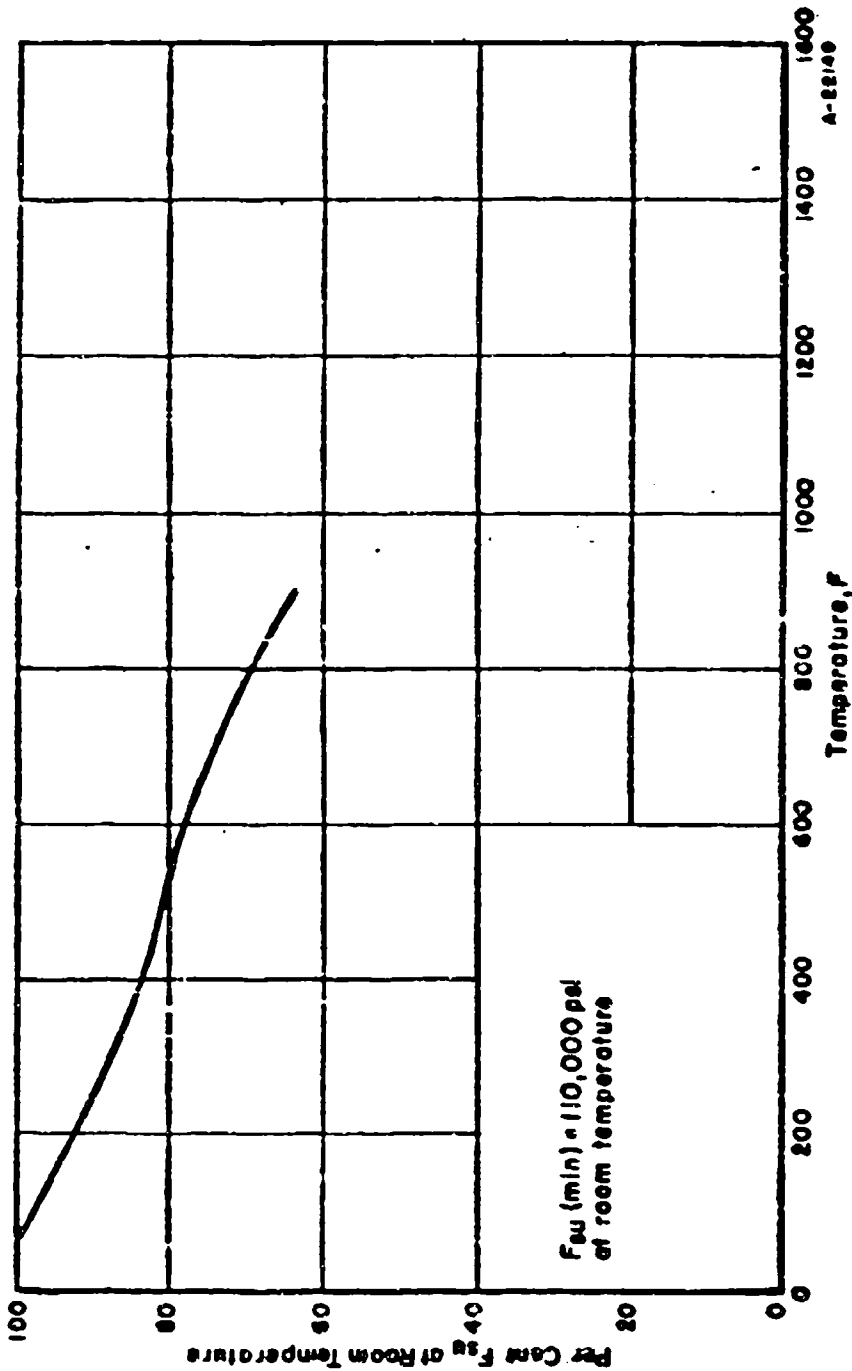


FIGURE 71. DESIGN CURVE FOR SHEAR STRENGTH (F_{su}) OF 17-7PH (TH 1050) STAINLESS STEEL AT ELEVATED TEMPERATURE

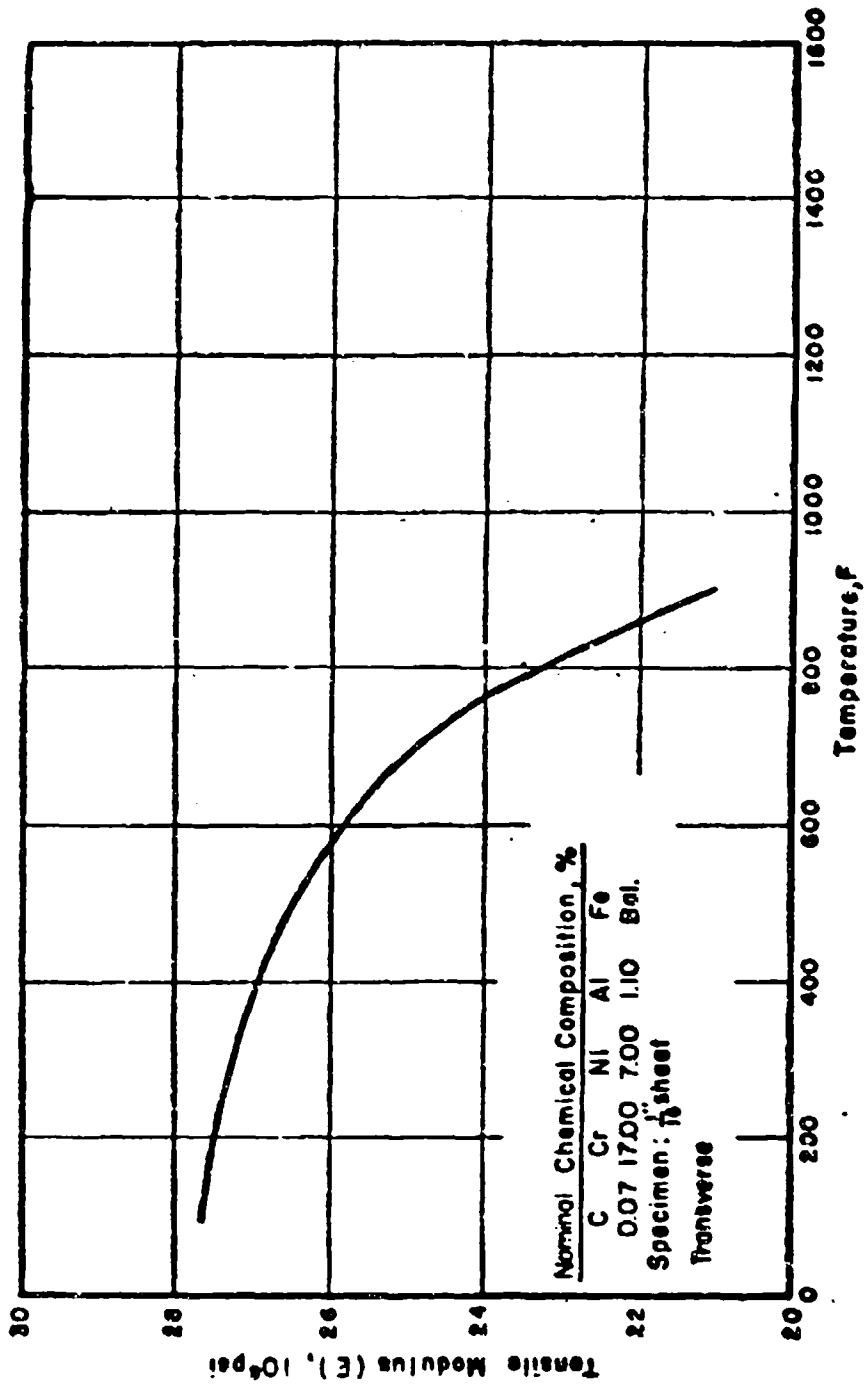


FIGURE 72. TENSILE MODULUS (E) OF 17-7PH (TH 1050) STAINLESS STEEL AT ELEVATED TEMPERATURE

Ref. 356.

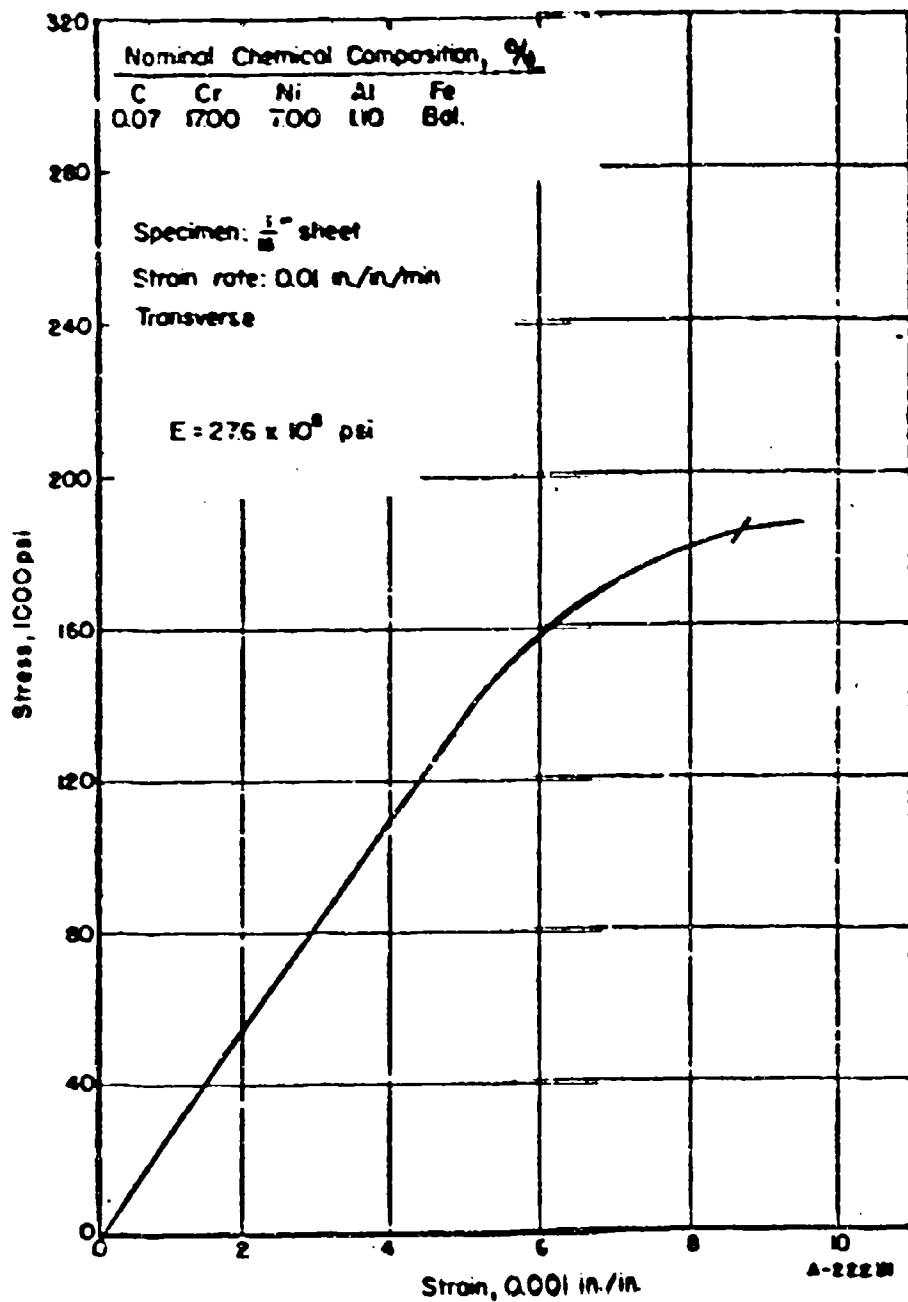


FIGURE 73. TENSILE STRESS-STRAIN CURVE FOR 17-7PH (1H 1050) STAINLESS STEEL AT ROOM TEMPERATURE

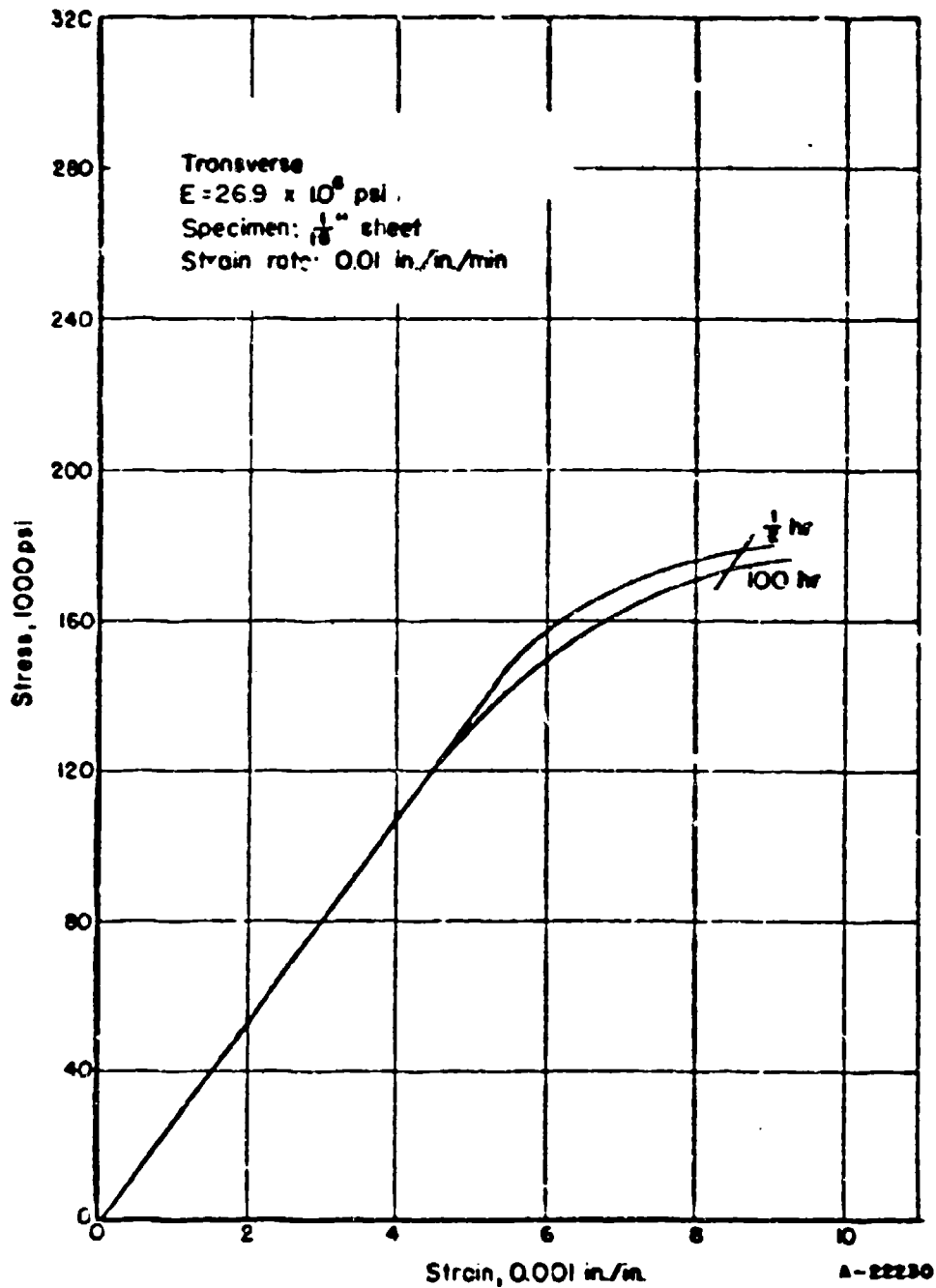


FIGURE 74. TENSILE STRESS-STRAIN CURVES FOR 17-7PH (TH 2450) STAINLESS STEEL AT 400 F

Ref. 356.

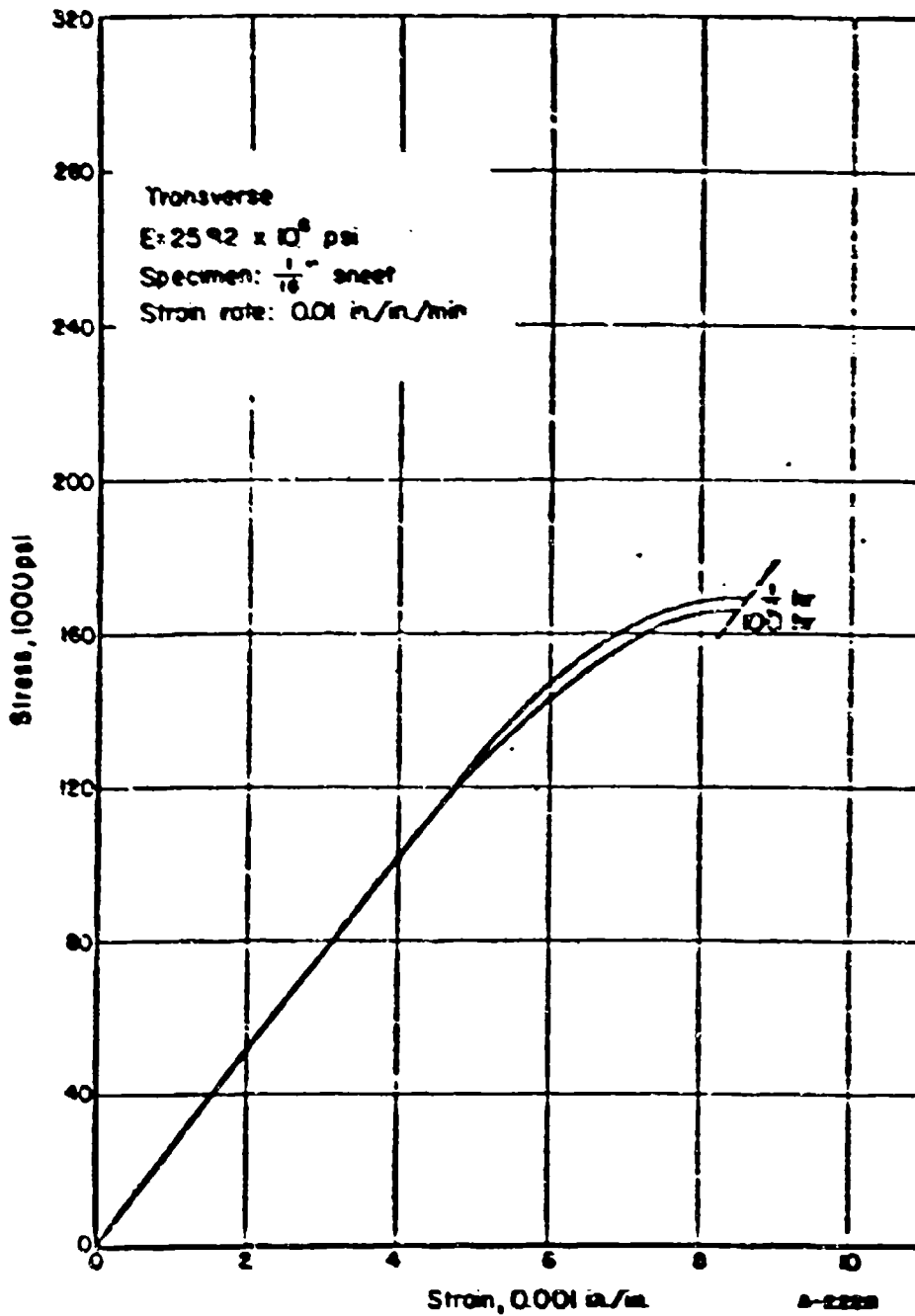


FIGURE 75. TENSILE STRESS-STRAIN CURVES FOR 17-7PH (TH 1050) STAINLESS STEEL AT 600 F

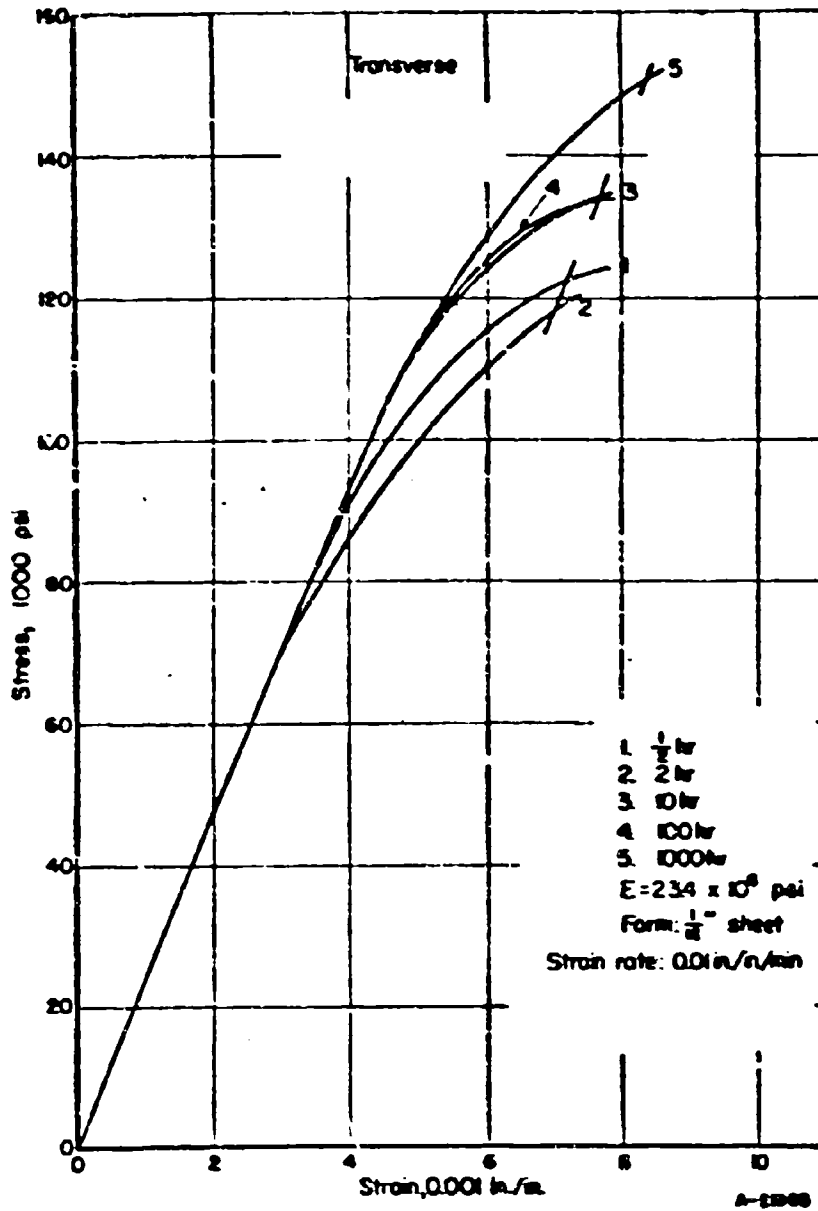


FIGURE 76. TENSILE STRESS-STRAIN CURVES FOR 17-7PH (TH 1050) STAINLESS STEEL AT 800 F

Ref. 356.

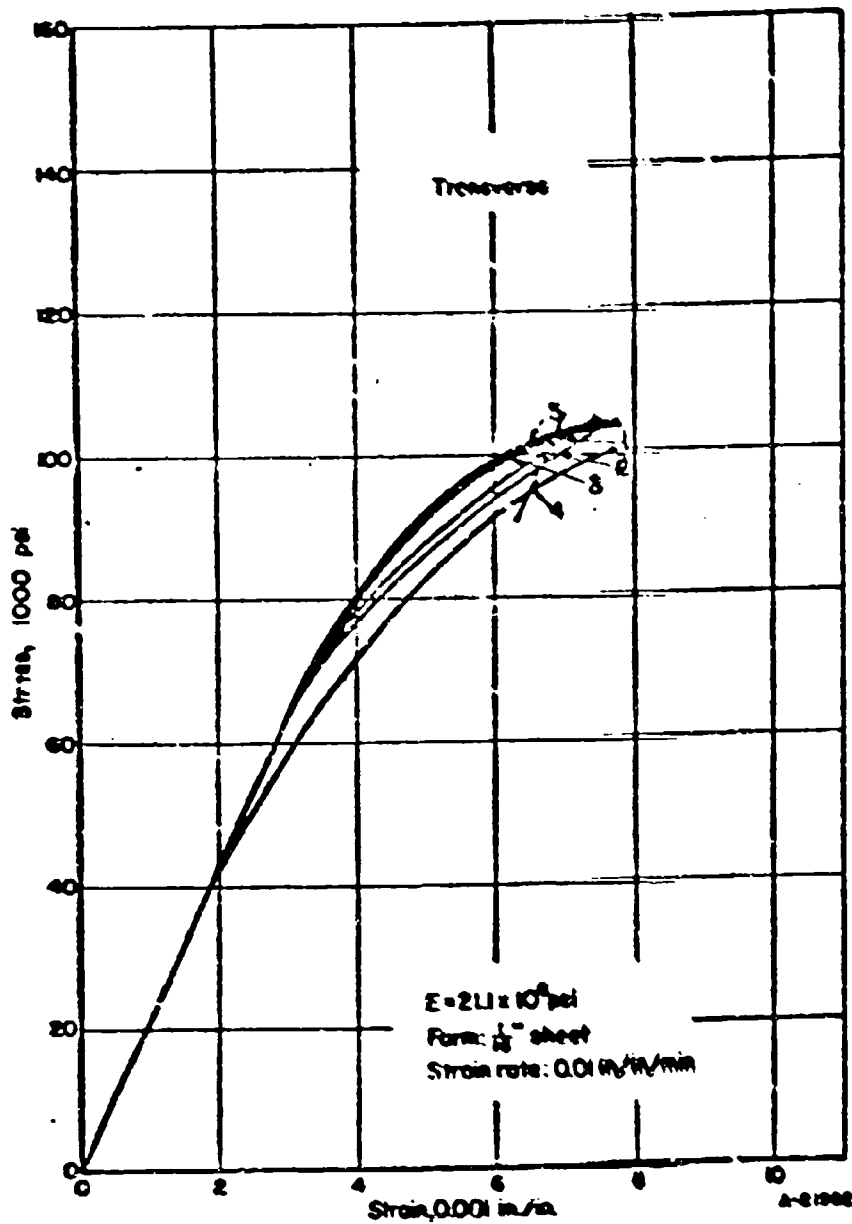


FIGURE 77. TENSILE STRESS-STRAIN CURVES FOR 17-7PH (TH 1050) STAINLESS STEEL AT 900 F

Ref. 354.

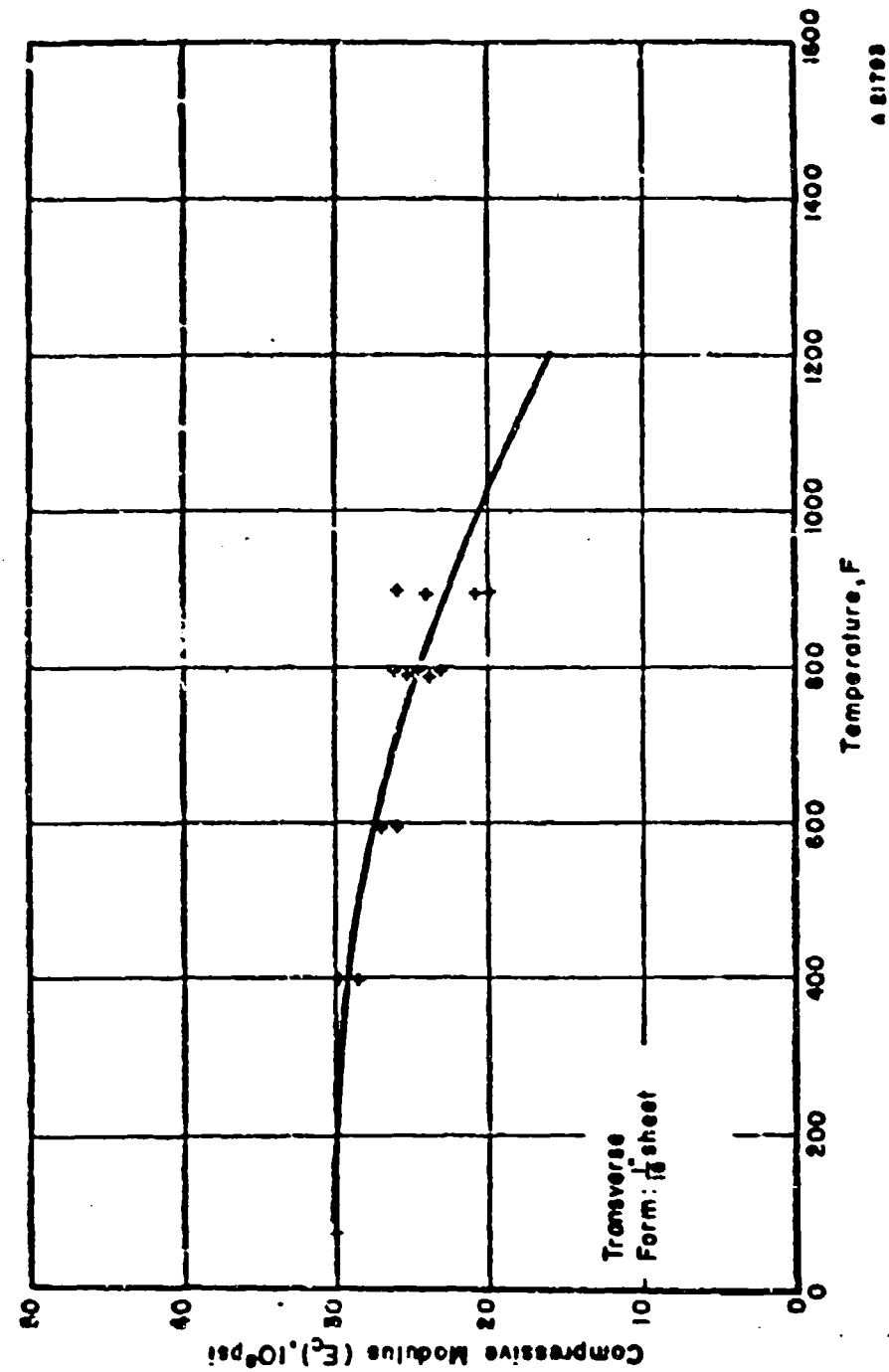


FIGURE 78. COMPRESSIVE MODULUS (E_c) OF 17-7PH (TH 1050) STAINLESS STEEL AT ELEVATED TEMPERATURE

Ref. 356.

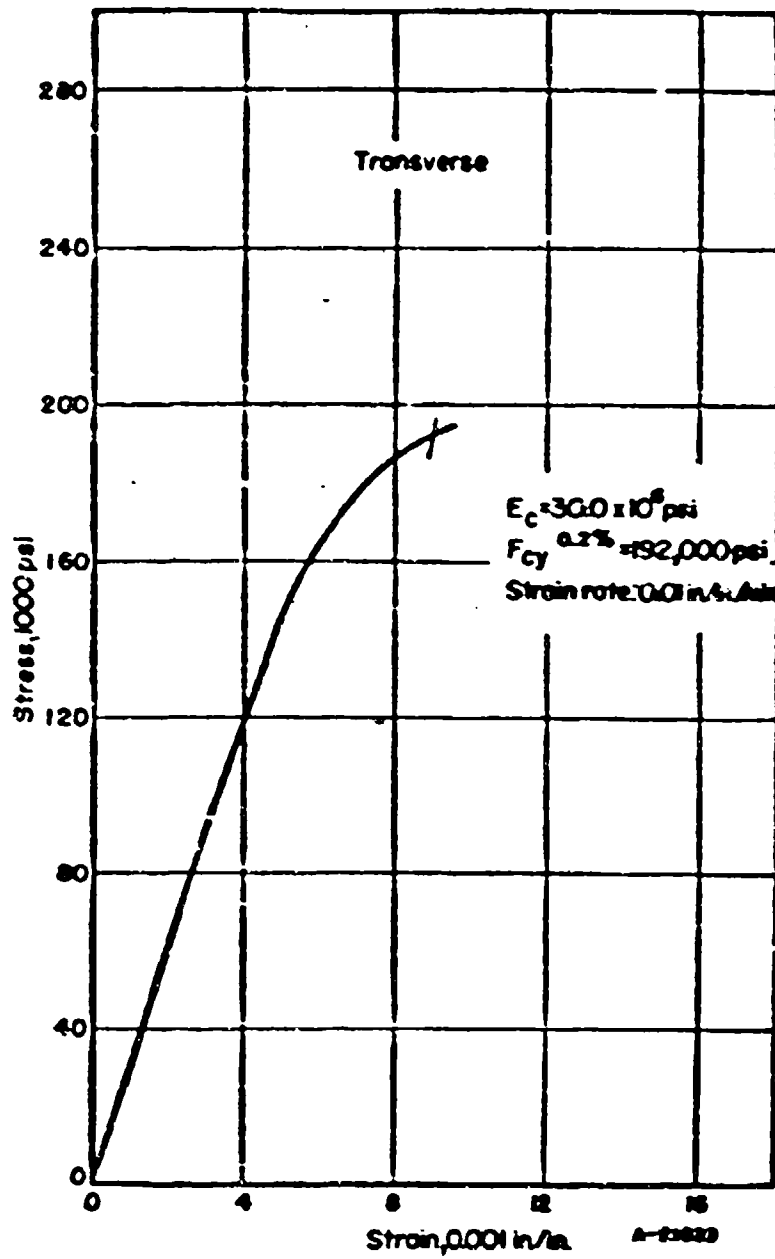


FIGURE 79. COMPRESSIVE STRESS-STRAIN CURVE FOR 17-7PH (TM 1050) STAINLESS STEEL AT ROOM TEMPERATURE

Ref. 35A

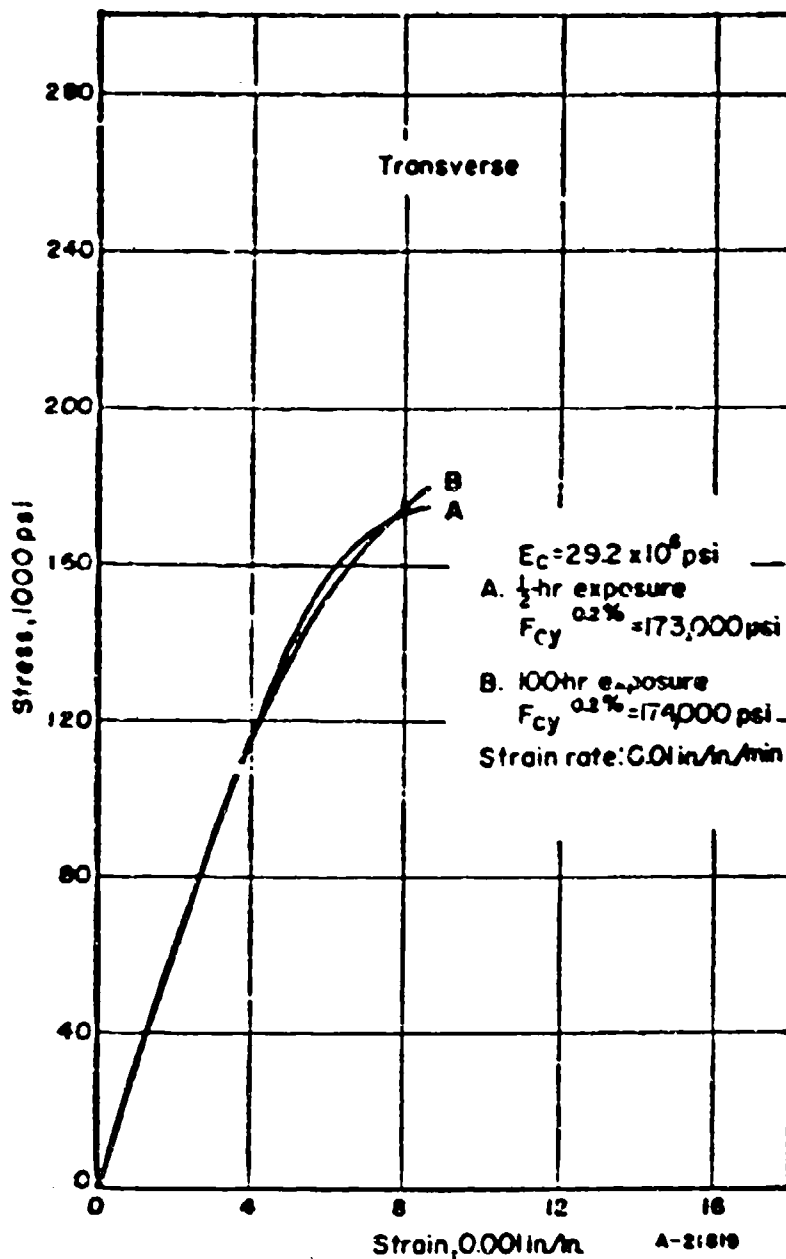


FIGURE 80. COMPRESSIVE STRESS-STRAIN CURVES FOR 17-7PH (TH 1050) STAINLESS STEEL AT 400 F

Ref. 356.

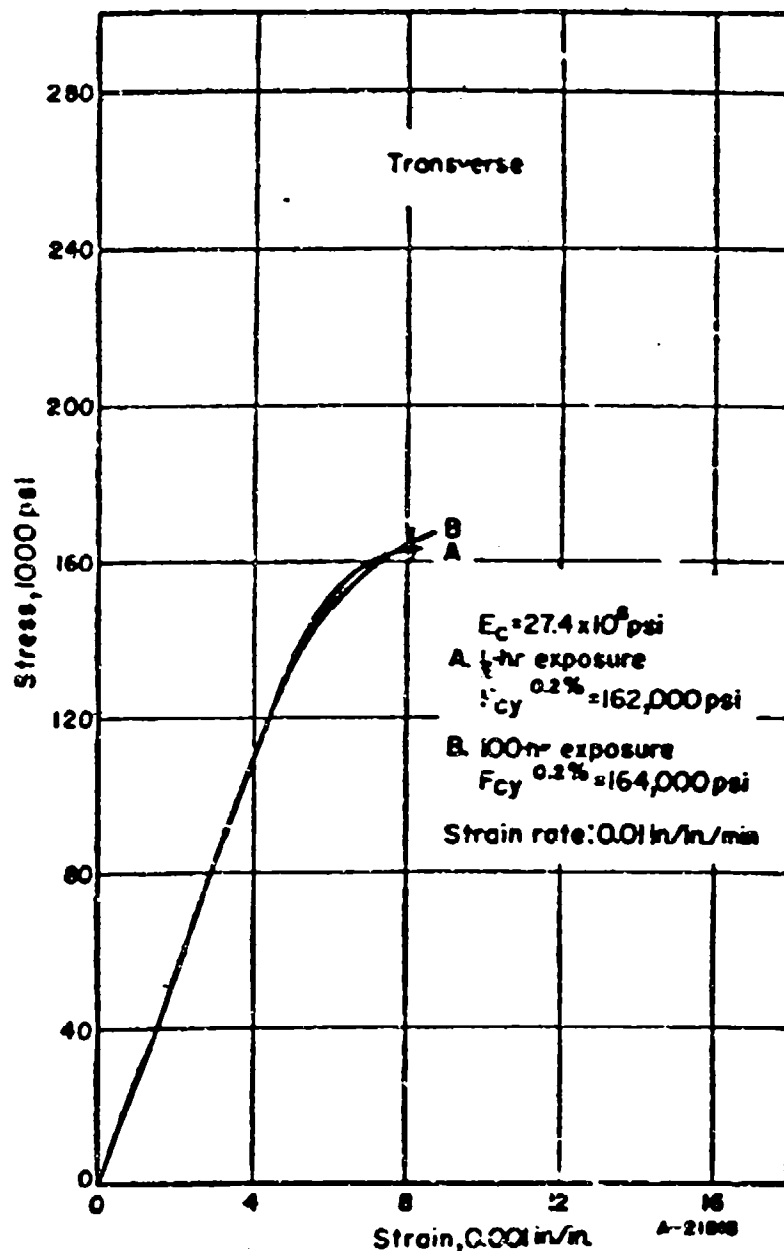


FIGURE 81. COMPRESSIVE STRESS-STRAIN CURVES FOR 17-7PH (TH 10.0) STAINLESS STEEL AT 600 F

Ref. 356.

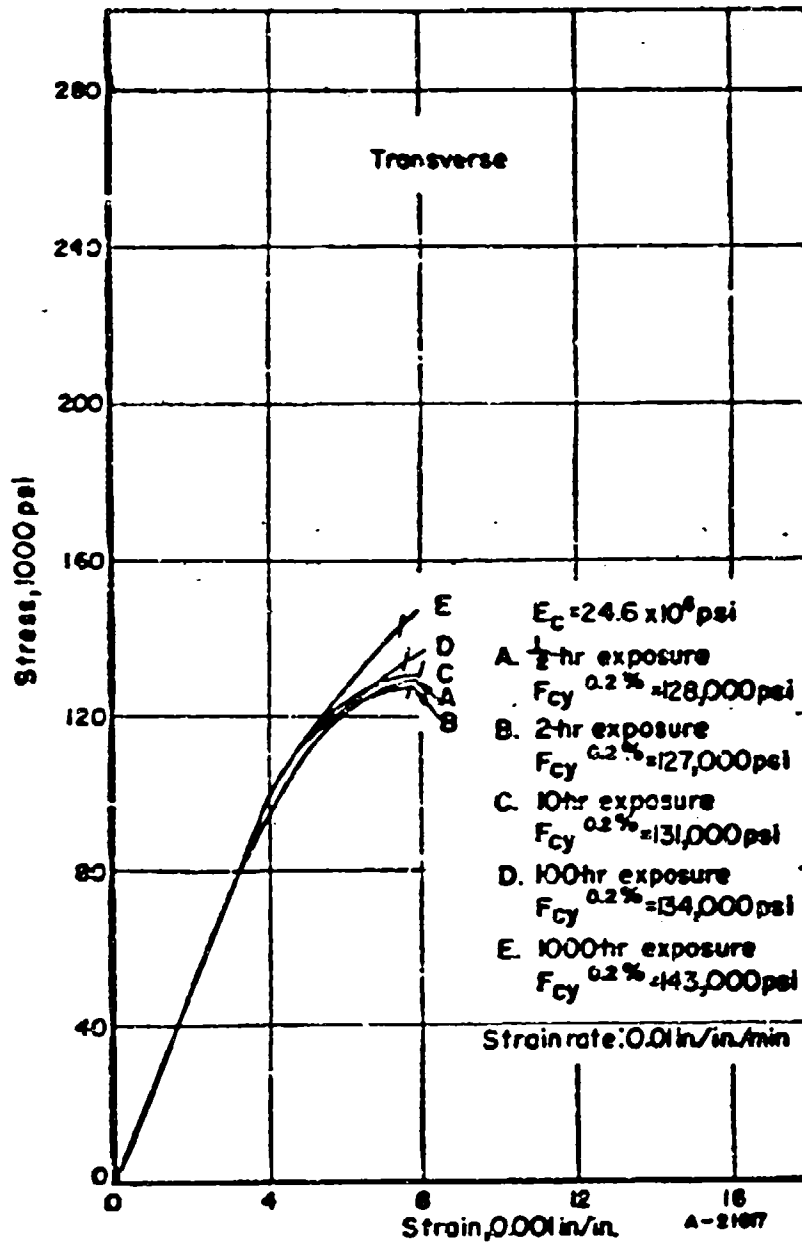


FIGURE 82. COMPRESSIVE STRESS-STRAIN CURVES FOR 17-7PH (TH 1050) STAINLESS STEEL AT 800 F

Ref. 356.

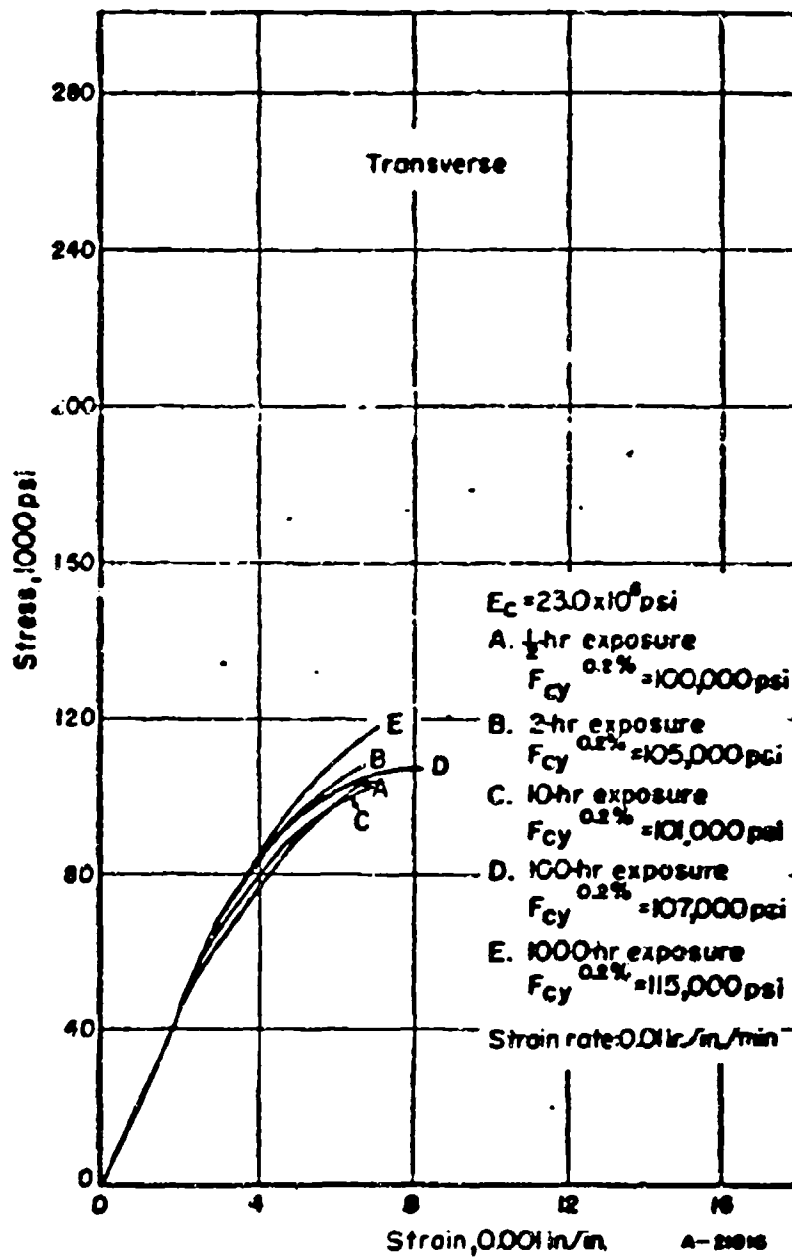


FIGURE 83. COMPRESSIVE STRESS-STRAIN CURVES FOR 17-7PH (TH 1050) STAINLESS STEEL AT 900 F

Ref. 356.

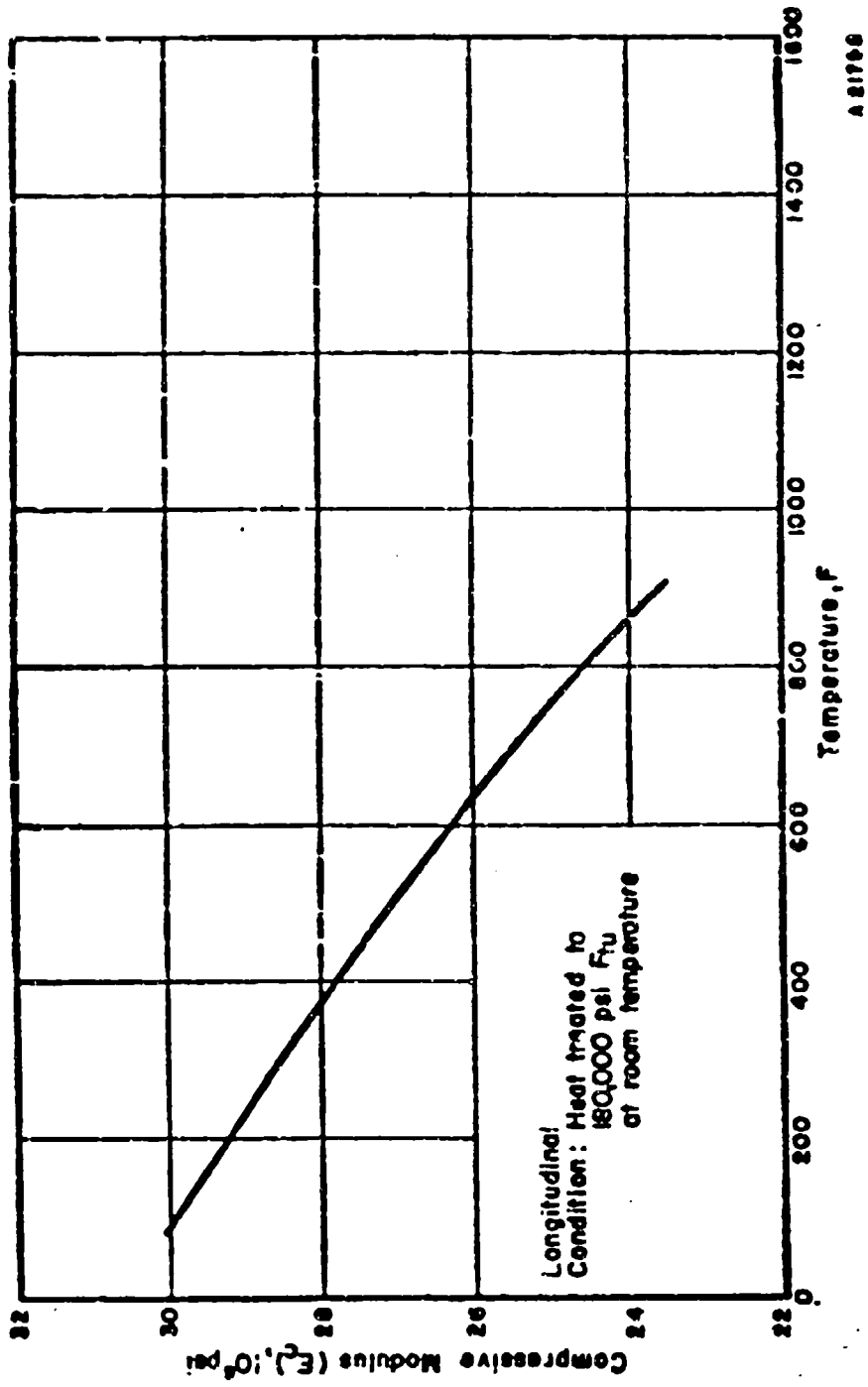


FIGURE 84. COMPRESSIVE MODULUS (E_c) OF 17-7PH STAINLESS STEEL AT ELEVATED TEMPERATURE

Ref. 207.

A 21766

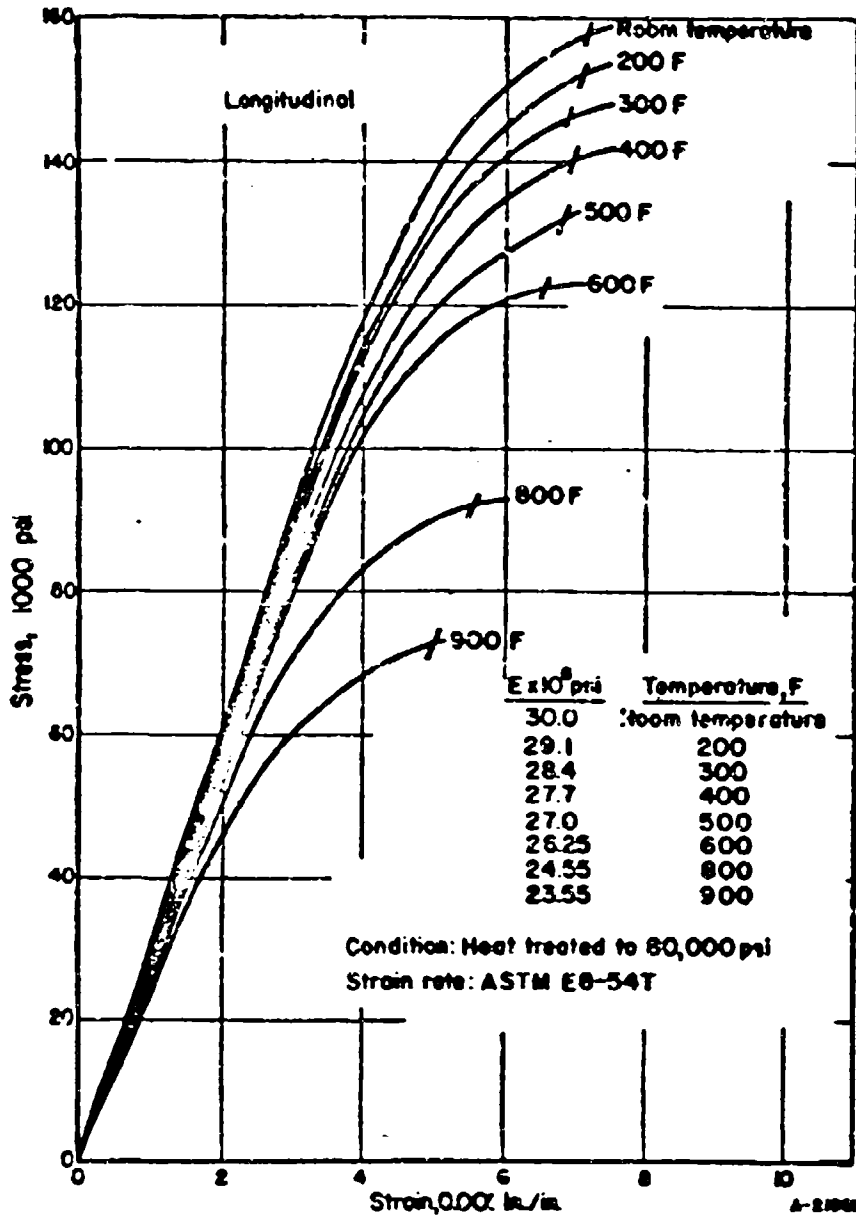


FIGURE 85. COMPRESSIVE STRESS STRAIN CURVES FOR 17-7PH STAINLESS STEEL AT ROOM AND ELEVATED TEMPERATURES

Ref. 207.

WADC TR 55-150 Pt 5

97

5

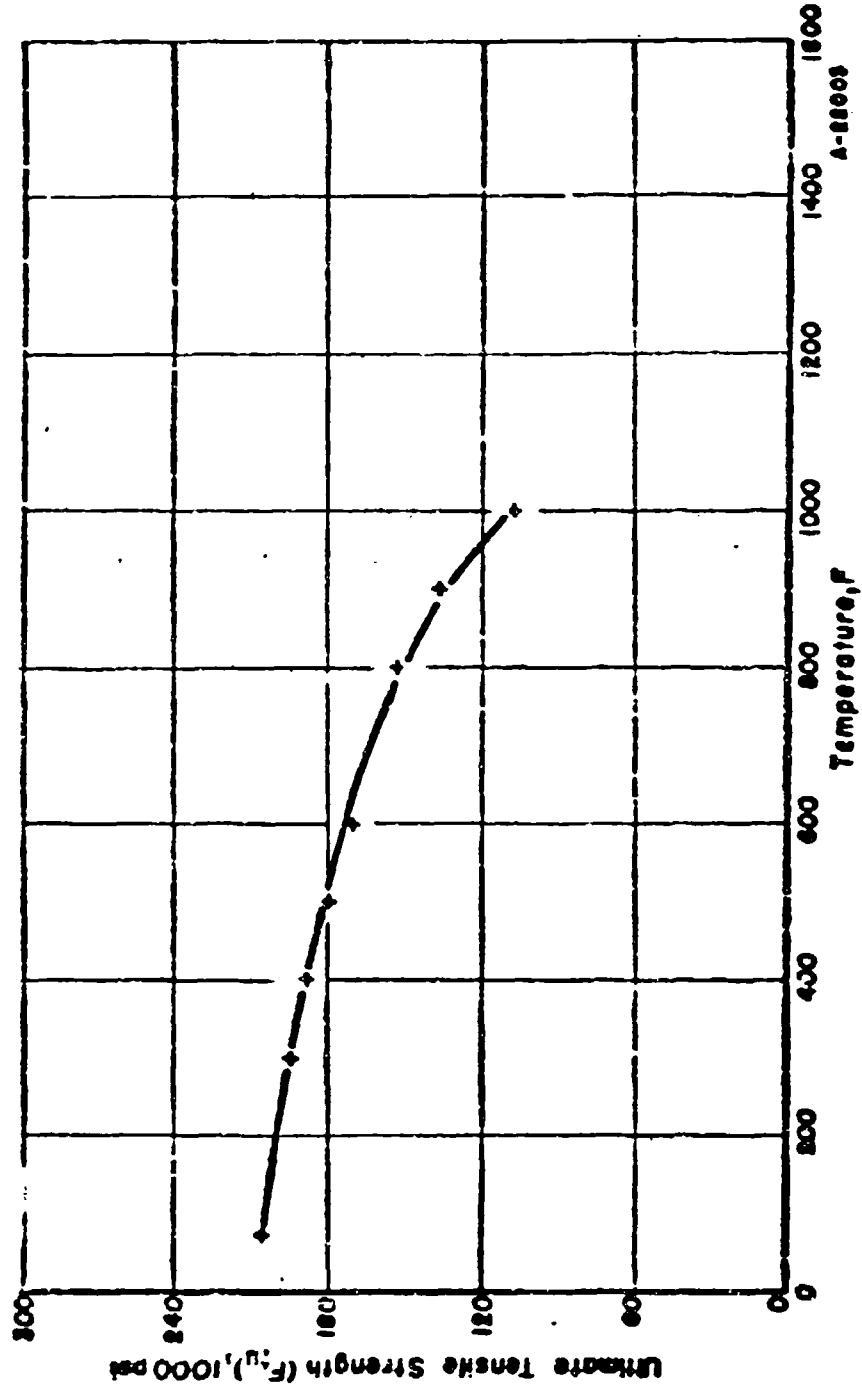


FIGURE 86. TENSILE STRENGTH (F_U) OF 17-7PH (TH 950) STAINLESS STEEL AT ELEVATED TEMPERATURE

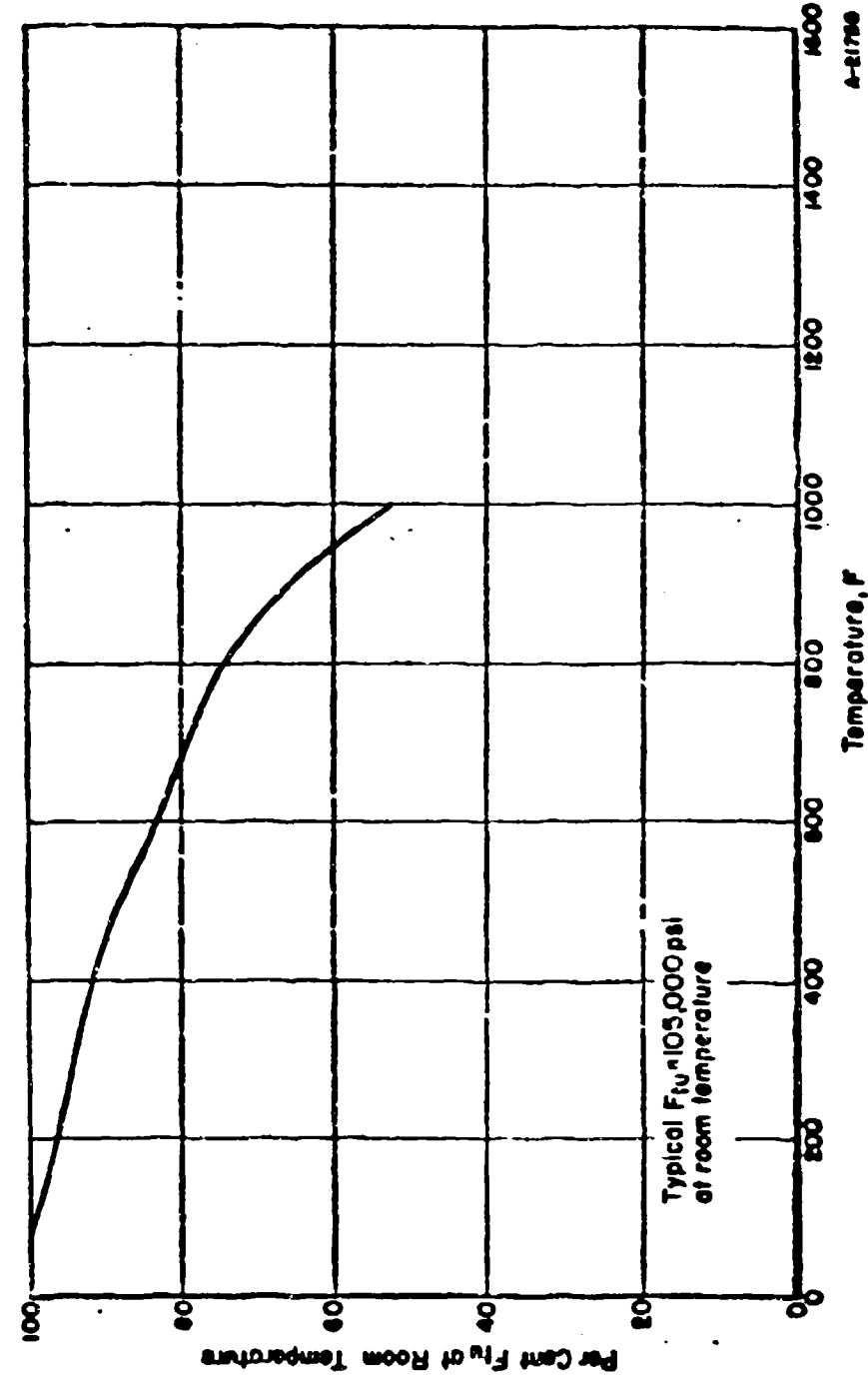



FIGURE 87. DESIGN CURVE FOR TENSILE STRENGTH (F_t) OF 17-7PH (TH 950) STAINLESS STEEL AT ELEVATED TEMPERATURE

Ref. 215.



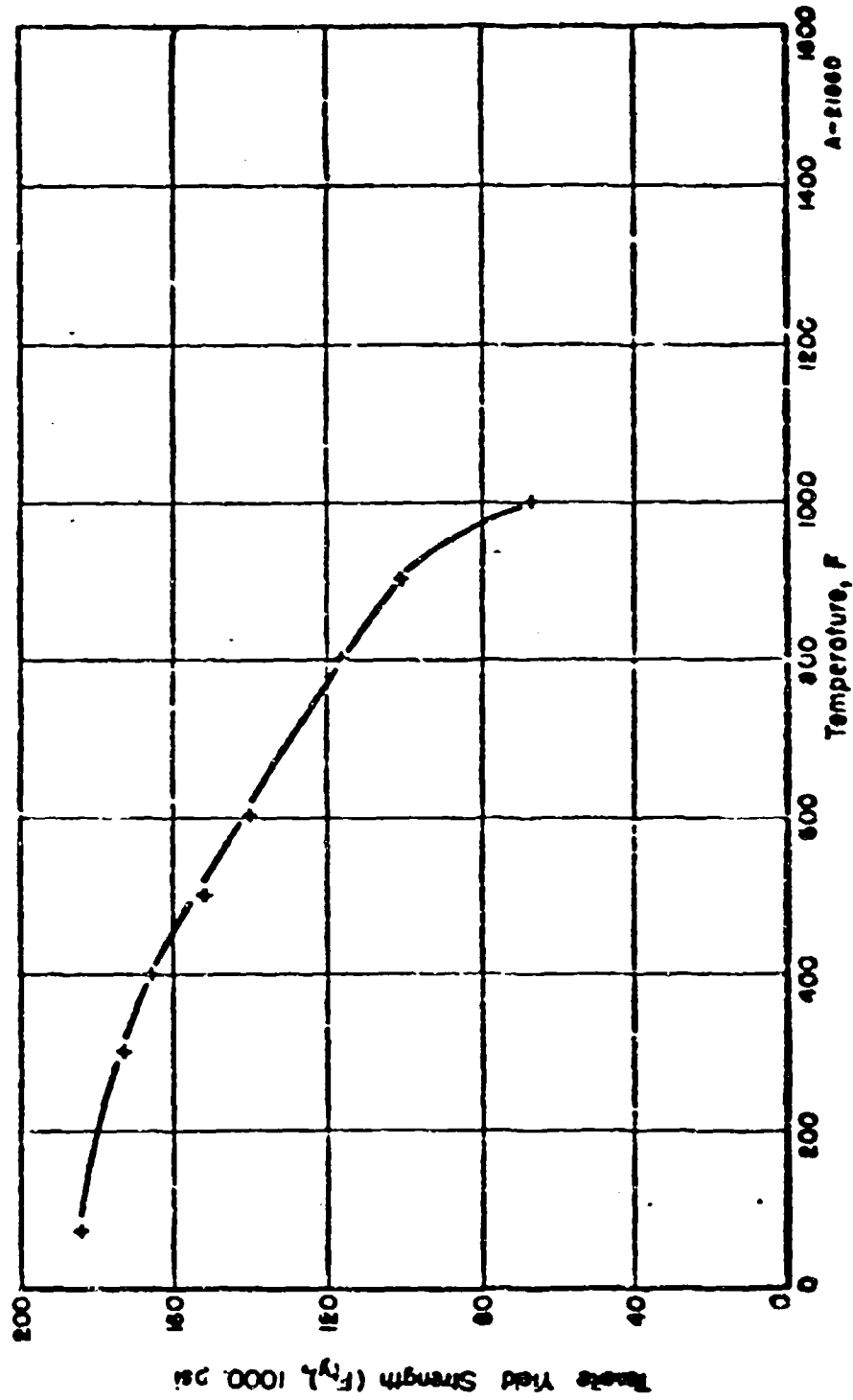


FIGURE 88. TENSILE YIELD STRENGTH (F_y) OF 17-7PH (TH 950) STAINLESS STEEL AT ELEVATED TEMPERATURE

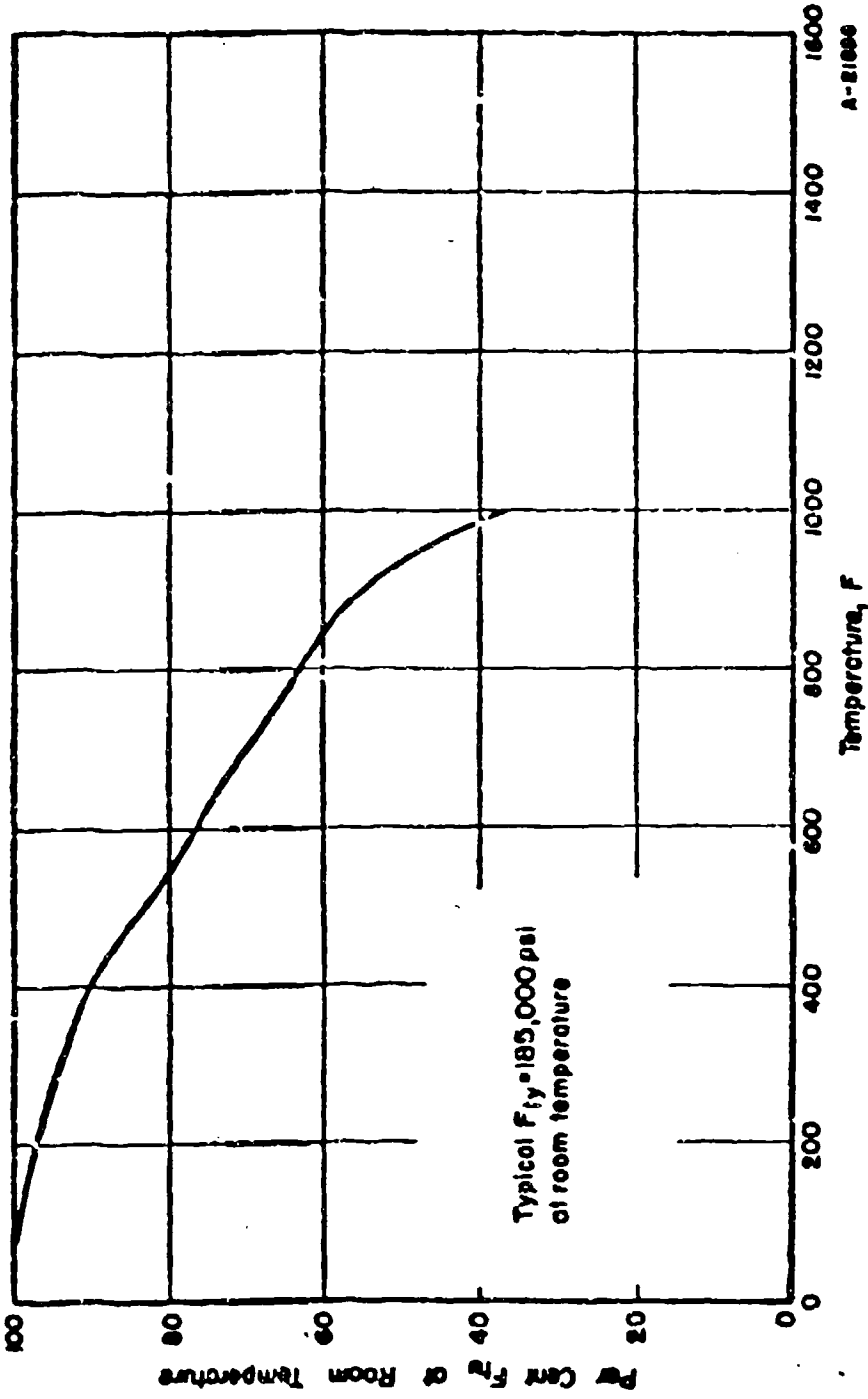


FIGURE 89. DESIGN CURVE FOR TENSILE YIELD STRENGTH (F_{ty}) OF 17-7PH (TH 950) STAINLESS STEEL AT ELEVATED TEMPERATURE

Ref. 215.

A-21896

AM-350 STAINLESS STEEL

AM-350 is a precipitation-hardenable stainless steel having the nominal composition shown in Table 6.

TABLE 6. NOMINAL CHEMICAL COMPOSITION OF AM-350 STAINLESS STEEL

Element	Weight Per Cent
Carbon	0.08
Manganese	0.50
Silicon	0.40
Chromium	17.00
Nickel	4.20
Molybdenum	2.75
Iron	Balance

As annealed, AM-350 is austenitic and, like other austenitic stainless steels, is soft and ductile in this condition. The composition has been controlled so that the martensite transformation temperature is below 32 F but above -80 F. Hardening is accomplished by "deep freezing" the annealed alloy to -100 F (i.e., below the M_s temperature, which allows the austenite-martensite transformation to proceed), followed by tempering the martensitic structure at about 750 F. It is pointed out that at 750 F no precipitation occurs but that the desired strength properties are obtained from the tempering of the martensite. A double-aging treatment is a second heat-treating method.

Annealing temperature has a noticeable effect on the properties obtained after aging; 1750 F is the optimum annealing temperature for the "deep-freeze and temper" treatment, while 1950 F is preferred for the "double-age" heat treatment.


The short-time, elevated-temperature properties of AM-350 are shown in the following curves:

- (1) Tensile properties, Figures 90 through 93, 95 through 98, and 100 through 103.
- (2) Modulus of elasticity, Figures 94, 99, 104, 109, and 112.
- (3) Shear properties, Figures 105 and 106.

(4) Compressive properties, Figures 107 and 108

(5) Stress-strain curves, Figures 110, 111, and 113 through 125.

Data on all strength properties except bearing strength are available on AM-350.



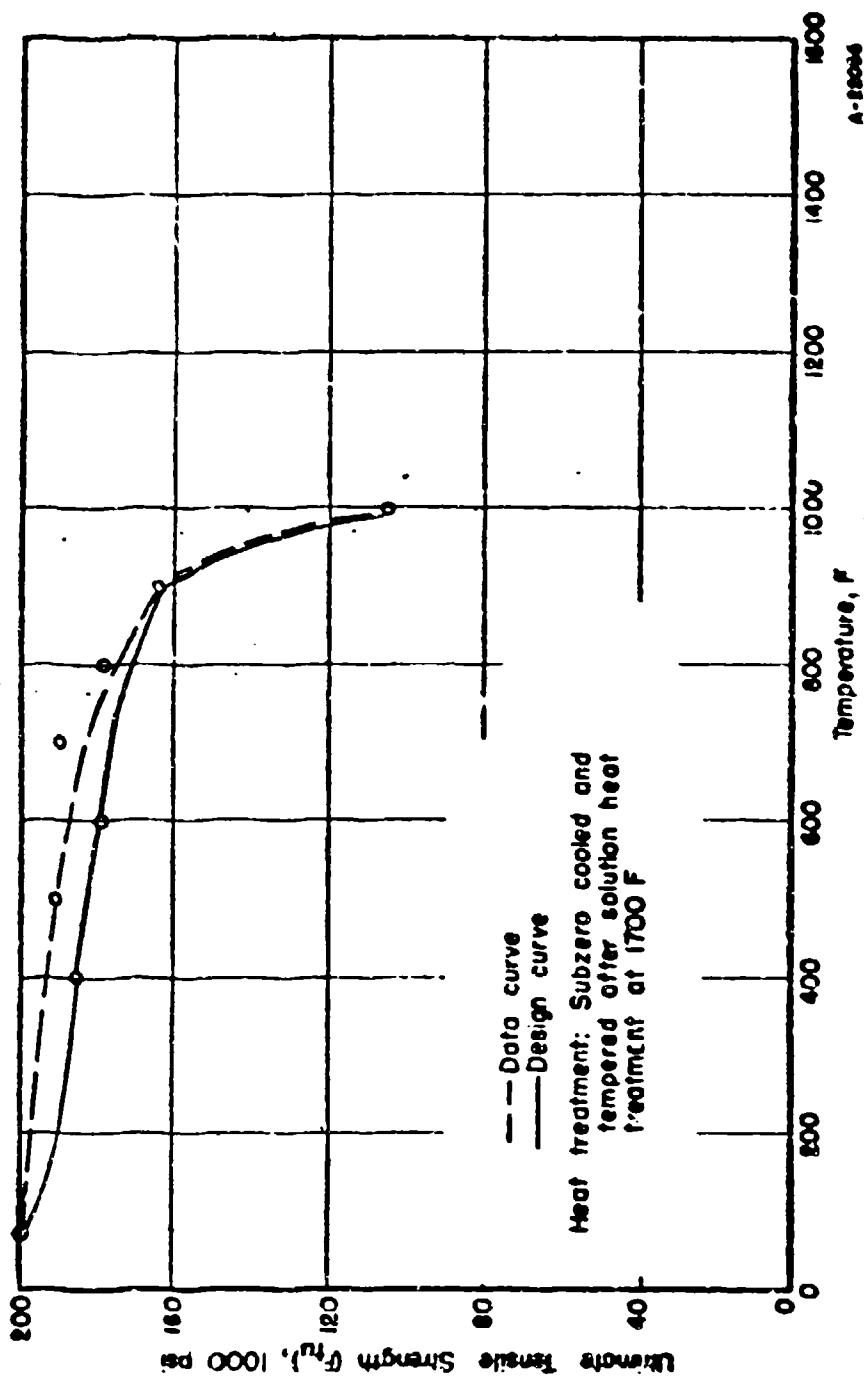


FIGURE 90. TENSILE STRENGTH (F_u) OF AM-350 STAINLESS STEEL (SOLUTION HEAT TREATED AT 1700 F) AT ELEVATED TEMPERATURE

Ref. 358.

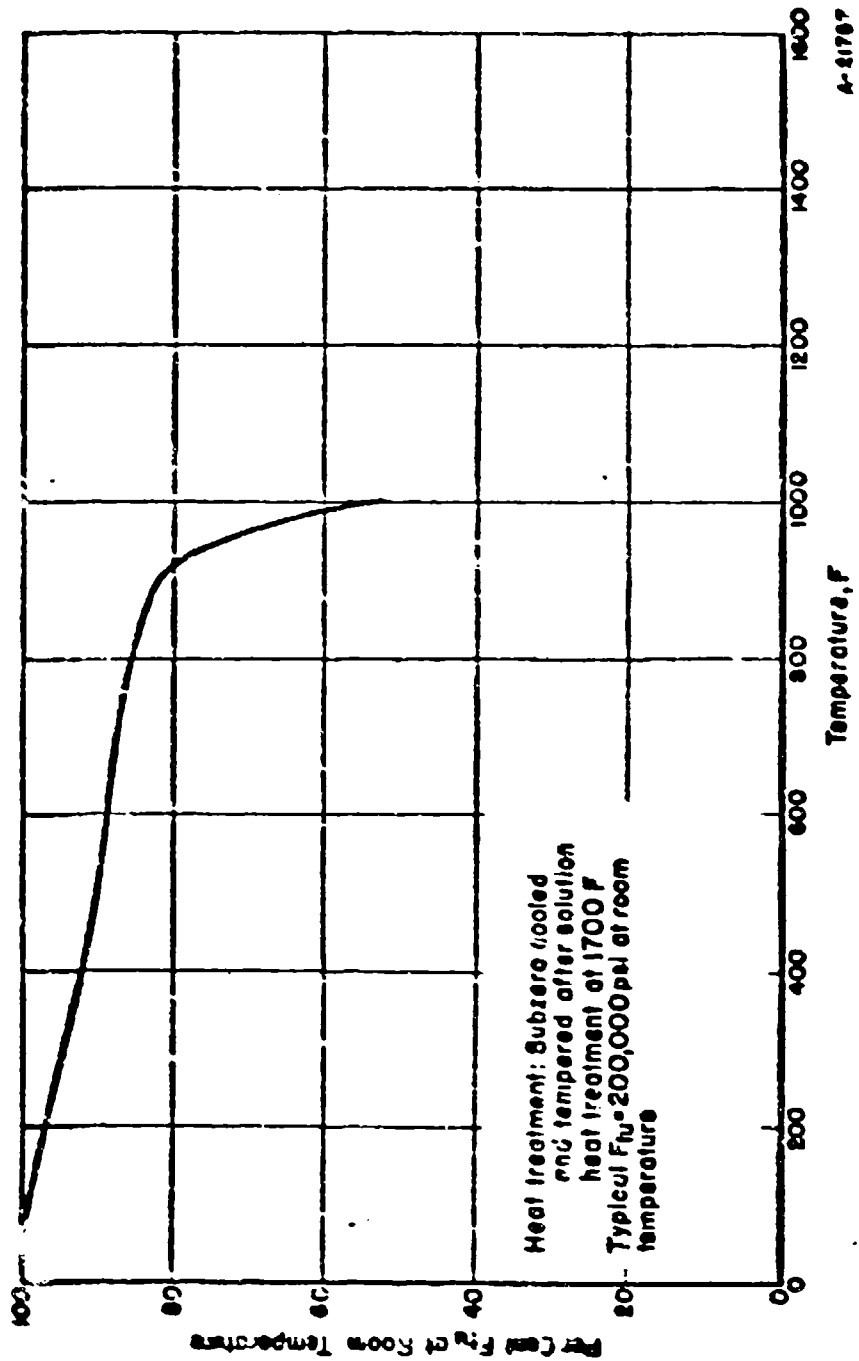


FIGURE 91. DEVIATION CURVE FOR TENSILE STRENGTH (F_{T_0}) OF AM-350 STAINLESS STEEL (SOLUTION HEAT TREATED AT 1700 F) AT ELEVATED TEMPERATURE

Ref. 358.

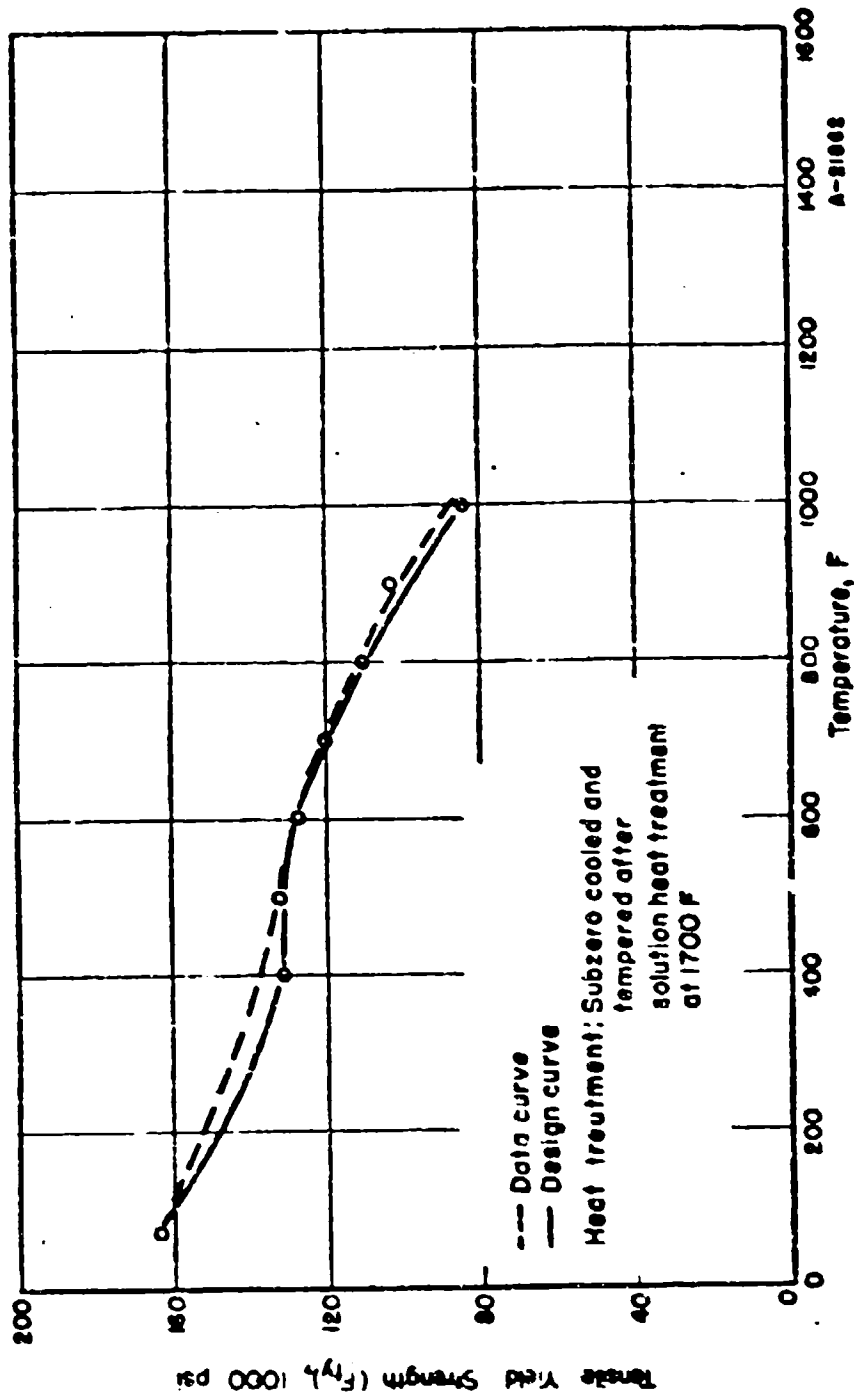


FIGURE 91. TENSILE YIELD STRENGTH (F_y) OF AM-150 STAINLESS STEEL (SOLUTION HEAT TREATED AT 1700 F) AT ELEVATED TEMPERATURE

5 22 227 21 21 CDVA

181

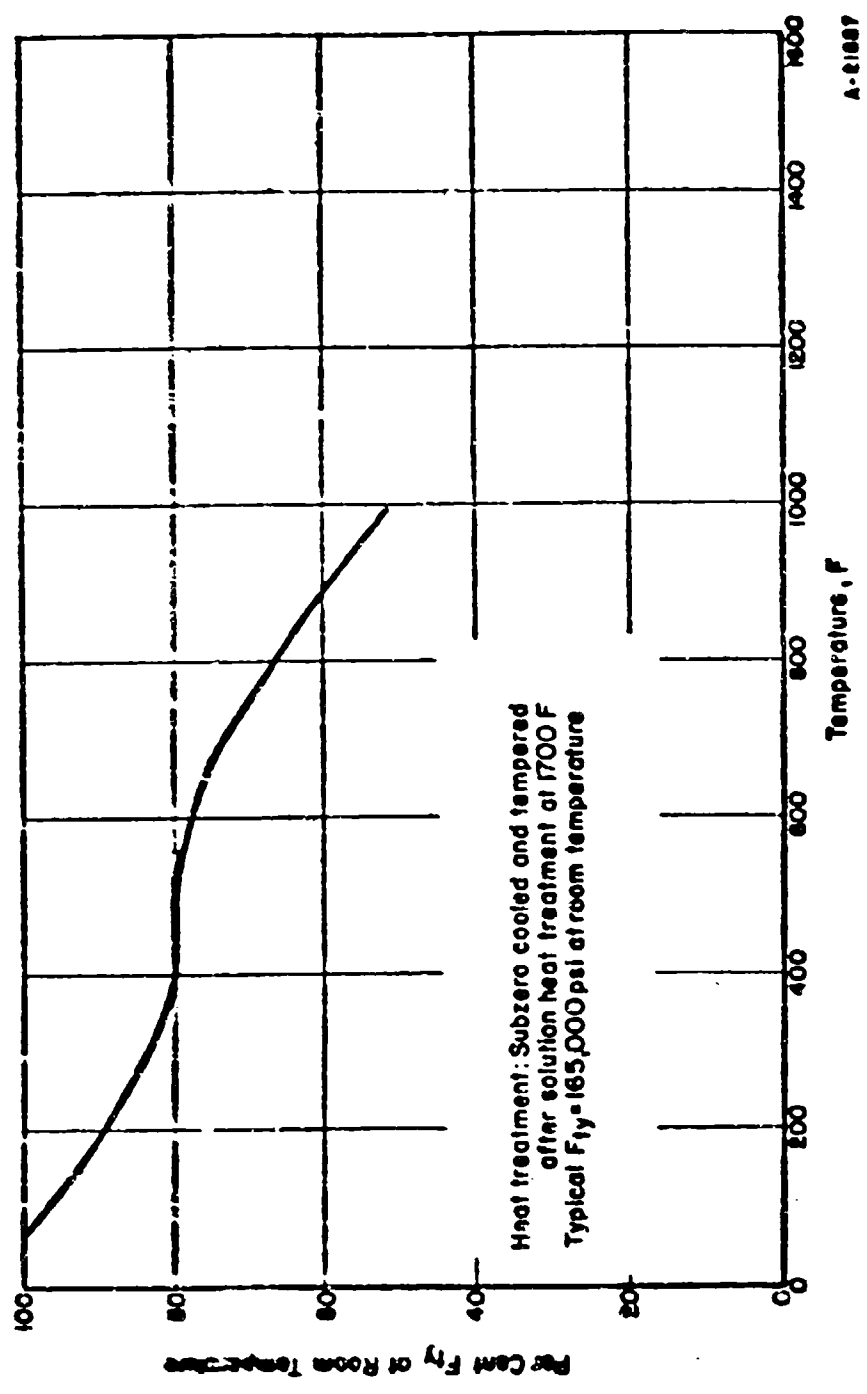


FIGURE 93. DESIGN CURVE FOR TENSILE YIELD STRENGTH (F_{ty}) OF AM-350 STAINLESS STEEL (SOLUTION HEAT TREATED AT 1700 F) AT ELEVATED TEMPERATURE

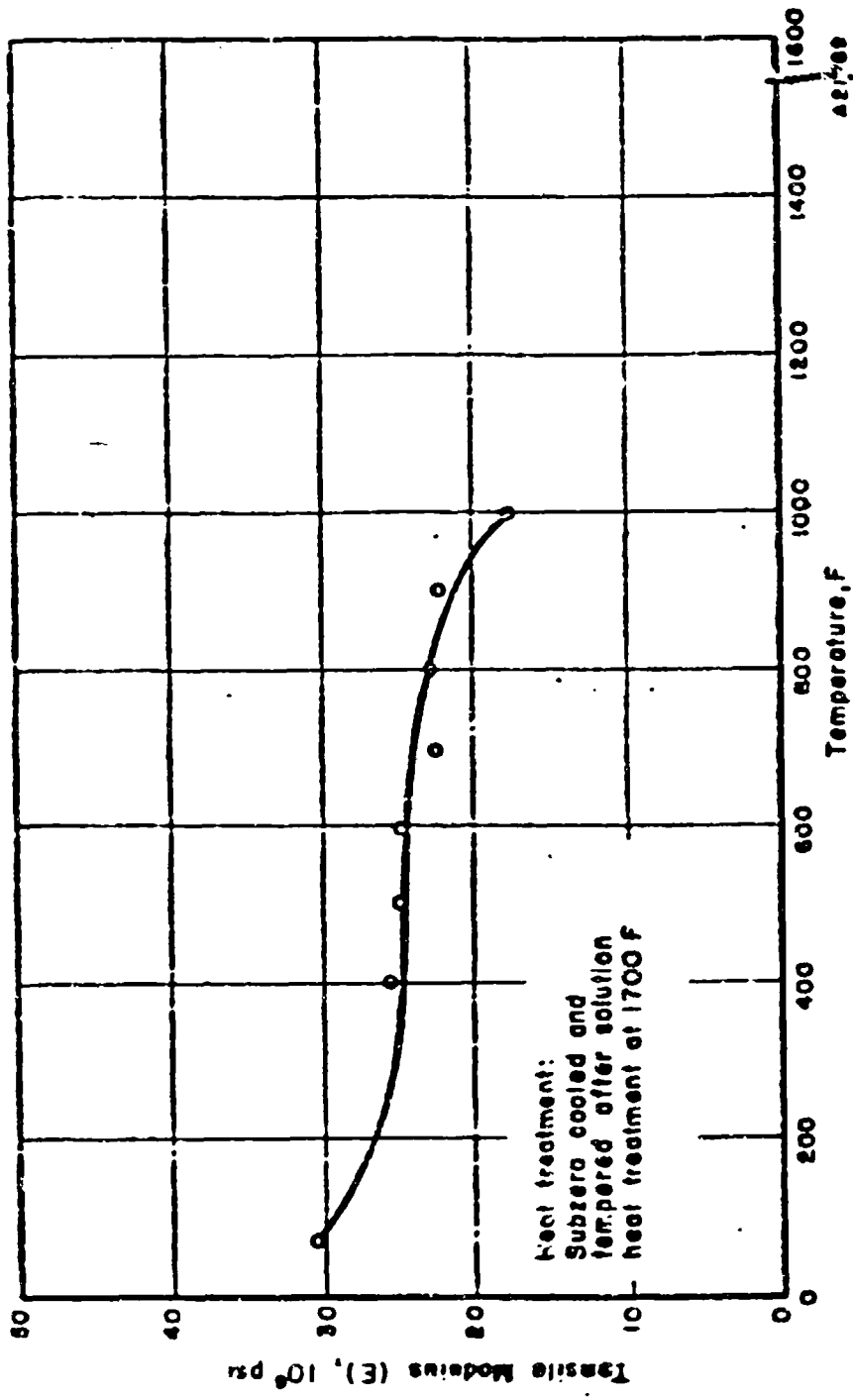


FIGURE 94. TENSILE MODULUS (E) OF AM-350 STAINLESS STEEL (SOLUTION HEAT TREATED AT 1700 F) AT ELEVATED TEMPERATURE
Ref. 358.

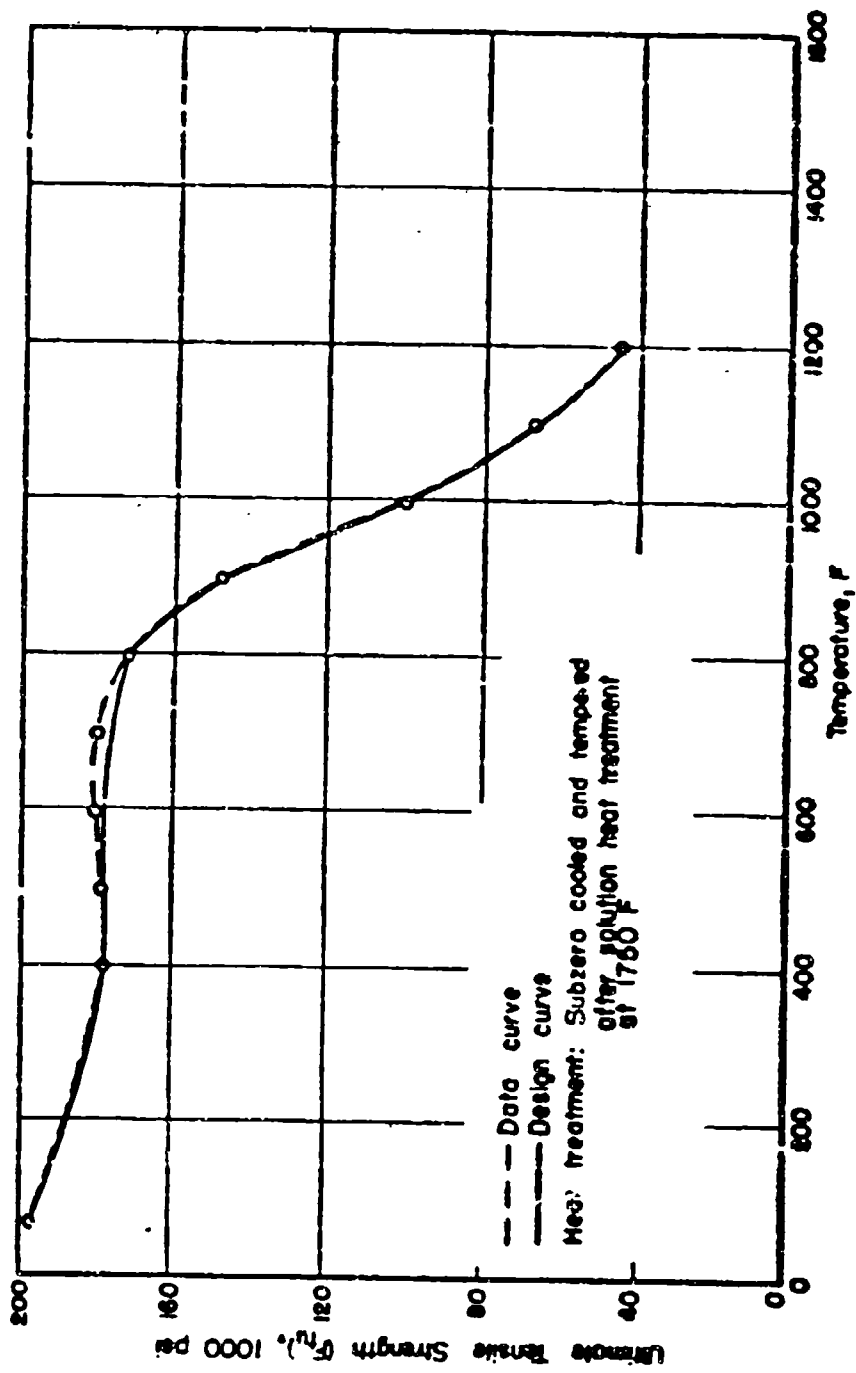


FIGURE 95. TENSILE STRENGTH (F_{tu}) OF AM-350 STAINLESS STEEL (SOLUTION HEAT TREATED AT 1750 F) AT ELEVATED TEMPERATURE

Ref. 358.

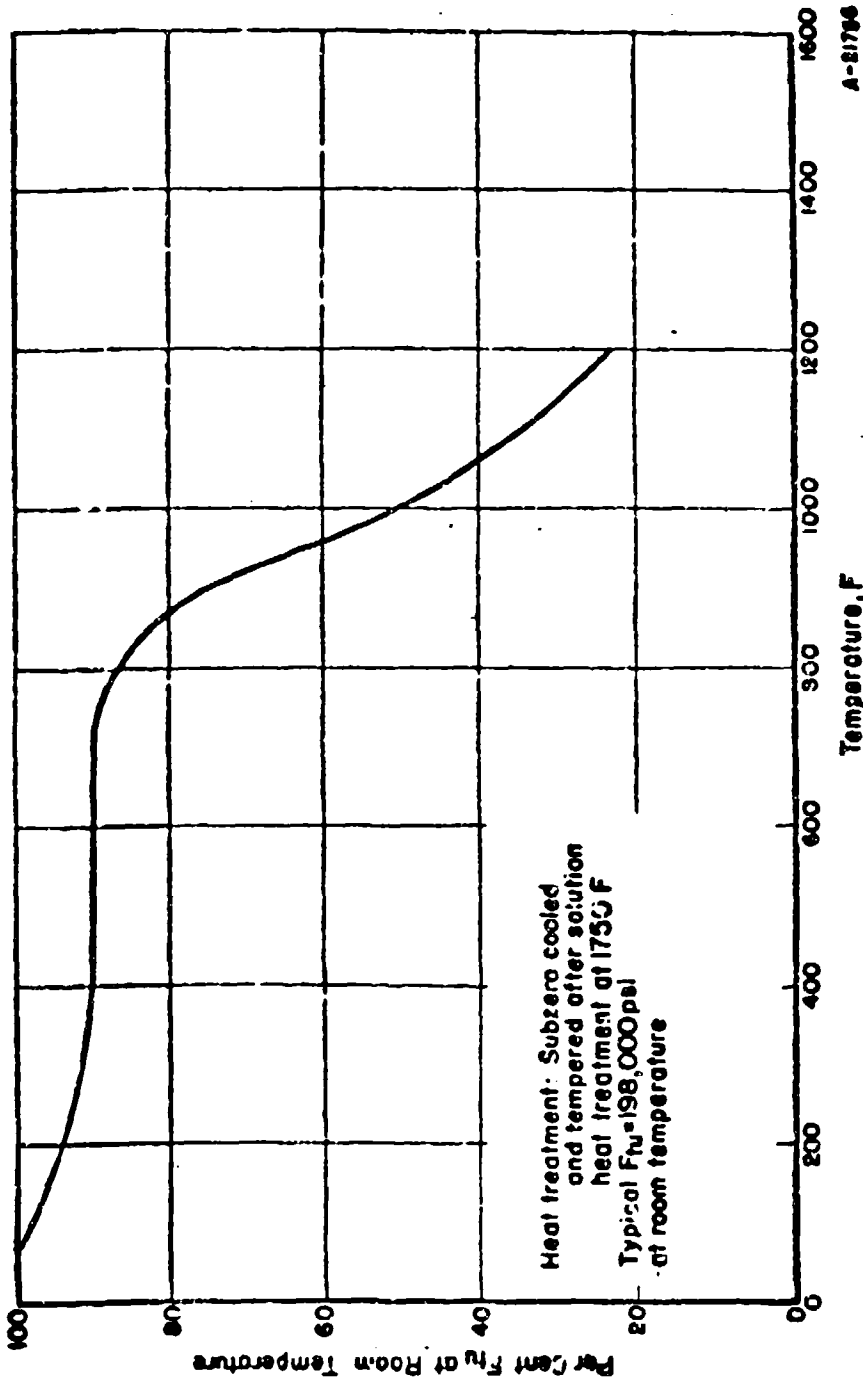


FIGURE 96. DESIGN CURVE FOR TENSILE STRENGTH (F_m) OF AM-350 STAINLESS STEEL (SOLUTION HEAT TREATED AT 1750 F) AT ELEVATED TEMPERATURE

Ref. 358.

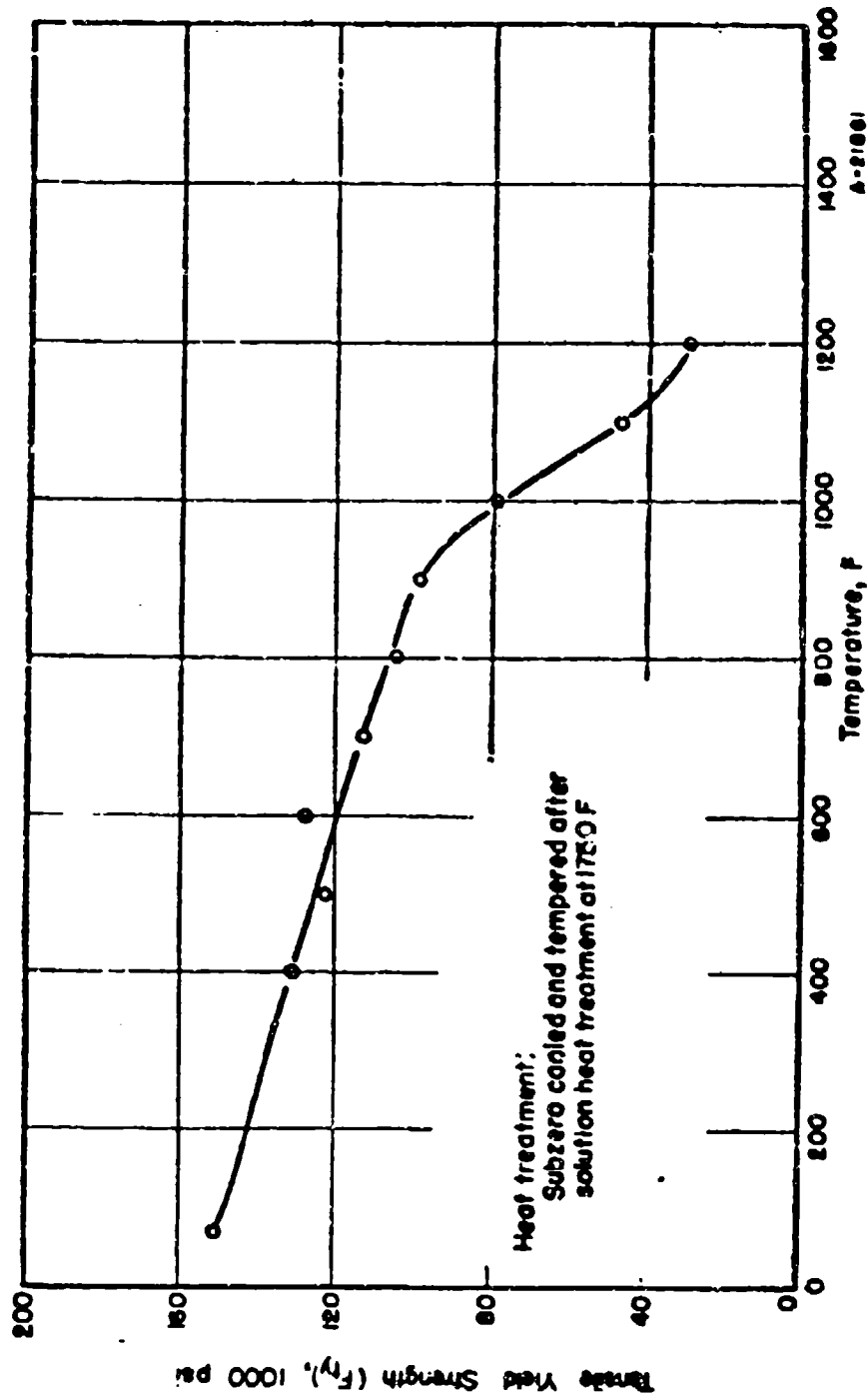


FIGURE 97. TENSILE YIELD STRENGTH (F_y) OF AM-350 STAINLESS STEEL, (SOLUTION HEAT TREATED AT 1750 F) AT ELEVATED TEMPERATURE

Ref. 356.

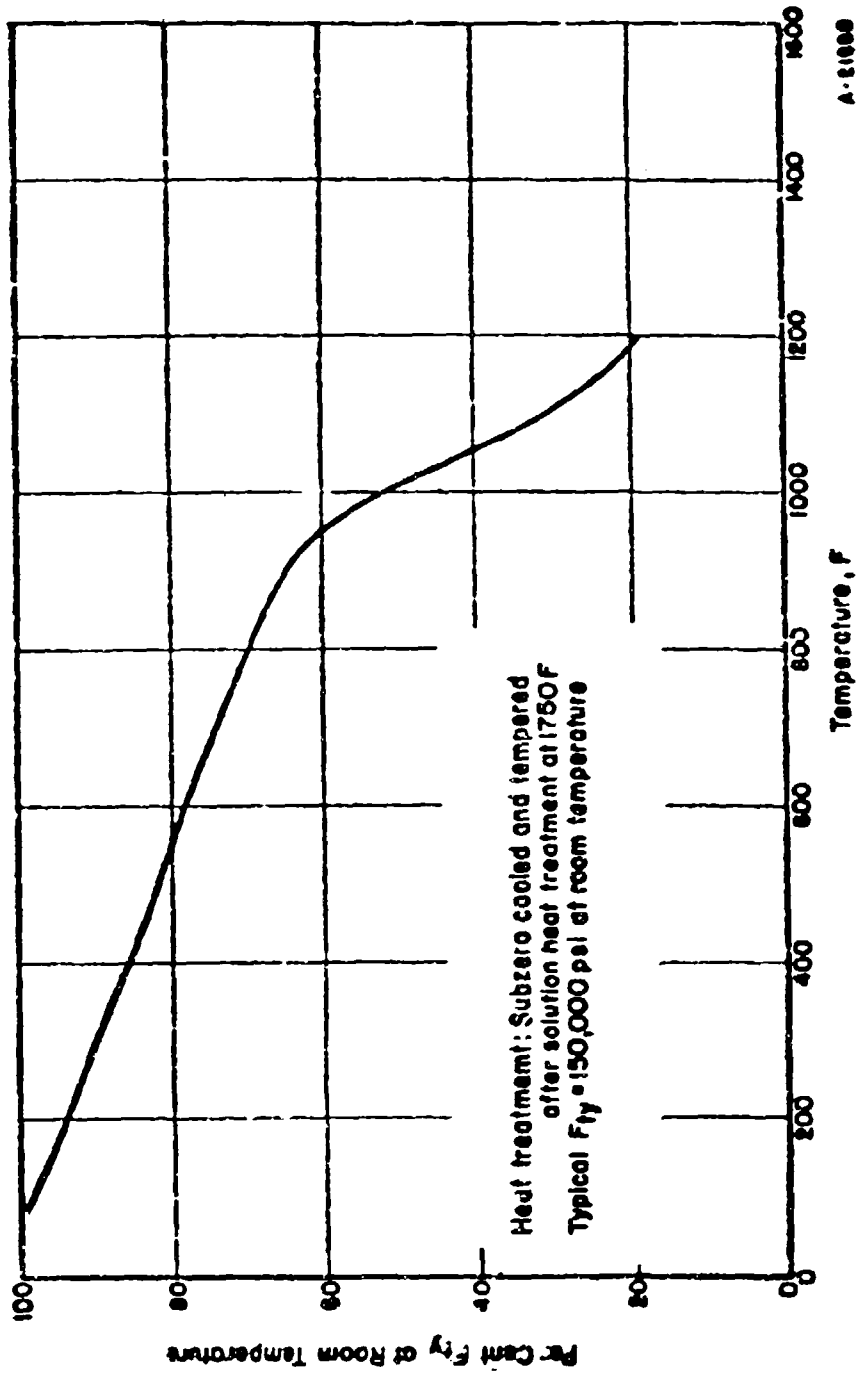


FIGURE 98. DESIGN CURVE FOR TENSILE YIELD STRENGTH (F_{T}) OF AM-350 STAINLESS STEEL (SOLUTION HEAT TREATED AT 1750 F) AT ELEVATED TEMPERATURE

Ref. 35f.

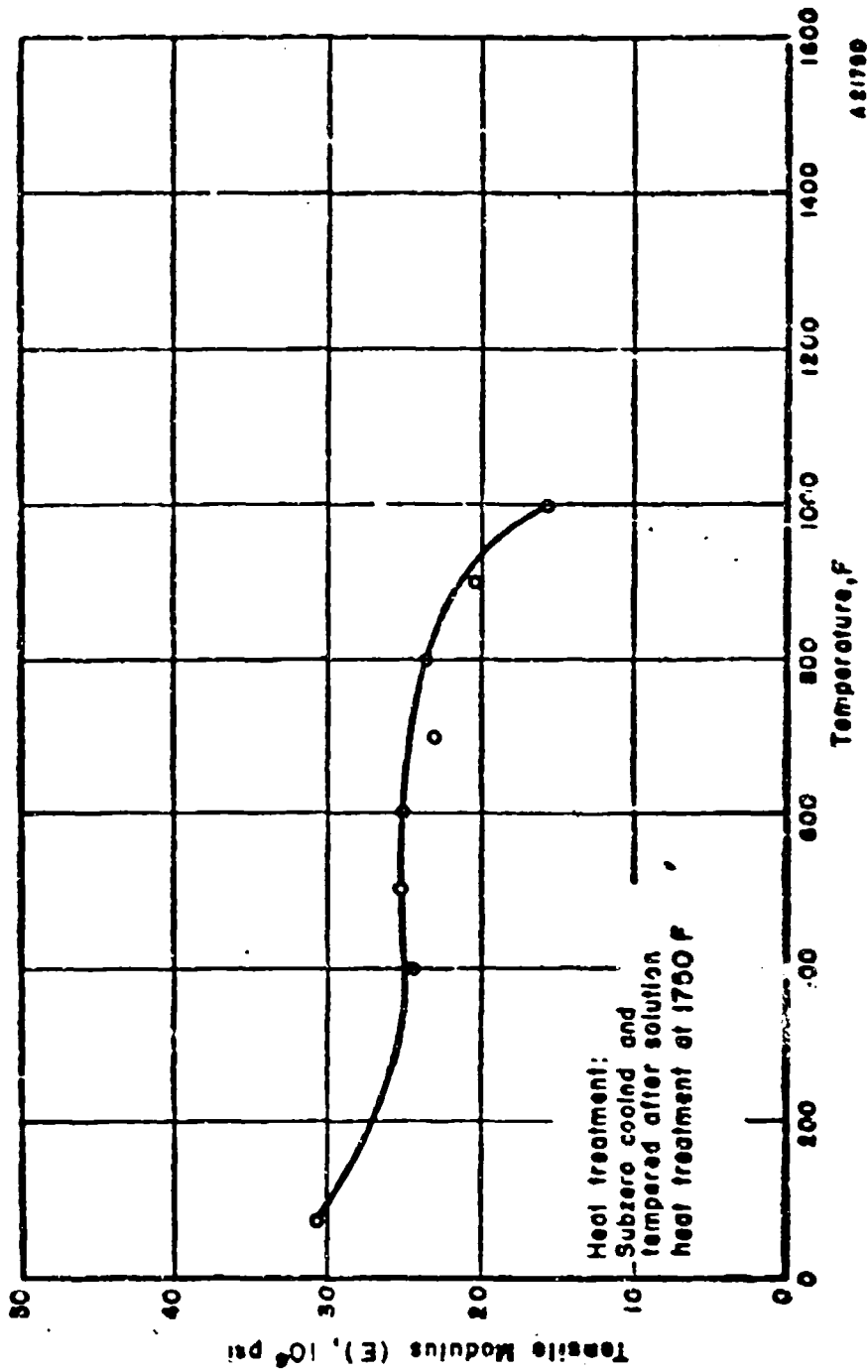


FIGURE 99. TENSILE MODULUS (E) OF AM-350 STAINLESS STEEL (SOLUTION HEAT TREATED AT 1750 F) AT ELEVATED TEMPERATURE

Ref. 358.

A 81790

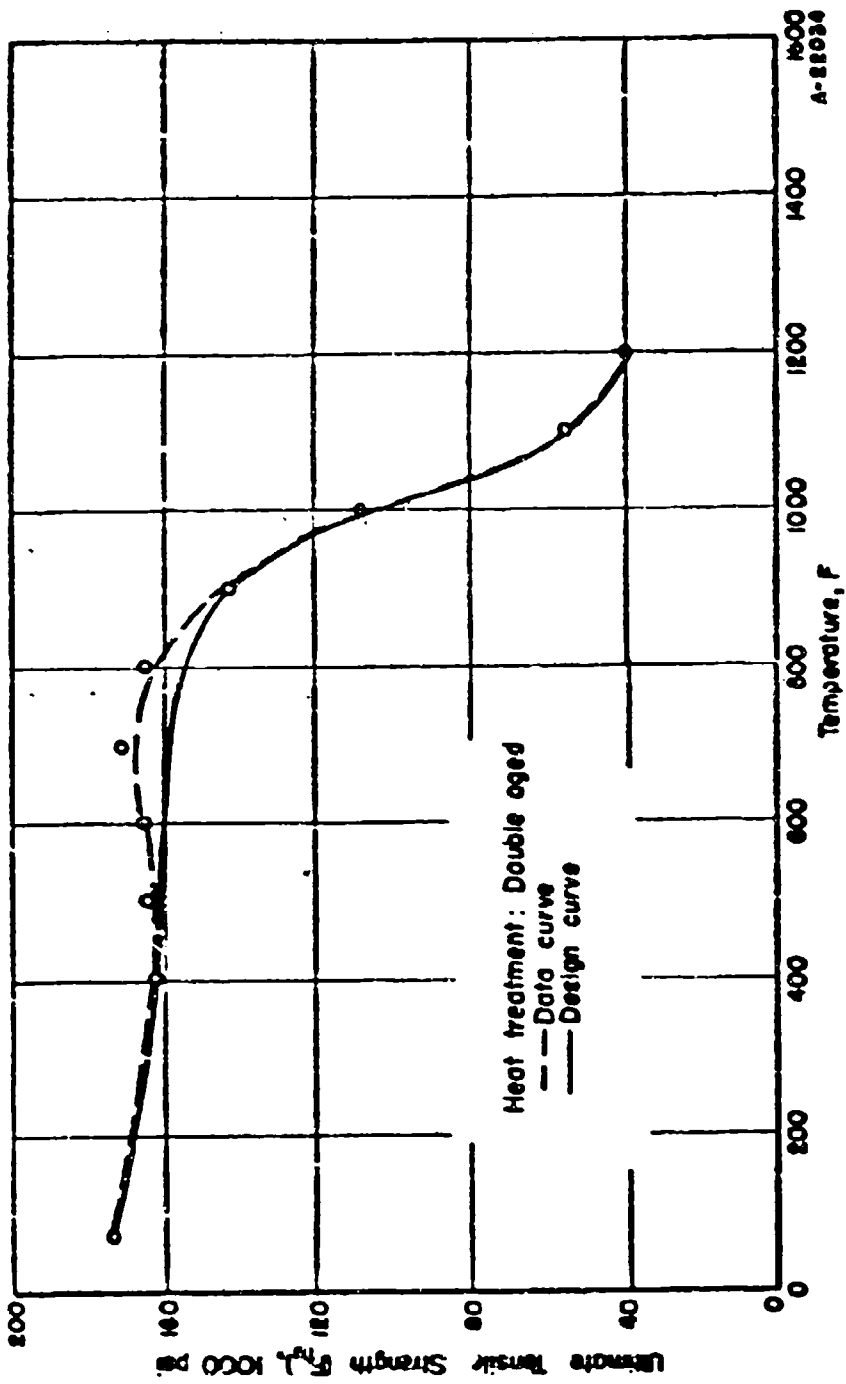


FIGURE 100. TENSILE STRENGTH (F_{tu}) OF AM-350 STAINLESS STEEL (DOUBLE AGED) AT ELEVATED TEMPERATURE

Ref. 358.

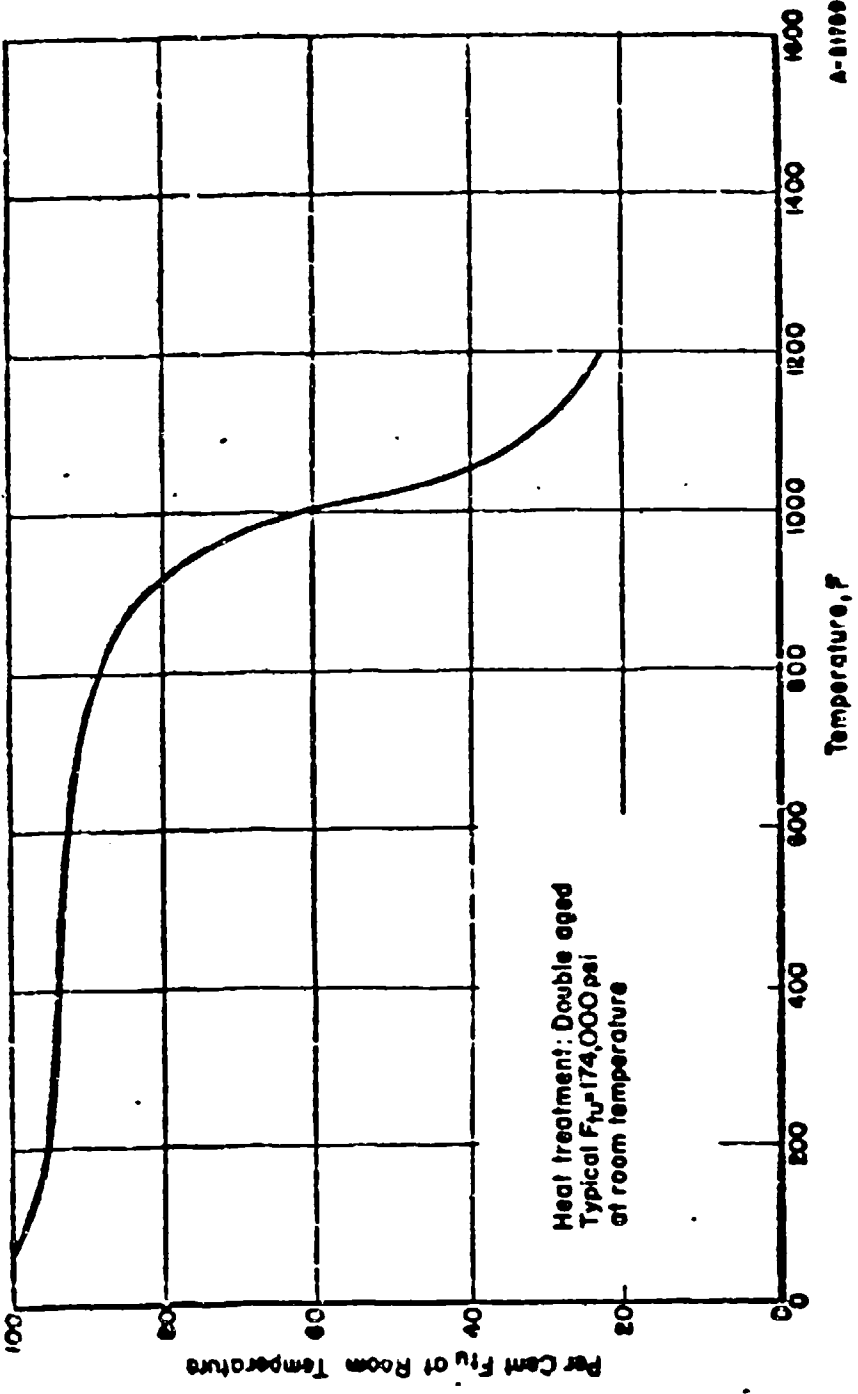



FIGURE 101. DESIGN CURVE FOR TENSILE STRENGTH (F_u) OF AM-350 STAINLESS STEEL (DOUBLE AGED) AT ELEVATED TEMPERATURE
 Ref. 388.



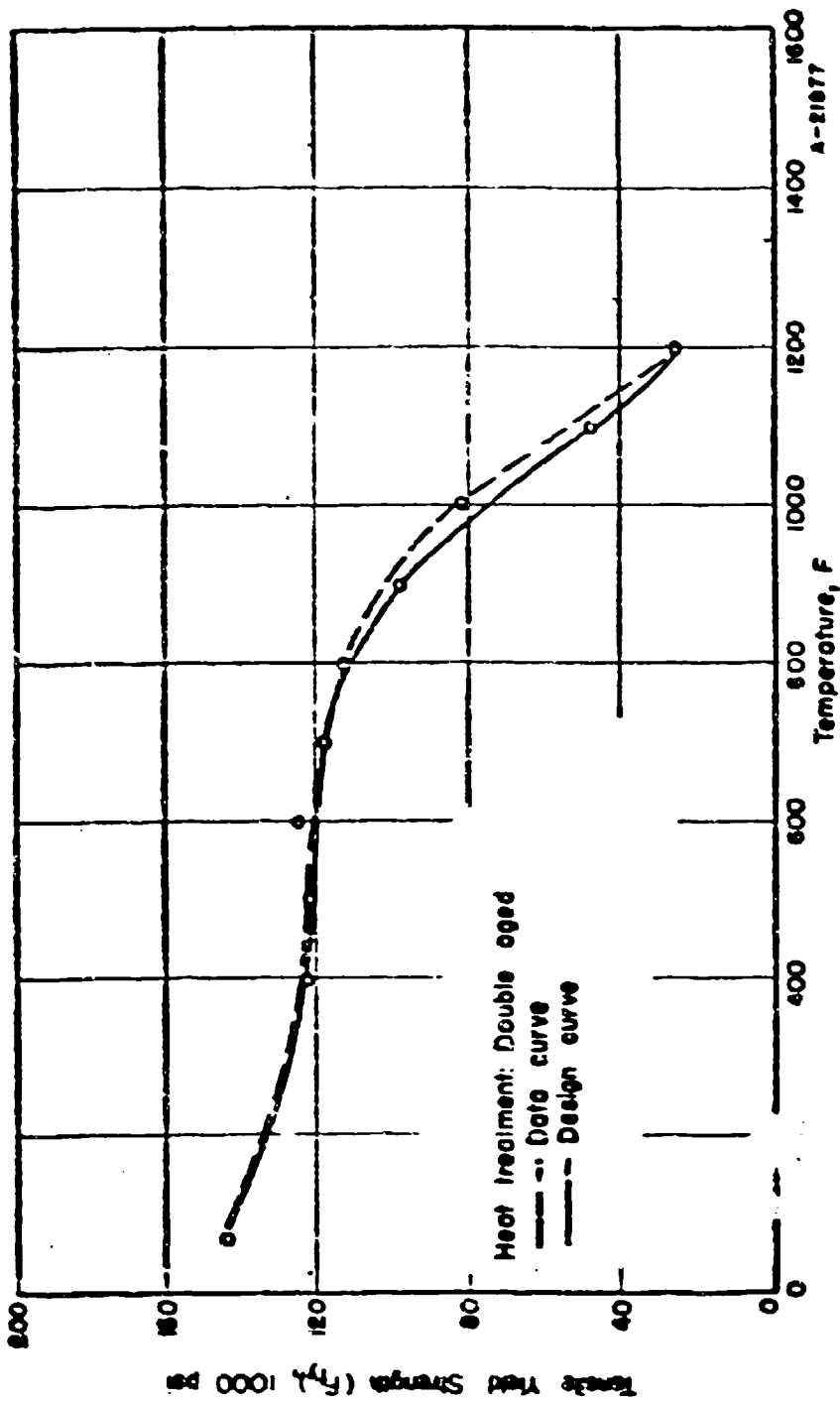


FIGURE 102. TENSILE YIELD STRENGTH (F_y) OF AM-350 STAINLESS STEEL (DOUBLE AGED) AT ELEVATED TEMPERATURE

Ref. 358.

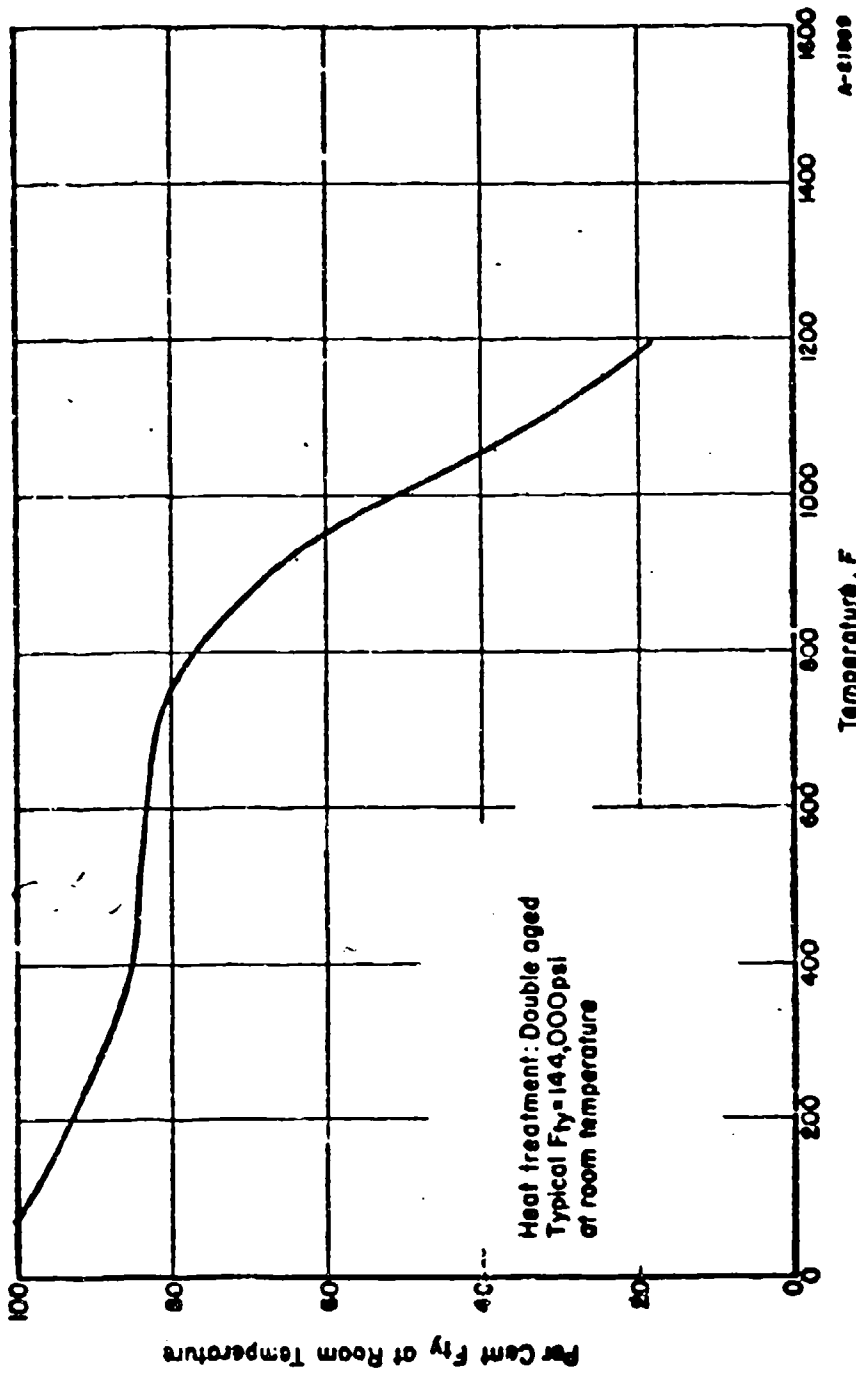


FIGURE 10J. DESIGN CURVE FOR TENSILE YIELD STRENGTH (F_{ty}) OF AM-350 STAINLESS STEEL (DOUBLE AGED) AT ELEVATED TEMPERATURE
 Ref. 358.

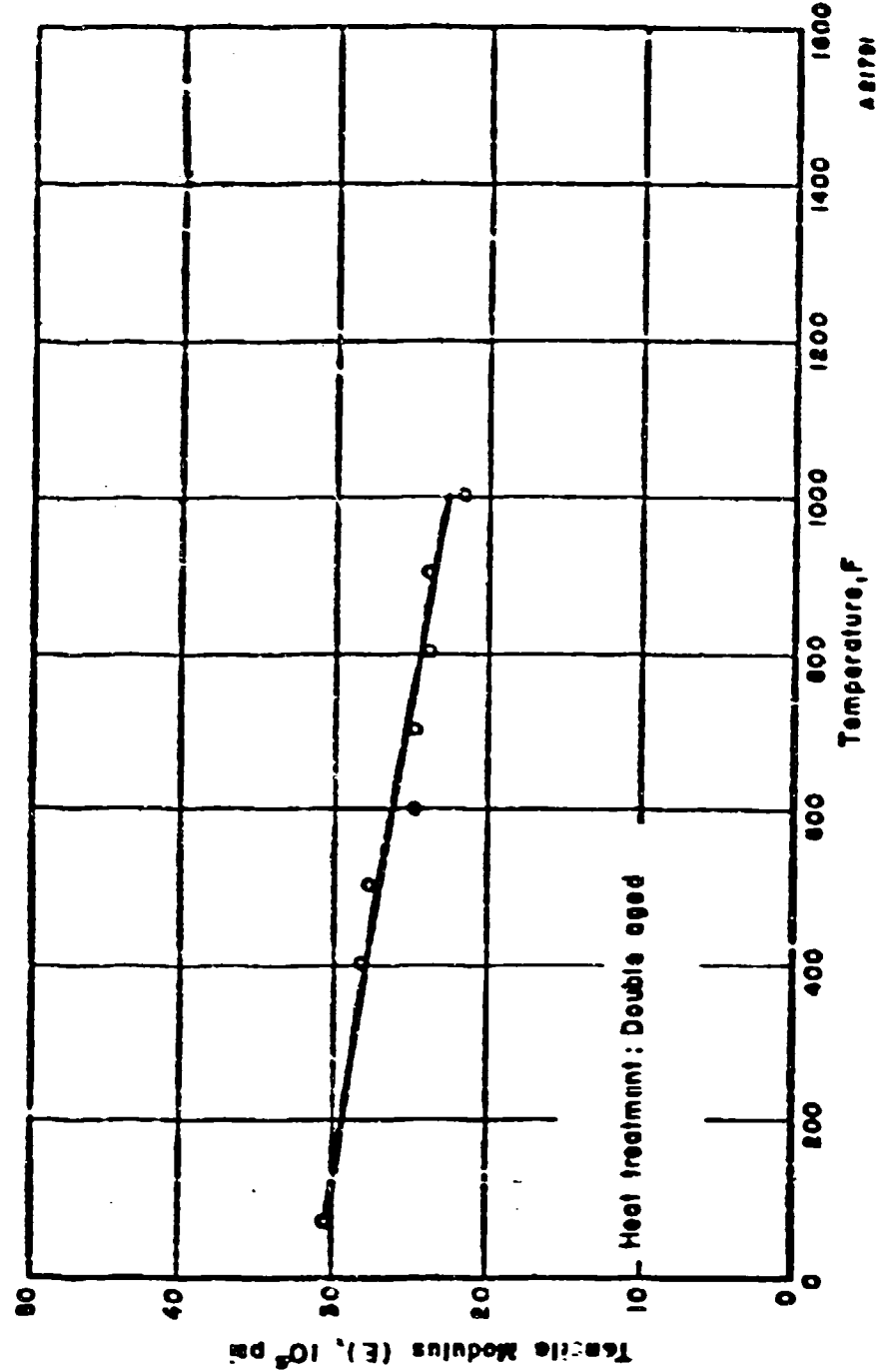



FIGURE 104. TENSILE MODULUS (E) OF AM-350 STAINLESS STEEL (DOUBLED AGED) AT ELEVATED TEMPERATURE

Ref. 358.

5 AM 350-11 32 0278

ERT



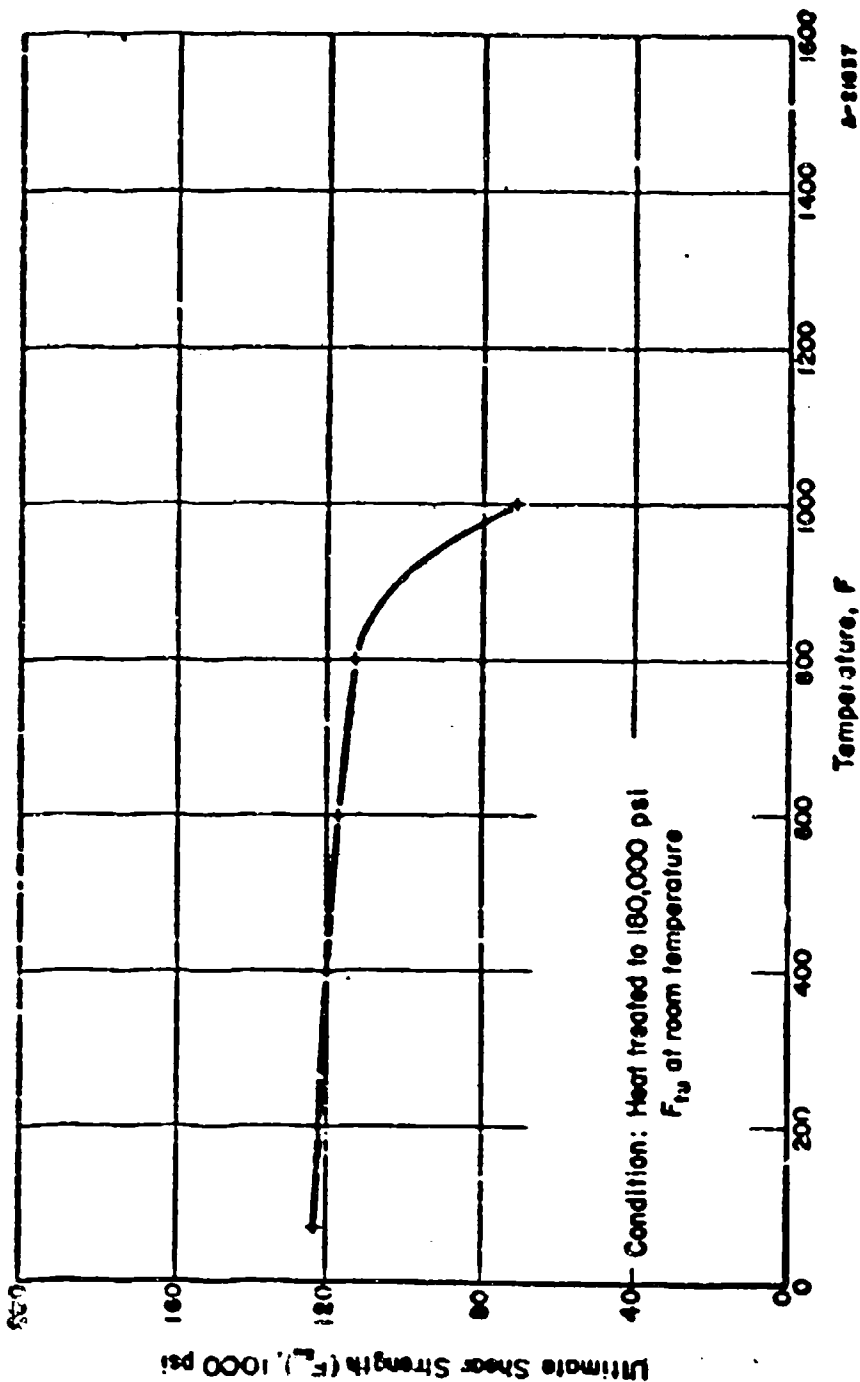


FIGURE 105, SHEAR STRENGTH (F_{su}) OF AM-350 STAINLESS STEEL AT ELEVATED TEMPERATURE

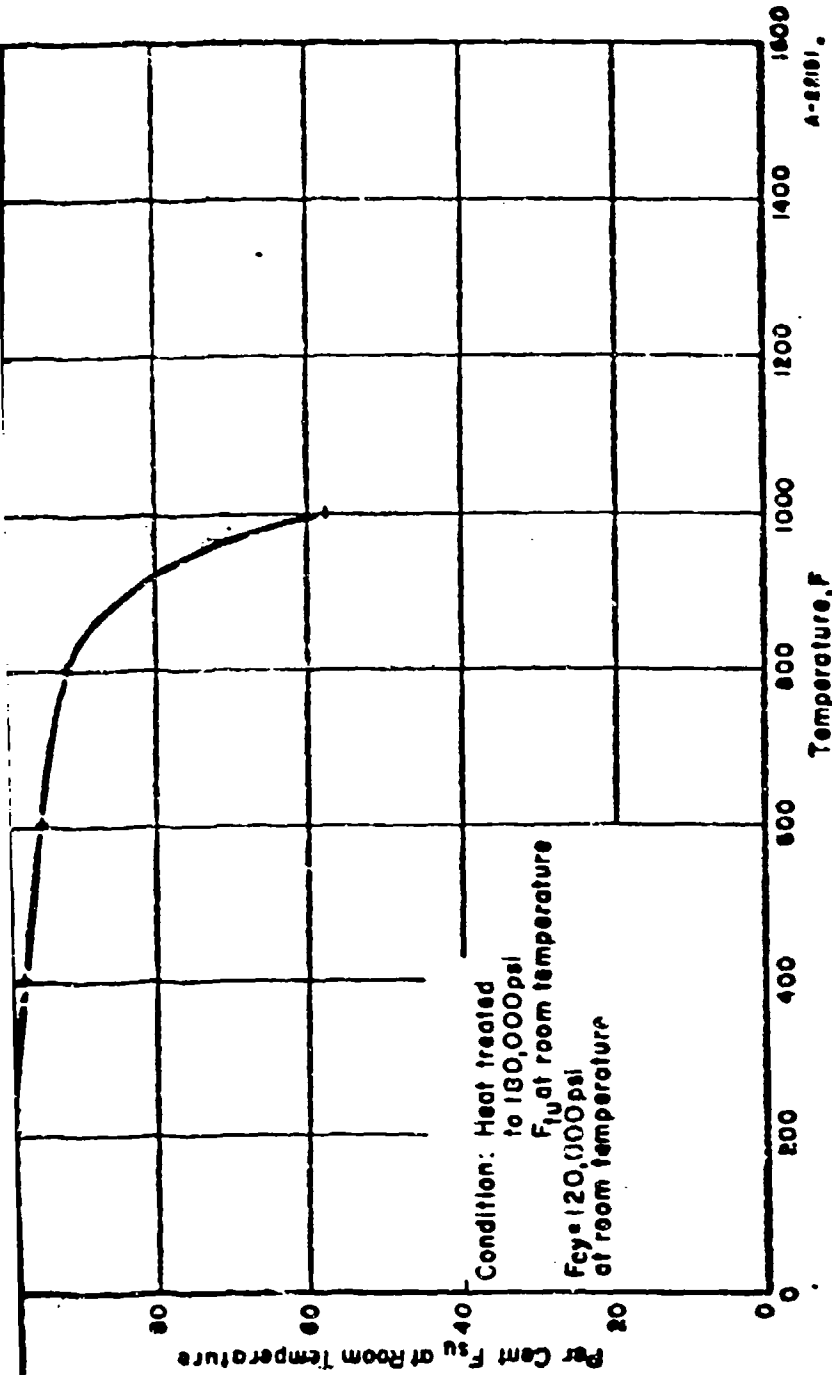
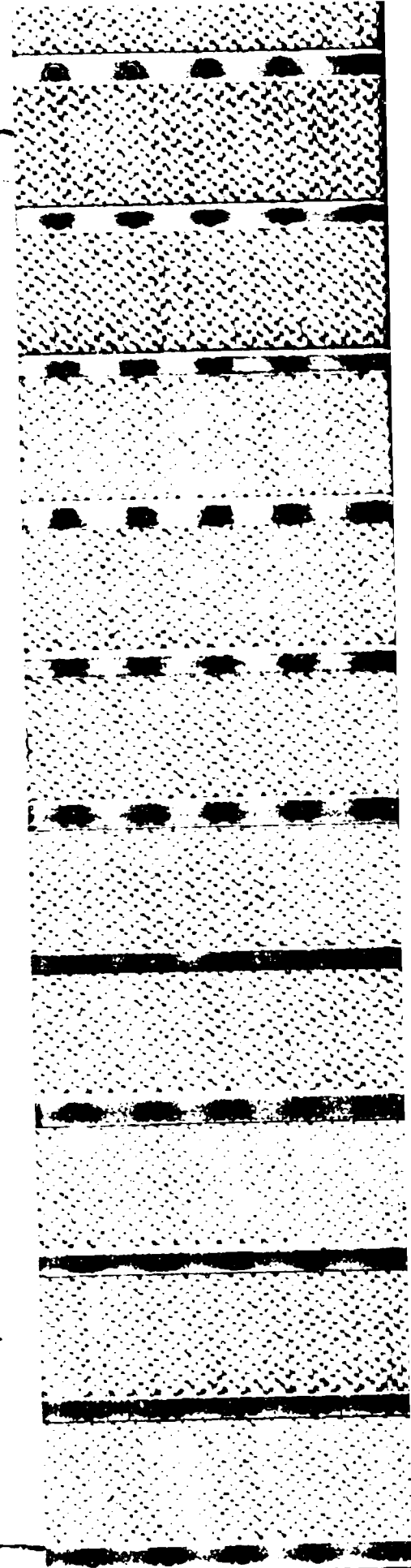


FIGURE 106. DESIGN CURVE FOR SHEAR STRENGTH (F_{su}) OF AM-350 STAINLESS STEEL AT ELEVATED TEMPERATURE



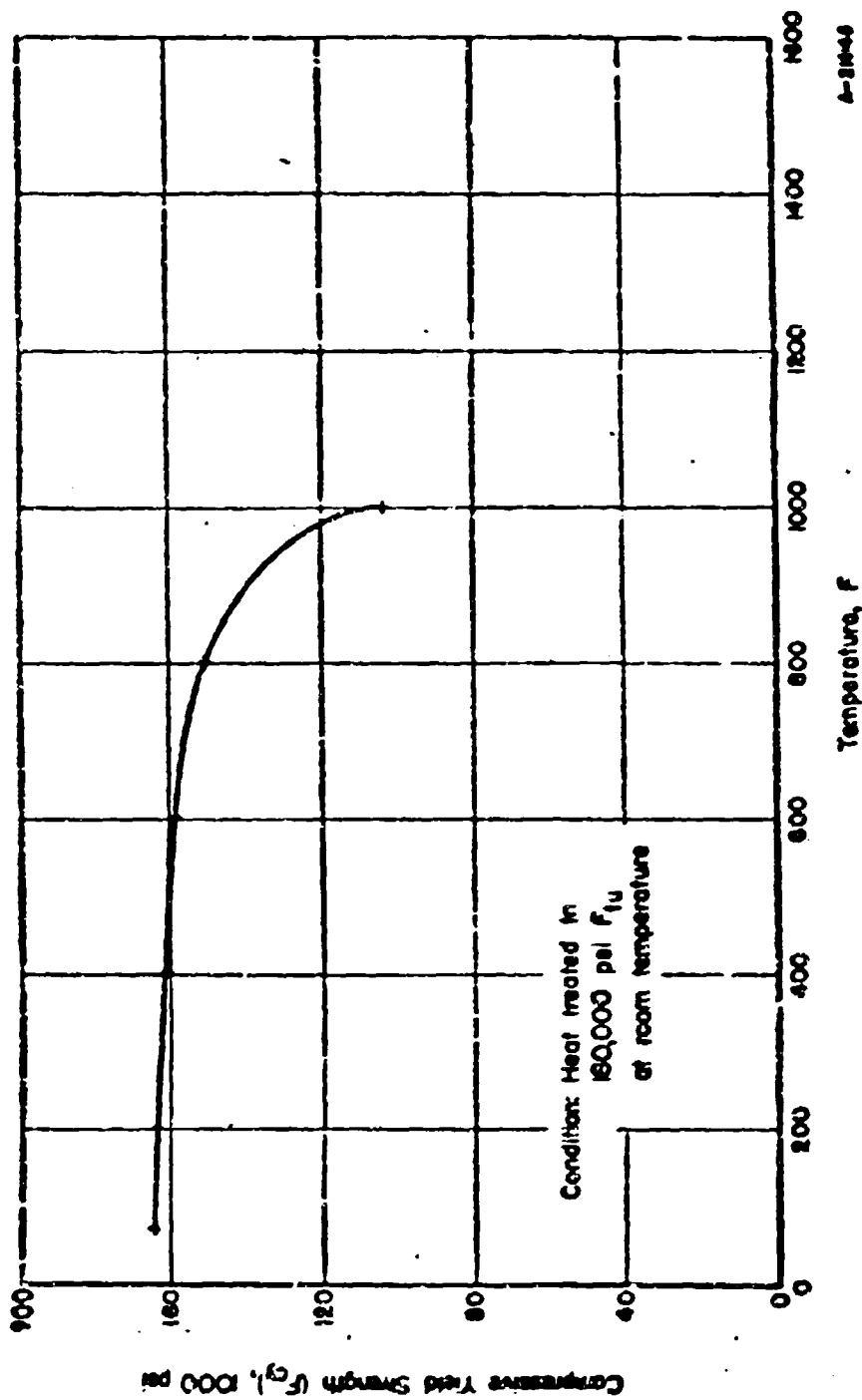



FIGURE 107. COMPRESSIVE YIELD STRENGTH (F_{cy}) OF AM-350 STAINLESS STEEL AT ELEVATED TEMPERATURE



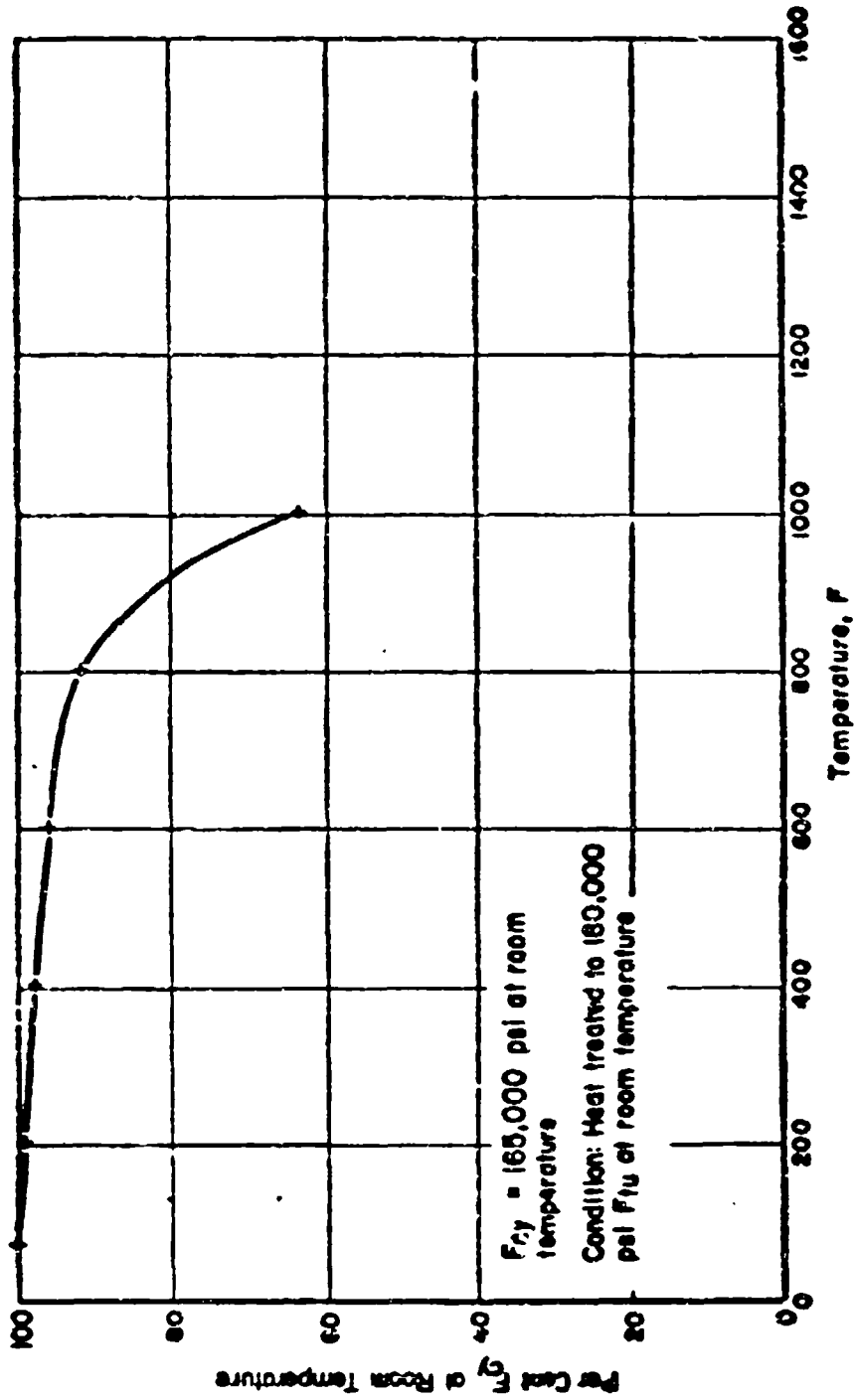



FIGURE 108. DESIGN CURVE FOR COMPRESSIVE YIELD STRENGTH (F_{cy}) OF AM-350 STAINLESS STEEL AT ELEVATED TEMPERATURE



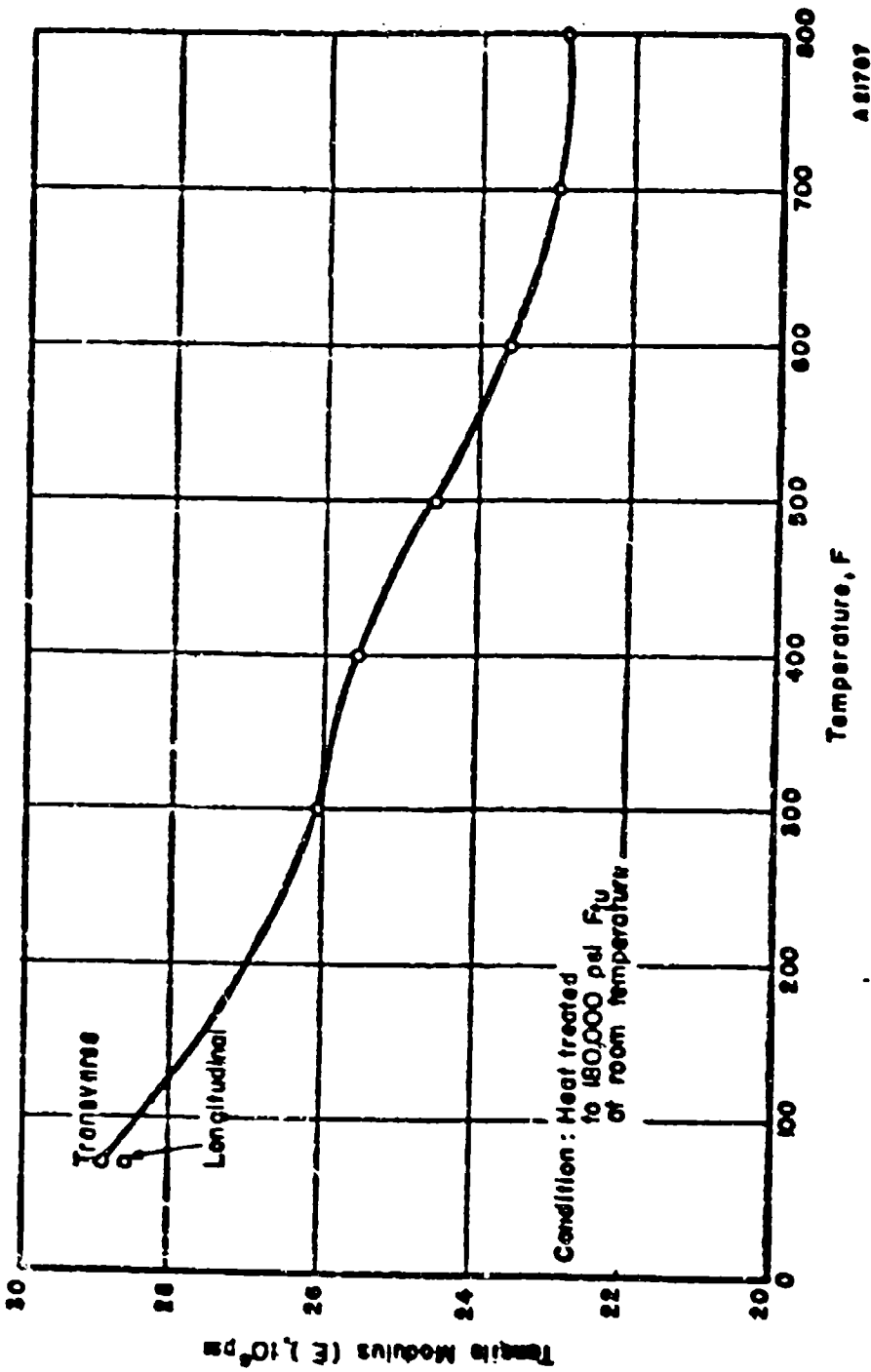


FIGURE 109. TENSILE MODULUS (E) OF AM-350 STAINLESS STEEL AT ELEVATED TEMPERATURE

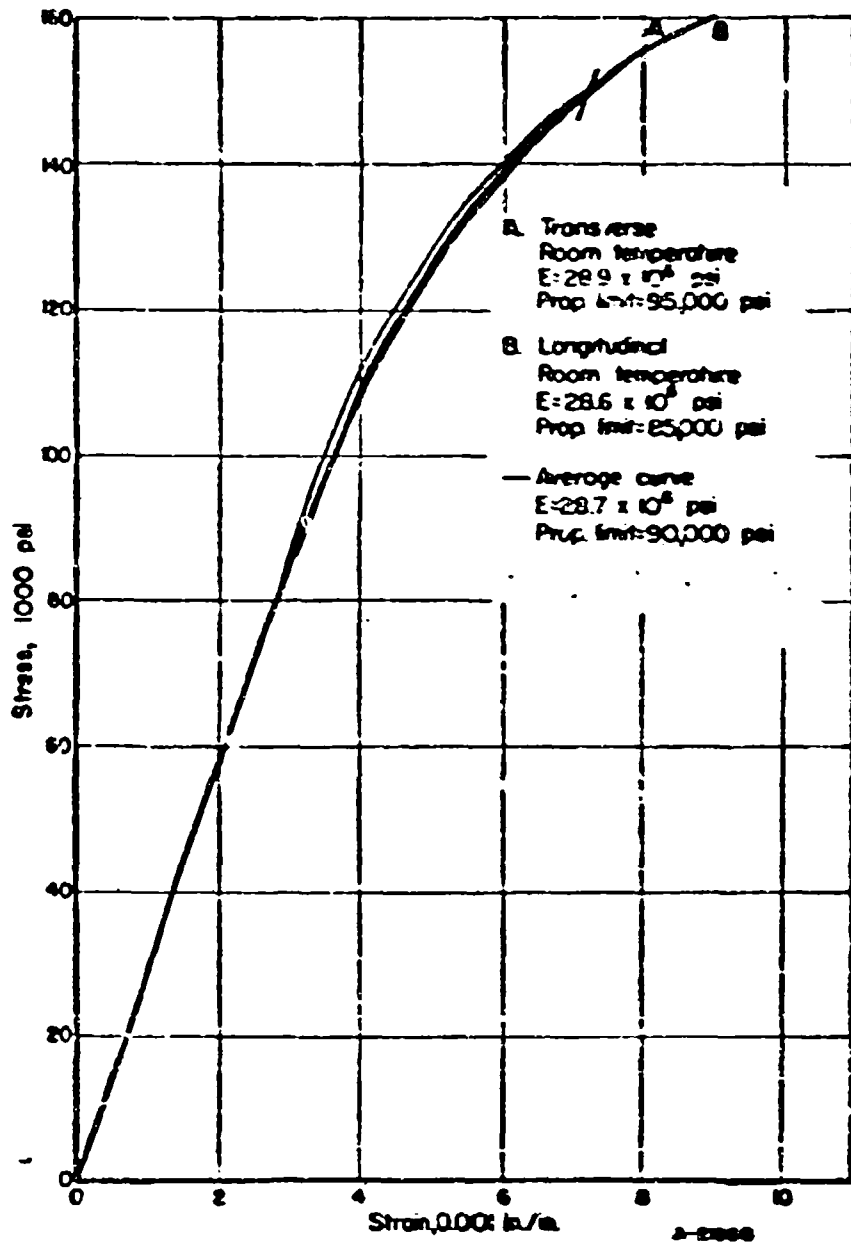


FIGURE 110. TENSILE STRESS-STRAIN CURVES FOR AM-350 STAINLESS STEEL AT ROOM TEMPERATURE

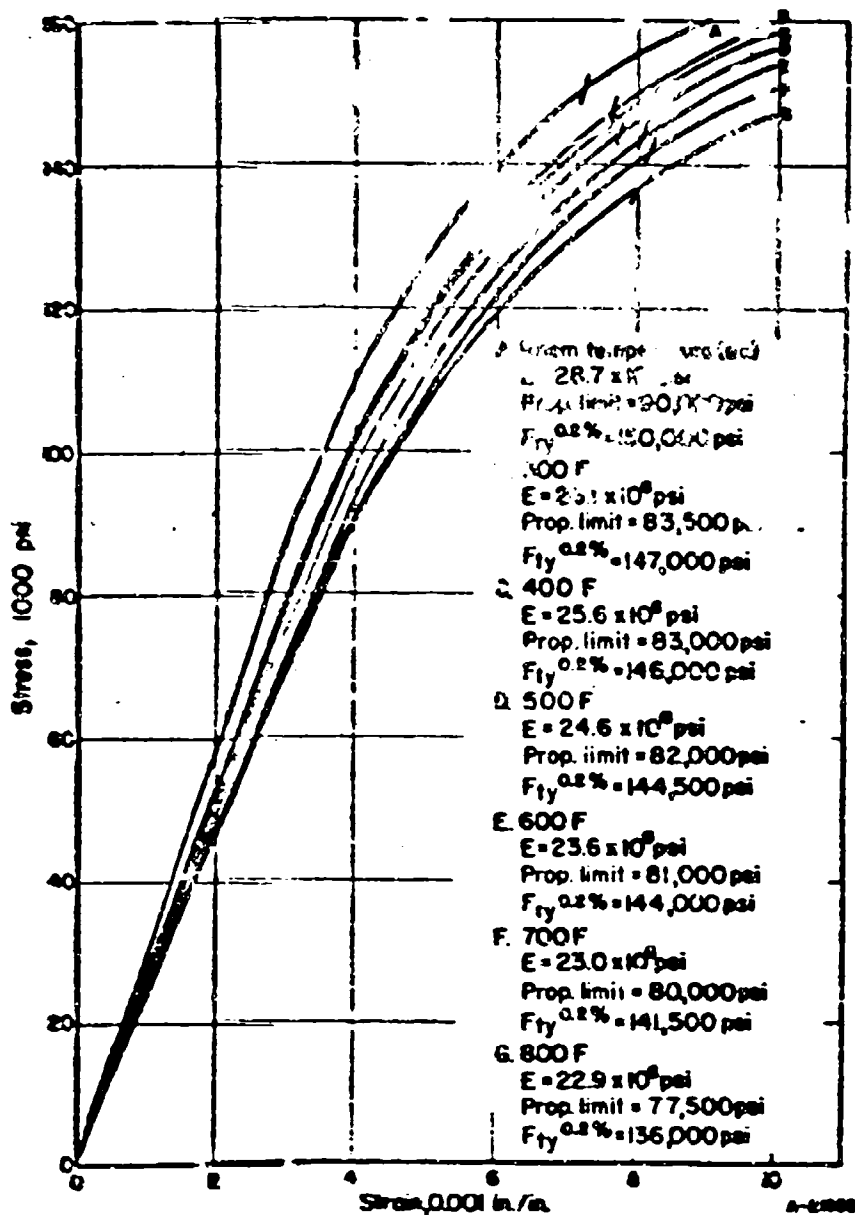


FIGURE 111. TENSILE STRESS-STRAIN CURVES FOR AM-350 STAINLESS STEEL AT ROOM AND ELEVATED TEMPERATURE

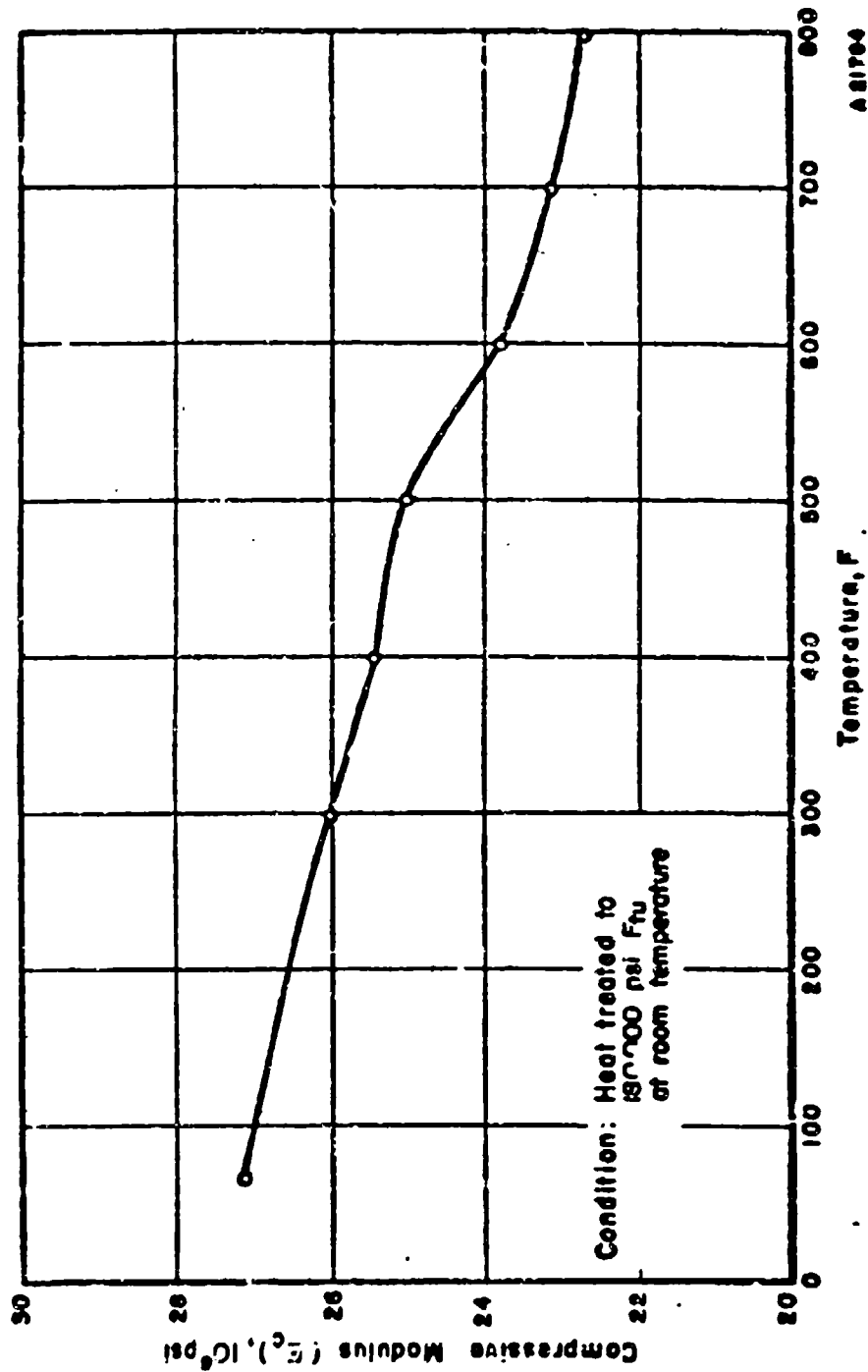


FIGURE 112. COMPRESSIVE MODULUS (E_c) OF AM-350 STAINLESS STEEL AT ELEVATED TEMPERATURE

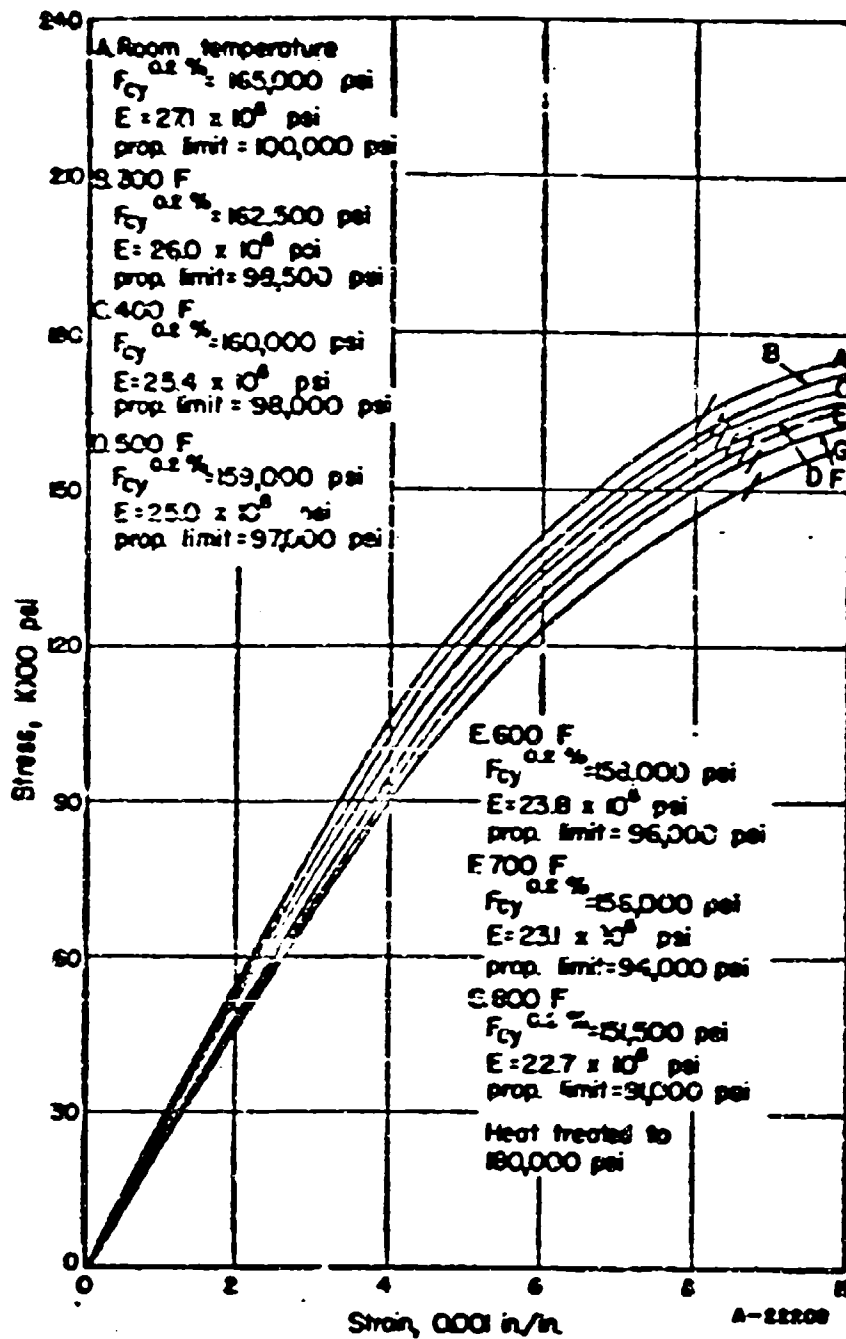


FIGURE 113. COMPRESSIVE STRESS-STRAIN CURVES FOR AM-350 STAINLESS STEEL AT ROOM AND ELEVATED TEMPERATURE

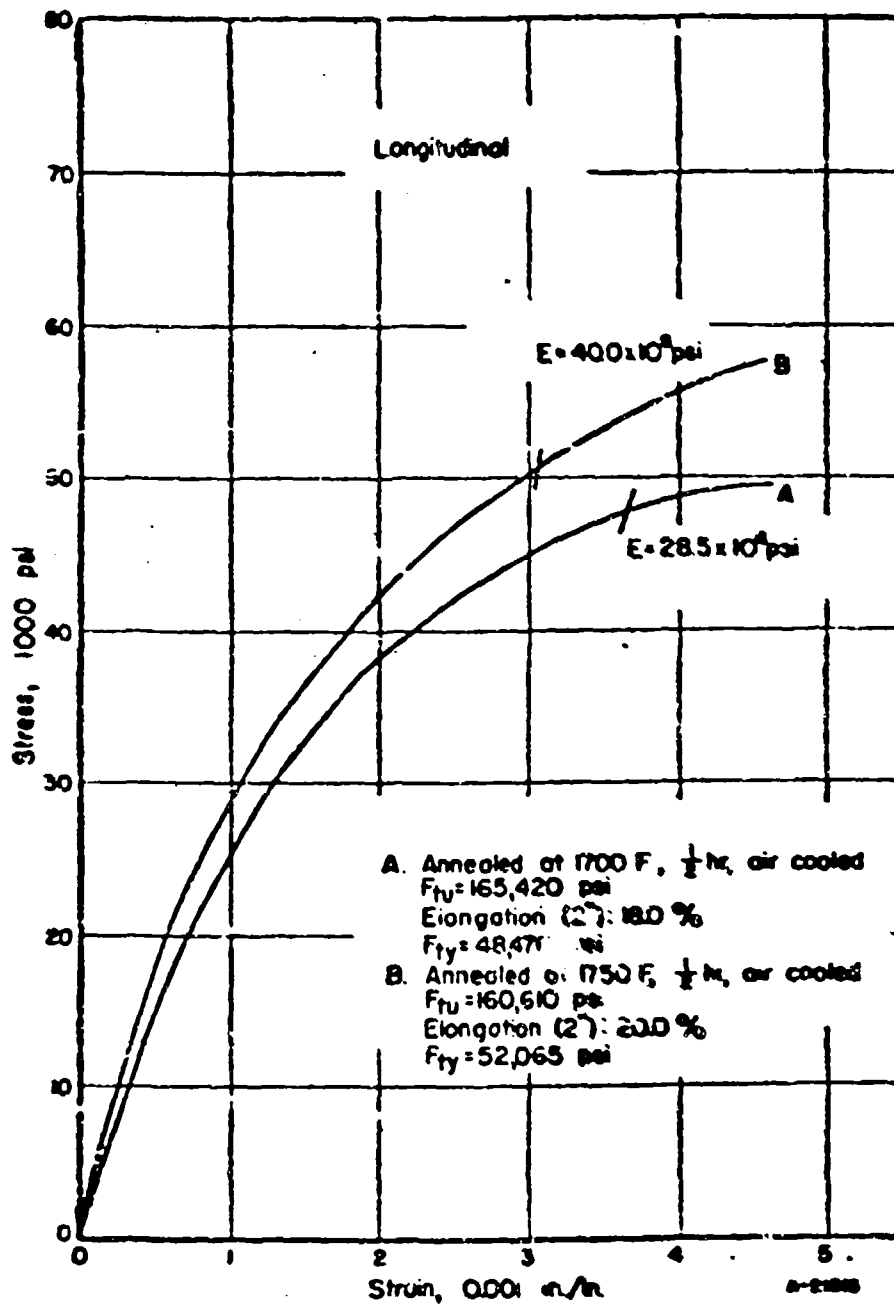


FIGURE 114. EFFECT OF ANNEALING AT 1700 F AND 1750 F ON THE TENSILE STRESS-STRAIN CURVE OF AM-350 STAINLESS STEEL AT ROOM TEMPERATURE (LONGITUDINAL PROPERTY)

Ref. 85.

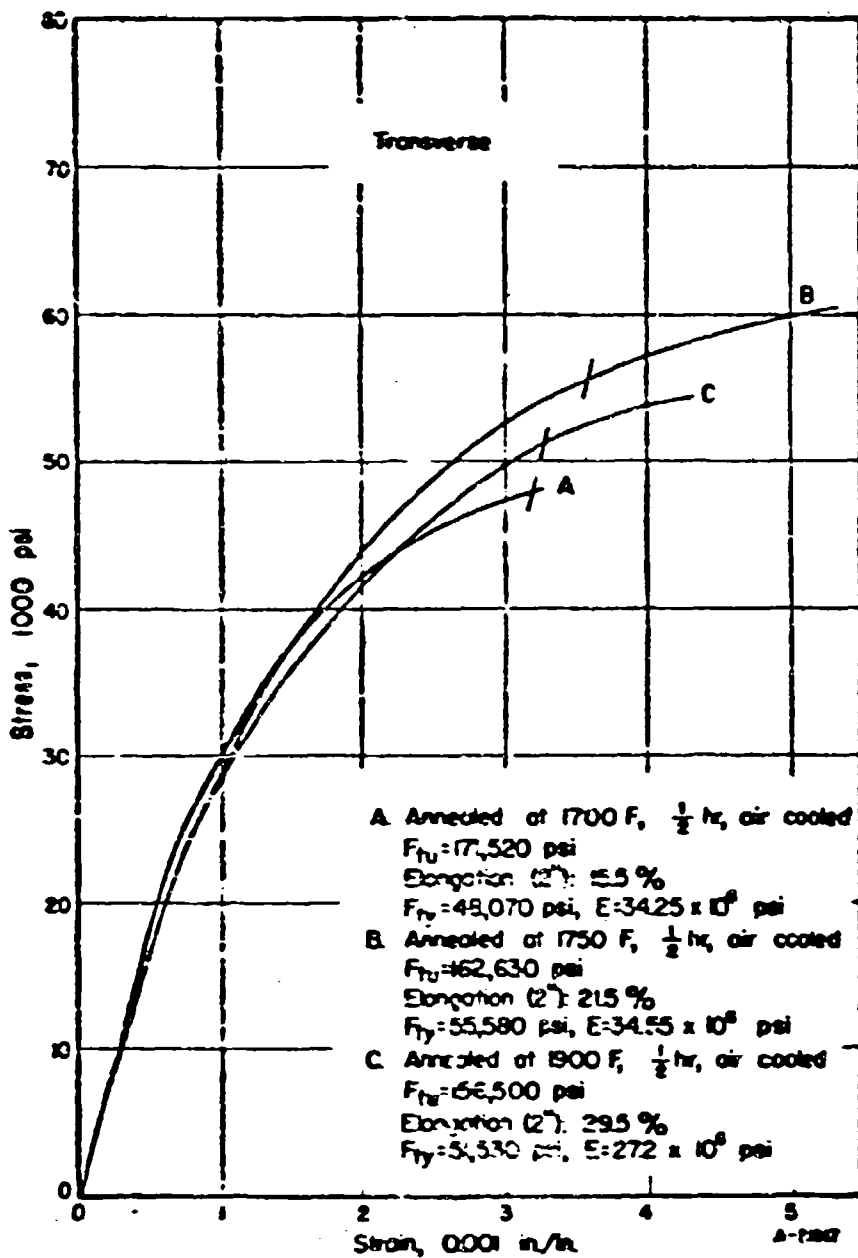


FIGURE 115. EFFECT OF ANNEALING AT 1700 F, 1750 F, AND 1900 F ON THE TENSILE STRESS-STRAIN CURVE OF 304-350 STAINLESS STEEL AT ROOM TEMPERATURE (TRANSVERSE PROPERTY)

Ref. 85.

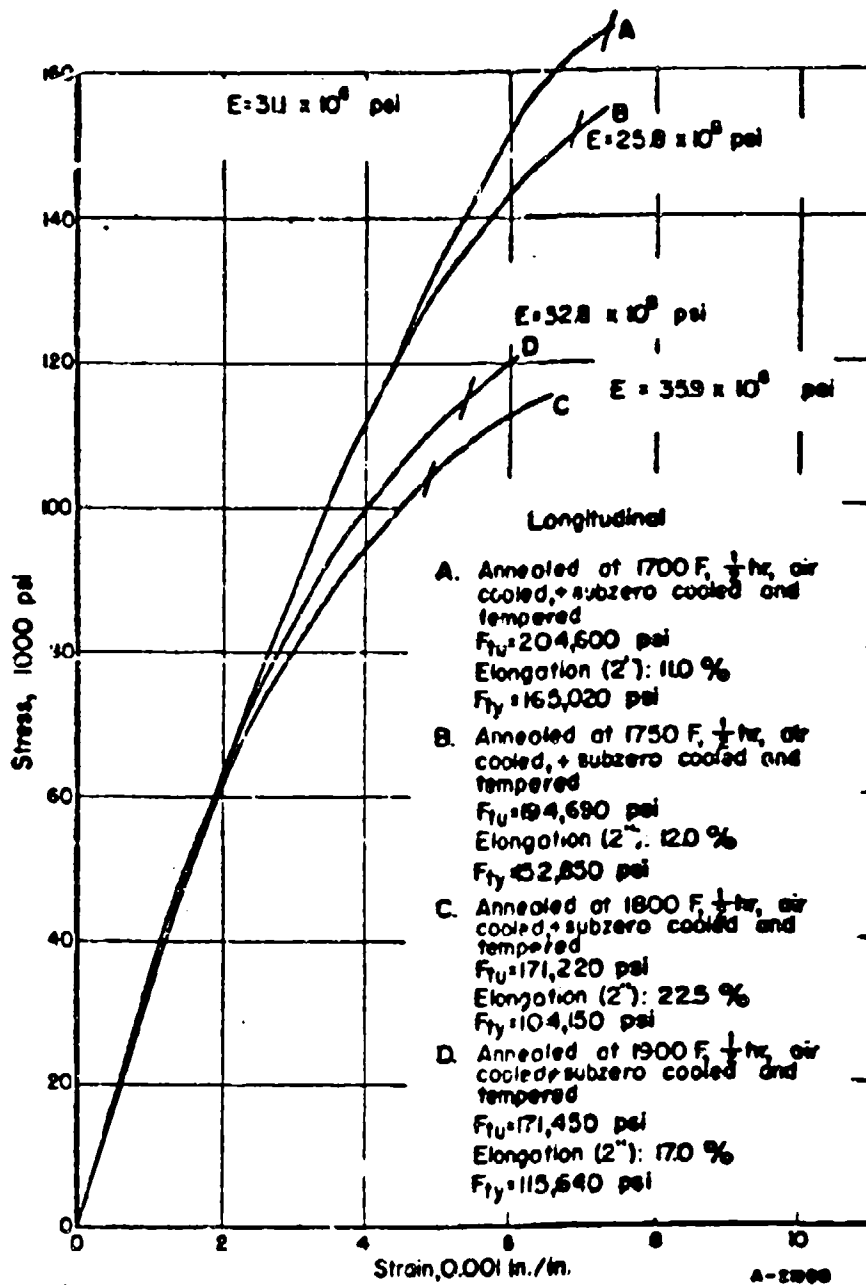


FIGURE 116. EFFECT OF ANNEALING, AT 1700 F, 1750 F, 1800 F, AND 1900 F SUBZERO COOLING, AND TEMPERING ON THE TENSILE STRESS-STRAIN CURVE OF AM-350 STAINLESS STEEL AT ROOM TEMPERATURE (LONGITUDINAL PROPERTY)

Ref. 85.

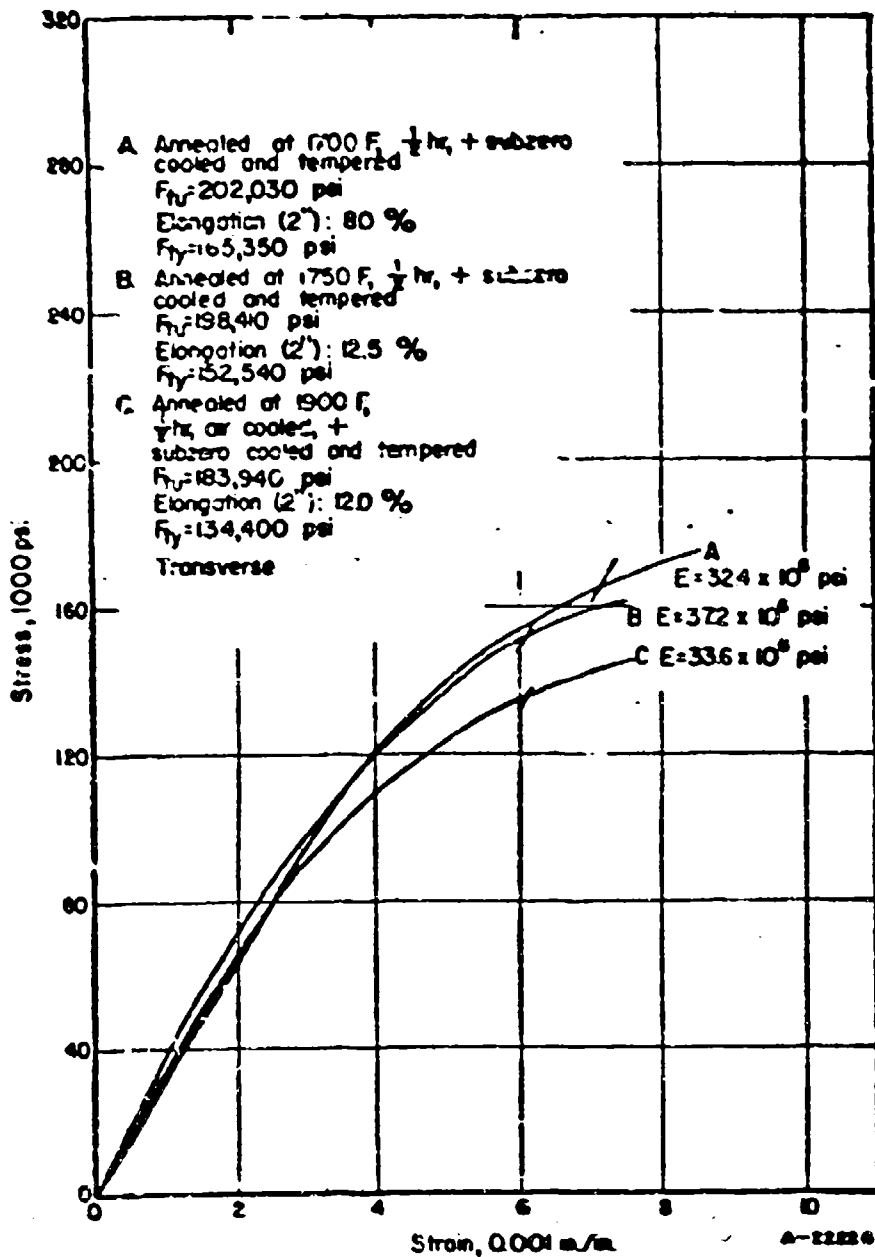


FIGURE 117. EFFECT OF ANNEALING, SUBZERO COOLING, AND TEMPERING ON THE TENSILE STRESS-STRAIN CURVE OF AM-350 STAINLESS STEEL AT ROOM TEMPERATURE (TRANSVERSE PROPERTY)

Ref. 25.

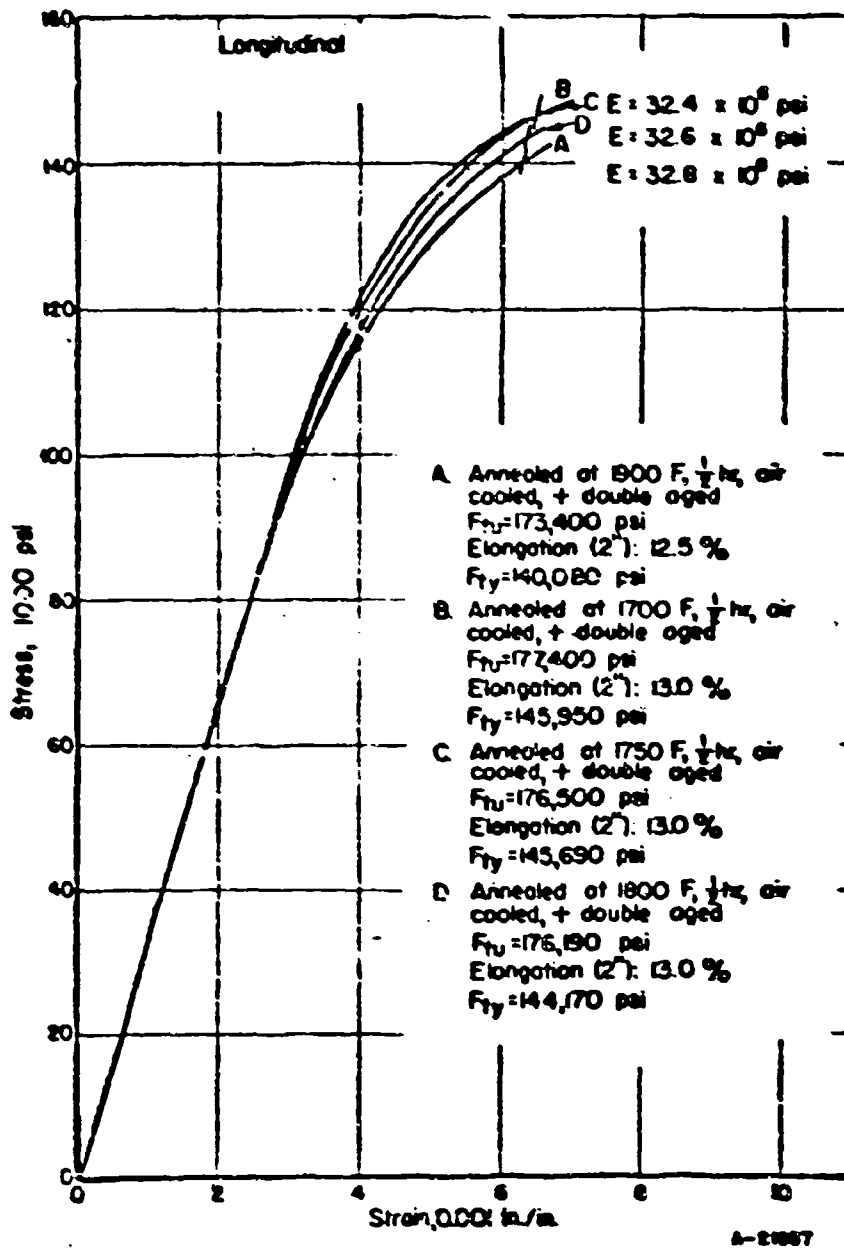


FIGURE 118. EFFECT OF ANNEALING, AT 1700 F, 1750 F, 1800 F, AND 1900 F AIR COOLING, AND DOUBLE AGING ON THE TENSILE STRESS-STRAIN CURVE OF AM-350 STAINLESS STEEL AT ROOM TEMPERATURE (LONGITUDINAL PROPERTY)

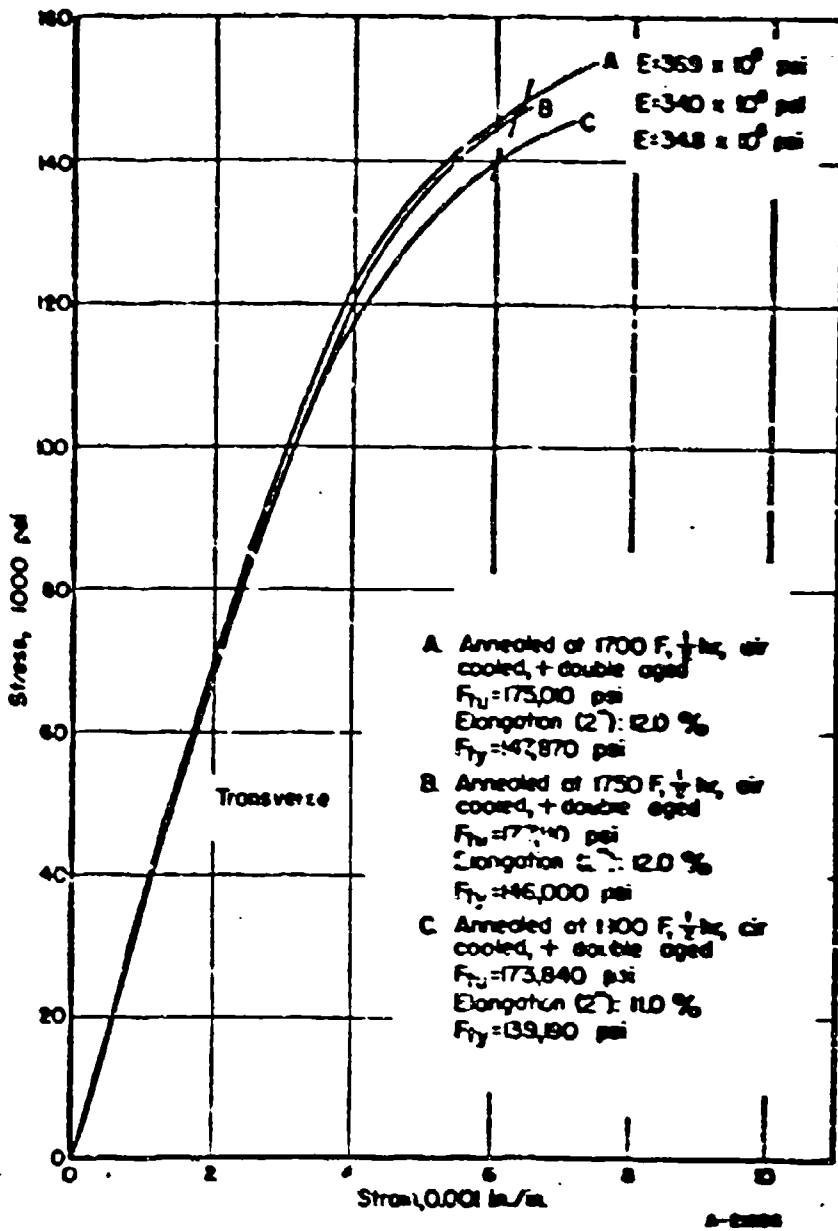


FIGURE 119. EFFECT OF ANNEALING, AT 1700 F, 1750 F, AND 1900 F AIR COOLING, AND DOUBLE AGING ON THE TENSILE STRESS-STRAIN CURVE OF AM-350 STAINLESS STEEL AT ROOM TEMPERATURE (TRANSVERSE PROPERTY)

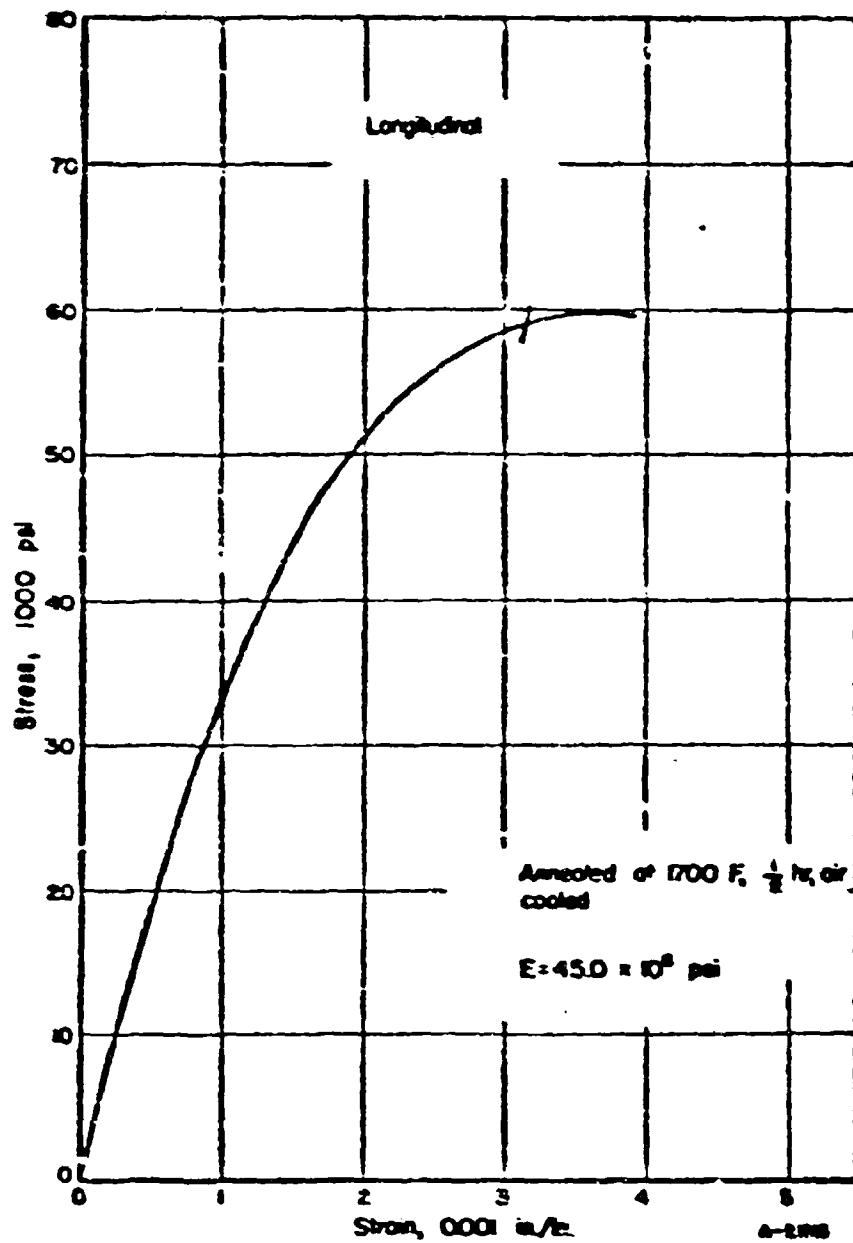


FIGURE 120. EFFECT OF ANNEALING AT 1700 F ON THE COMPRESSIVE STRESS-STRAIN CURVE OF AM-350 STAINLESS STEEL AT ROOM TEMPERATURE (LONGITUDINAL PROPERTY)

Ref. 85.
 WADC TR 55-150 Pt 3

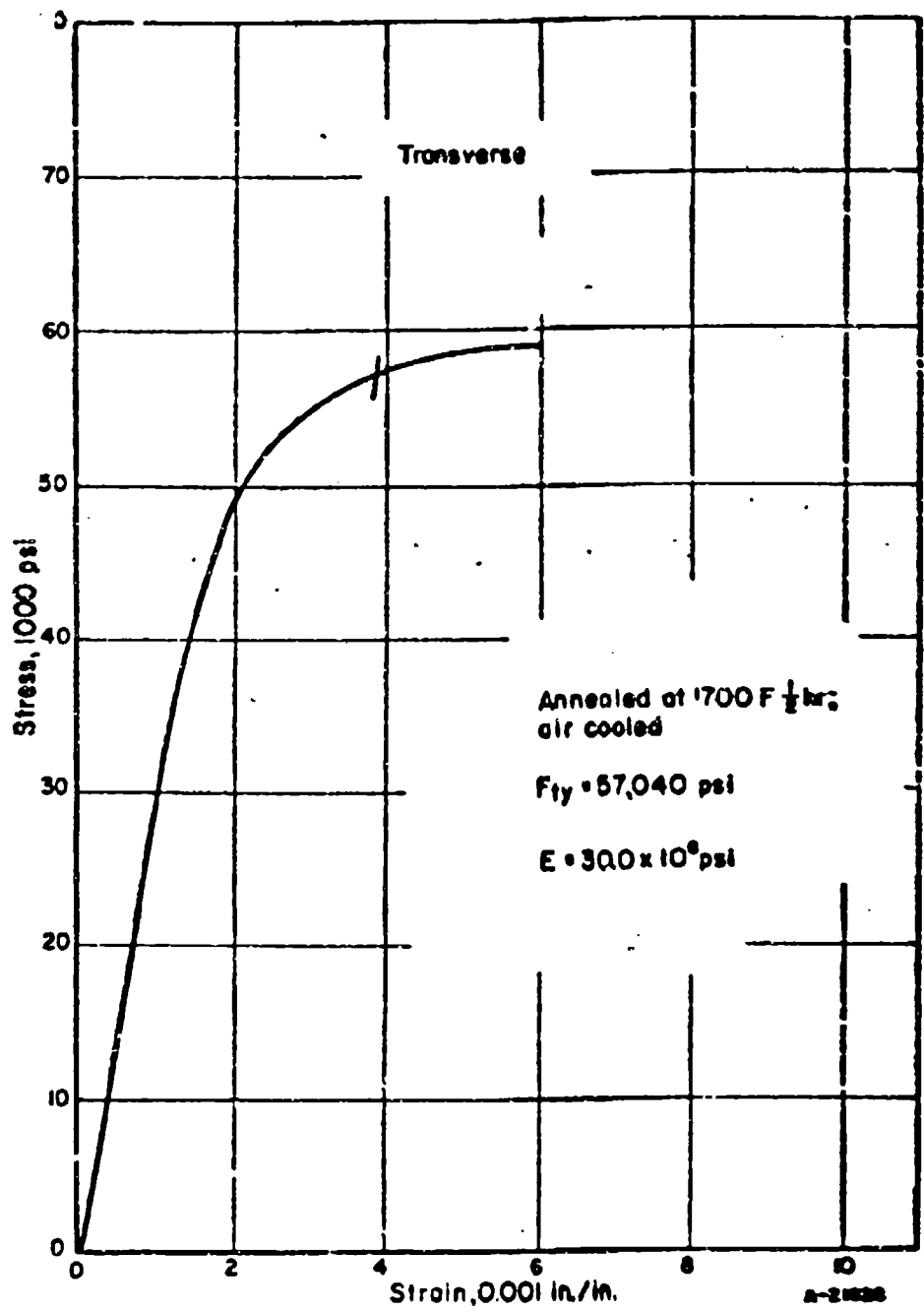



FIGURE 121. EFFECT OF ANNEALING AT 1700 F ON THE COMPRESSIVE STRESS-STRAIN CURVE OF AM-350 STAINLESS STEEL AT ROOM TEMPERATURE (TRANSVERSE PROPERTY)



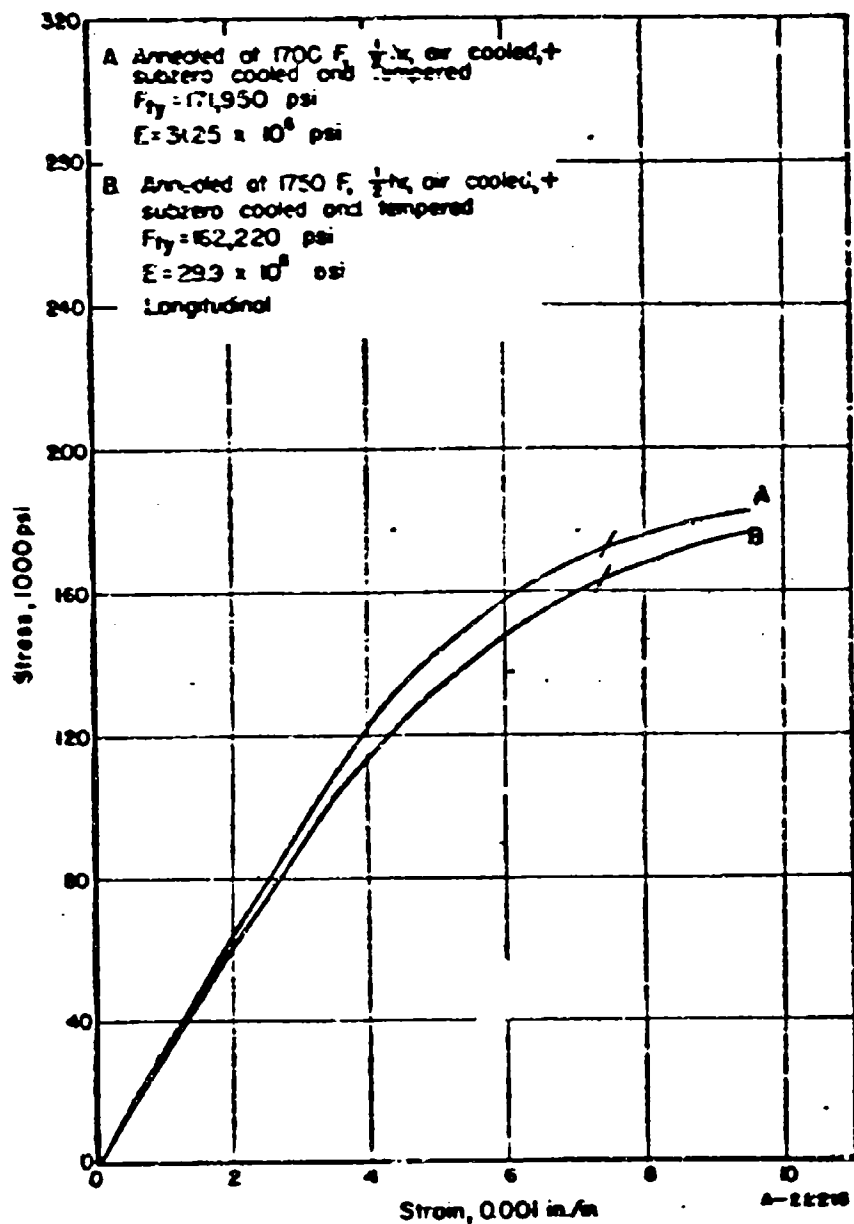


FIGURE 122. EFFECT OF ANNEALING, SUBZERO COOLING, AND TEMPERING ON THE COMPRESSIVE STRESS-STRAIN CURVE AM-350 STAINLESS STEEL AT ROOM TEMPERATURE (LONGITUDINAL PROPERTY)

Ref. 85.

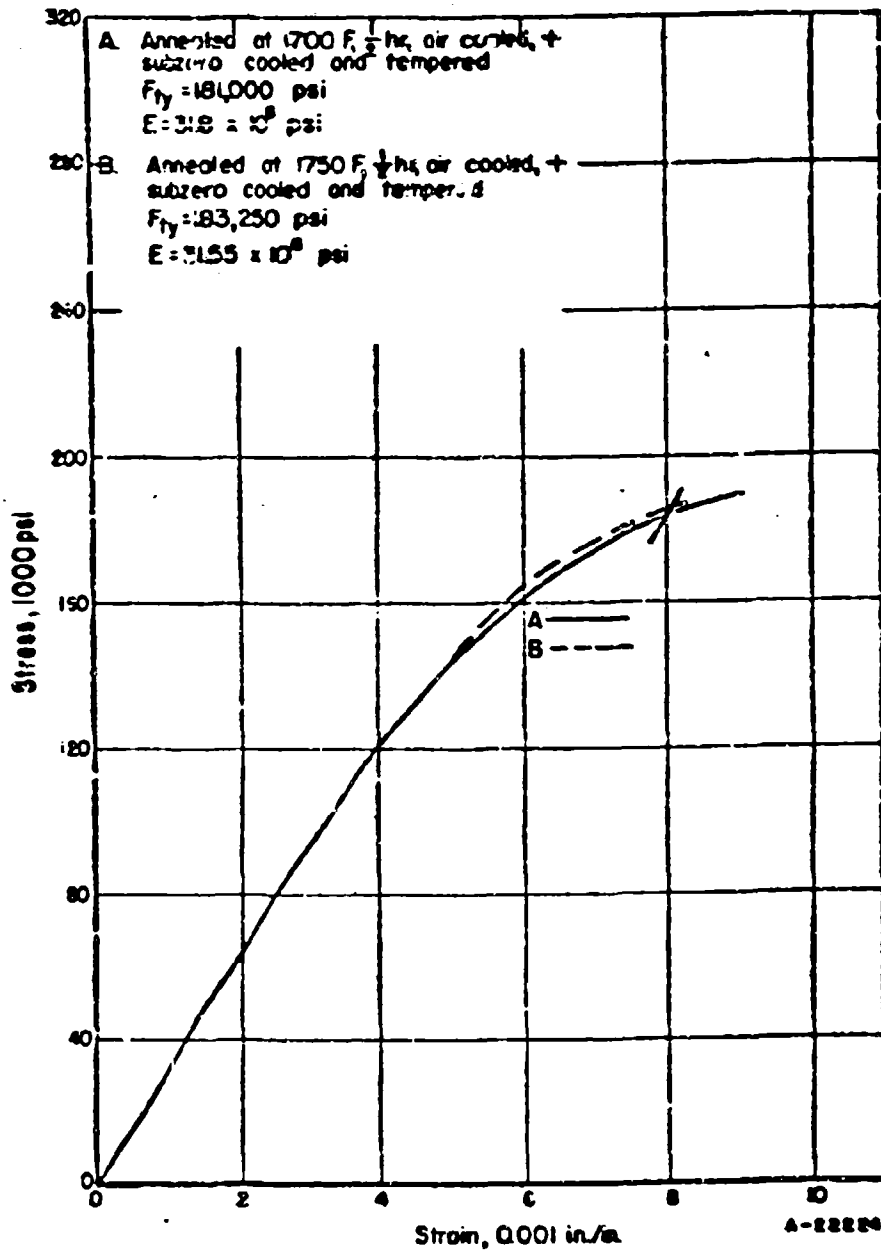


FIGURE 123. EFFECT OF ANNEALING, SUBZERO COOLING, AND TEMPERING ON THE COMPRESSIVE STRESS-STRAIN CURVE OF AM-350 STAINLESS STEEL AT ROOM TEMPERATURE (TRANSVERSE PROPERTY)

Ref. 85.

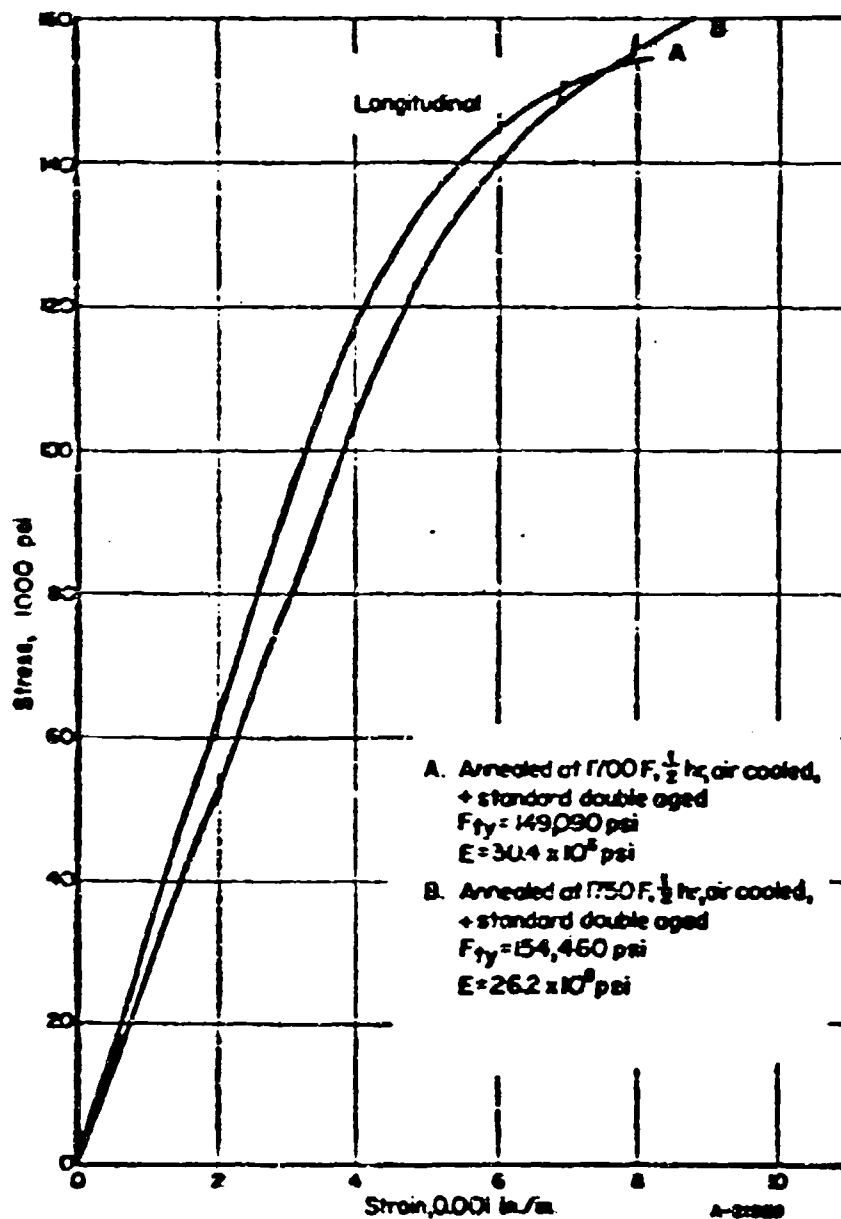


FIGURE 12. EFFECT OF ANNEALING AT 1700 F AND 1750 F AND STANDARD DOUBLE AGING ON THE COMPRESSIVE STRESS-STRAIN CURVE OF AM-350 STAINLESS STEEL AT ROOM TEMPERATURE (LONGITUDINAL PROPERTY)

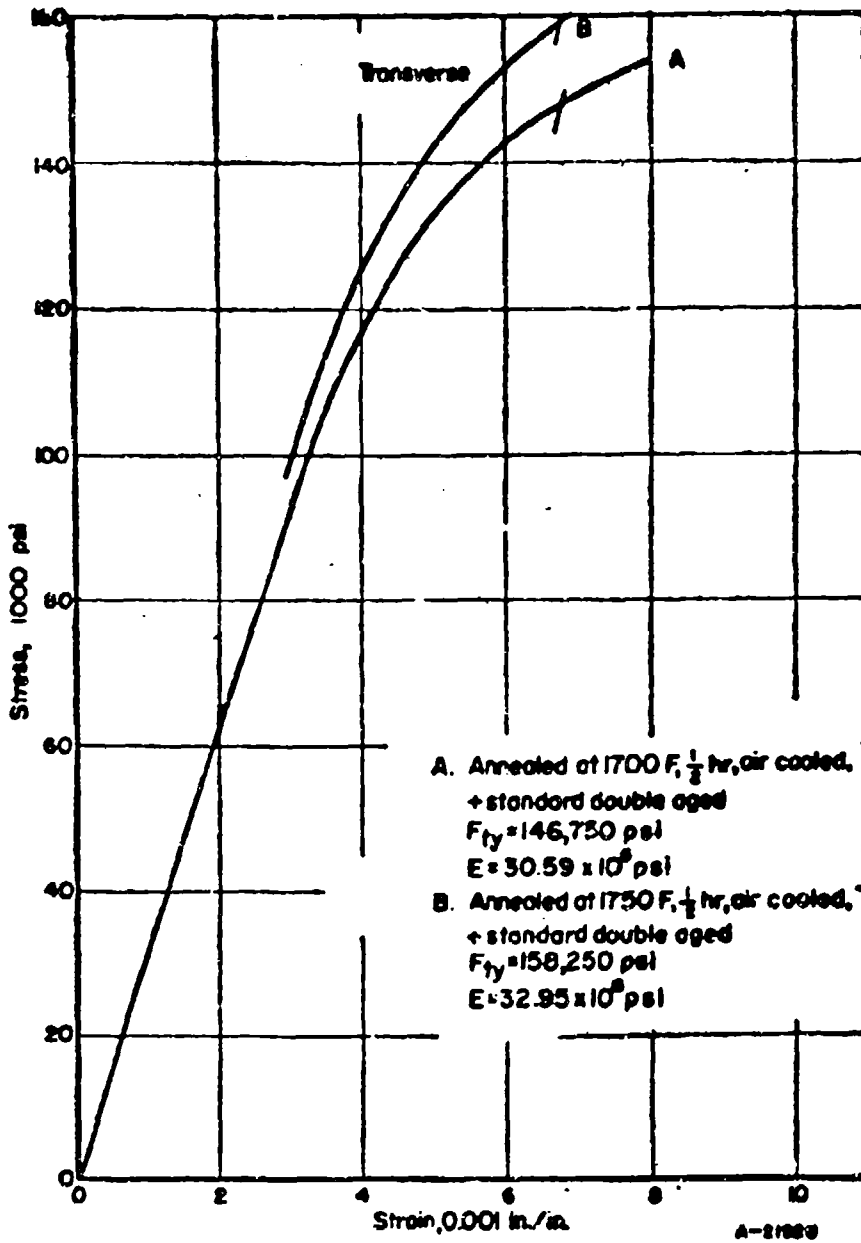


FIGURE 125. EFFECT OF ANNEALING AT 1700 F AND 1750 F AND STANDARD DOUBLE AGING ON THE COMPRESSIVE STRESS-STRAIN CURVE OF AM-350 STAINLESS STEEL AT ROOM TEMPERATURE (TRANSVERSE PROPERTY)

17-4PH STAINLESS STEEL

17-4PH has a composition that has been termed a "severely unbalanced" AISI 301. The austenitic phase is so unstable that it transforms to martensite at about 200 to 300 F, upon cooling from the annealing temperature. Aging at about 900 to 1000 F promotes precipitation of intermetallic compounds from the martensite. The nominal composition of 17-4PH is shown in Table 7.

TABLE 7. NOMINAL CHEMICAL COMPOSITION OF 17-4PH STAINLESS STEEL

Element	Weight Per Cent
Chromium	16.50
Nickel	4.00
Copper	4.00
Columbium (niobium) + tantalum	0.35
Carbon, maximum	0.07
Iron	Balance

The short-time, elevated-temperature properties of 17-4PH are shown in the following curves:

- (1) Tensile properties, Figures 126 through 129 and 138
- (2) Compressive properties, Figures 130 and 131
- (3) Shear properties, Figures 132 and 133
- (4) Bearing properties, Figures 134 through 137
- (5) Modulus of elasticity, Figures 139 and 141
- (6) Stress-strain curves, Figures 140 and 142

Data are available on 17-4PH for all surveyed strength properties.

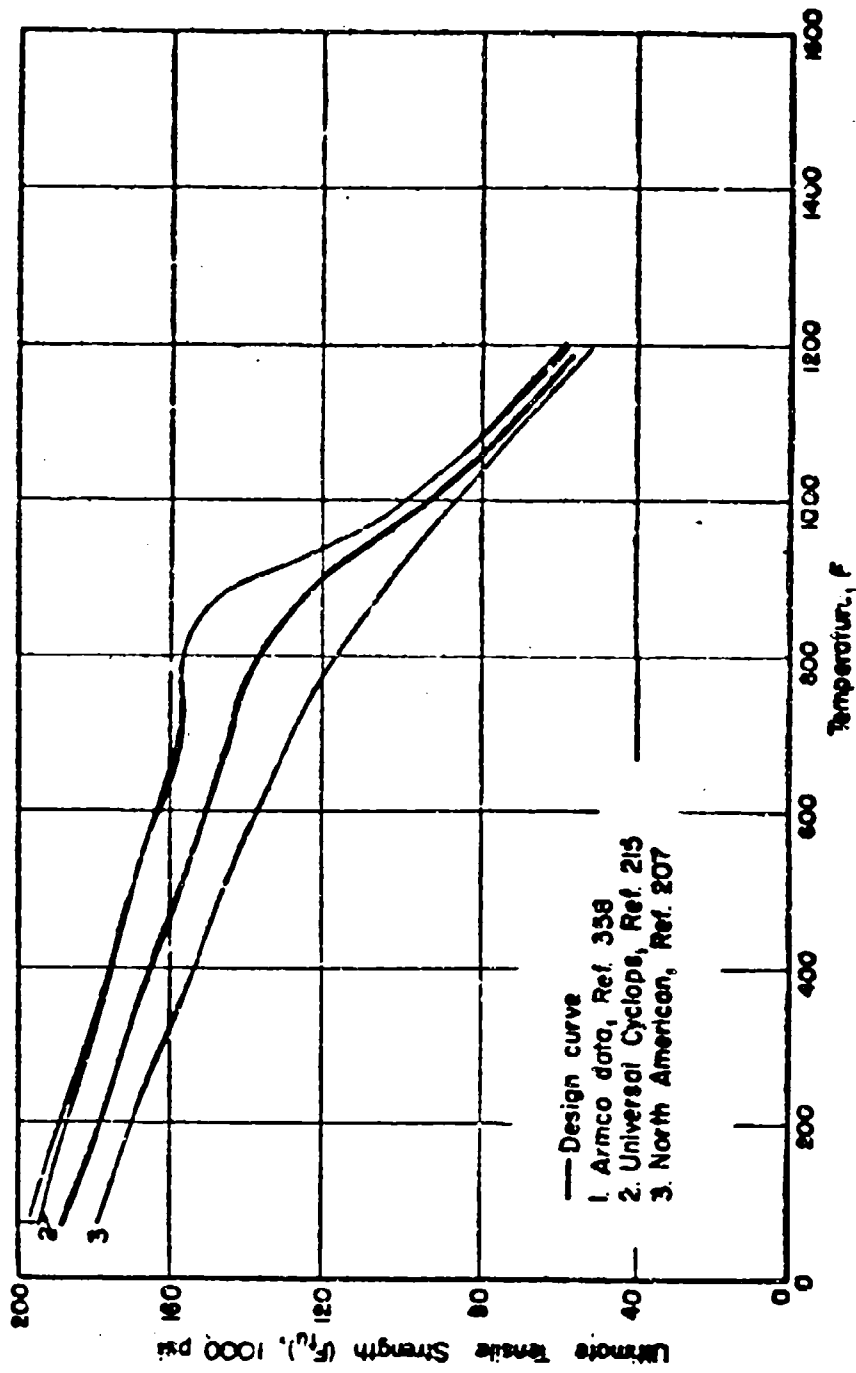


FIGURE 126. TENSILE STRENGTH (F_u) OF 17-4PH STAINLESS STEEL AT ELEVATED TEMPERATURE

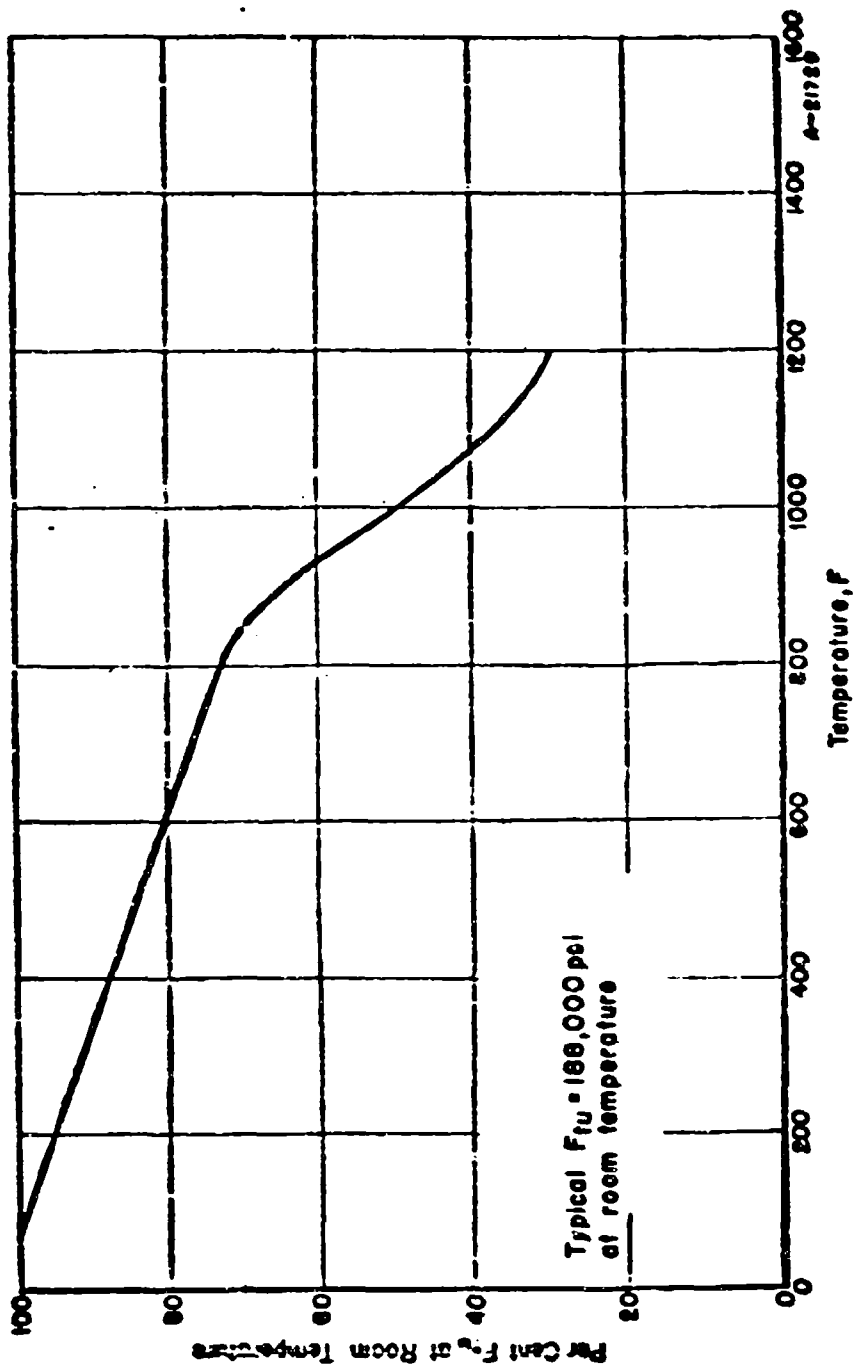


FIGURE 127. DESIGN CURVE FOR TENSILE STRENGTH (F_u) OF 17-4PH STAINLESS STEEL AT ELEVATED TEMPERATURE

Ref. 207, 215, 358.

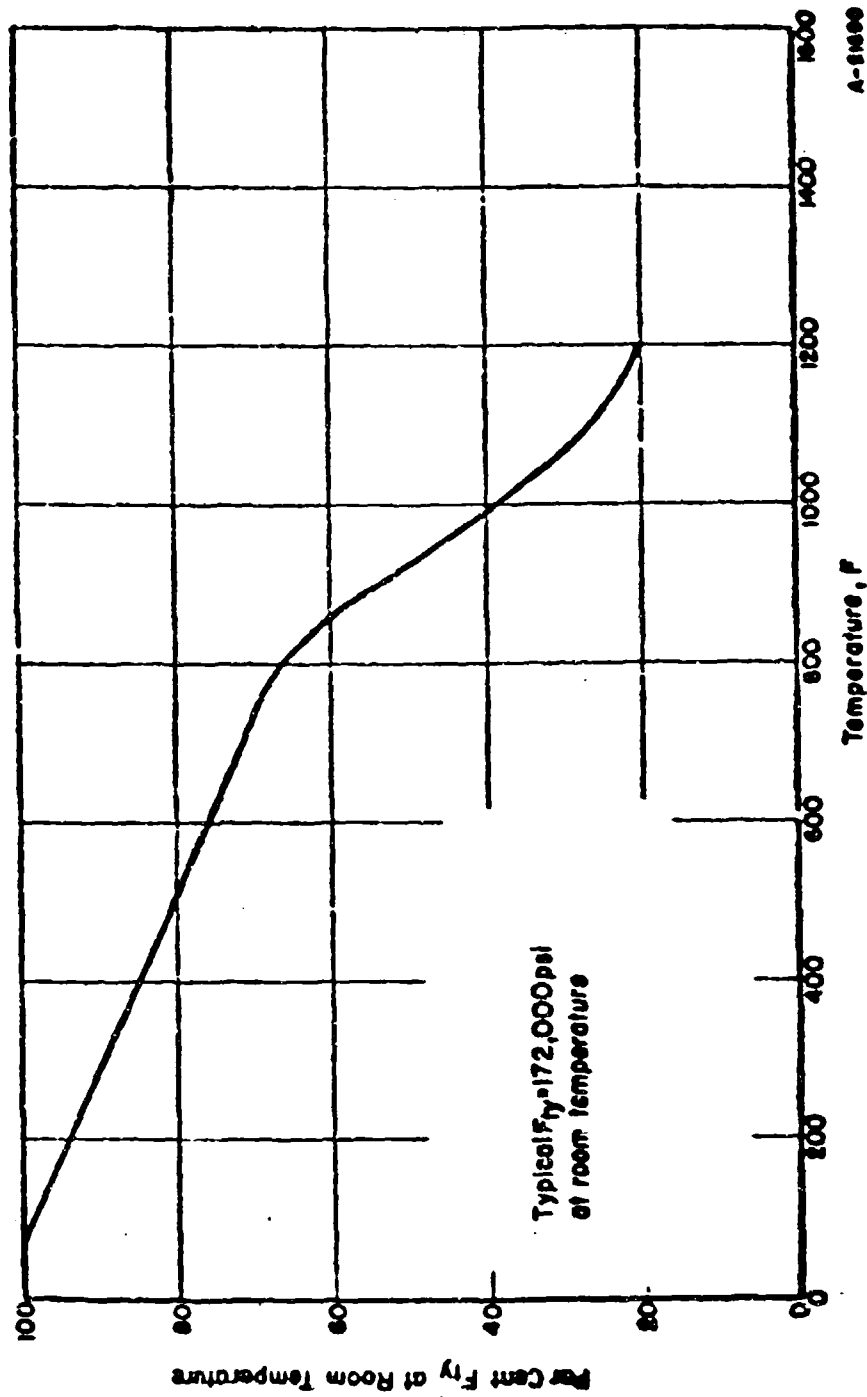


FIGURE 129. DESIGN CURVE FOR TENSILE YIELD STRENGTH (F_y) OF 17-4PH STAINLESS STEEL AT ELEVATED TEMPERATURE

Ref. 207, 215, 250.

A-51800

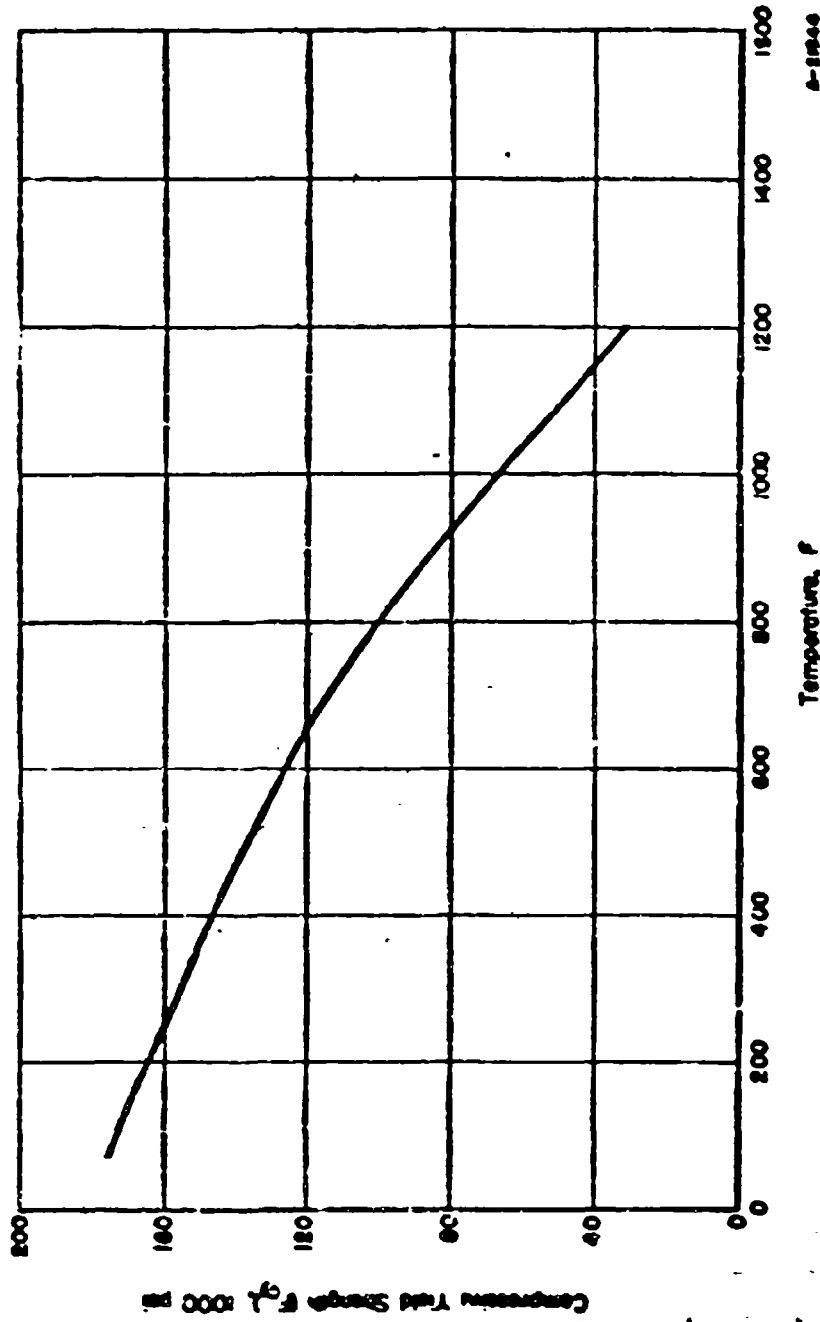



FIGURE 130. COMPRESSIVE YIELD STRENGTH (F_y) OF 17-4PH STAINLESS STEEL AT ELEVATED TEMPERATURE

Ref. 207.



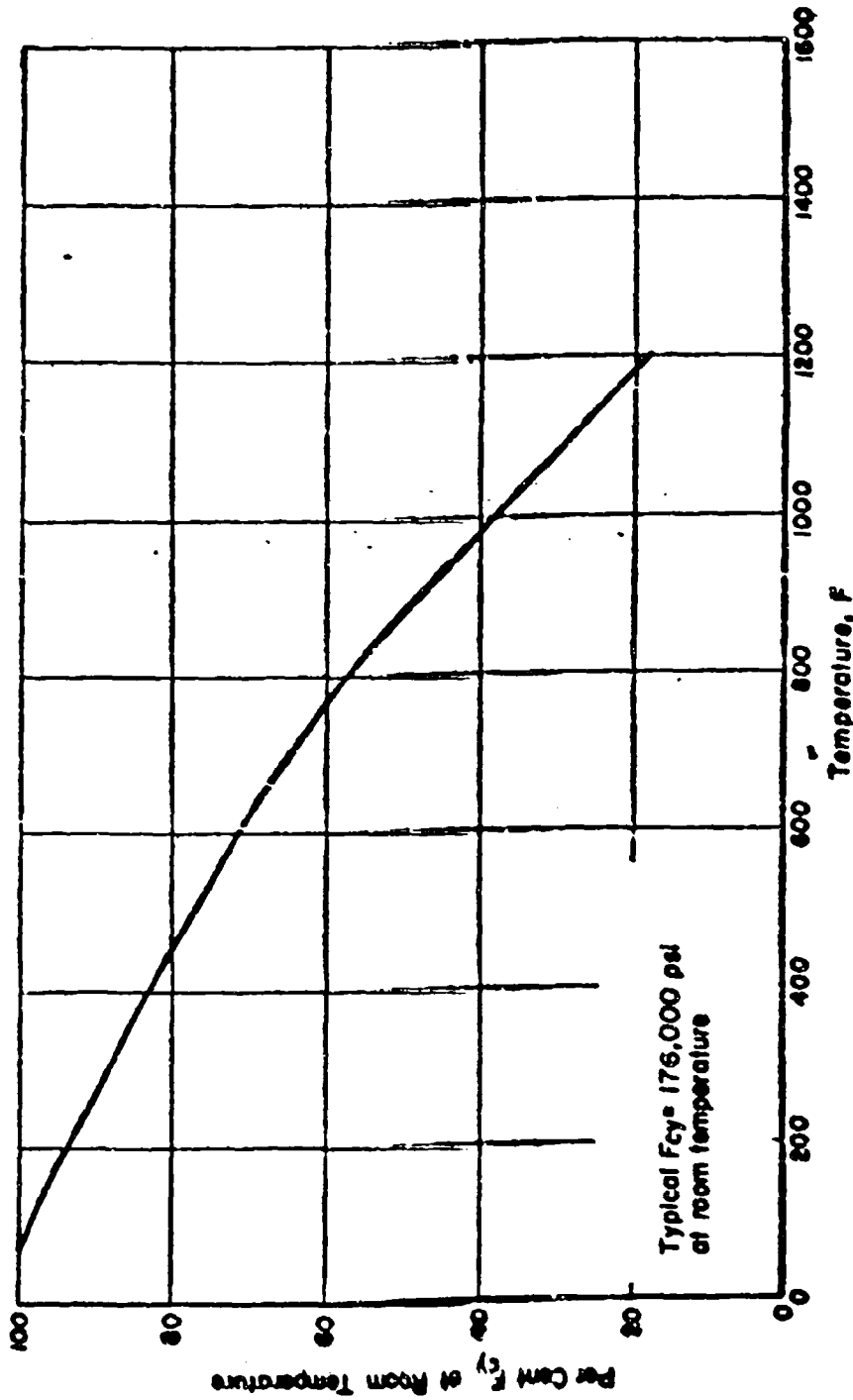


FIGURE 131. DESIGN CURVE FOR COMPRESSIVE YIELD STRENGTH (F_{cy}) OF 17-4PH STAINLESS STEEL AT ELEVATED TEMPERATURE

Ref. 207.

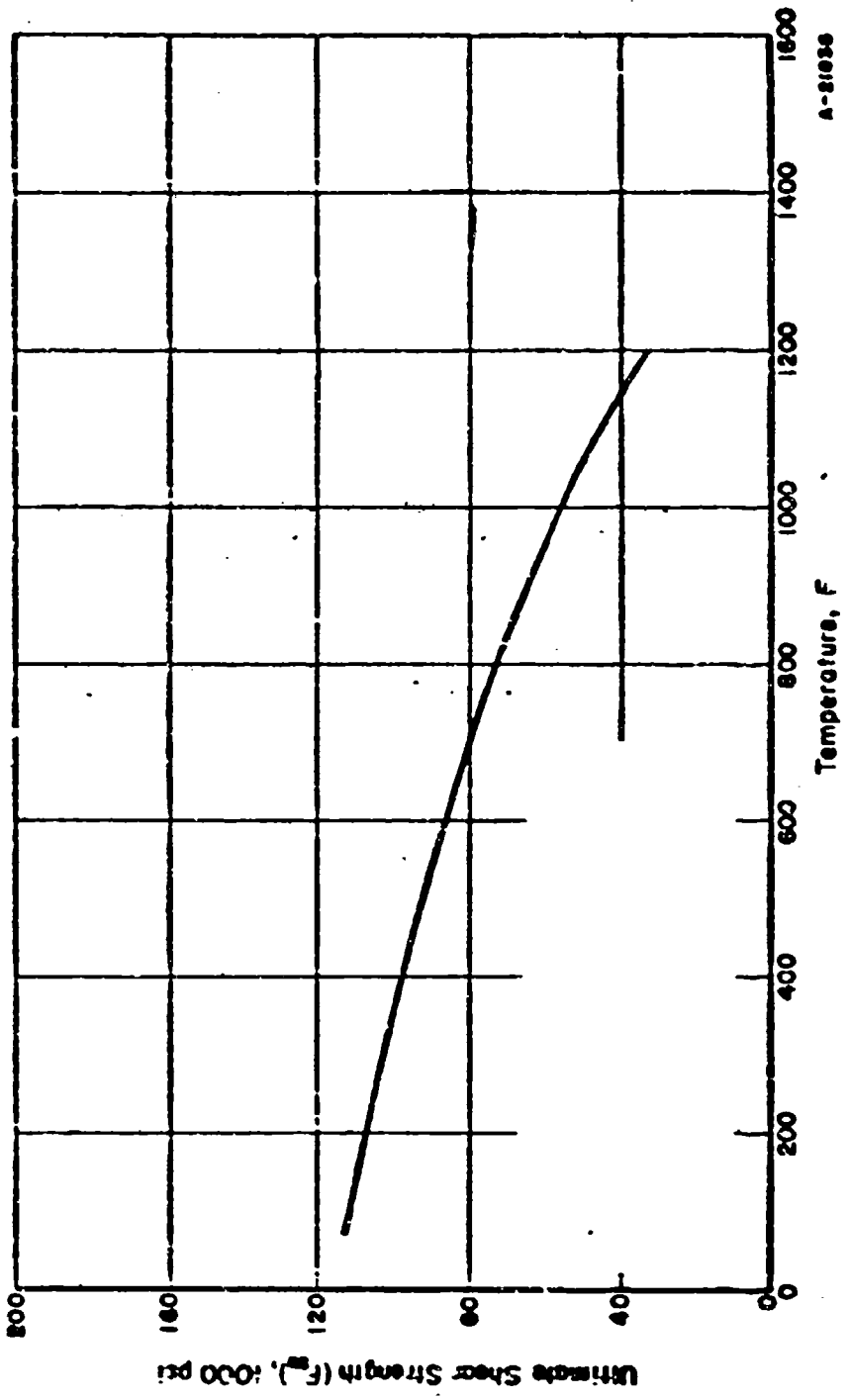


FIGURE 132. SHEAR STRENGTH (F_{su}) OF 17-4PH STAINLESS STEEL AT ELEVATED TEMPERATURE

Ref. 207.

A-81036

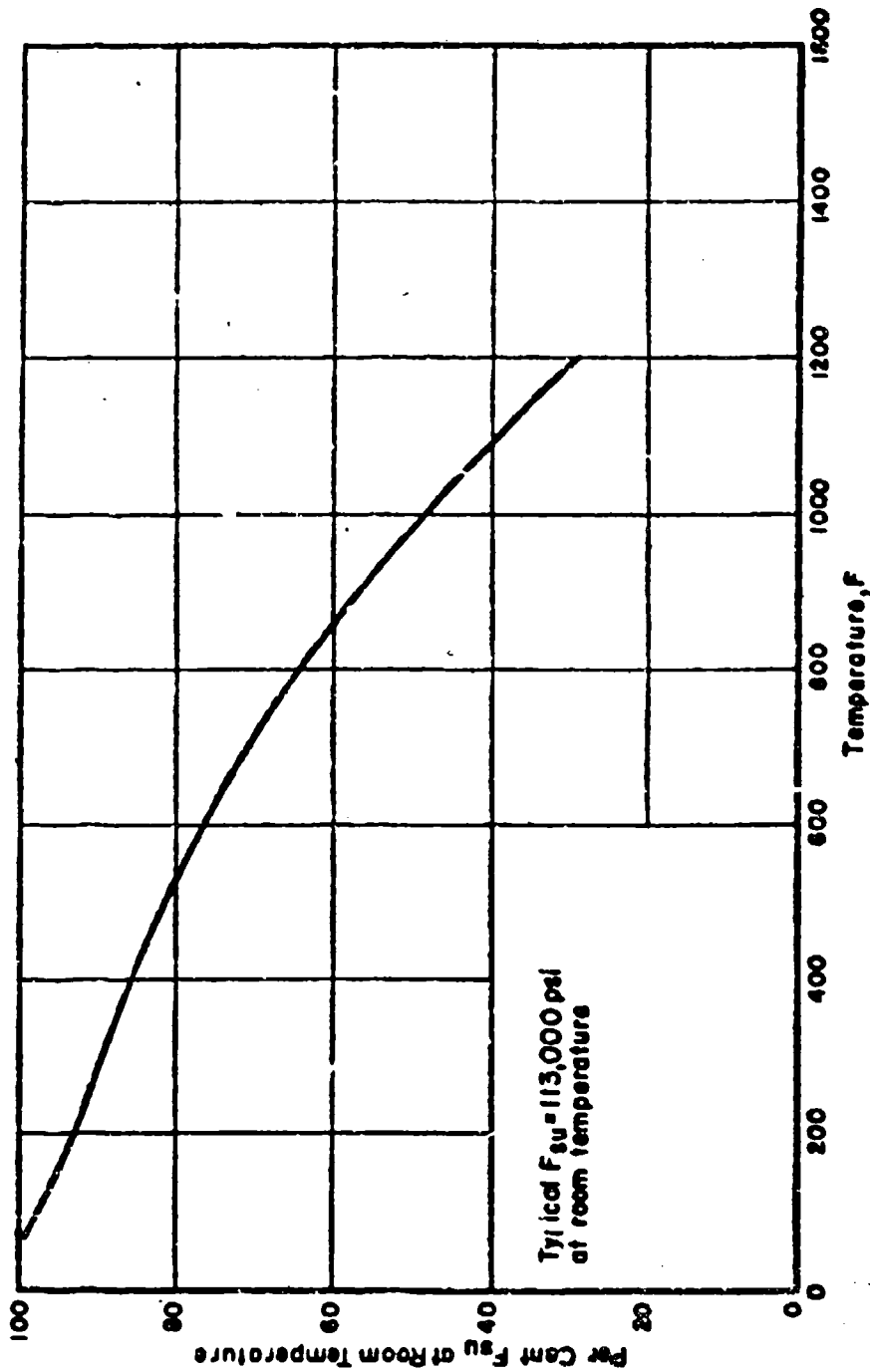



FIGURE 133. DESIGN CURVE FOR SHEAR STRENGTH (F_{su}) OF 17-4PH STAINLESS STEEL AT ELEVATED TEMPERATURE

Ref. 207.



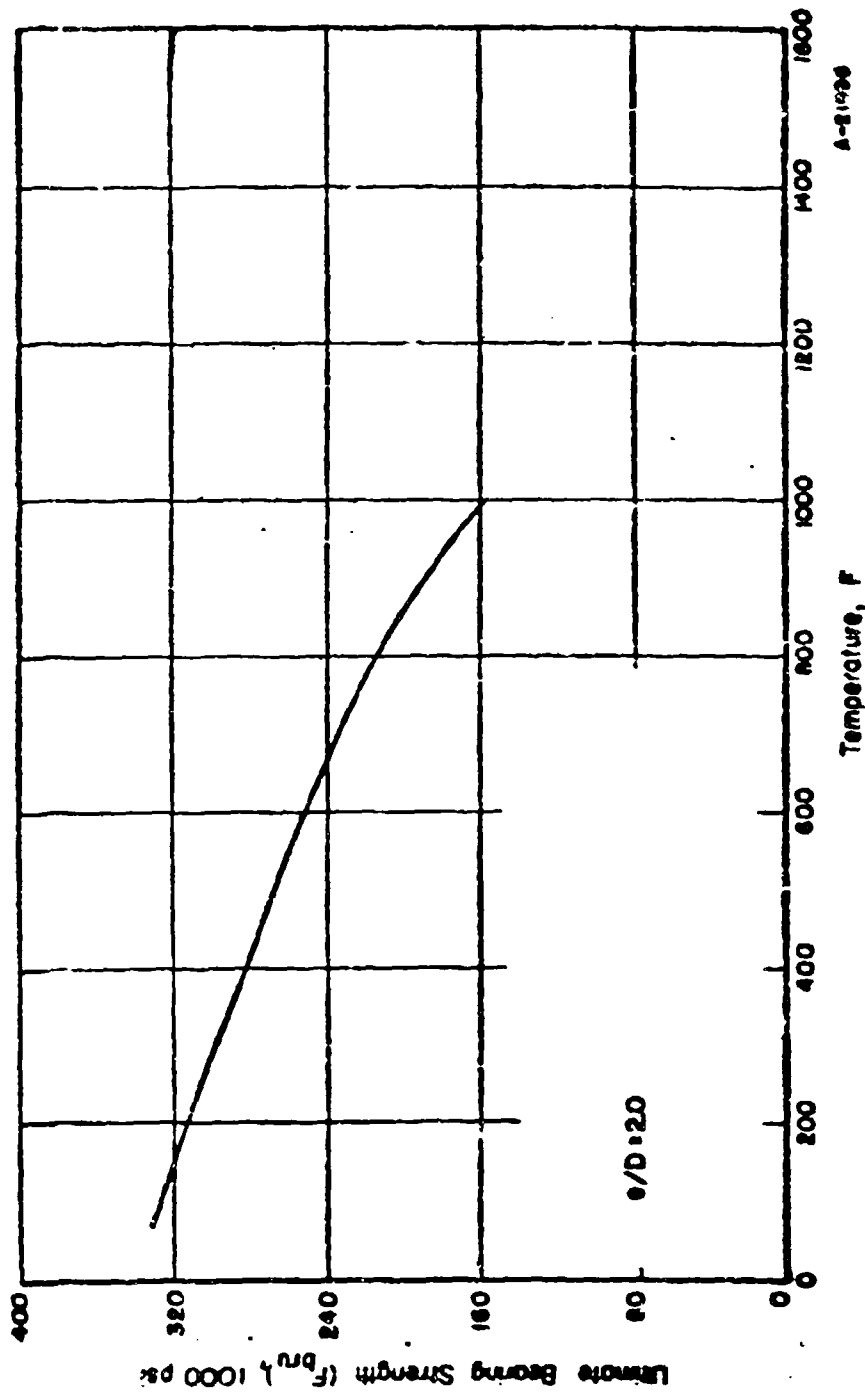


FIGURE 134. BEARING STRENGTH (F_{bru}) OF 17-4PH STAINLESS STEEL AT ELEVATED TEMPERATURE

Ref. 207.

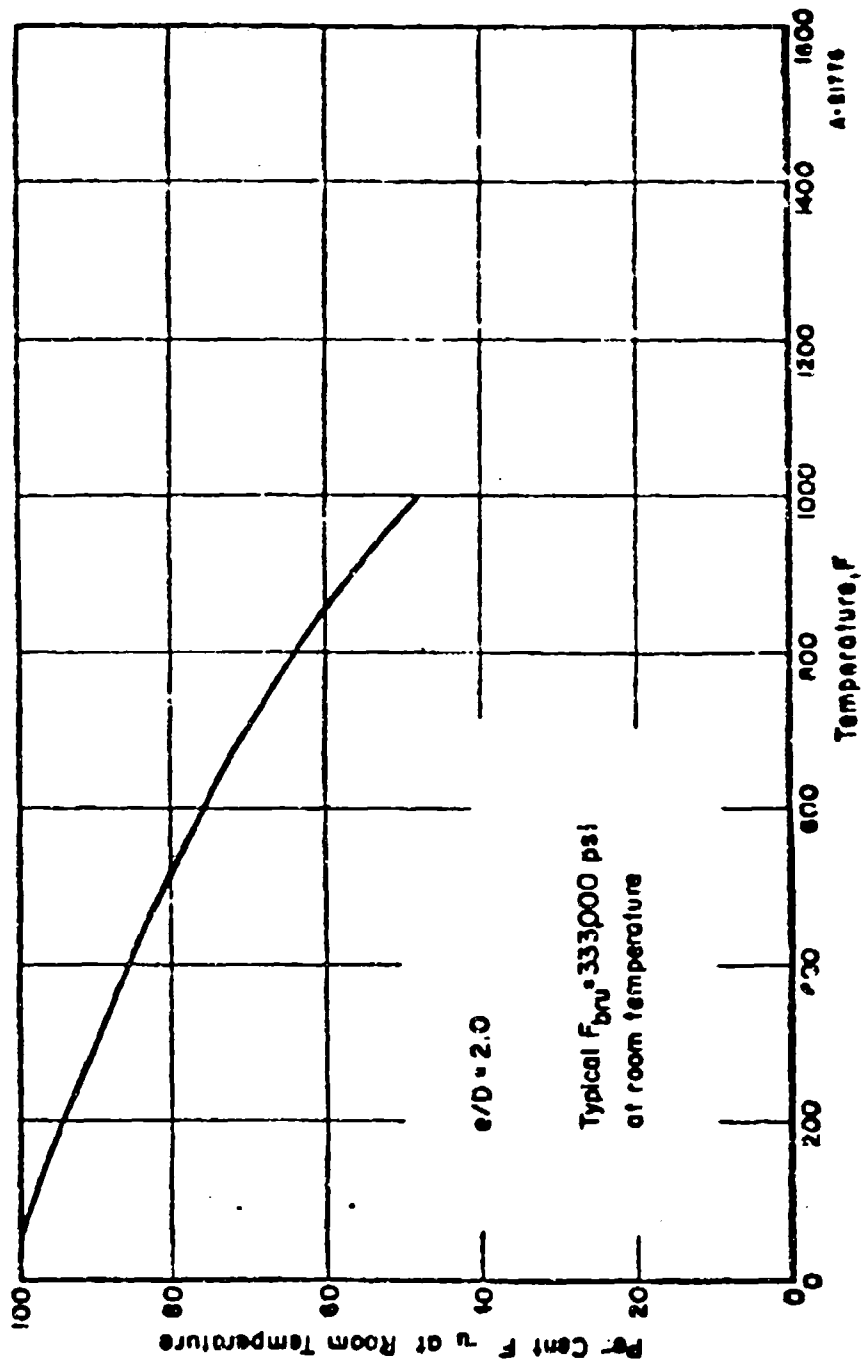


FIGURE 135. DESIGN CURVE FOR BEARING STRENGTH (F_{bru}) OF 17-4PH STAINLESS STEEL AT ELEVATED TEMPERATURE

Ref. 207.

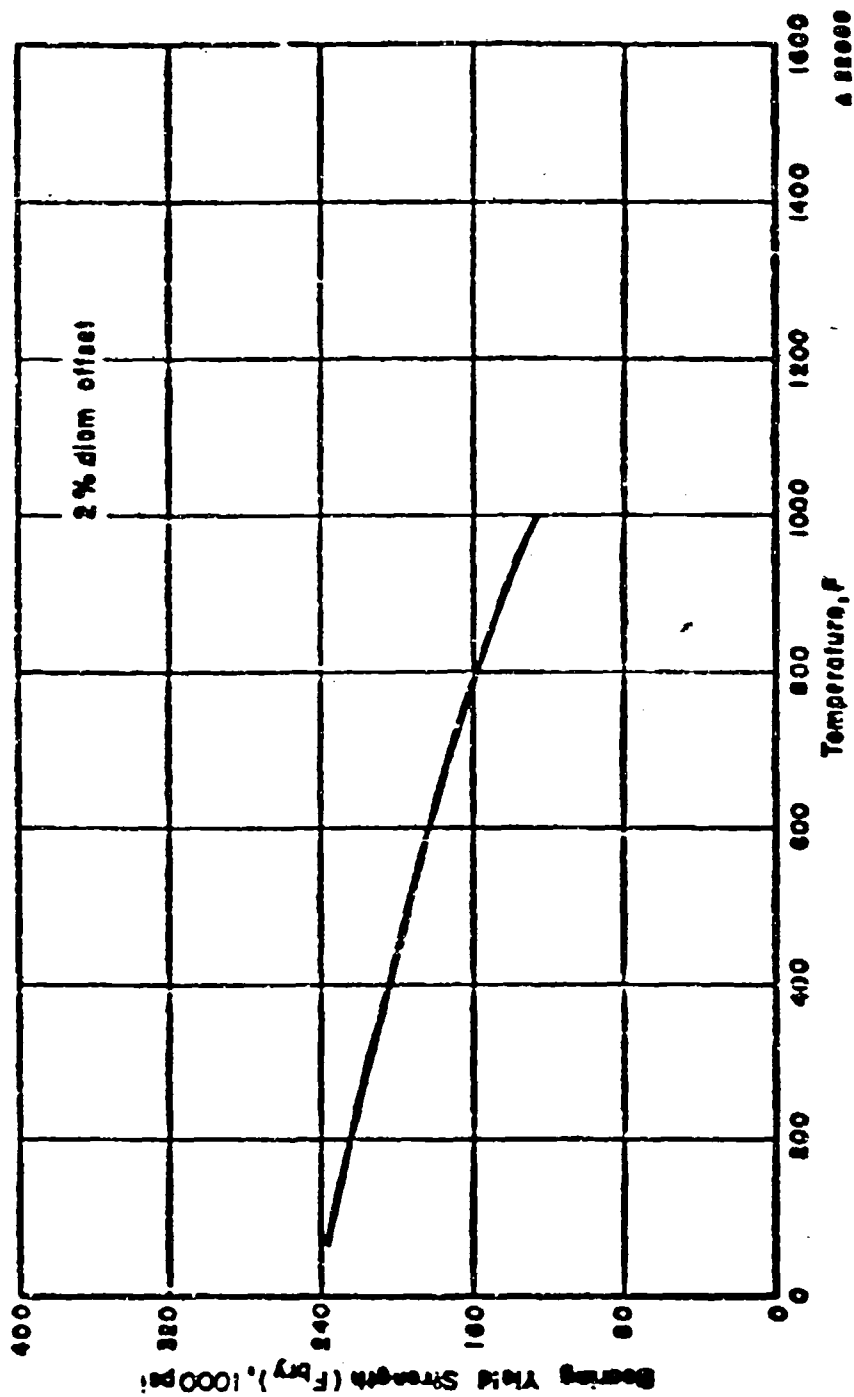



FIGURE 136. BEARING YIELD STRENGTH (F_{By}) OF 17-4PH STAINLESS STEEL AT ELEVATED TEMPERATURE

Ref. 207.



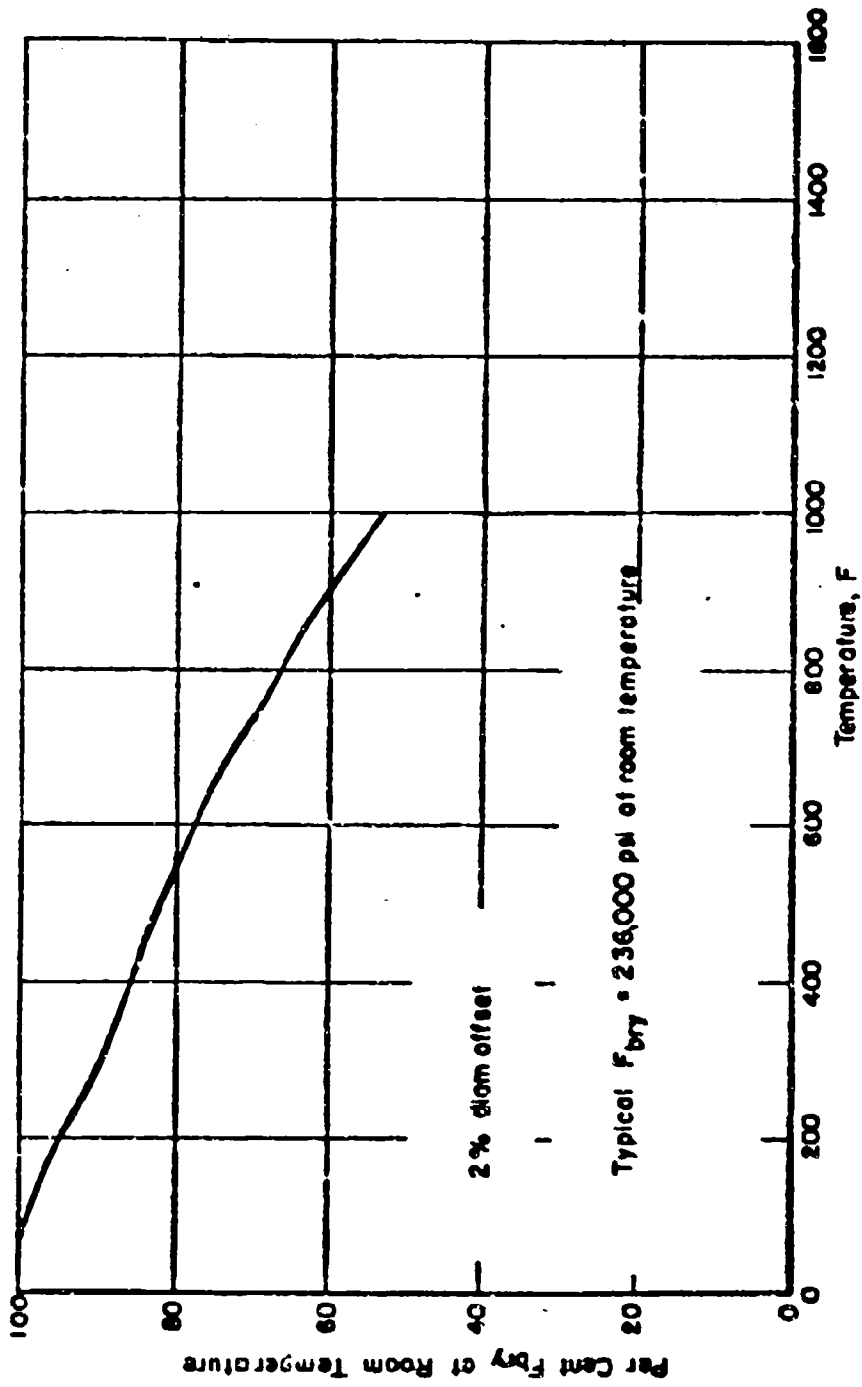


FIGURE 137. DESIGN CURVE FOR BEARING YIELD STRENGTH (F_{bry}) OF 17-4PH STAINLESS STEEL AT ELEVATED TEMPERATURE

Ref. 207.

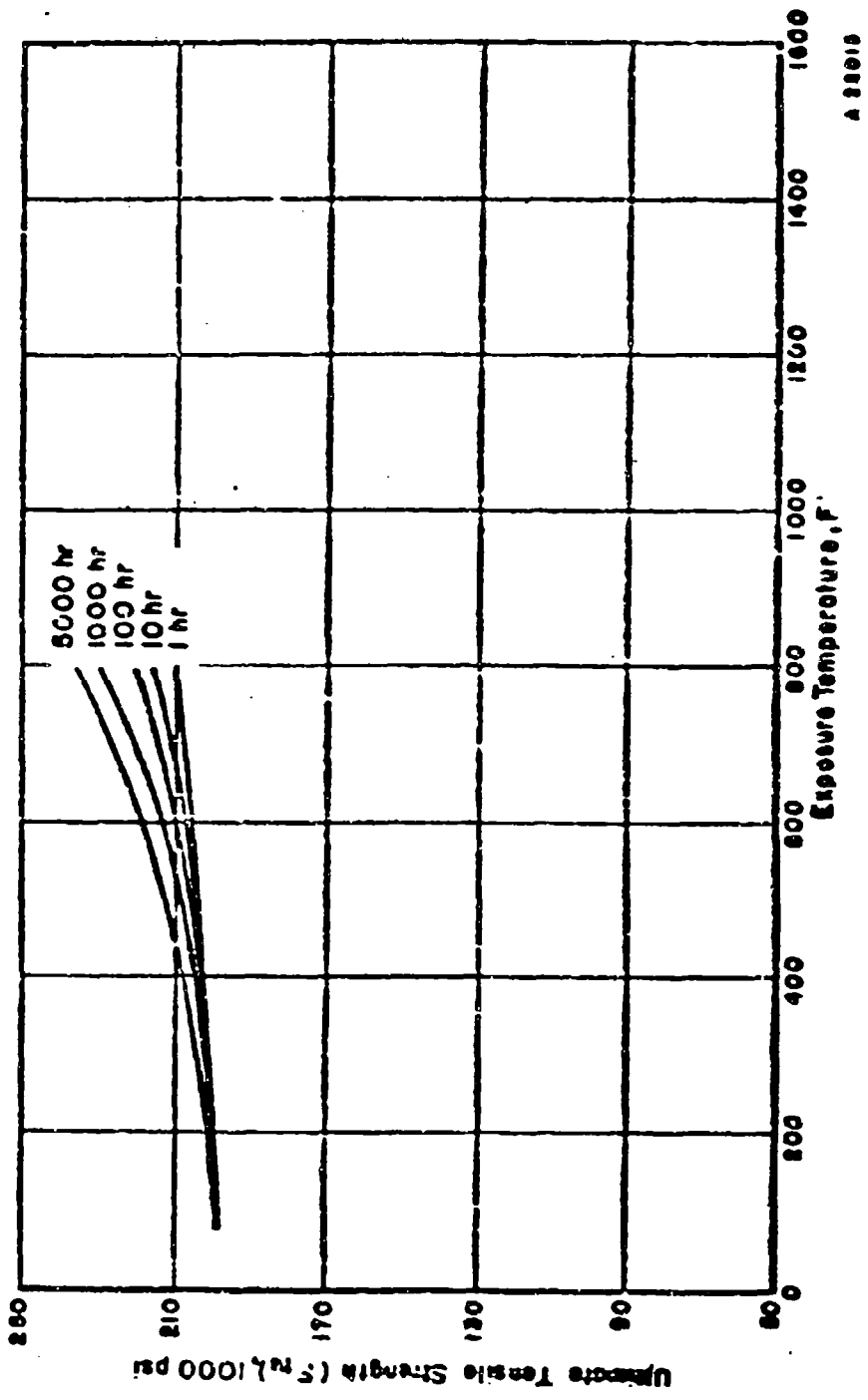


FIGURE 138. EFFECT OF EXPOSURE AT ELEVATED TEMPERATURE ON THE ROOM-TEMPERATURE TENSILE STRENGTH (F_{TU}) OF 17-4PH STAINLESS STEEL

A 28018

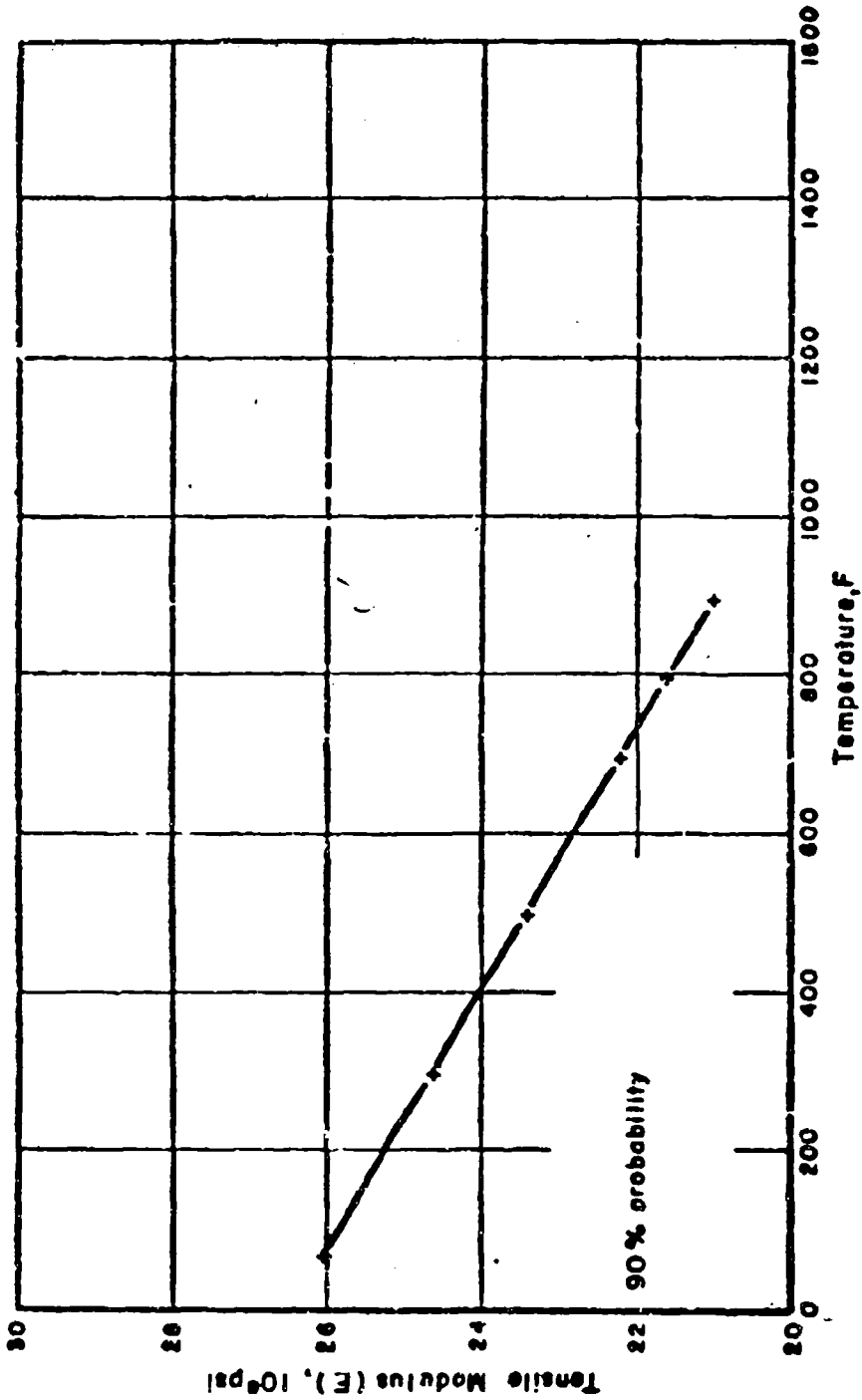


FIGURE 139. TENSILE MODULUS (E) OF 17-4PH STAINLESS STEEL FORGING AT ELEVATED TEMPERATURE

Ref. 192.

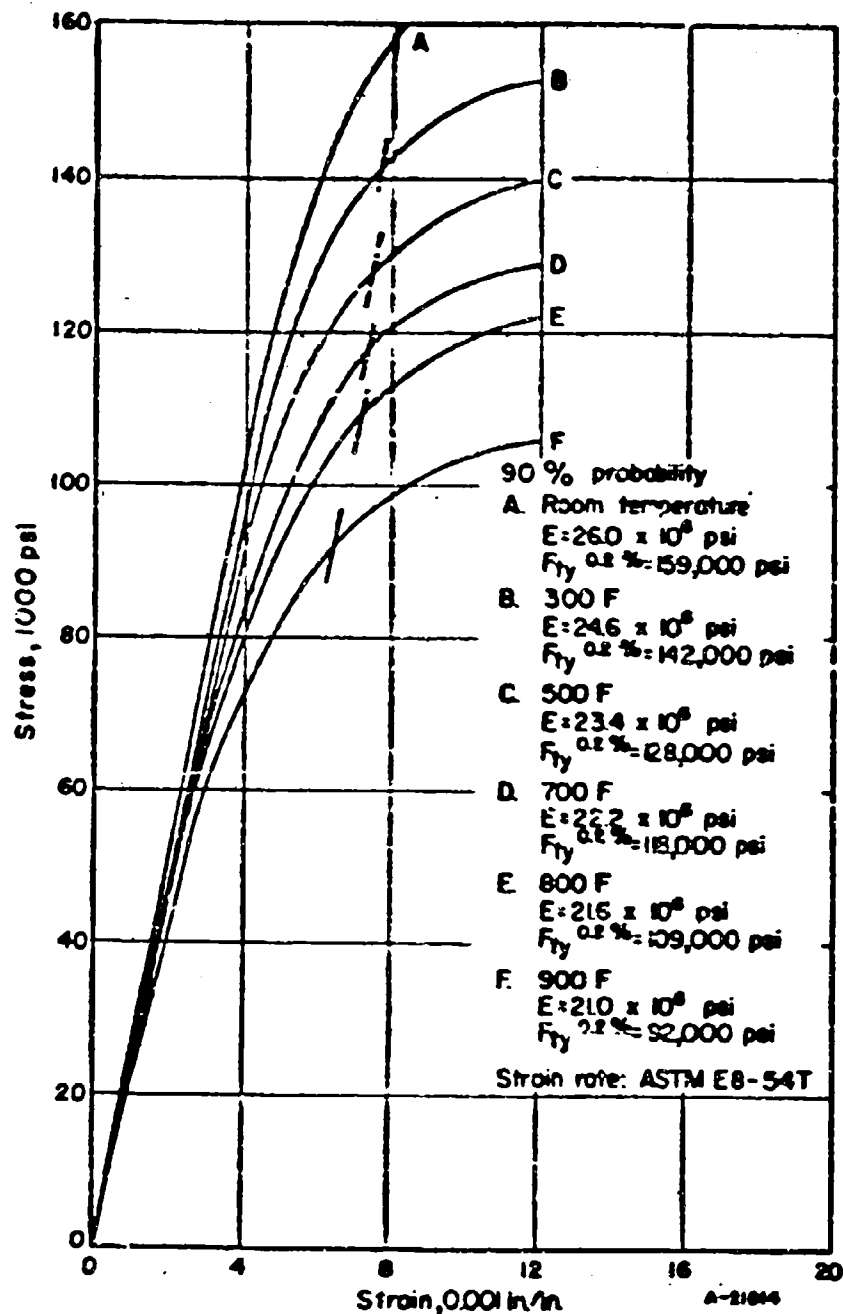


FIGURE 140. TENSILE STRESS-STRAIN CURVES FOR 17-4PH STAINLESS STEEL FORGING AT ROOM AND ELEVATED TEMPERATURE

Ref. 192.

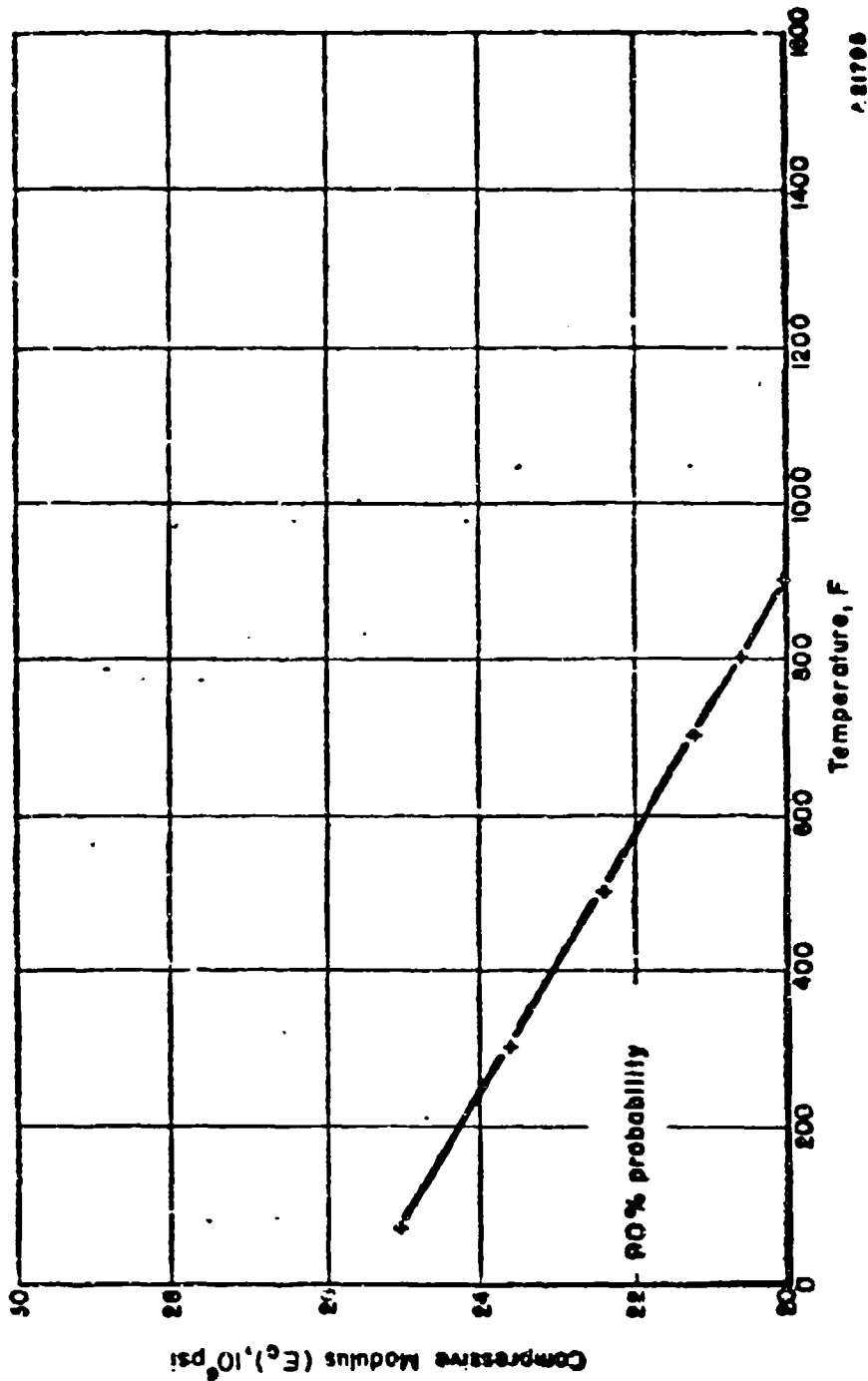


FIGURE 141. COMPRESSIVE MODULUS (E_c) OF 17-4PH STAINLESS STEEL FORGING AT ELEVATED TEMPERATURE

Ref. 192.

281788

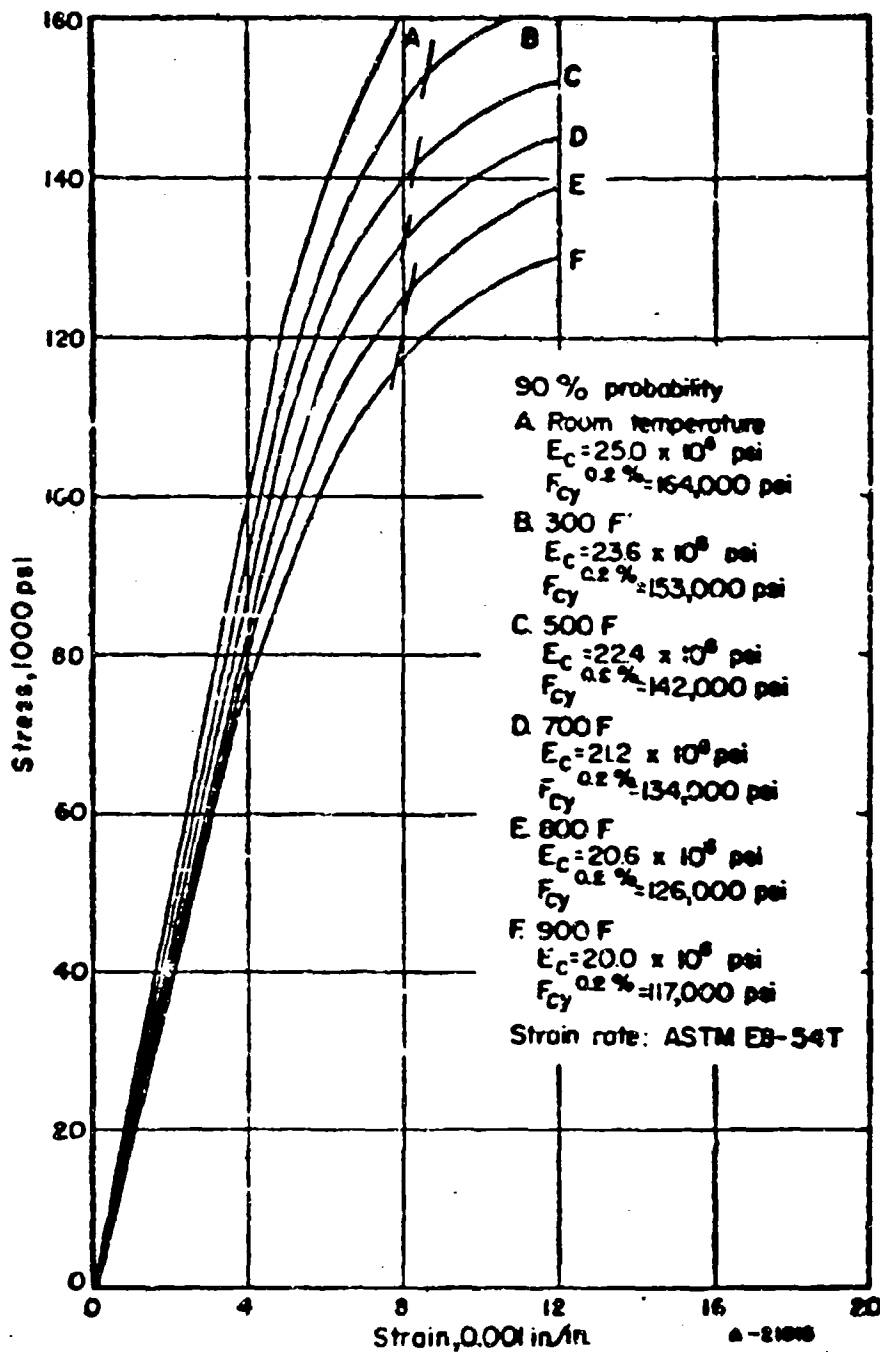


FIGURE 142. COMPRESSIVE STRESS-STRAIN CURVES FOR 17-4PH STAINLESS STEEL FORGING AT ROOM AND ELEVATED TEMPERATURE

Ref. 192.

19-9DL ALLOY
(AMS-5526B) (AMS-5527A)

Alloy 19-9DL is a chromium-nickel alloy that has a predominantly austenitic structure. The typical chemical composition is given in Table 8.

TABLE 8. TYPICAL CHEMICAL COMPOSITION OF 19-9DL HEAT-RESISTANT ALLOY (AMS-5526B) (AMS-5527A)

Element	Weight Per Cent
Carbon	0.30
Manganese	1.25
Silicon	0.55
Nickel	9.00
Chromium	19.00
Molybdenum	1.25
Tungsten	1.25
Columbium + tantalum	0.40
Titanium	0.20
Iron	Balance

The alloy 19-9DL is usually used in the annealed or stress-relieved condition at temperatures below approximately 1300 F. For service above approximately 1300 F, the alloy is solution treated and aged. Other conditions are useful for numerous applications. Table 9 gives the minimum mechanical properties of 19-9DL after solution heat treating at 1800 F \pm 25 F and air cooling.

TABLE 9. MINIMUM MECHANICAL PROPERTIES OF 19-9DL ALLOY (AMS-5526B)

Property	
Ultimate tensile (F_{tu})	95,000-120,000 psi
Tensile yield (F_{ty})	45,000 psi (minimum)
Elongation (e) in 2 inches	30 per cent (minimum)

Table 10 gives the minimum mechanical properties of 19-9DL after stress relieving at 1200 F \pm 25 F, and air cooling.

TABLE 10. MINIMUM MECHANICAL PROPERTIES OF
19-9DL ALLOY (AMS-5527A)

Property	
Ultimate tensile (F_{tu})	125,000 psi (minimum)
Tensile yield (F_{ty})	90,000 psi (minimum)
Elongation (e) in 2 inches	12 per cent (minimum)

The short-time, elevated-temperature properties of 19-9DL are shown in the following curves:

- (1) Tensile properties, Figures 143 through 176.

Although the effect of many conditions and heat treatments on the tensile strength of 19-9DL has been investigated, no information is available on other design properties.

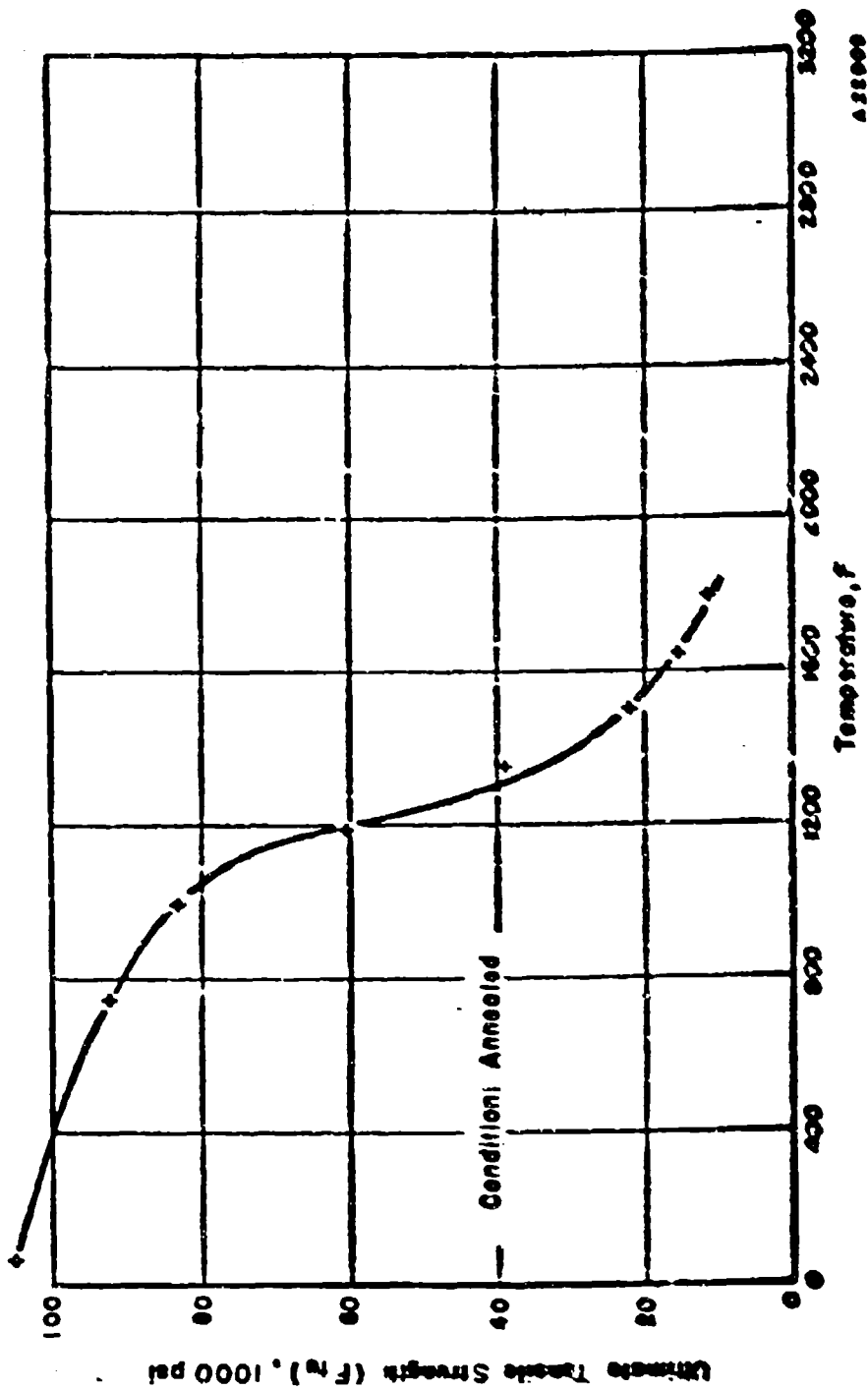


FIGURE 145. TENSILE STRENGTH (F_u) OF 19-9DL STAINLESS STEEL (ANNEALED) AT ELEVATED TEMPERATURE

Ref. 16.

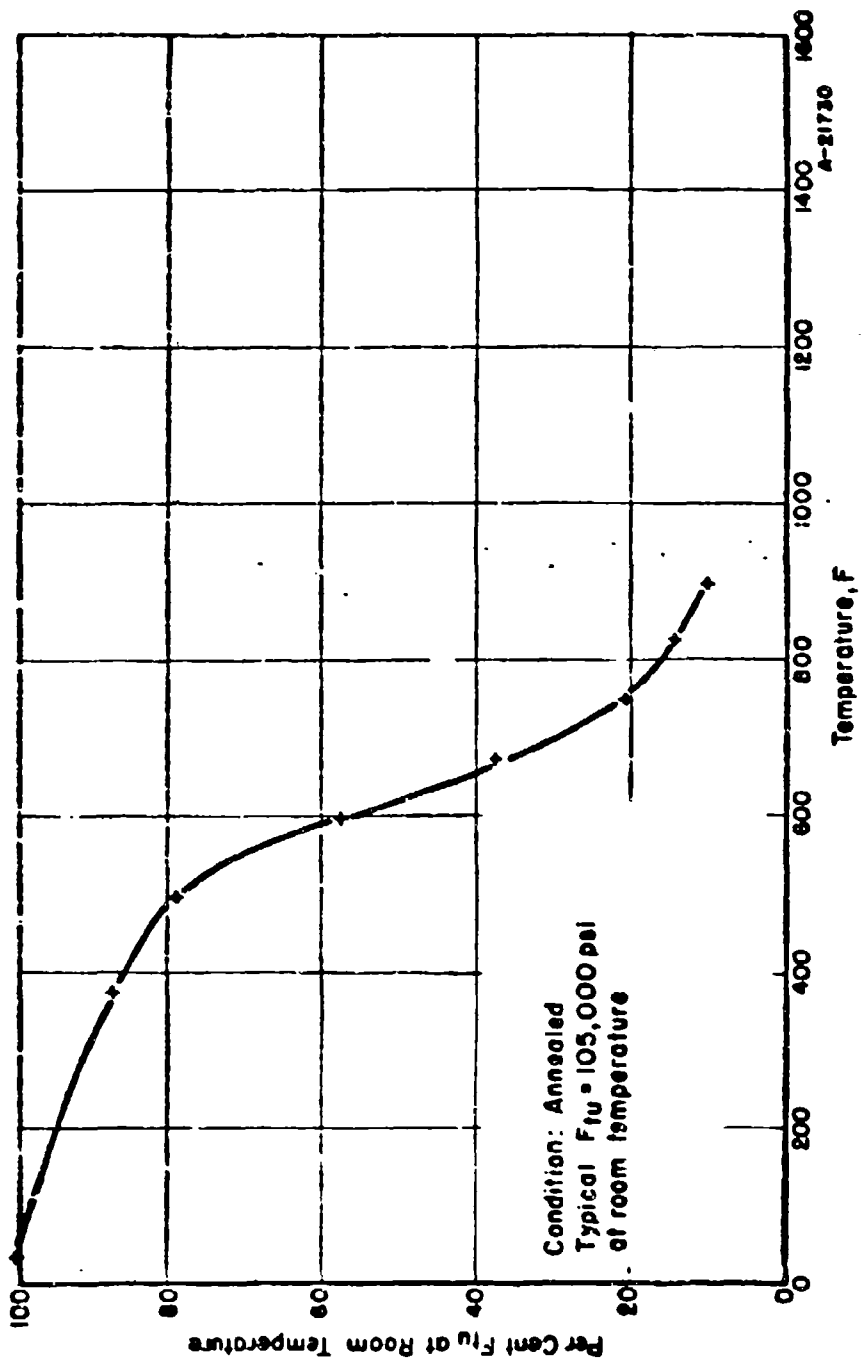


FIGURE 144. DESIGN CURVE FOR TENSILE STRENGTH (F_u) OF 19-9DL STAINLESS STEEL (ANNEALED) AT ELEVATED TEMPERATURE

Ref. 16.

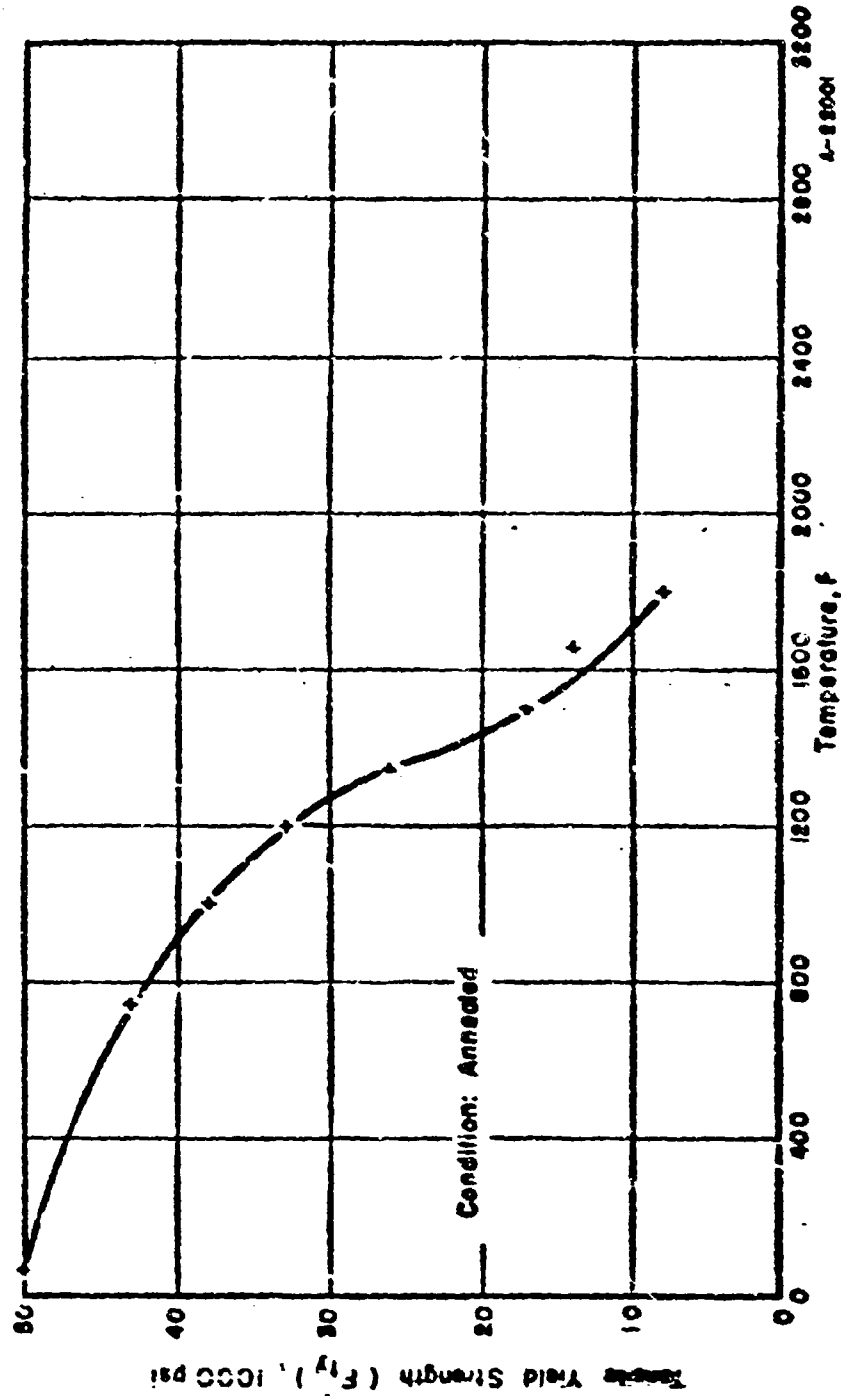


FIGURE 143. TENSILE YIELD STRENGTH (F_y) OF 19-9DL STAINLESS STEEL (ANNEALED) AT ELEVATED TEMPERATURE

Ref. 16.

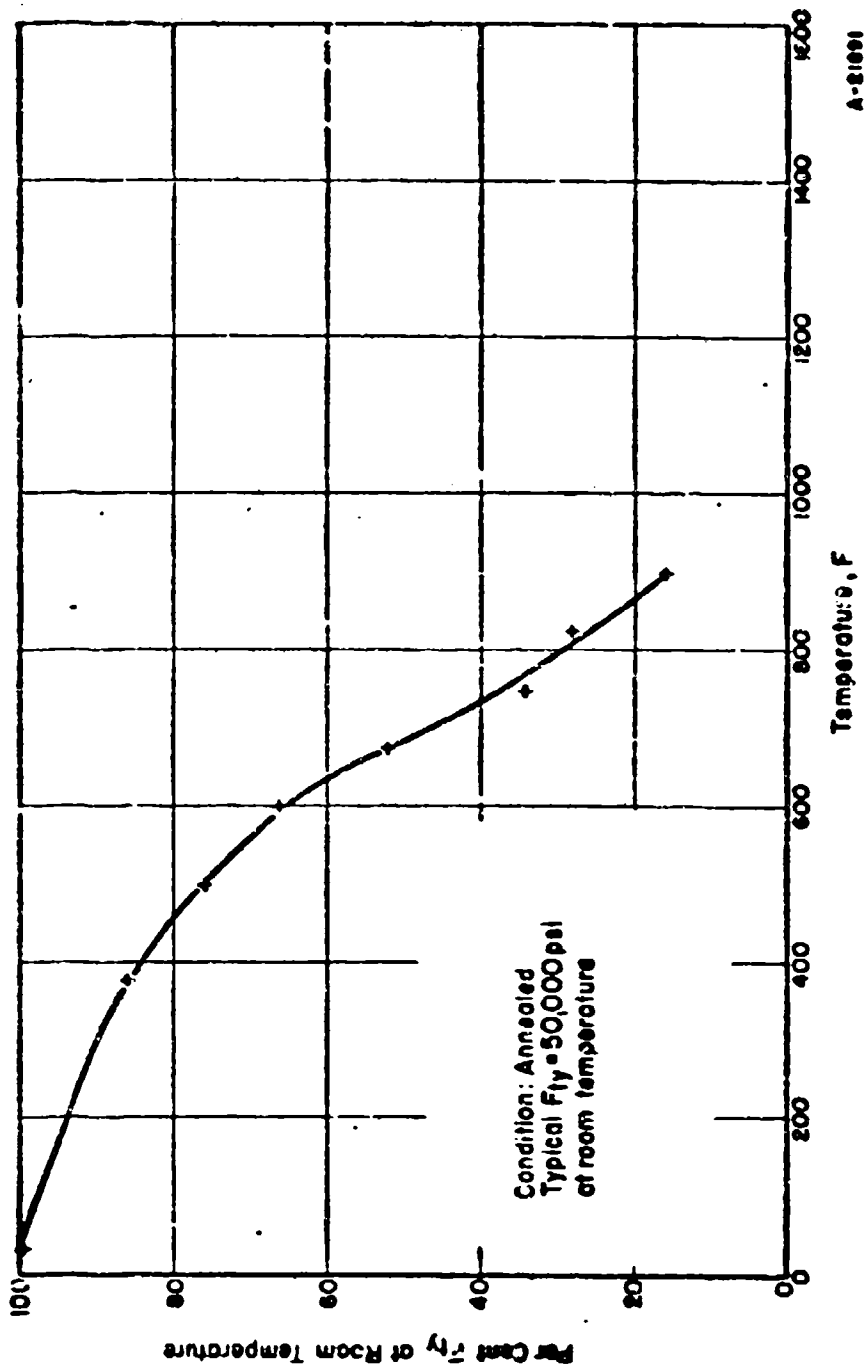
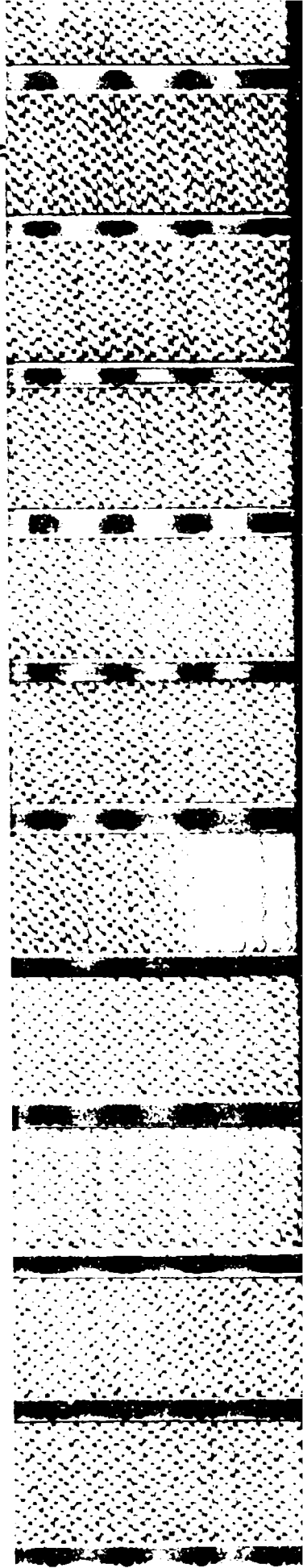


FIGURE 146. DESIGN CURVE FOR TENSILE YIELD STRENGTH (F_{ty}) OF 19-9DL STAINLESS STEEL

Ref. 16.



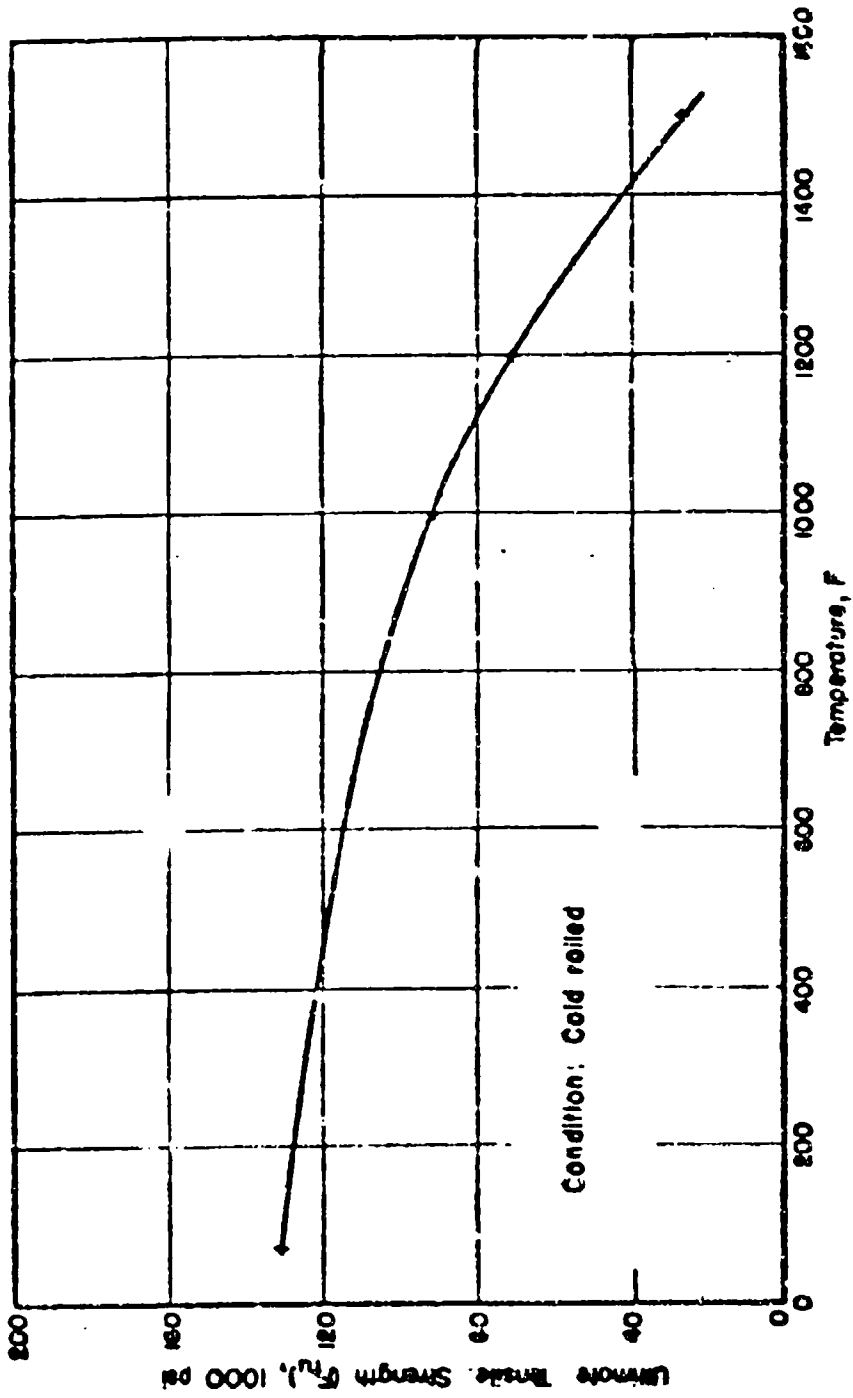


FIGURE 147. TENSILE STRENGTH (F_u) OF 19-9DL STAINLESS STEEL (COLD ROLLED) AT ELEVATED TEMPERATURE

Ref. 16.

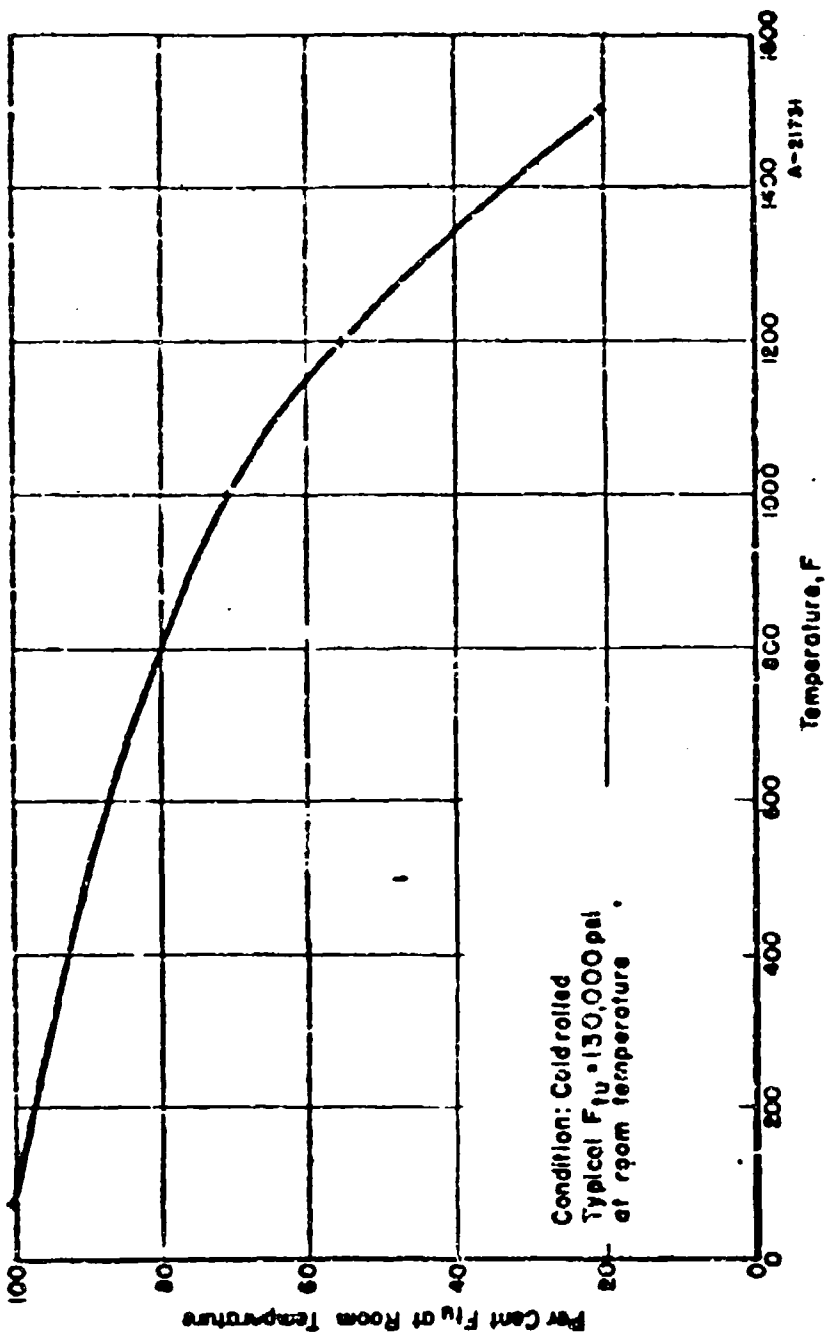


FIGURE 148. DESIGN CURVE FOR TENSILE STRENGTH (F_u) OF 19-9DL STAINLESS STEEL (COLD ROLLED) AT ELEVATED TEMPERATURE

Ref. 16.

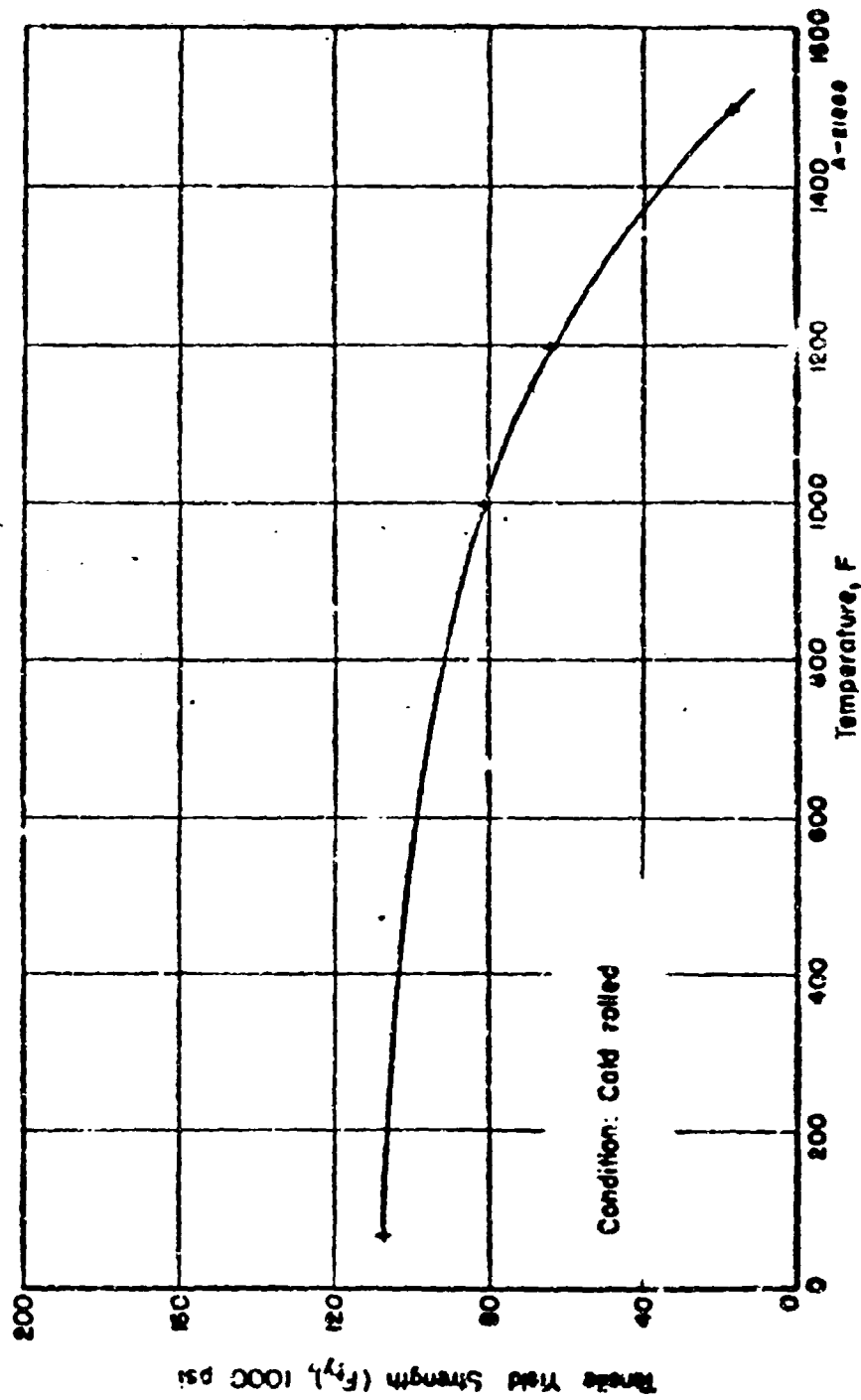


FIGURE 149. TENSILE YIELD STRENGTH (F_y) OF 19-9DL STAINLESS STEEL (COLD ROLLED) AT ELEVATED TEMPERATURE

Ref. 16.

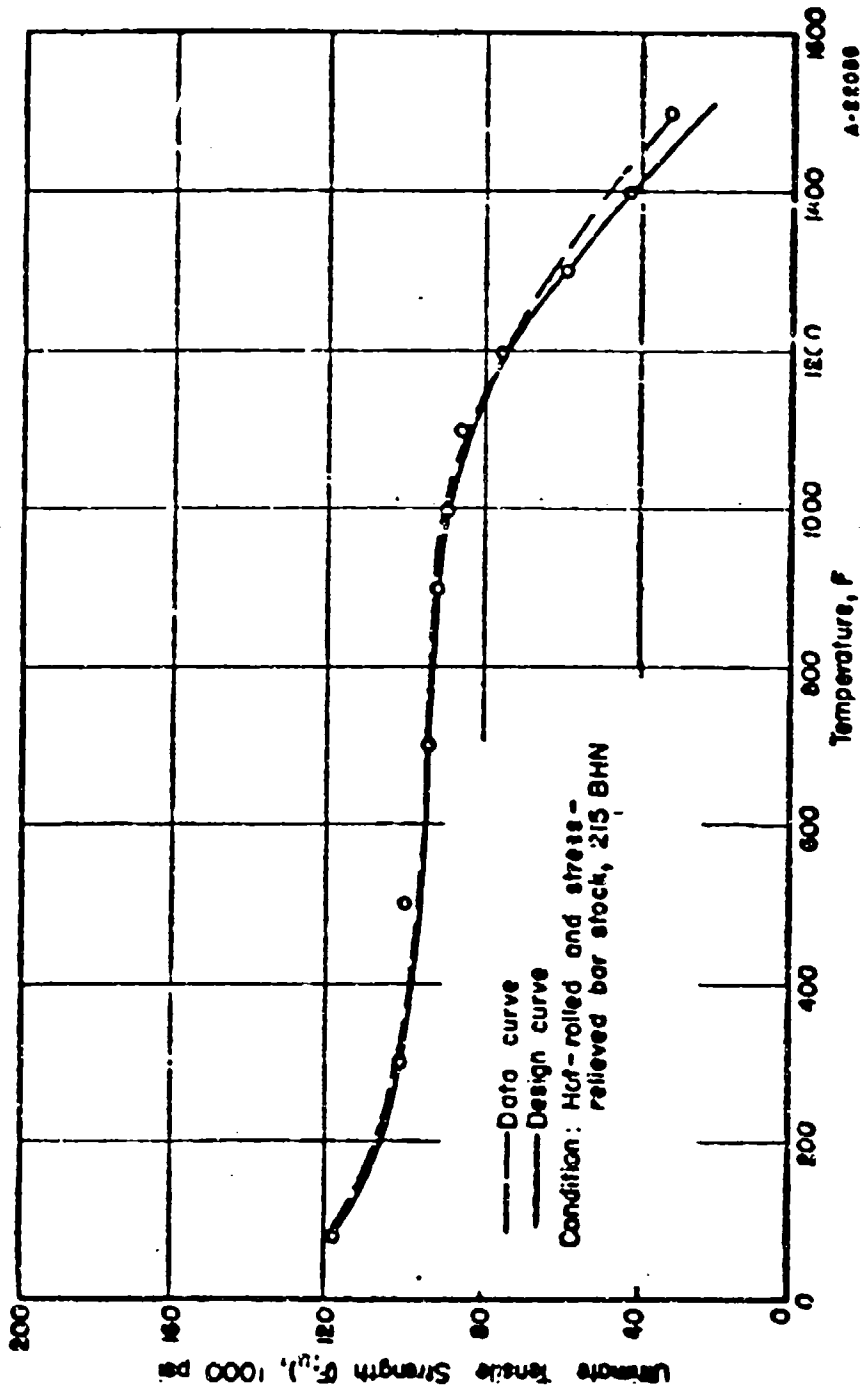


FIGURE 151. TENSILE STRENGTH (F_u) OF 19-9DL STAINLESS STEEL (HOT ROLLED AND STRESS RELIEVED) AT ELEVATED TEMPERATURE

Rev. 241.

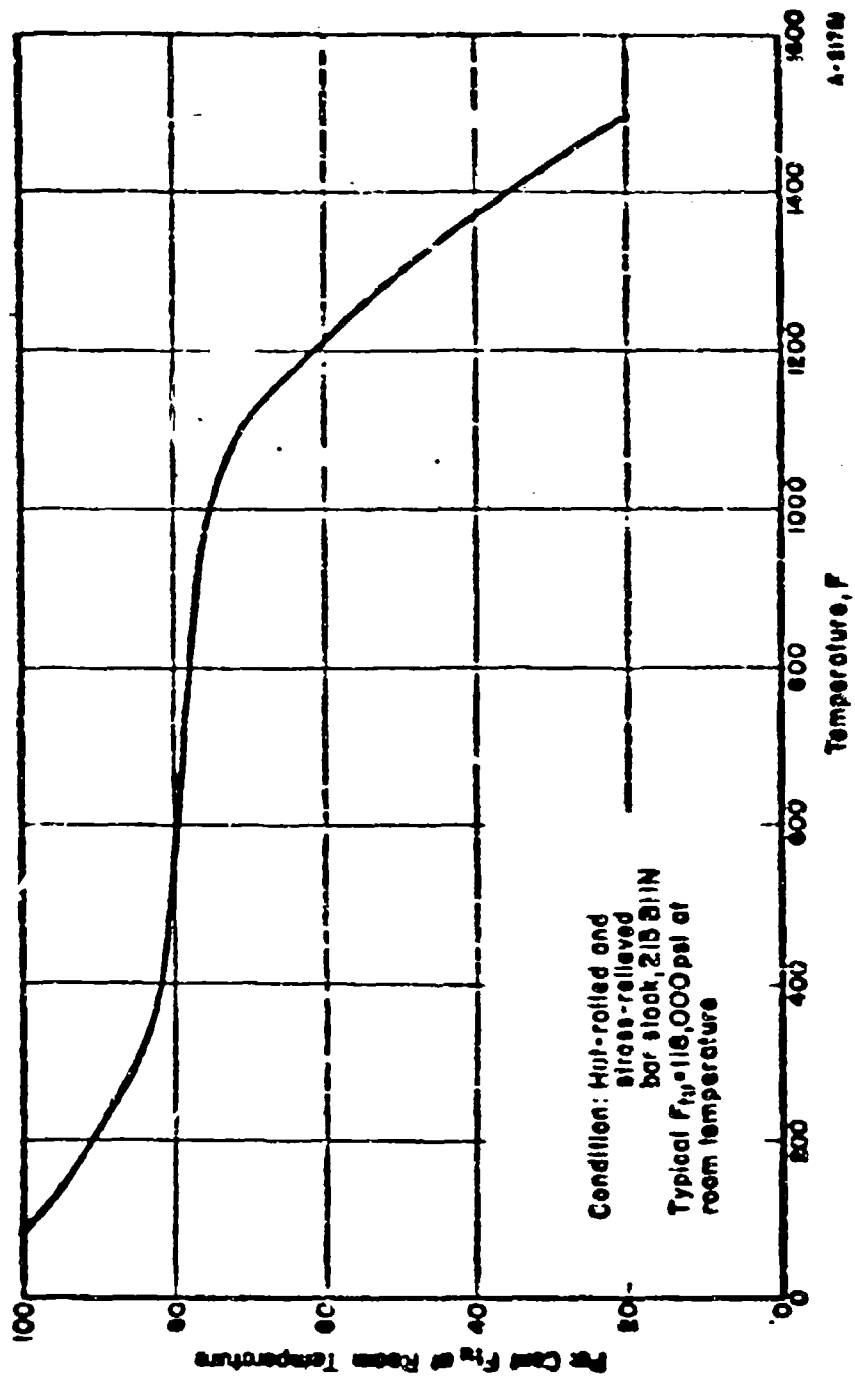



FIGURE 152. DESIGN CURVE FOR TENSILE STRENGTH (F_{10}) OF 19-4DL STAINLESS STEEL (HOT ROLLED AND STRESS RELIEVED) AT ELEVATED TEMPERATURE

Ref. 241.



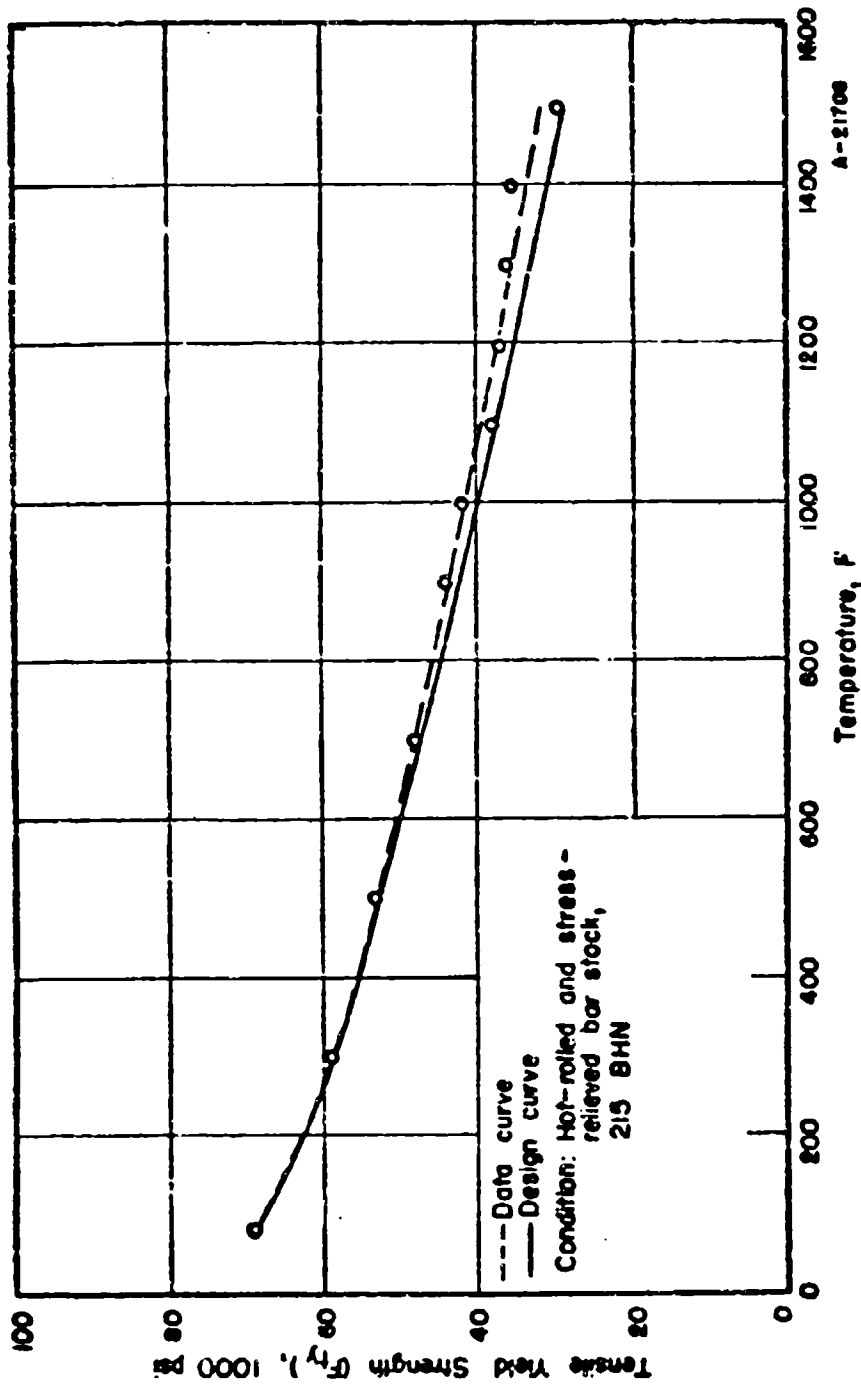


FIGURE 153. TENSILE YIELD STRENGTH (F_y) OF 19-9DL STAINLESS STEEL (HOT ROLLED AND STRESS RELIEVED) AT ELEVATED TEMPERATURE

Ref. 241.

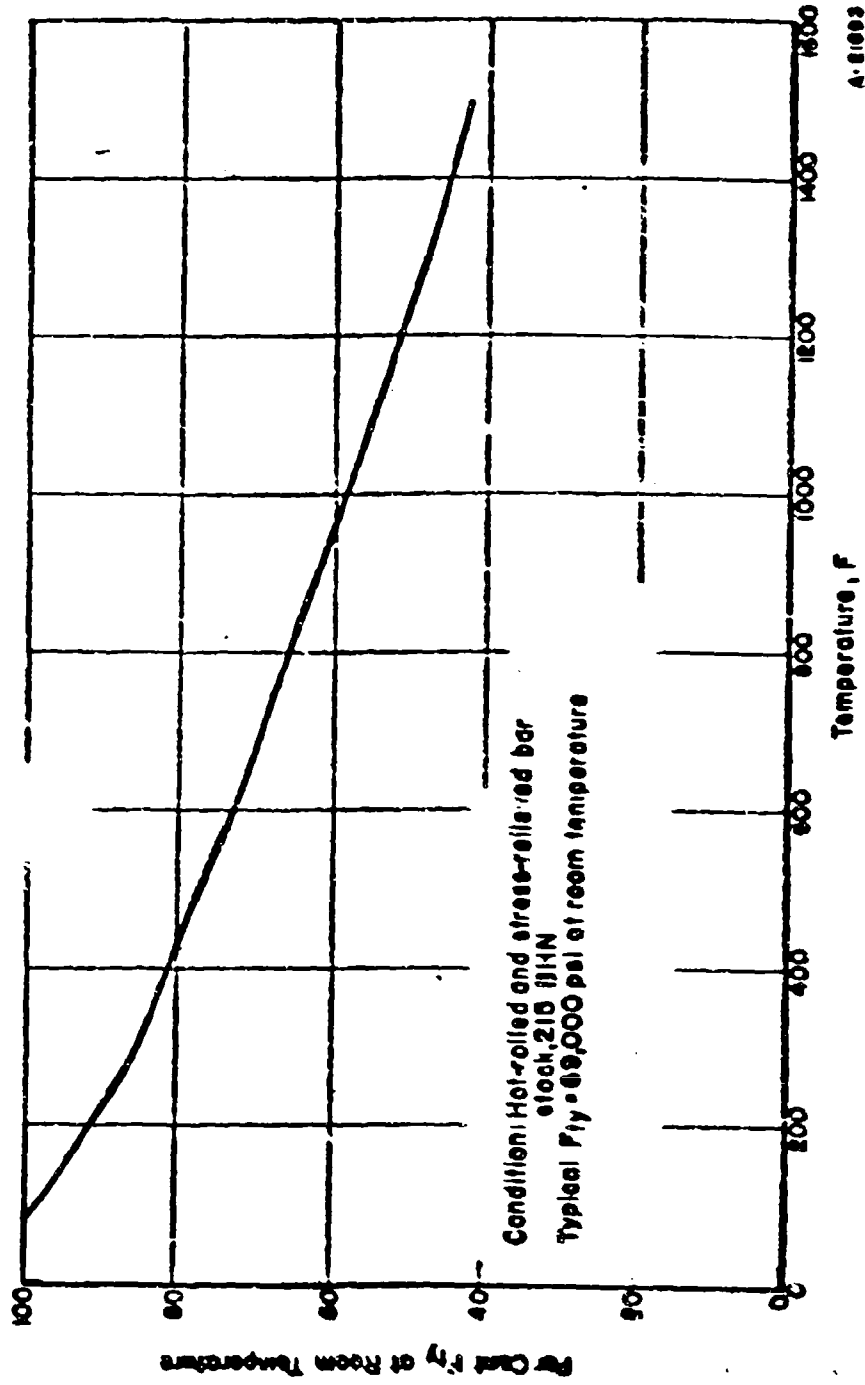


FIGURE 154. DESIGN CURVE FOR TENSILE YIELD STRENGTH (F_y) OF 19-9DI, STAINLESS STEEL (HOT ROLLED AND STRESS RELIEVED) AT ELEVATED TEMPERATURE
Ref. 241.

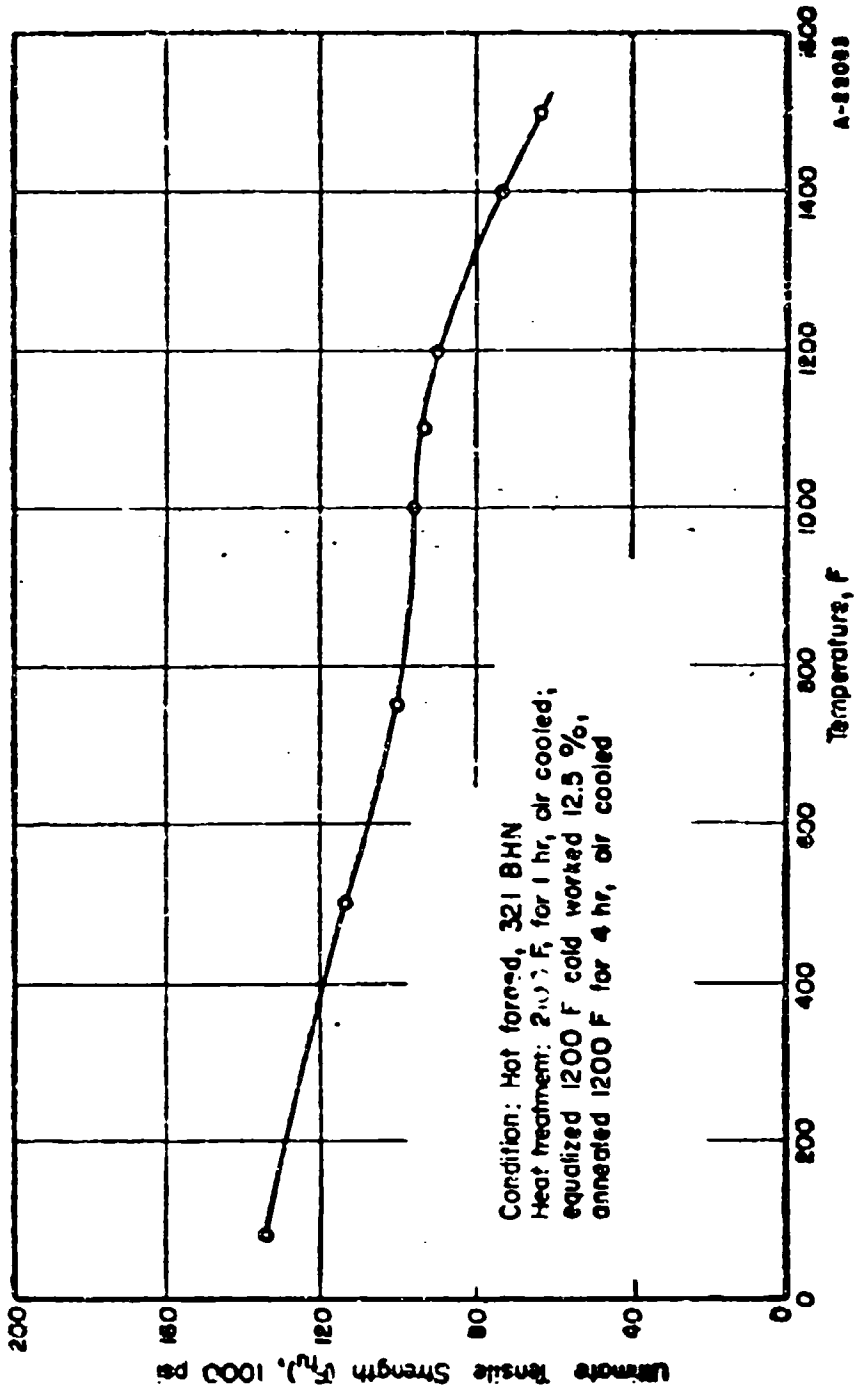


FIGURE 195. TENSILE STRENGTH (F_u) OF 19-4DL STAINLESS STEEL (HOT FORGED) AT ELEVATED TEMPERATURE

Ref. 29, Data Sheet 4.

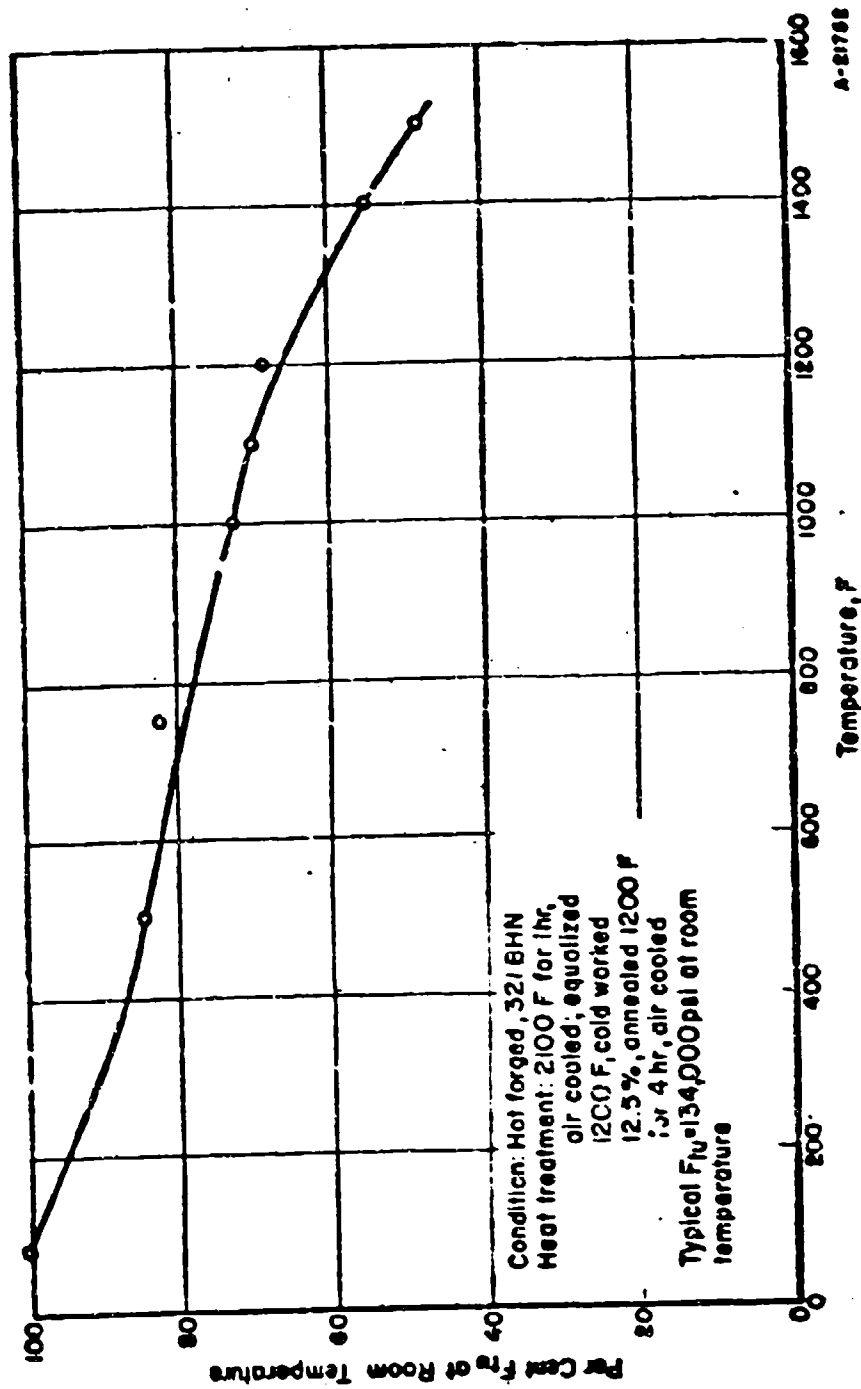


FIGURE 196. DESIGN CURVE FOR TENSILE STRENGTH (F_{T0}) OF 19-9DL STAINLESS STEEL (HOT FORGED) AT ELEVATED TEMPERATURE

Ref. 2, Data Sheet 4.

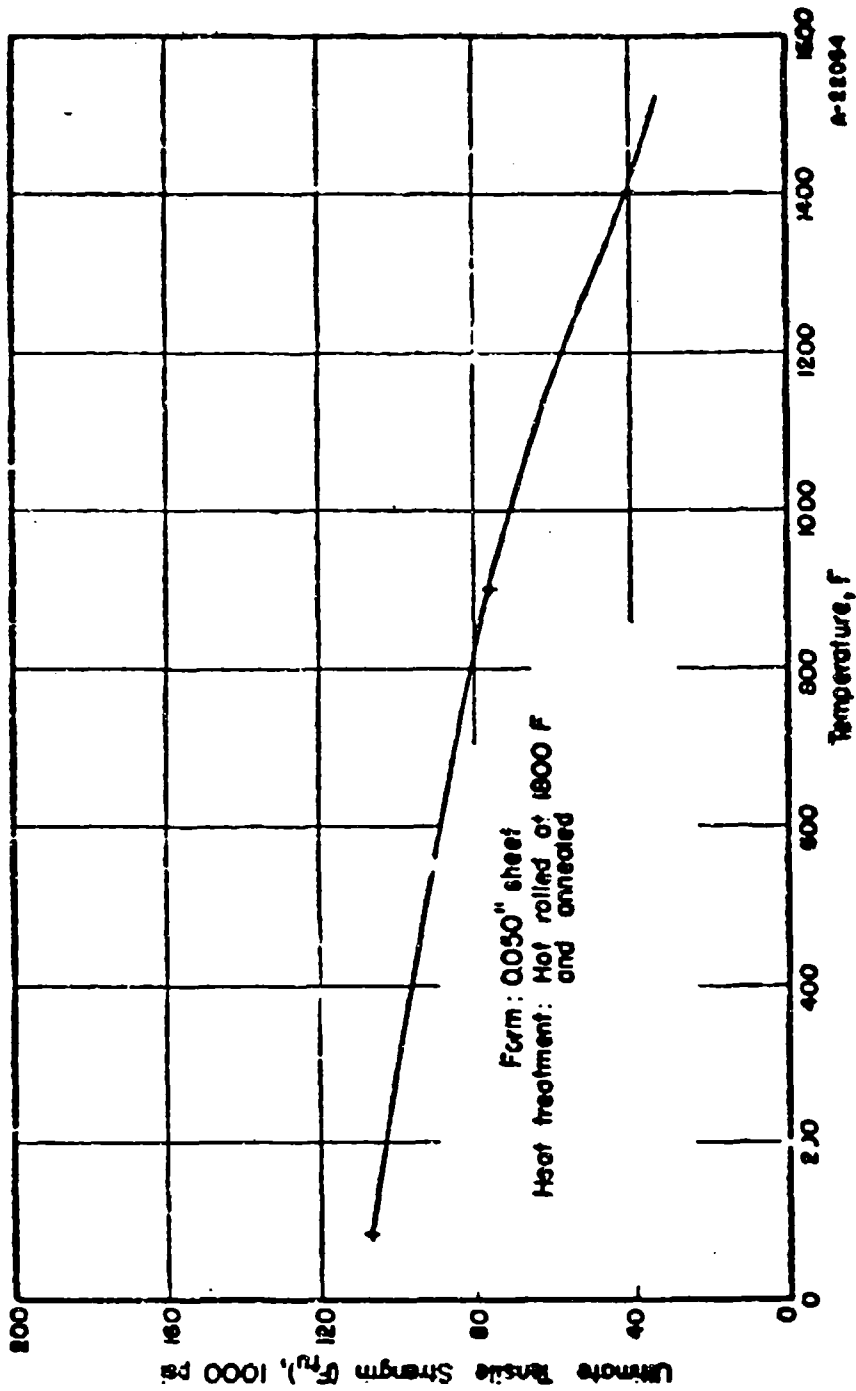


FIGURE 147. TENSILE STRENGTH (F_u) OF 19-9DL STAINLESS STEEL (HOT ROLLED) AT ELEVATED TEMPERATURE

Ref. 29, Data Sheet 23.

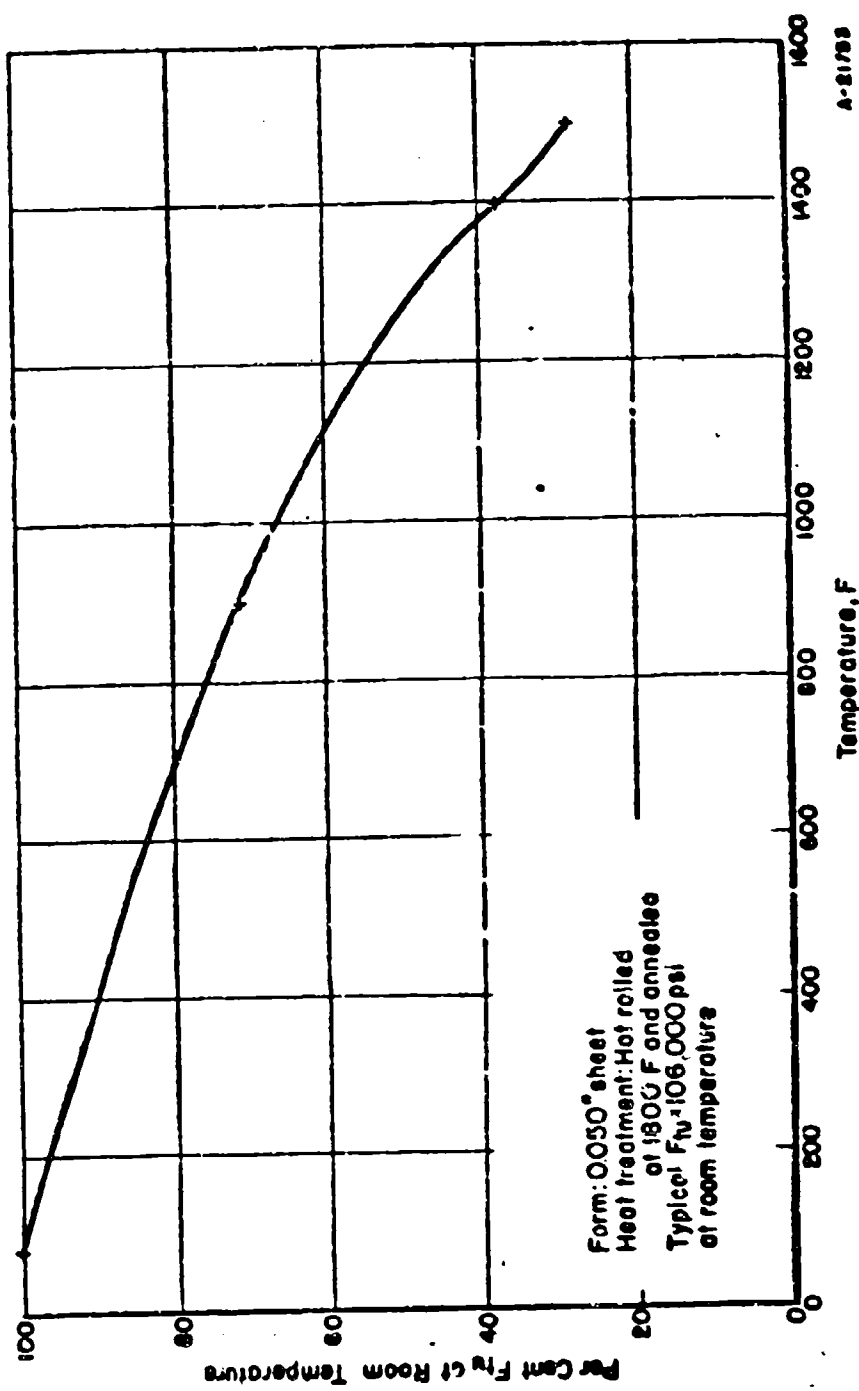



FIGURE 158. DESIGN CURVE FOR TENSILE STRENGTH (F_u) OF 19-9DL STAINLESS STEEL (HOT ROLLED) AT ELEVATED TEMPERATURE

Ref. 29, Data Sheet 23.



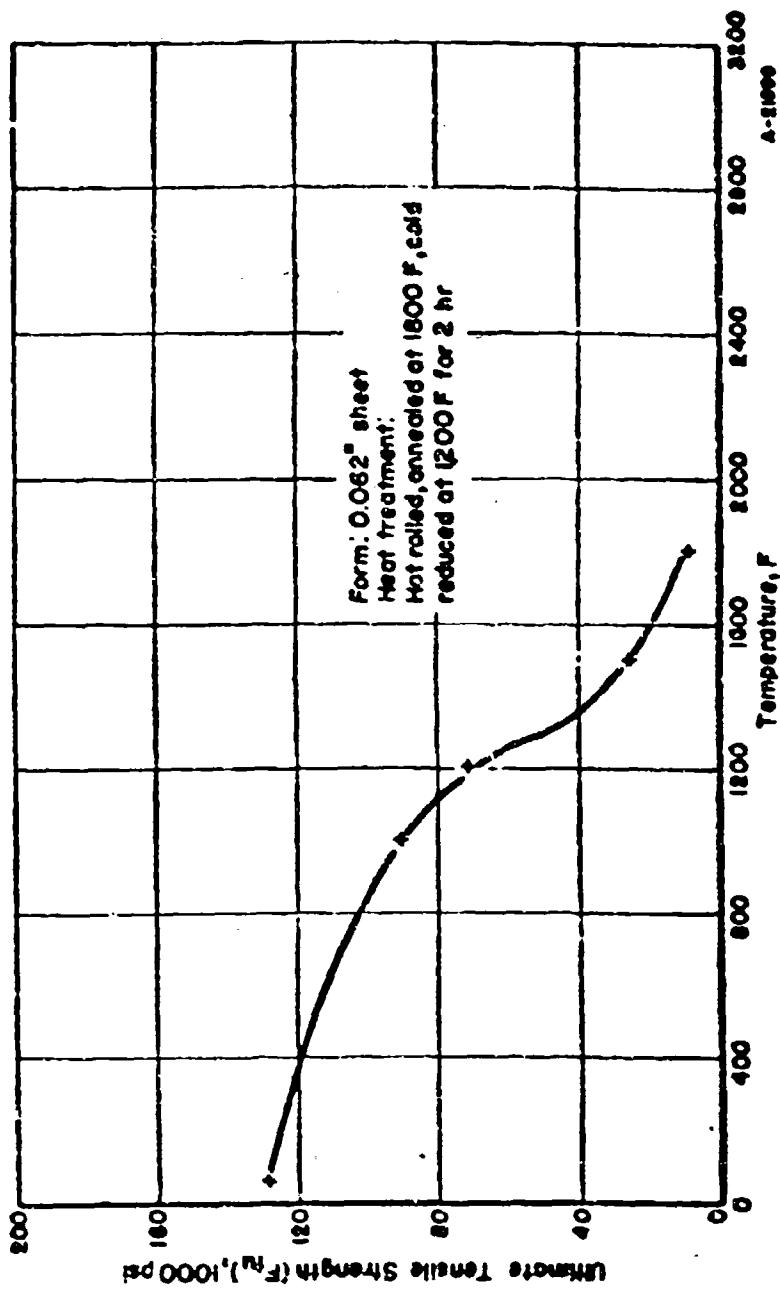


FIGURE 159. TENSILE STRENGTH (F_u) OF 19-9DL STAINLESS STEEL (HOT ROLLED) AT ELEVATED TEMPERATURE

Ref. 29, Data Sheet 22.

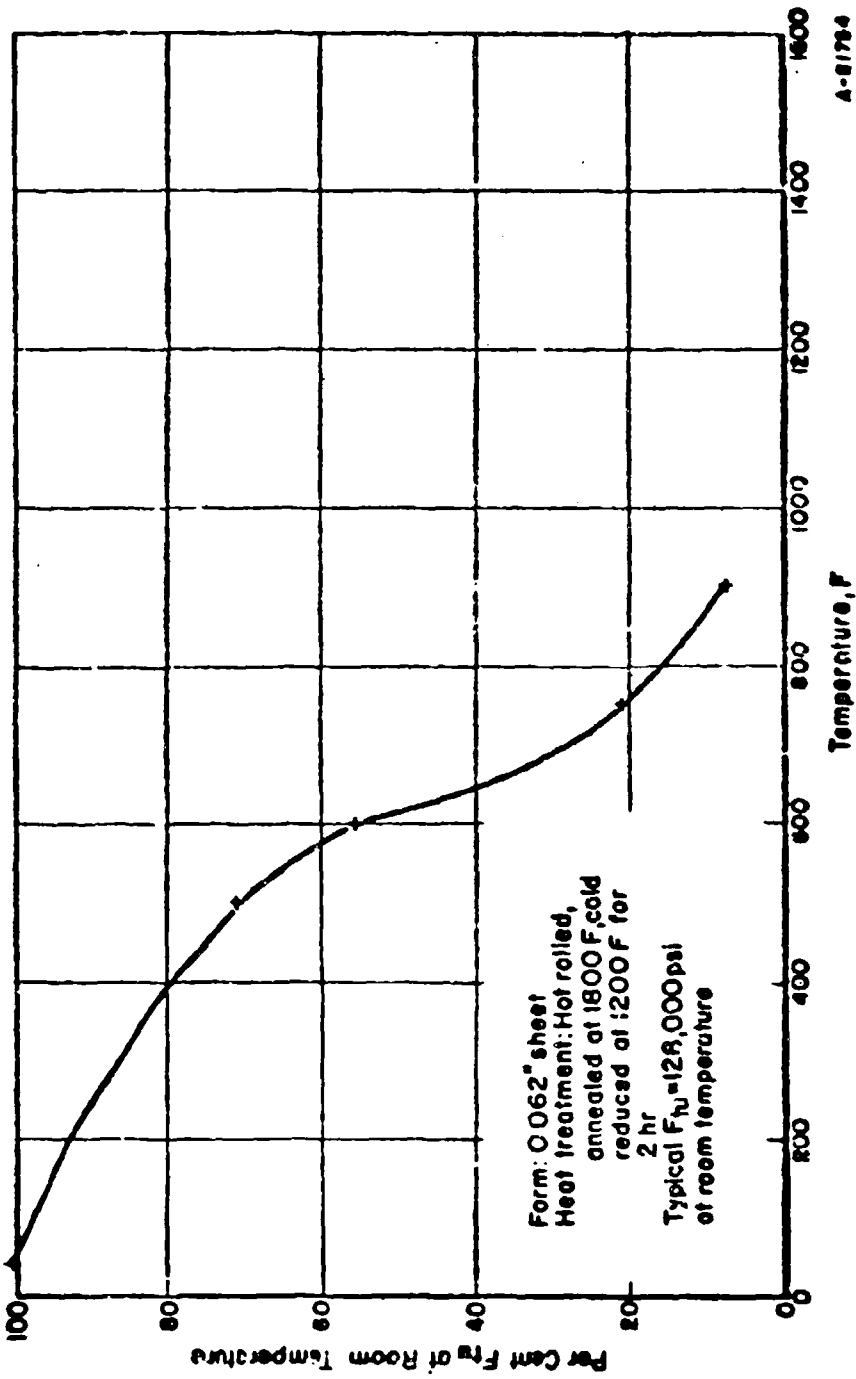
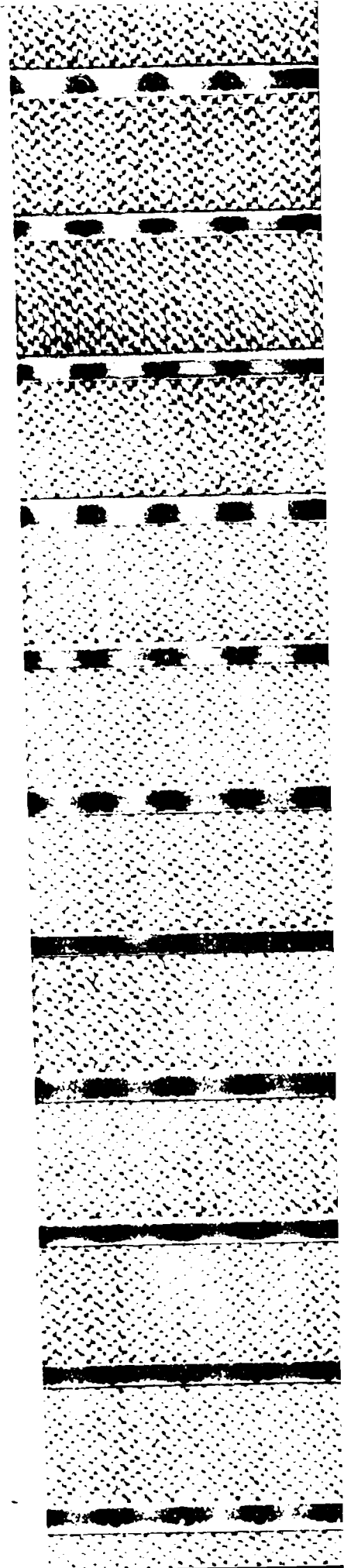


FIGURE 160. DESIGN CURVE FOR TENSILE STRENGTH (F_{10}) OF 19-9DL STAINLESS STEEL (HOT ROLLED) AT ELEVATED TEMPERATURE
Ref. 29, Data Sheet 22.



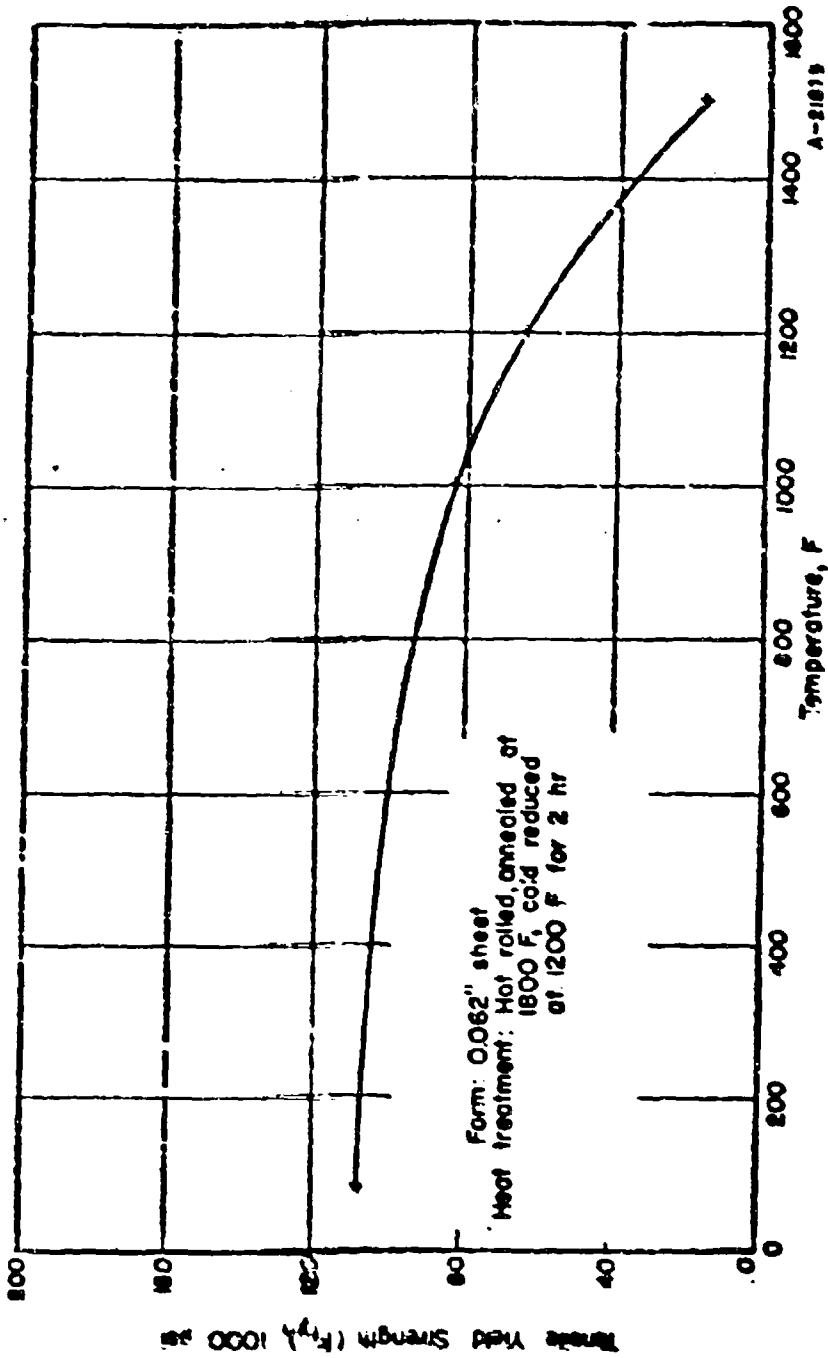


FIGURE 161. TENSILE YIELD STRENGTH (F_y) OF 19-9DL STAINLESS STEEL (HOT ROLLED) AT ELEVATED TEMPERATURE

Ref. 29, Data Sheet 22.

- (25) Ross, A. O., "Determination of Boundary-Layer Transition Reynolds Numbers by Surface-Temperature Measurements of a 10-Degree Cone in Various NACA Supersonic Wind Tunnels", NACA TN 3020, October 1953, 26 pages.
- (26) Miller, R. F., and Heger, J. J., "The Strength of Wrought Steels at Elevated Temperatures", ASTM-ASME Joint Committee, ASTM Special Publication No. 160 (1950).
- (27) Simmons, W. F., and Cross, H. C., "The Elevated Temperature Properties of Stainless Steels", ASTM-ASME Joint Committee ASTM Special Publication No. 124 (1952).
- (28) Simmons, W. F., and Cross, H. C., "The Elevated Temperature Properties of Chromium-Molybdenum Steels", ASTM-ASME Joint Committee, ASTM Special Publication No. 151 (1953).
- (29) Simmons, W. F., and Cross, H. C., "The Elevated Temperature Properties of Selected Super-Strength Alloys", ASTM-ASME Joint Committee, ASTM Special Publication No. 160 (1954).
- (30) "Product Data Bulletin", Armco Steel Corporation, Development Engineering Dept., Middletown, Ohio (1952).
- (31) Larson, F. R., and Miller, J., "A Time-Temperature Relationship for Rupture and Creep Stresses", ASME Transactions, Vol 74, No. 5, July 1952, pages 765-775.
- (32) Craighead, C. M., Grube, K. P., Eastwood, L. W., and Lorig, C. H. (Battelle Memorial Institute), "The Effects of Temperature on the Mechanical Properties of Magnesium Alloys", Project Rand, Rand Corporation, R-246 (October, 1949).
- (33) Guarnieri, G. J., and Salvaggi, J., "Limiting High Temperature Creep and Rupture Stresses on Sheet Alloys for Jet Applications", Cornell Aeronautical Laboratory, I. M. Cal.-39 (Project Sqnd, USN-USAf) (September, 1951).
- (34) Flanagan, Ieosen, and Dorn (University of California), "Study of Forming Properties of Aluminum Alloy Sheet at Elevated Temperatures - Part XII: Stress Rupture and Creep Tests", Wright-Patterson Air Force Base Report No. W185 (March, 1945), Report N. W215 (June, 1945).
- (35) Dorn, J. E., and Tiez, T. E. (University of California), "Creep and Stress-Rupture Investigations on Some Aluminum Alloy Sheet Metals" (November, 1947). (See Reference 36.)

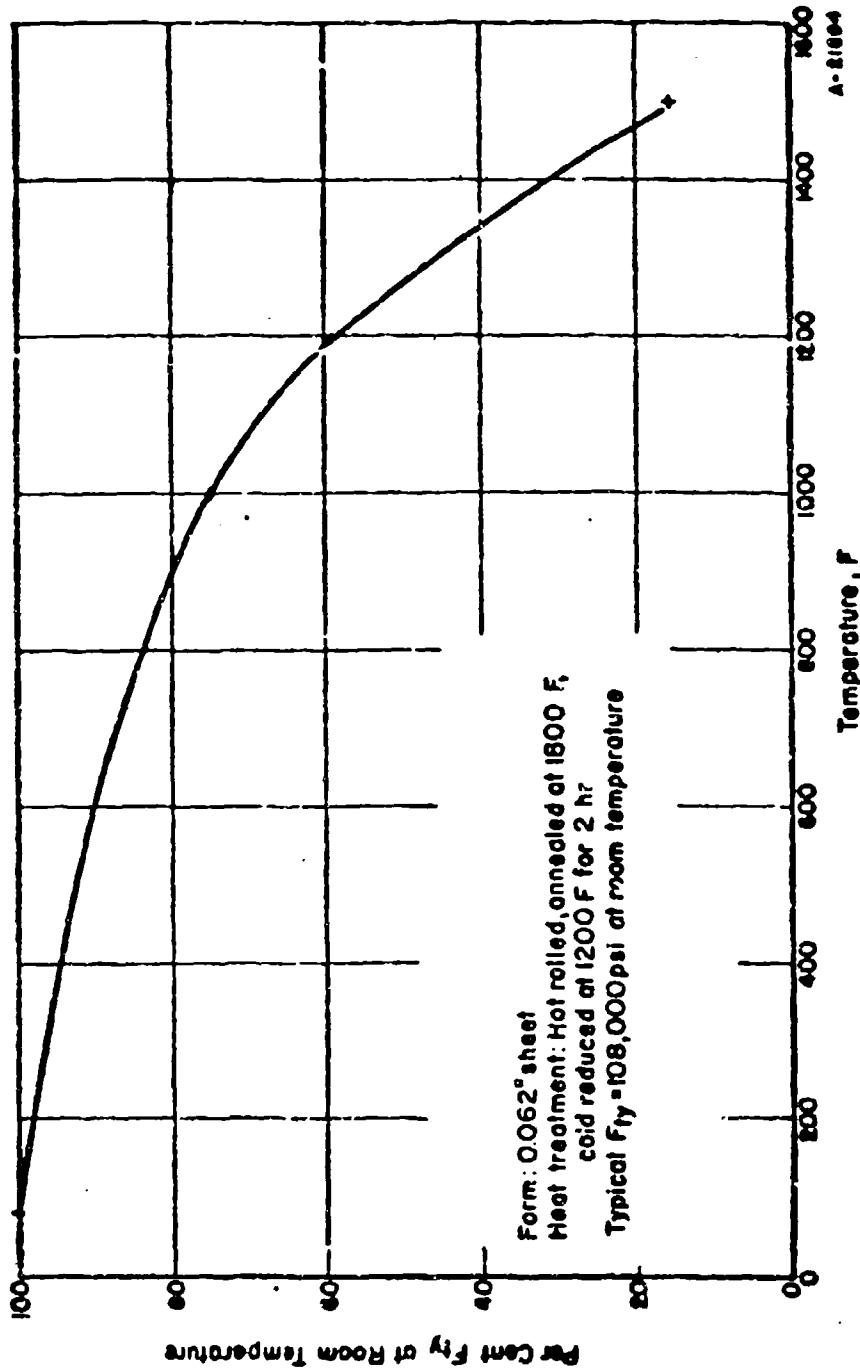



FIGURE 161. DESIGN CURVE FOR TENSILE YIELD STRENGTH (F_y) OF 19-9DL STAINLESS STEEL (HOT ROLLED) AT ELEVATED TEMPERATURE

Ref. 29, Data Sheet 22.



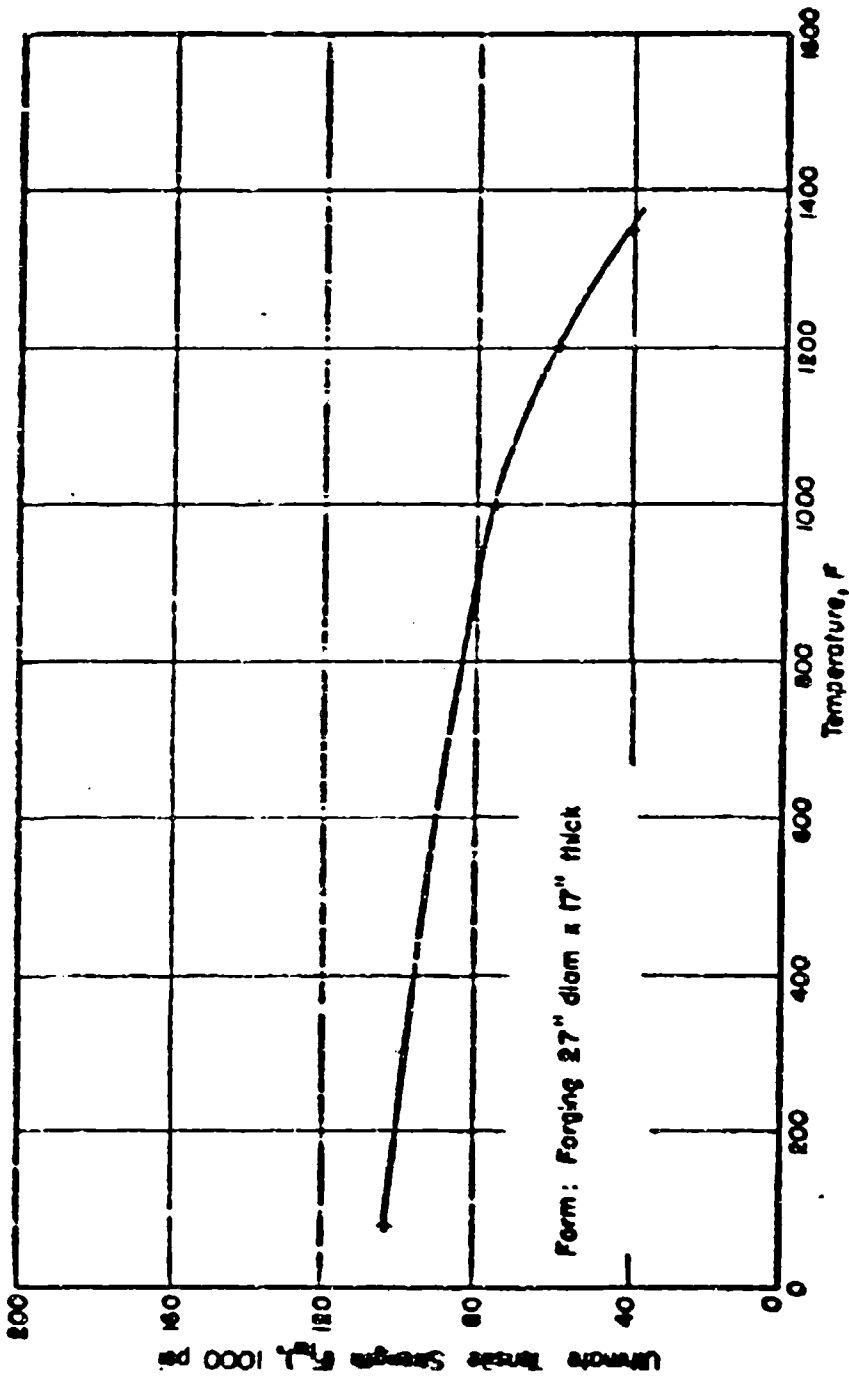


FIGURE 163. TENSILE STRENGTH (σ_u) OF 19-9DL STAINLESS STEEL (FORGING) AT ELEVATED TEMPERATURE

Ref. 29, Data Sheet 19.

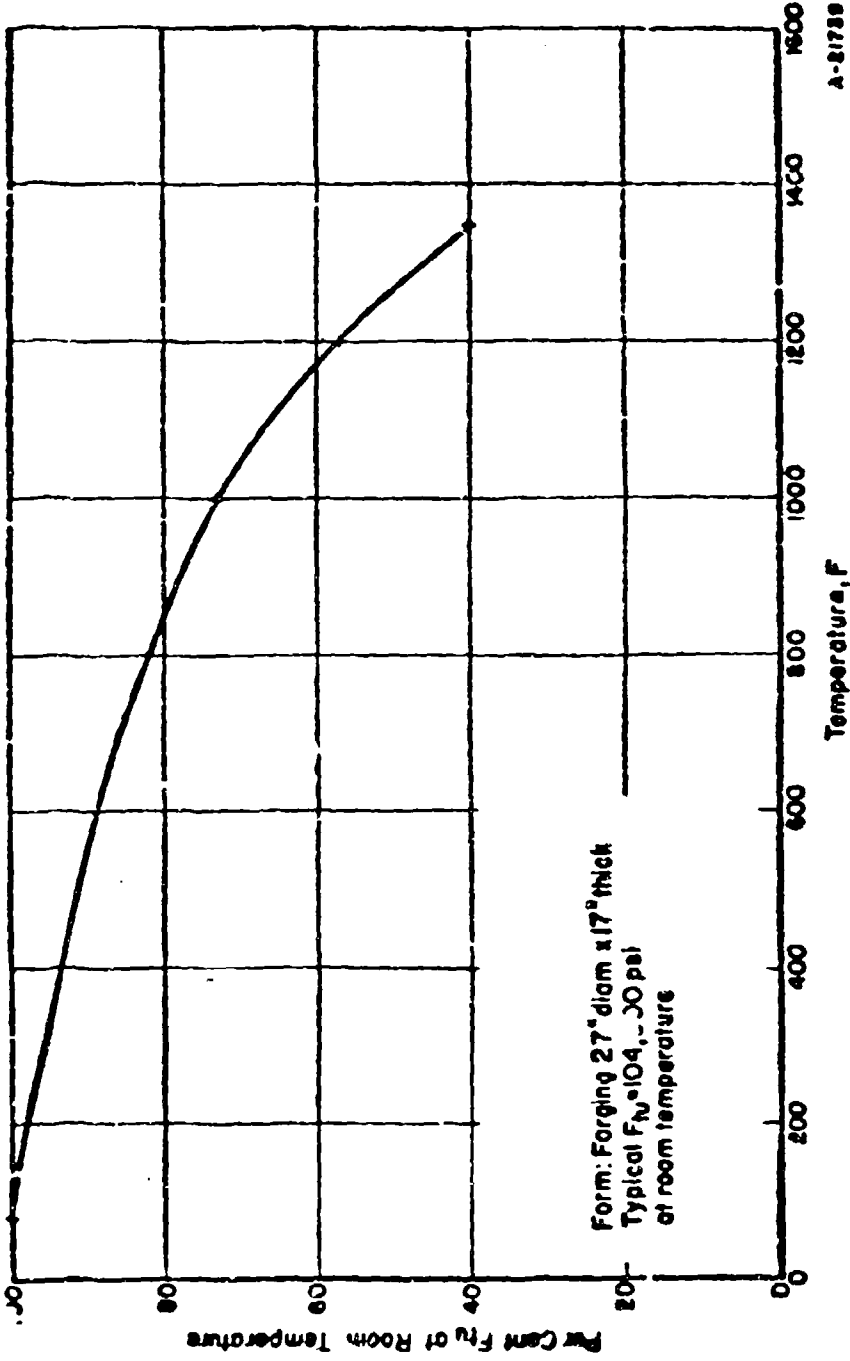



FIGURE 164. DESIGN CURVE FOR TENSILE STRENGTH (F_u) OF 19-9DL STAINLESS STEEL (FORGING) AT ELEVATED TEMPERATURE

Ref. 29, Data Sheet 19.



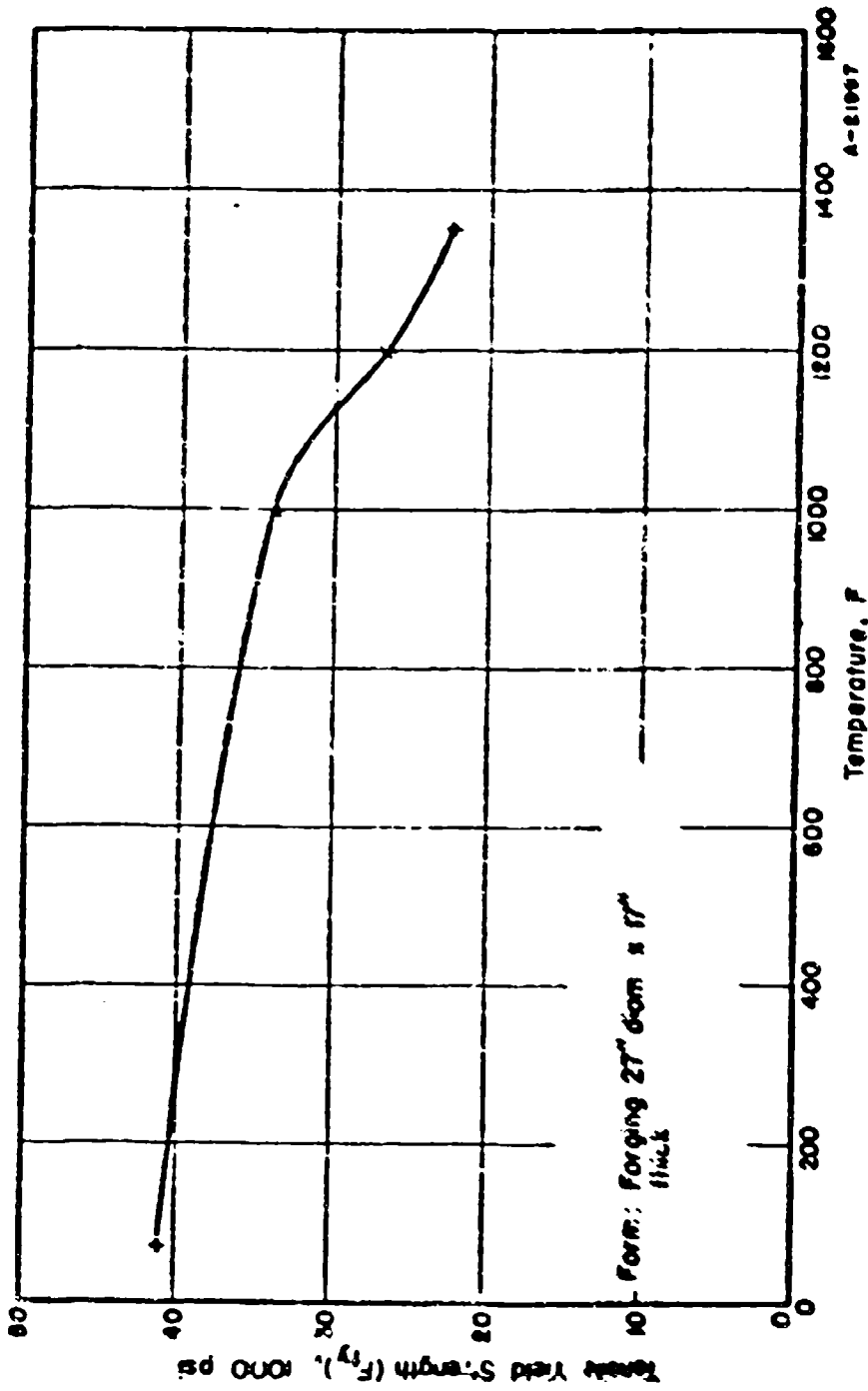


FIGURE 165. TENSILE YIELD STRENGTH (F_y) OF 19-3DL STAINLESS STEEL (FORGING) AT ELEVATED TEMPERATURE

Ref. 29, Data Sheet 19.

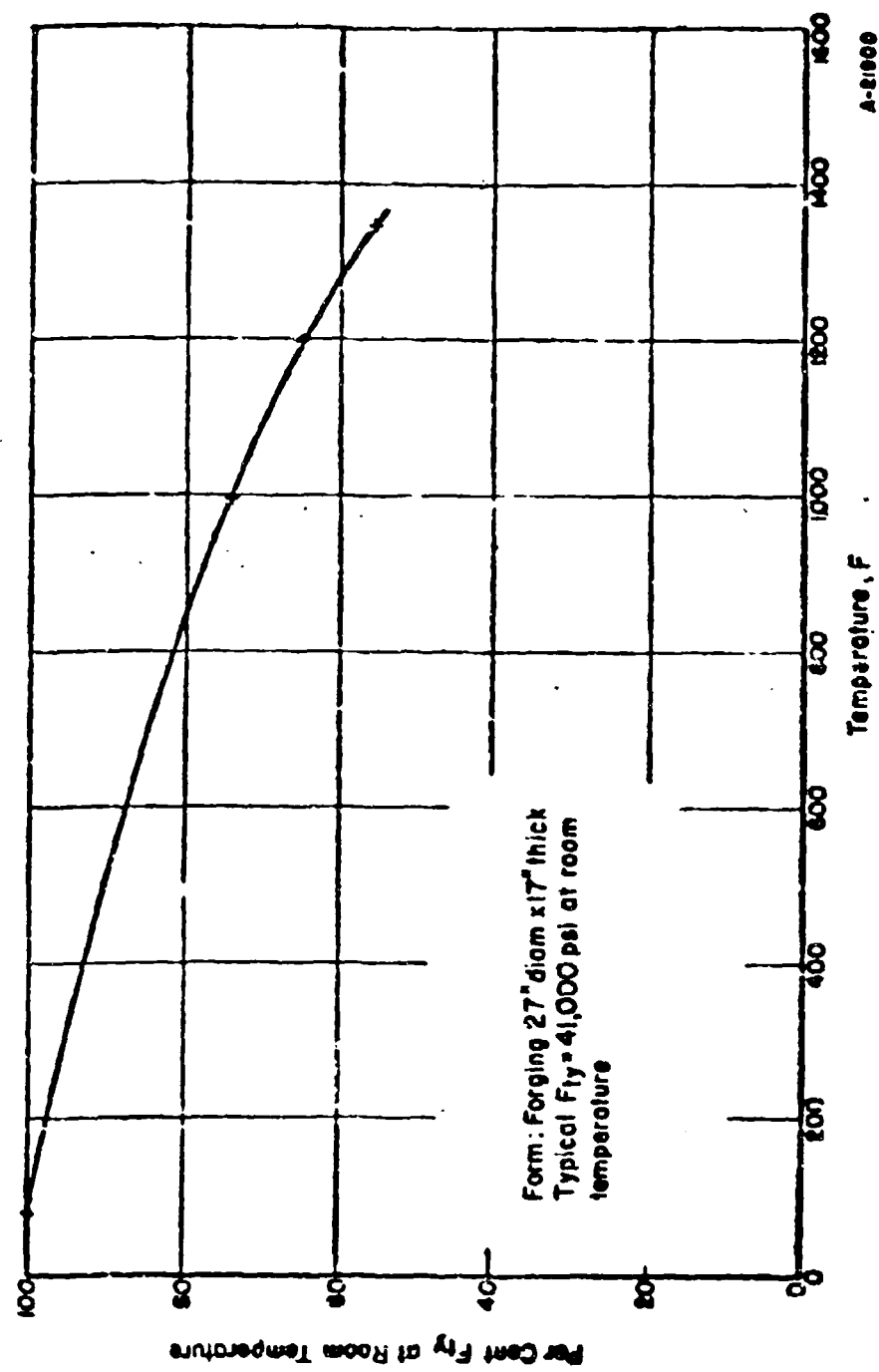



FIGURE 166. DESIGN CURVE FOR TENSILE YIELD STRENGTH (F_y) OF 19-9DL STAINLESS STEEL (FORGING) AT ELEVATED TEMPERATURE

Ref. 29, Data Sheet 19.



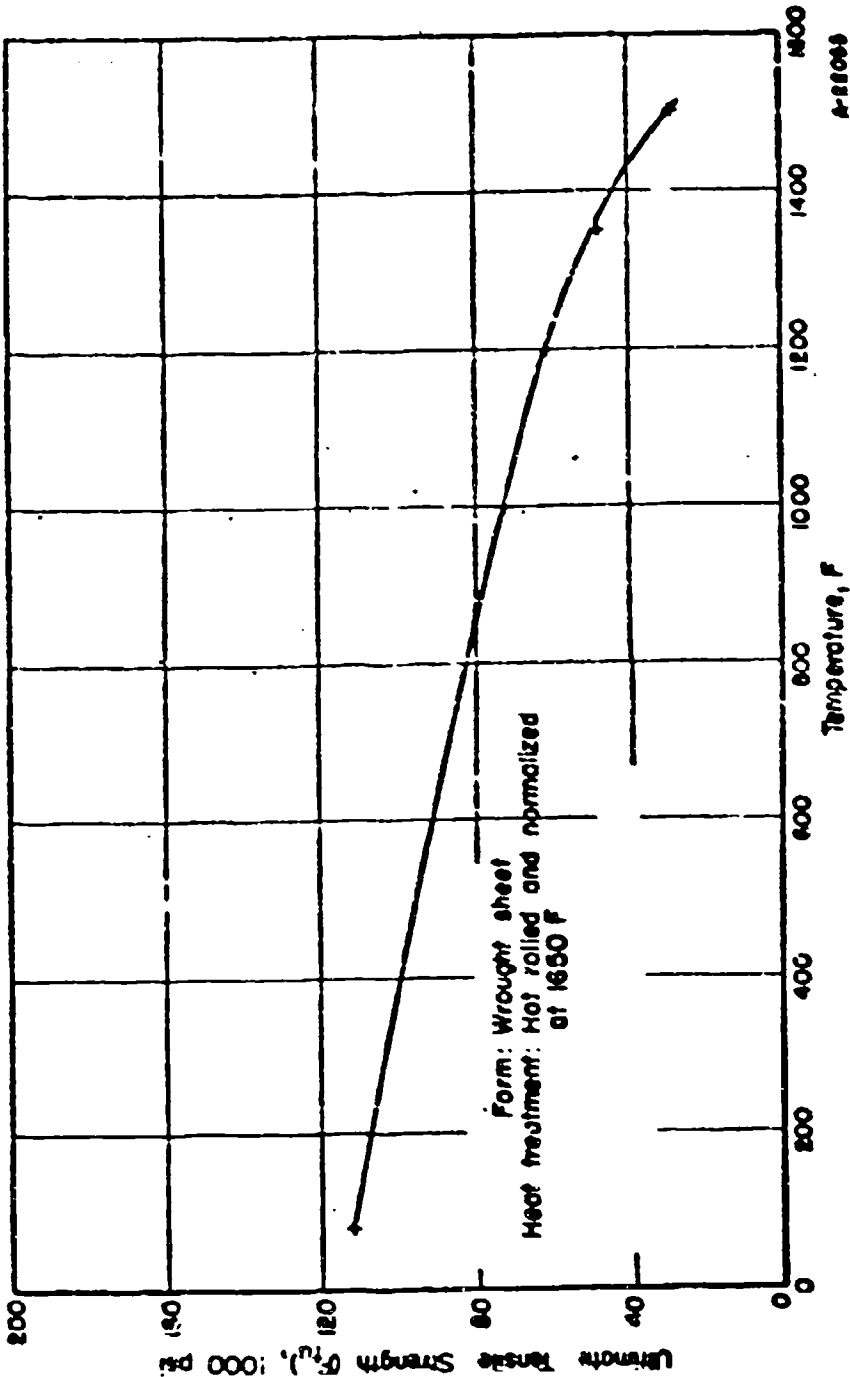


FIGURE 167. TENSILE STRENGTH (F_u) OF 19-9DL STAINLESS STEEL (HOT ROLLED) AT ELEVATED TEMPERATURE

Ref. 29, Data Sheet 25.

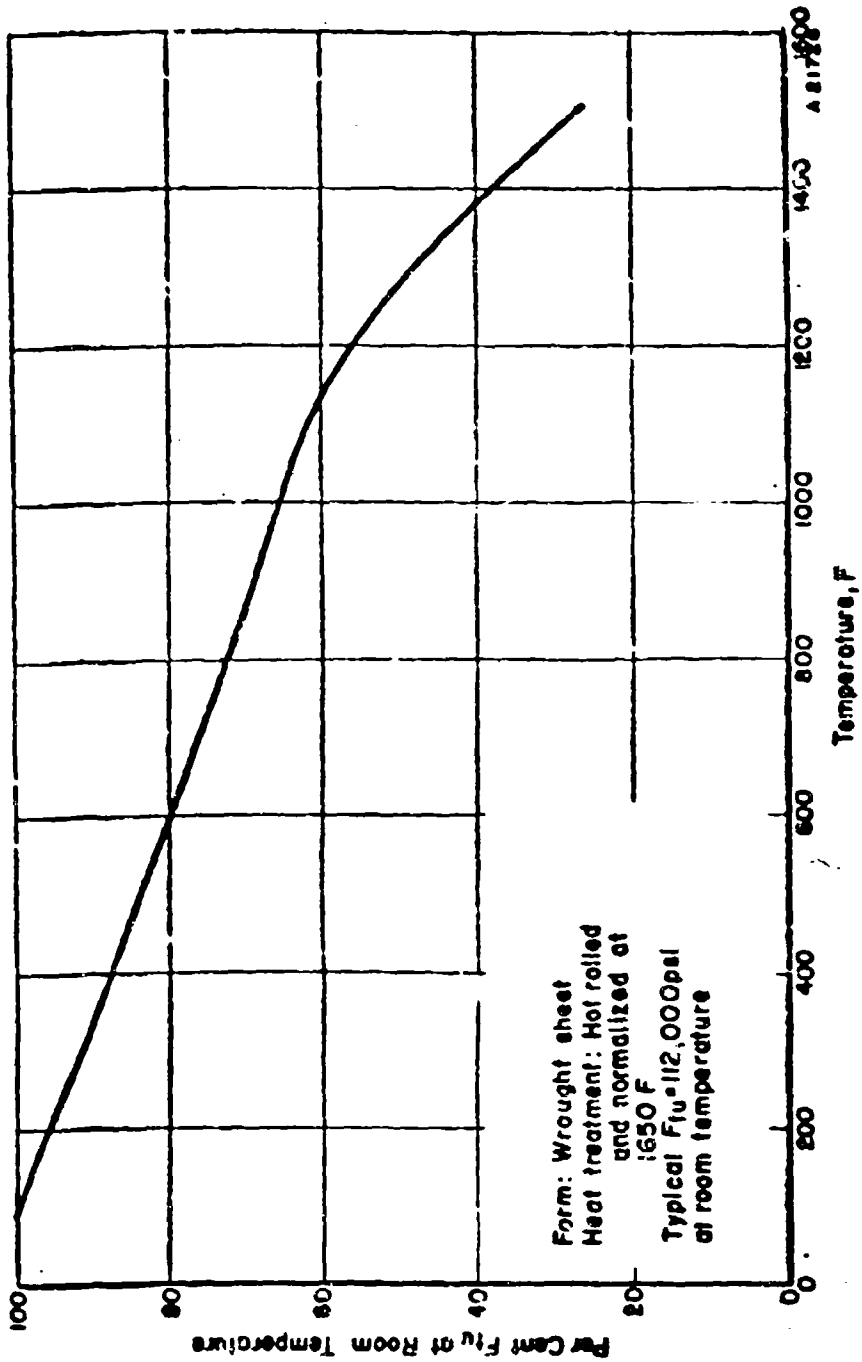


FIGURE 168. DESIGN CURVE FOR TENSILE STRENGTH (F_u) OF 19-9DL STAINLESS STEEL (HOT ROLLED) AT ELEVATED TEMPERATURE

Ref. 29, Data Sheet 25.

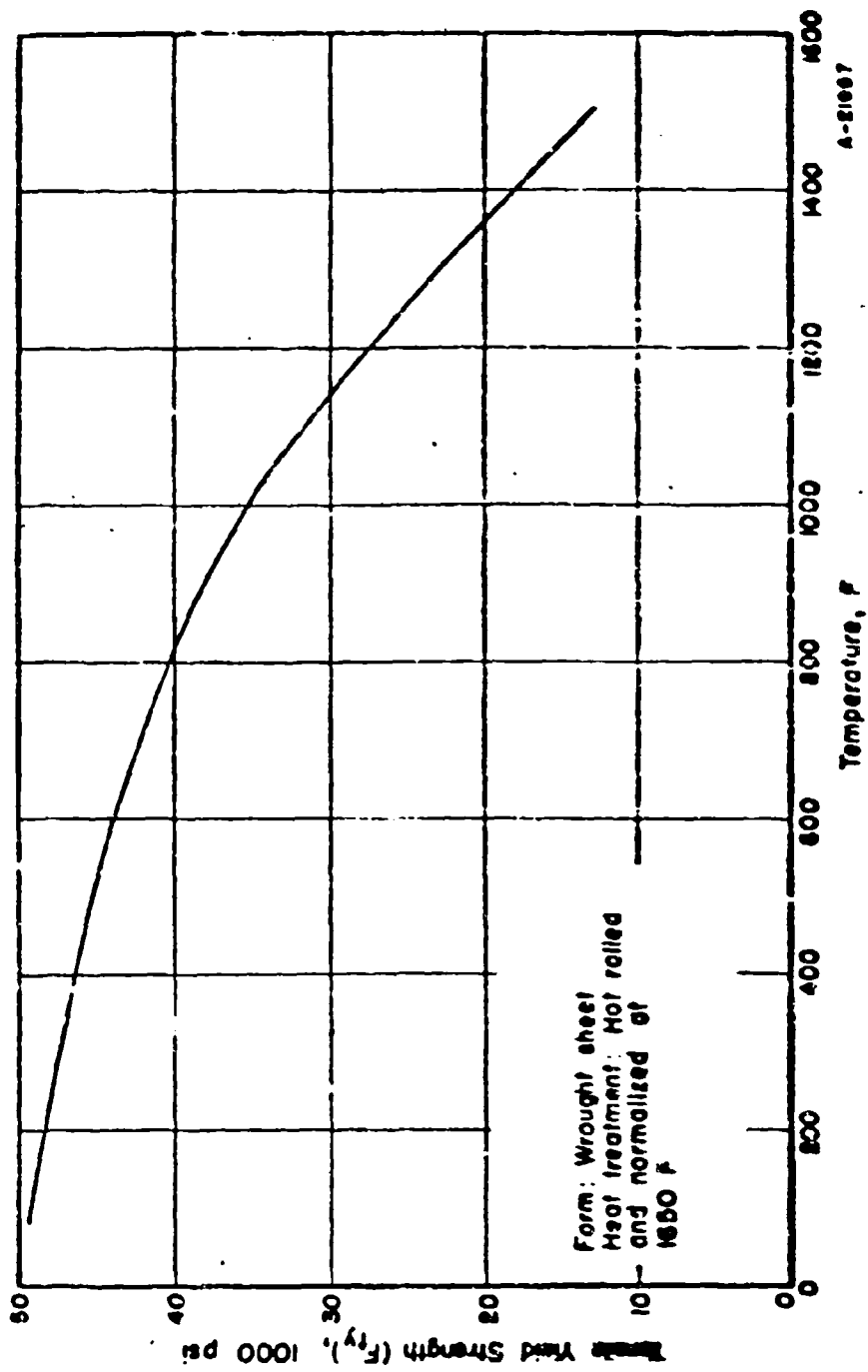


FIGURE 169. TENSILE YIELD STRENGTH (F_y) OF 19-9DL STAINLESS STEEL (HOT ROLLED) AT ELEVATED TEMPERATURE

Ref. 29, Data Sheet 25.

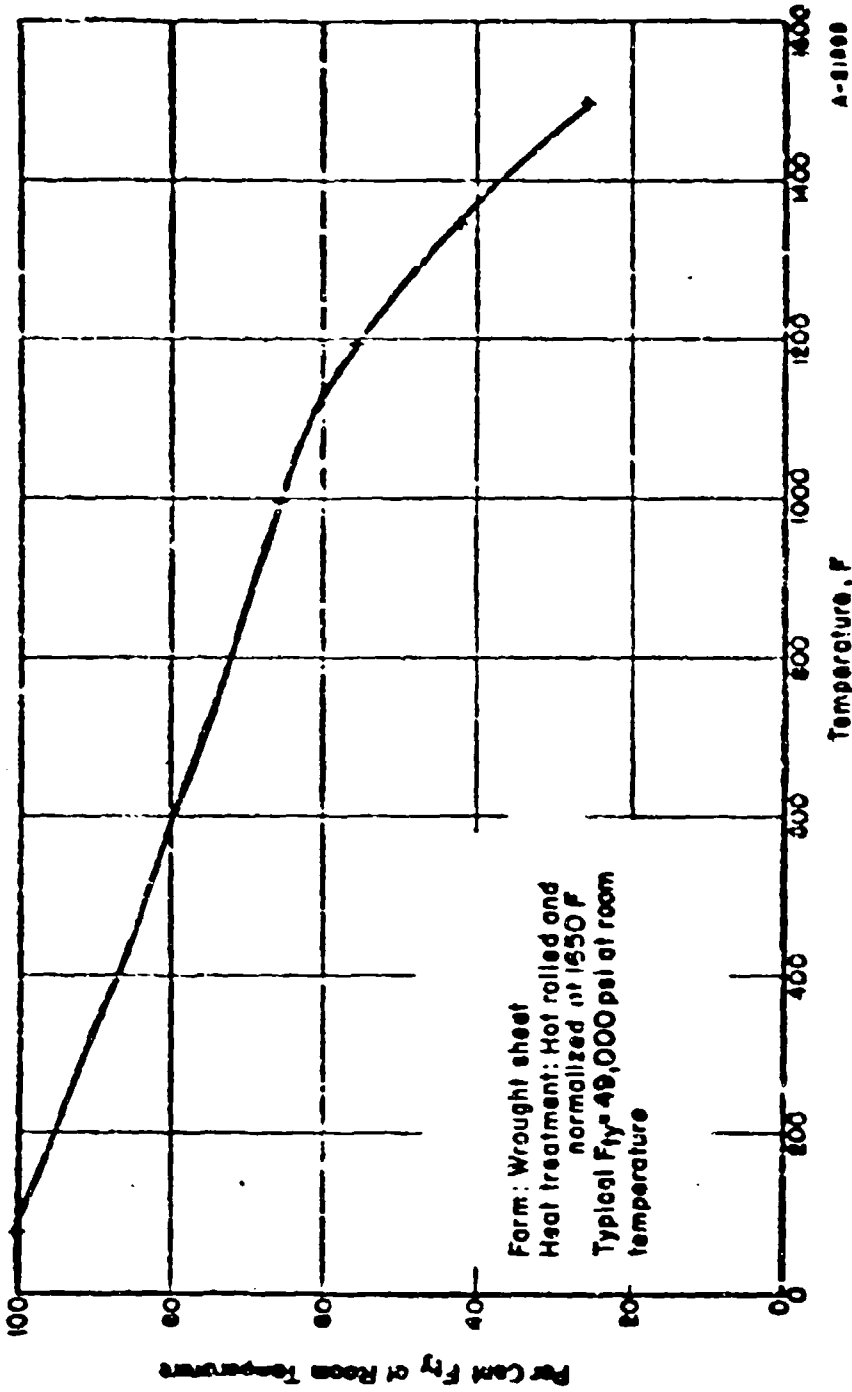
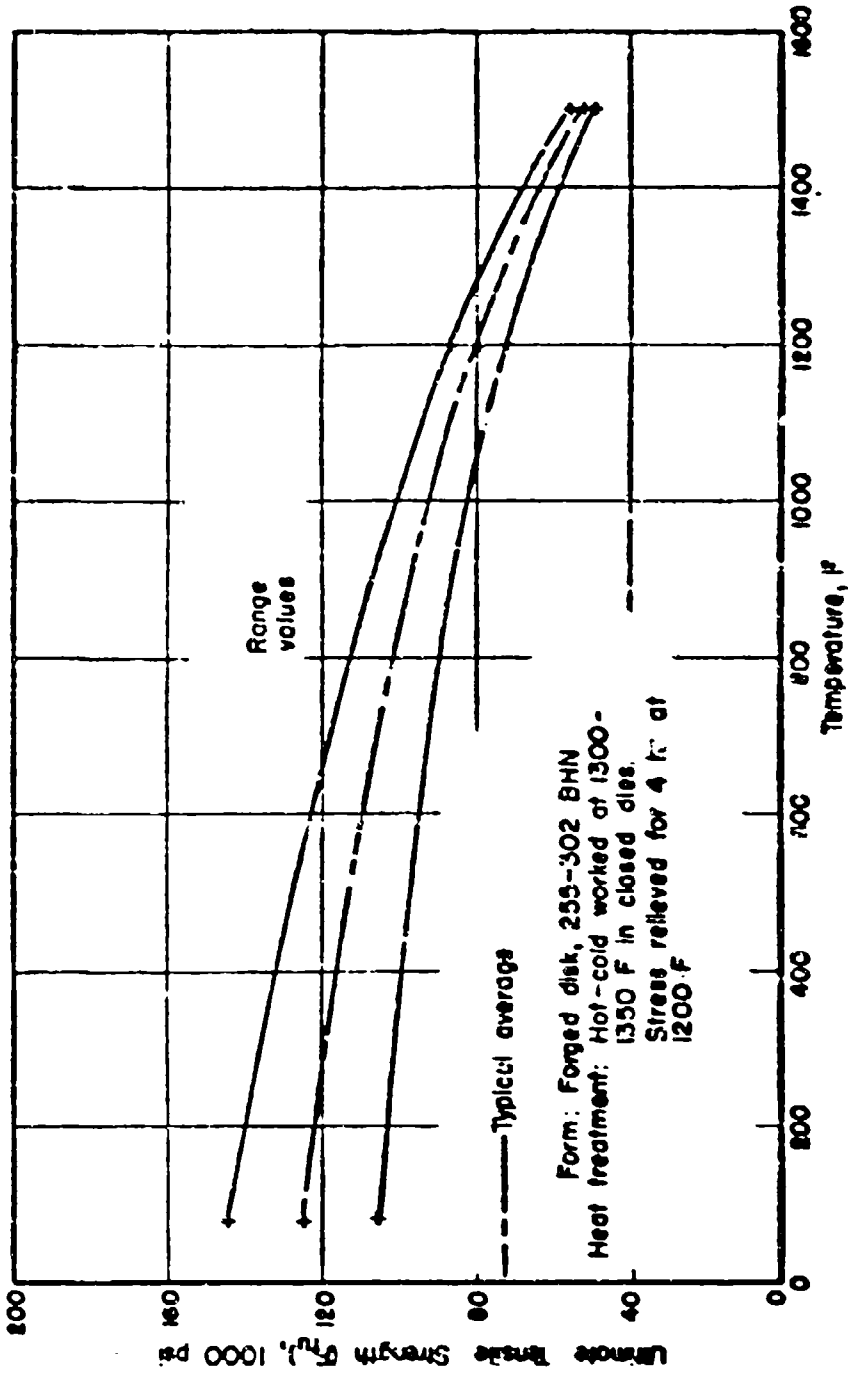


FIGURE 170. DESIGN CURVE FOR TENSILE STRENGTH (F_T) OF 19-9DL STAINLESS STEEL (HOT ROLLED) AT ELEVATED TEMPERATURE
Ref. 29, Data Sheet 25.



Form: Forged disk, 255-302 BHN
 Heat treatment: Hot-cold worked at 1300-1350 F in closed dies.
 Stress relieved for 4 hr at 1200 F

FIGURE 171. TENSILE STRENGTH (F_{tu}) OF 19-9DL STAINLESS STEEL (HOT-COLD WORKED) AT ELEVATED TEMPERATURE
 Ref. 29, Data Sheet 17.

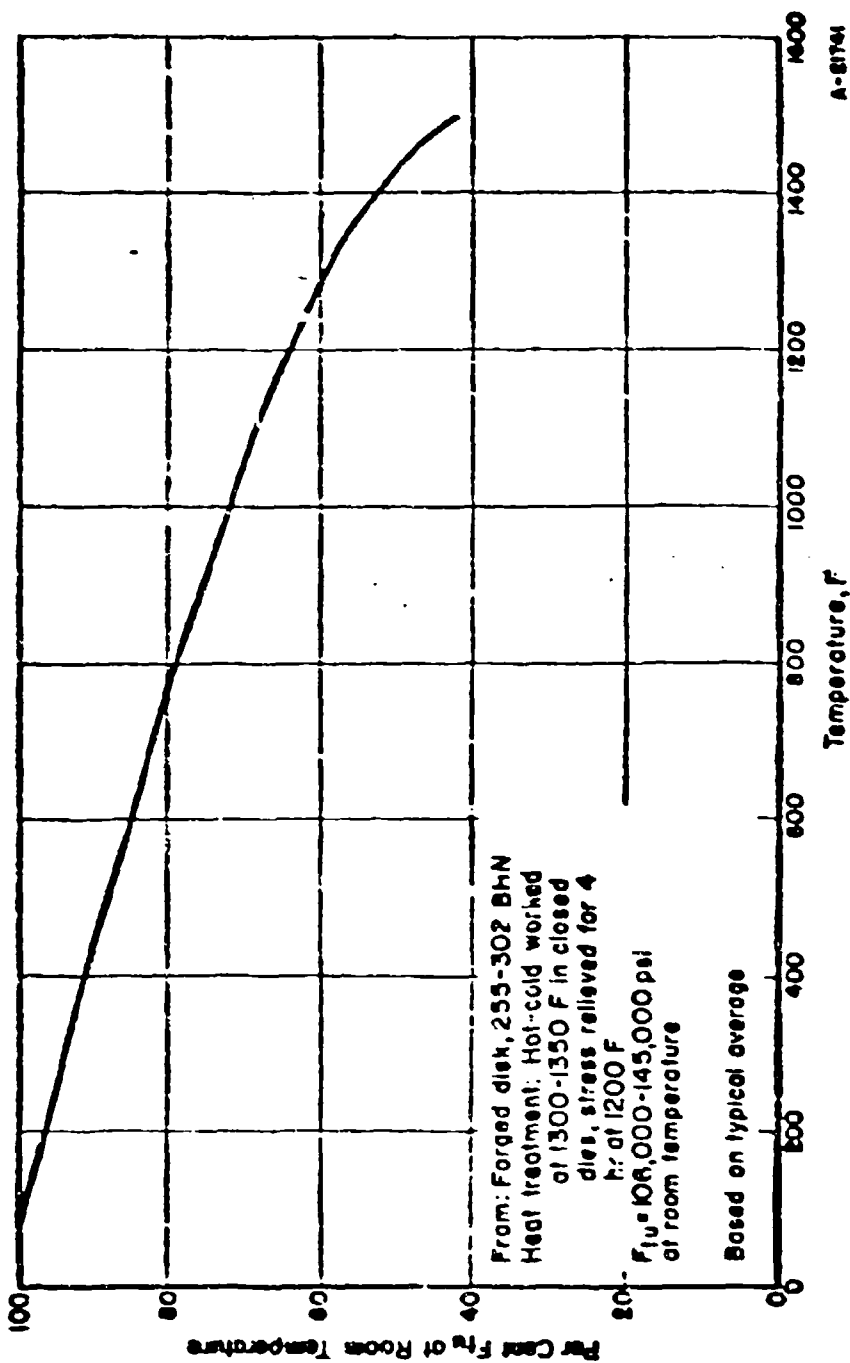


FIGURE 172. DESIGN CURVE FOR TENSILE STRENGTH (F_{tu}) OF 19-9DL STAINLESS STEEL (HOT-COLD WORKED) AT ELEVATED TEMPERATURE

Ref. 29, Data Sheet 17.

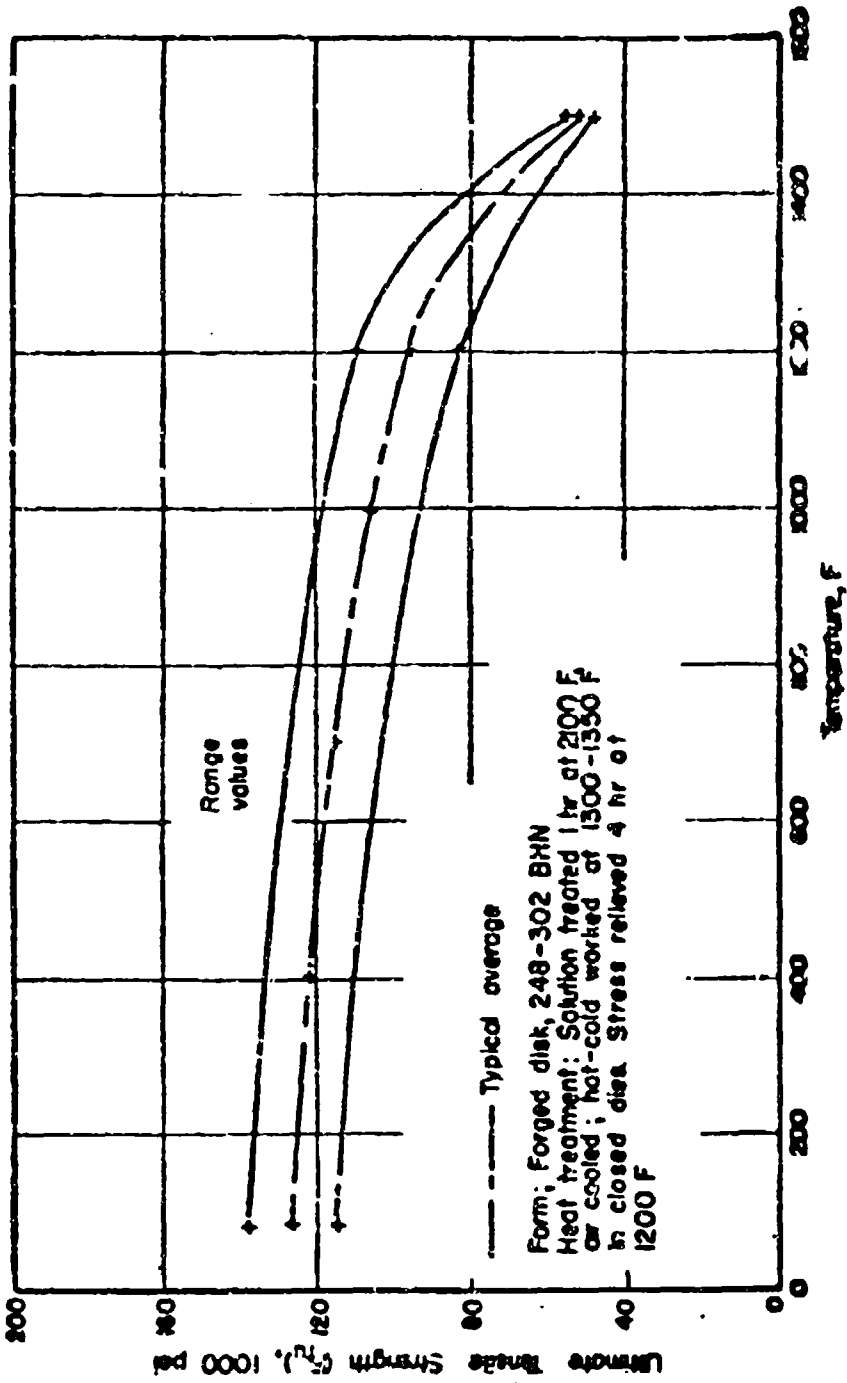


FIGURE 173. TENSILE STRENGTH (F_u) OF 19-9DL STAINLESS STEEL (HOT-COLD WORKED) AT ELEVATED TEMPERATURE

Ref. 29, Data Sheet 16.

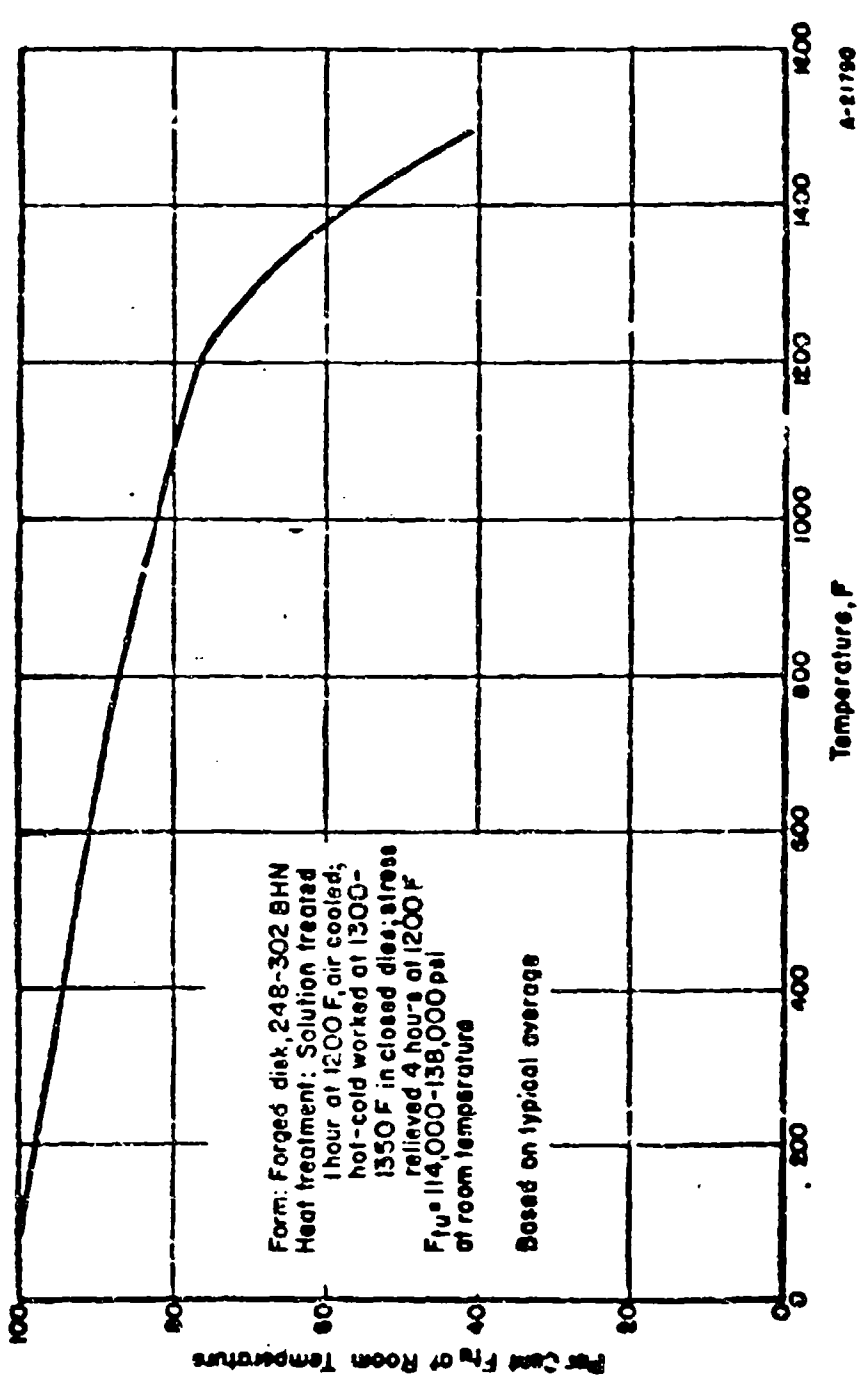



FIGURE 114. DESIGN CURVE FOR TENSILE STRENGTH (F_{tu}) OF 19-9DL STAINLESS STEEL (HOT-COLD WORKED) AT ELEVATED TEMPERATURE

Ref. 29, Data Sheet 16.



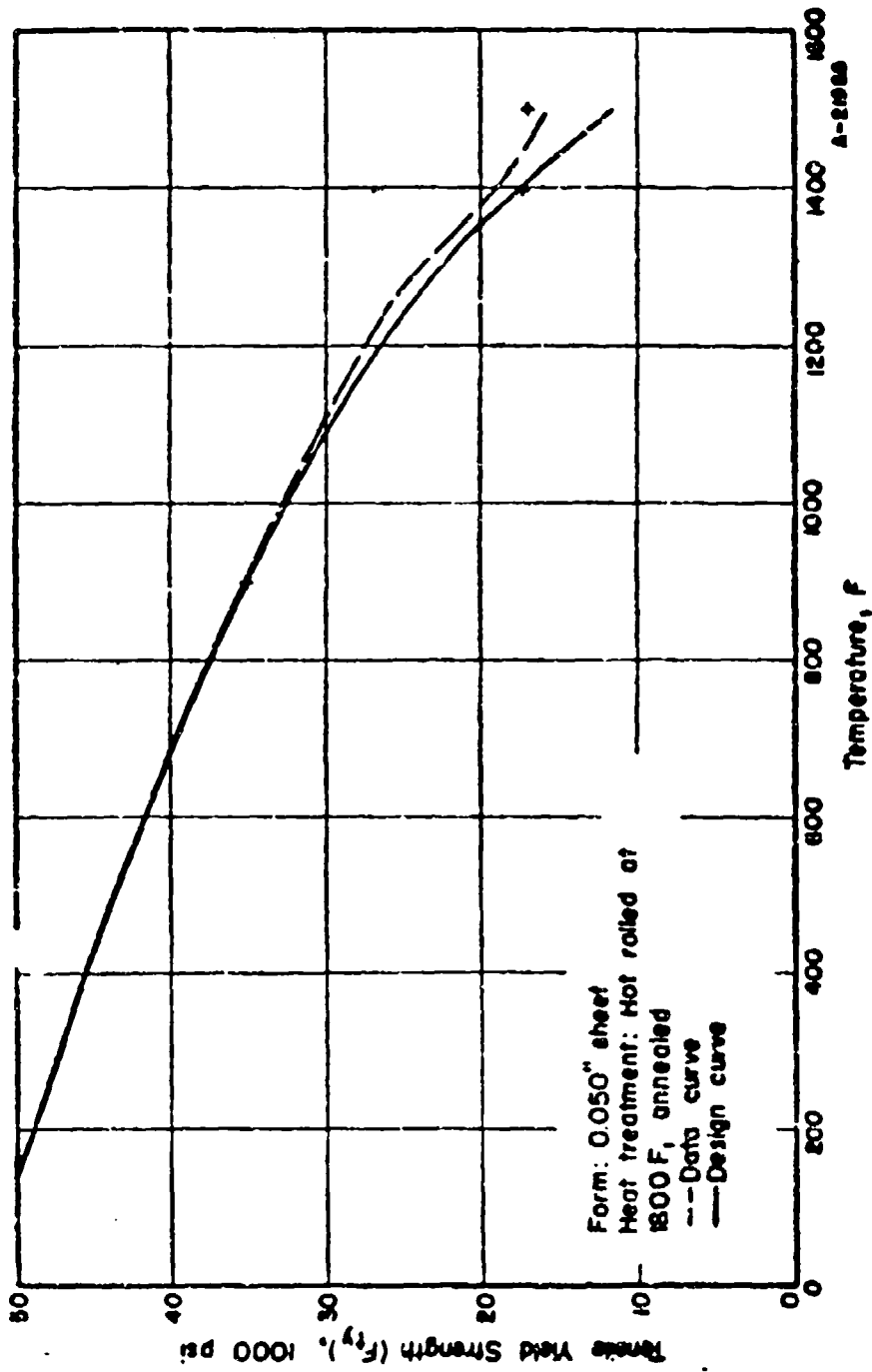


FIGURE 175. TENSILE YIELD STRENGTH (F_y) OF 19-9DL STAINLESS STEEL (HOT ROLLED) AT ELEVATED TEMPERATURE

Ref. 29, Data Sheet 23.

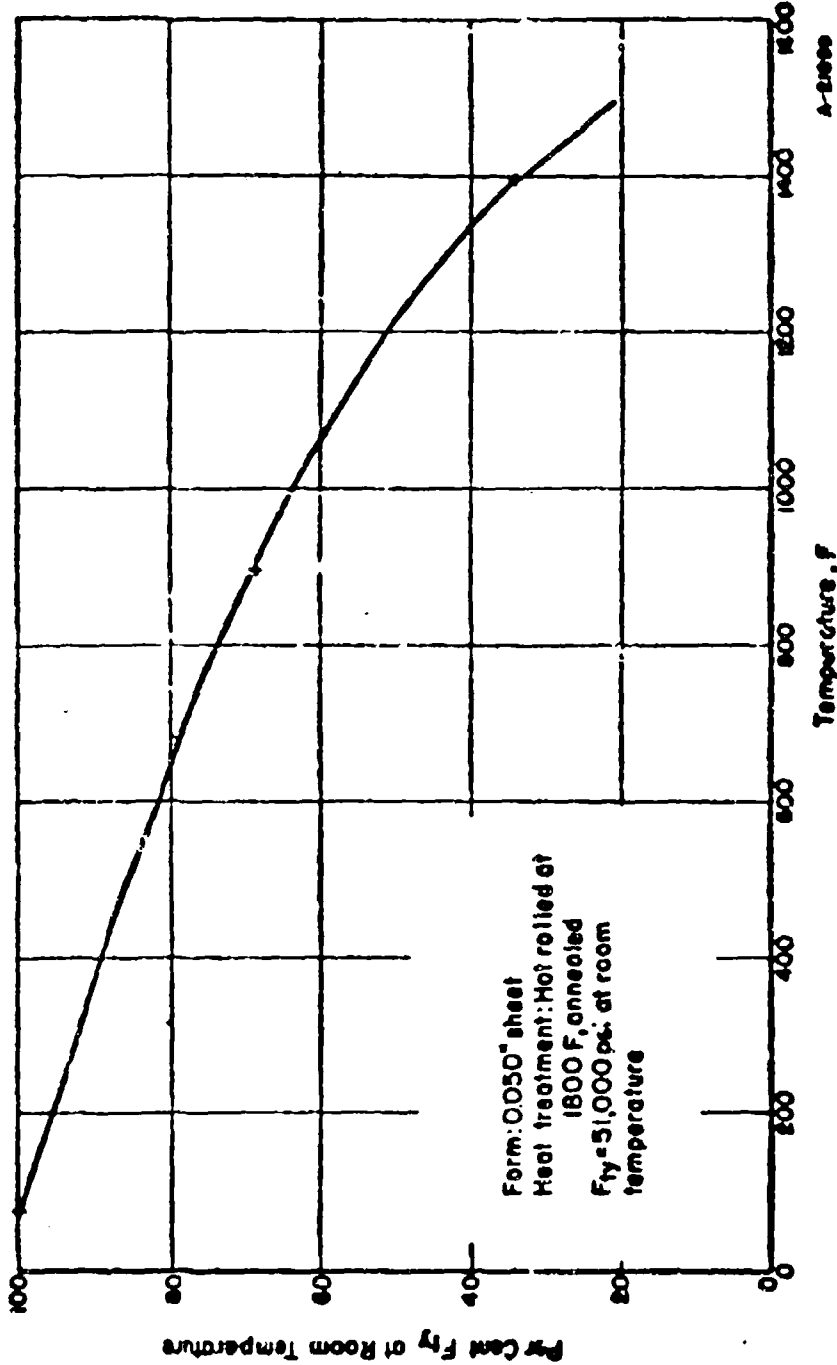


FIGURE 176. DESIGN CURVE FOR TENSILE YIELD STRENGTH (F_y) OF 19-9DL STAINLESS STEEL (HOT ROLLED) AT ELEVATED TEMPERATURE

Ref. 29, Data Sheet 23.

19-9DX ALLOY
(AMS-5538) (AMS-5539)

The 19-9DX alloy was developed in 1950 as a columbium-free version of 19-9DL because of the scarcity of columbium at that time. It was found that if the columbium were eliminated in favor of somewhat higher titanium and molybdenum content, an alloy resulted which had equivalent properties at a lower strategic index. The typical chemical composition of 19-9DX is given in Table 11.

**TABLE 11. TYPICAL CHEMICAL
COMPOSITION OF
19-9DX HEAT-
RESISTANT ALLOY
(AMS-5538) (AMS-5539)**

Element	Weight Per Cent
Carbon	0.30
Manganese	1.25
Silicon	0.55
Nickel	9.00
Chromium	19.00
Molybdenum	1.50
Tungsten	1.25
Titanium	0.60
Iron	Balance

The metallurgy of 19-9DX is similar to that of 19-9DL; 19-9DX is essentially austenitic. Alloy 19-9DX is usually used in the annealed or stress-relieved condition for temperatures below approximately 1300 F and in the solution-treated and aged condition above approximately 1300 F. Other conditions have found use in various applications. The minimum mechanical properties of 19-9DX in the annealed condition are given in Table 12; properties of 19-9DX in the stress-relieved condition are given in Table 13.

**TABLE 12. MINIMUM MECHANICAL PROPERTIES OF
19-9DX ALLOY (AMS-5538)**

Property	
Ultimate tensile (F_{tu})	95,000-120,000 psi
Tensile yield (F_{ty})	45,000 psi (minimum)
Elongation: (e) in 2 inches	10 per cent (minimum)

**TABLE 13. MINIMUM MECHANICAL PROPERTIES OF
19-9DX ALLOY (AMS-5539)**

Property	
Ultimate tensile (F_{tu})	125,000 psi (minimum)
Tensile yield (F_{ty})	90,000 psi (minimum)
Elongation (e) in 2 inches	12 per cent (minimum)

The short-time, elevated-temperature properties of 19-9DX are shown in the following curves:

- (1) Tensile properties, Figures 177 through 182 and 189 through 194
- (2) Compressive properties, Figures 183, 184, 195, and 193
- (3) Bearing properties, Figures 185 through 188 and 197 through 197.

Stress-strain curves and data on shear strength and modulus are lacking for 19-9DX.

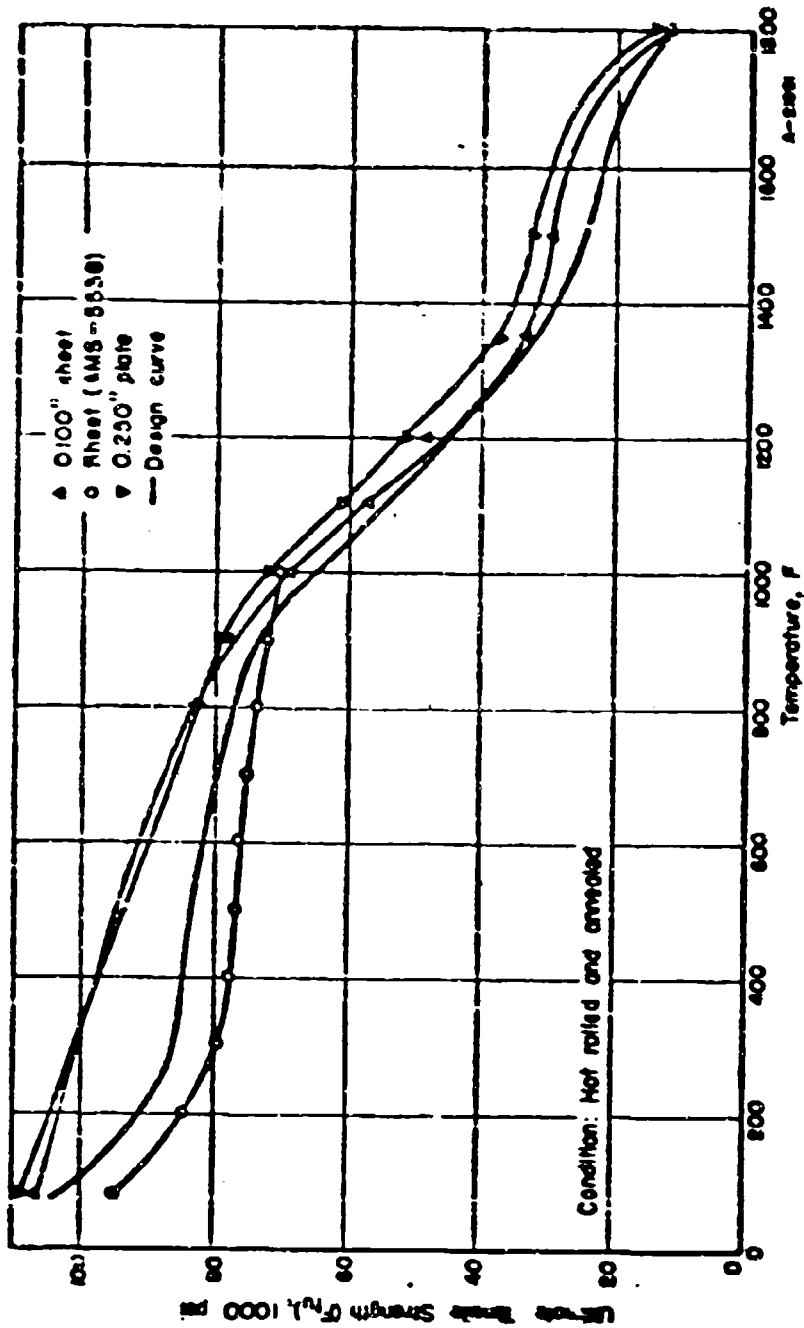


FIGURE 177. TENSILE STRENGTH (F_u) OF 19-9DX (AMS-5538) STAINLESS STEEL AT ELEVATED TEMPERATURE

Ref. 207.241.

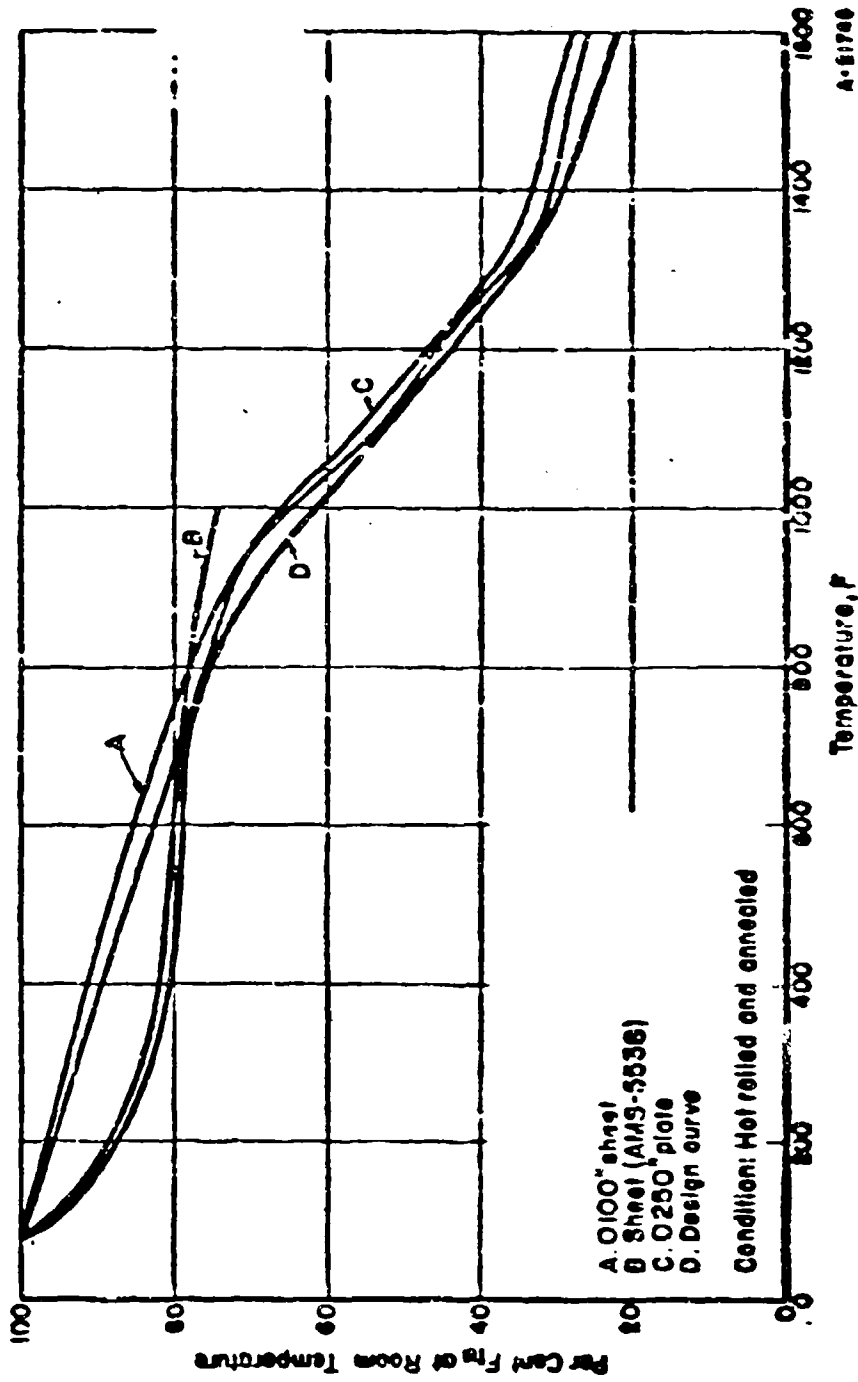


FIGURE 178. TENSILE STRENGTH (F_u) OF 19-9DX (AMS-5538) STAINLESS STEEL AT ELEVATED TEMPERATURE

Ref. 307, 241.

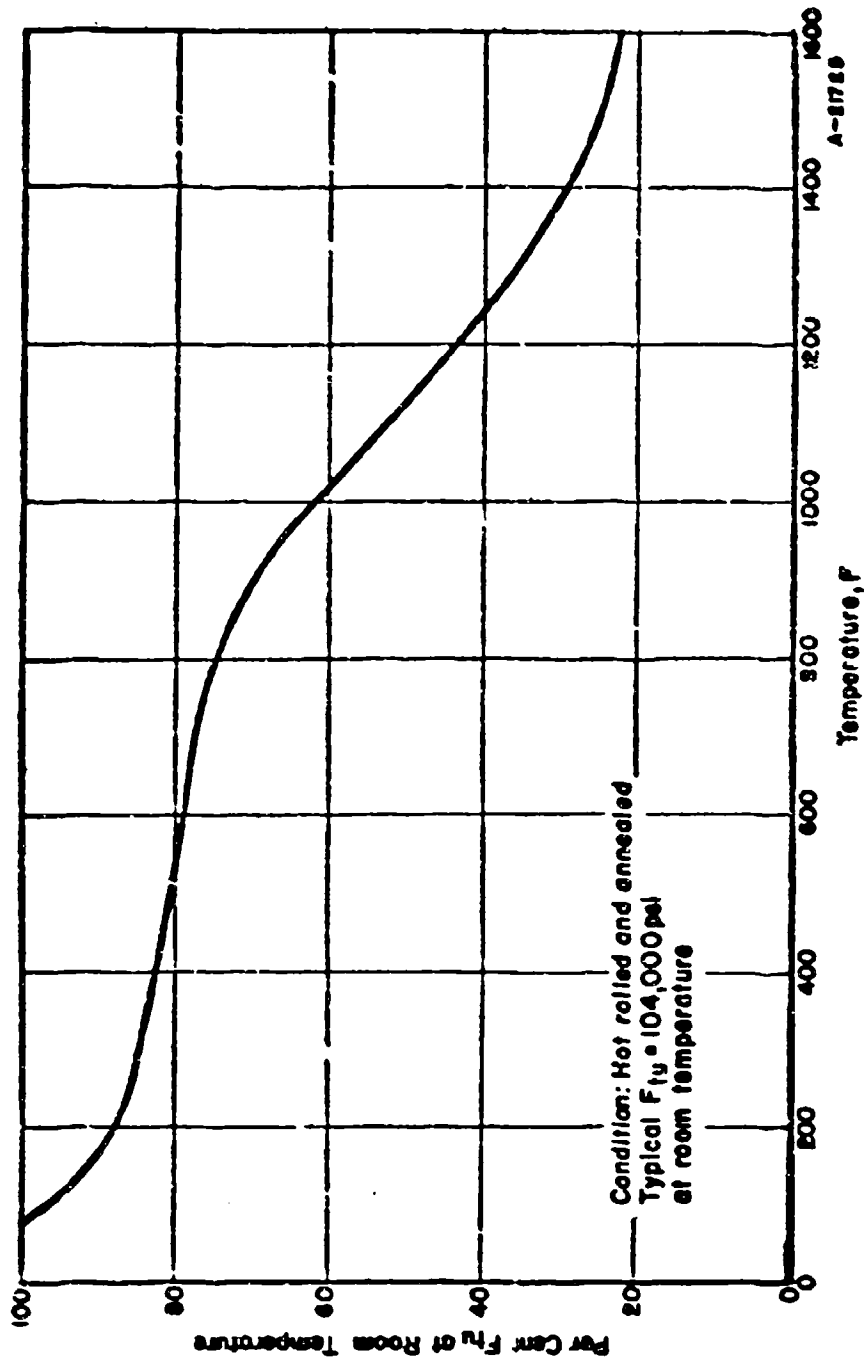



FIGURE 179. DESIGN CURVE FOR TENSILE STRENGTH (F_u) OF 19-9DX (AMS-5539) STAINLESS STEEL AT ELEVATED TEMPERATURE



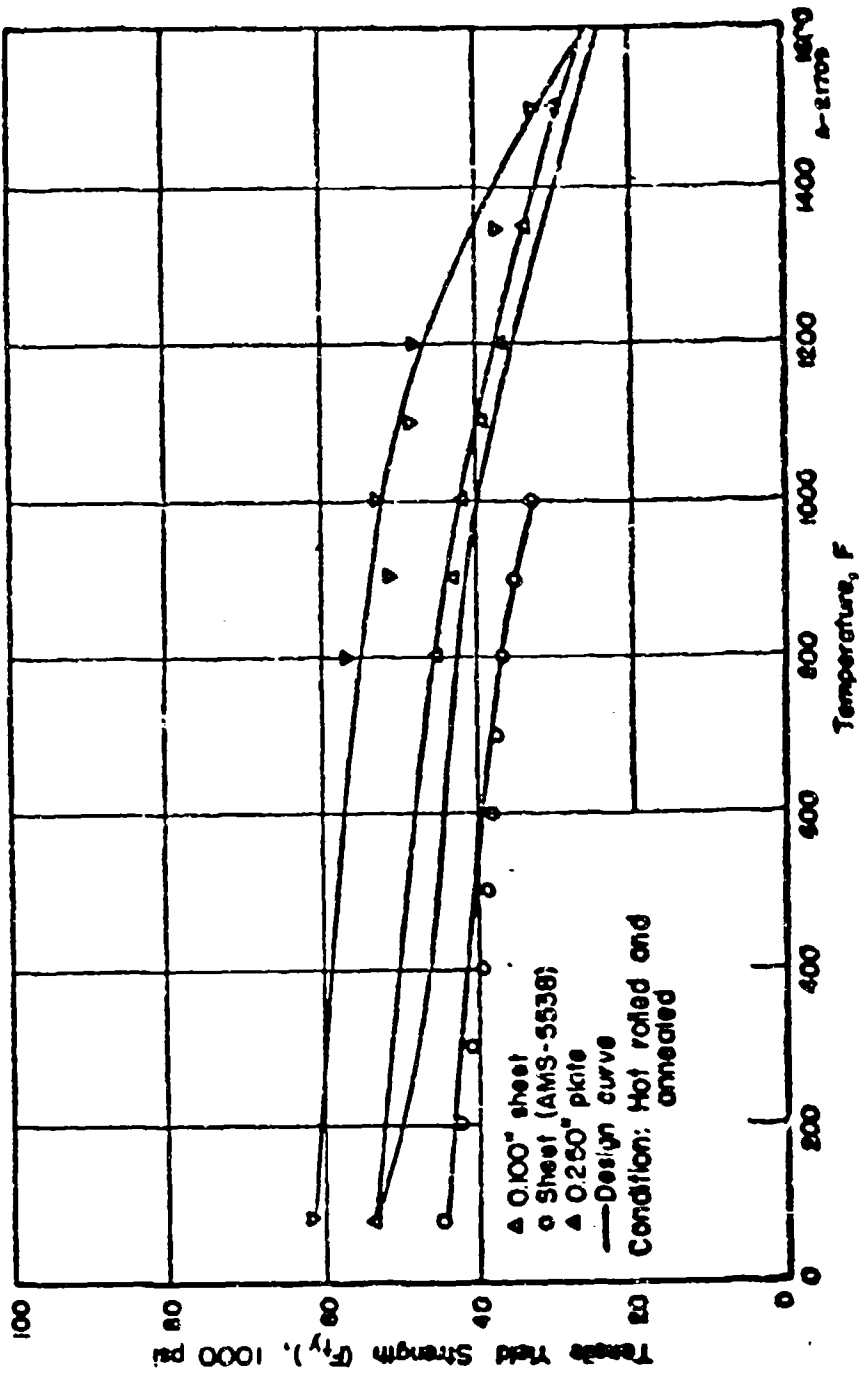


FIGURE 160. TENSILE YIELD STRENGTH (F_y) OF 19-9DX (AMS-5538) STAINLESS STEEL AT ELEVATED TEMPERATURE

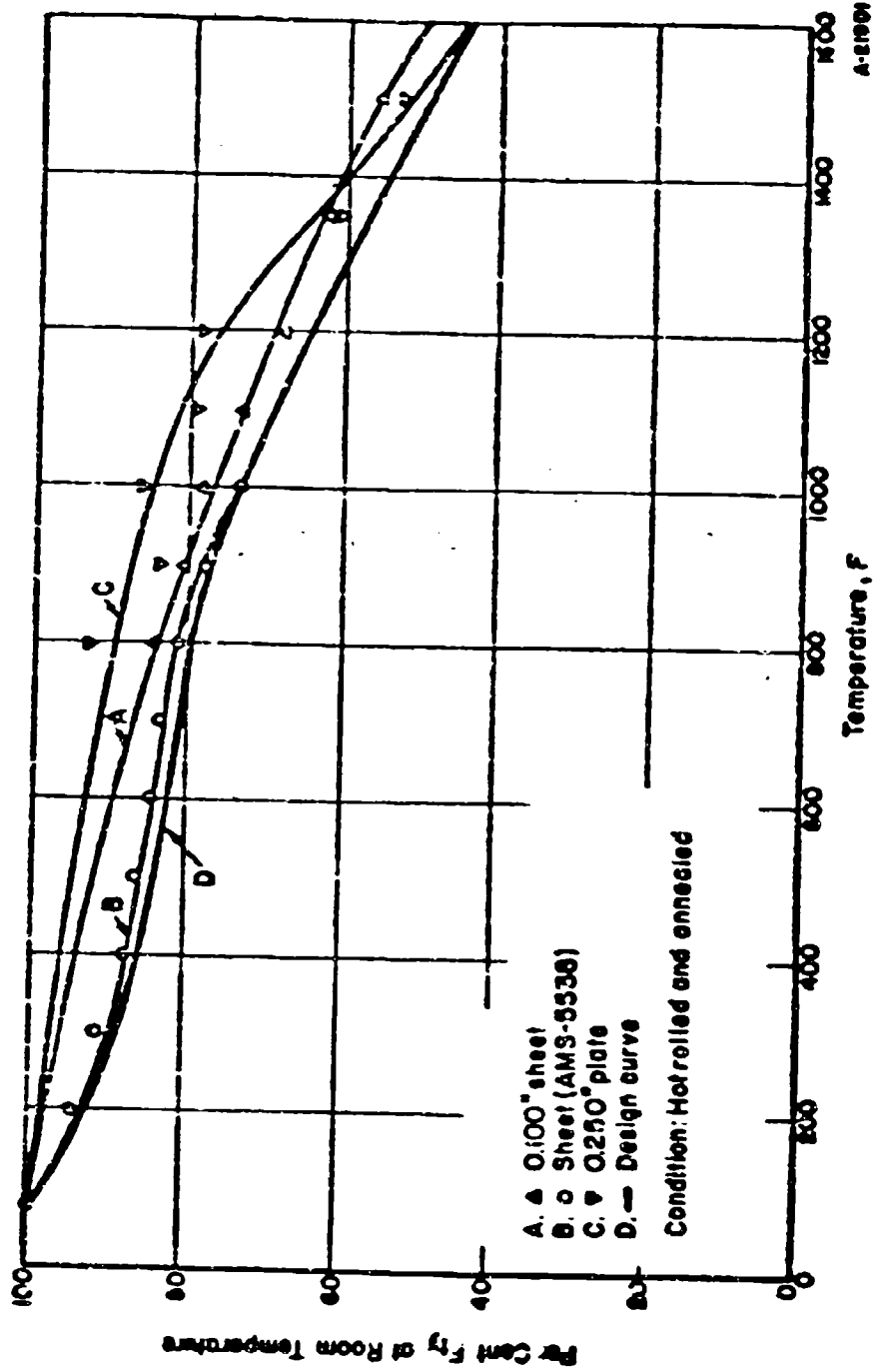


FIGURE 181. TENSILE YIELD STRENGTH (F_y) EXPRESSED AS A PERCENTAGE OF ROOM-TEMPERATURE TENSILE YIELD STRENGTH OF 19-9DX (AMS-5536) STEEL LESS STEEL AT ELEVATED TEMPERATURE

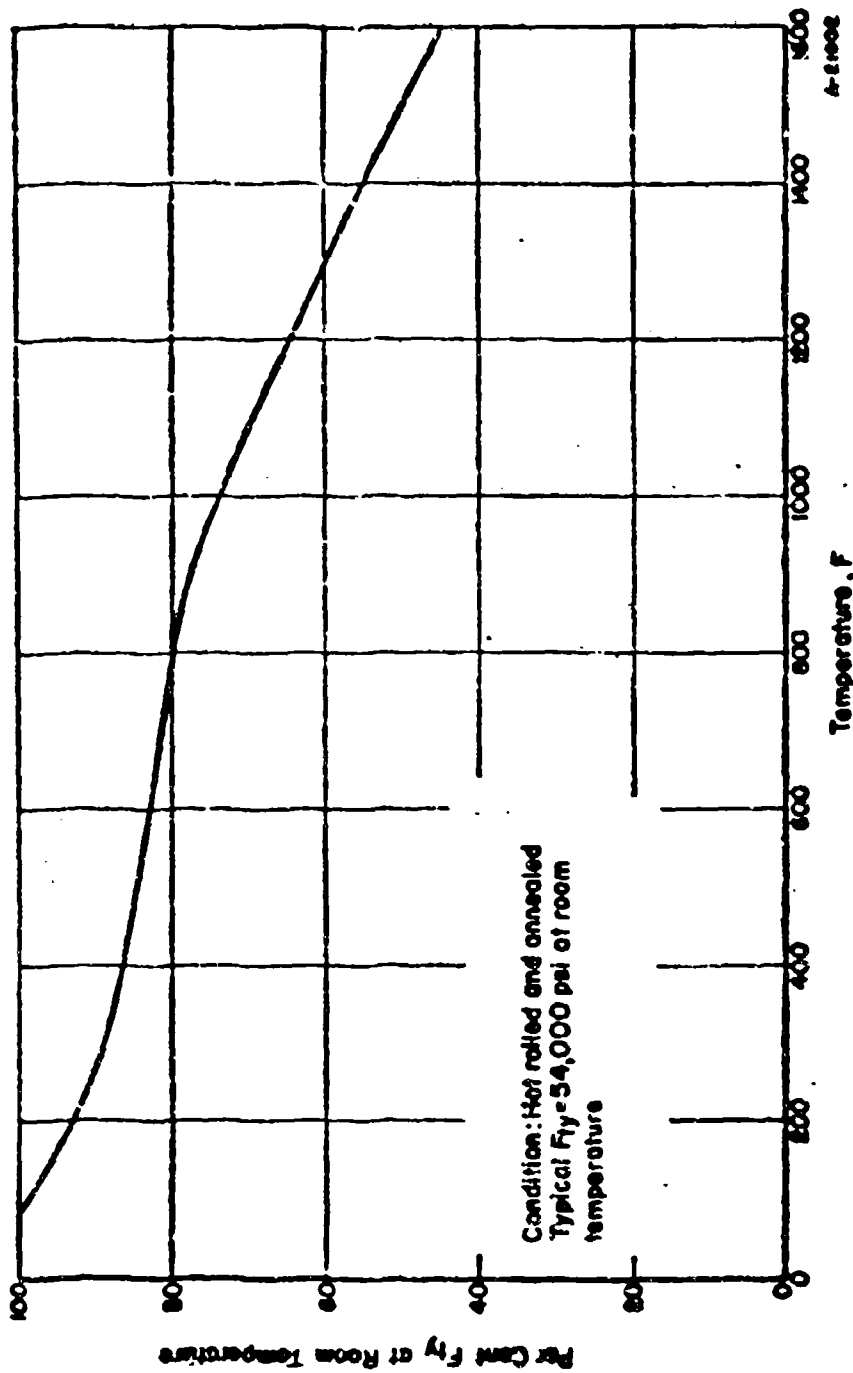



FIGURE 182. DESIGN CURVE FOR TENSILE YIELD STRENGTH (F_y) OF 19-9DX (AMS-5538) STAINLESS STEEL AT ELEVATED TEMPERATURE



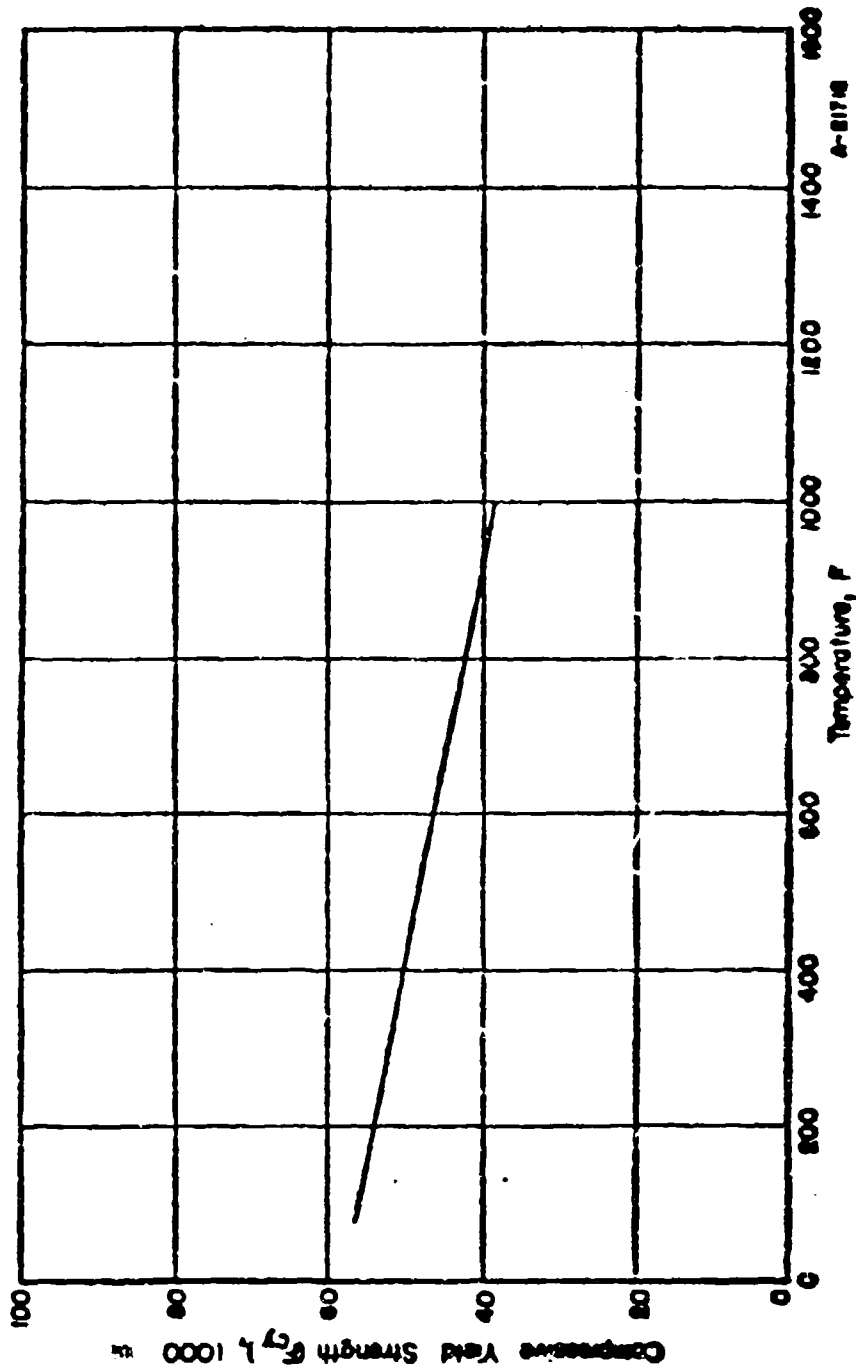


FIGURE 181. COMPRESSIVE YIELD STRENGTH (F_{cy}) OF 19-9DX (AMS-8834) STAINLESS STEEL AT ELEVATED TEMPERATURE

Ref. 107.

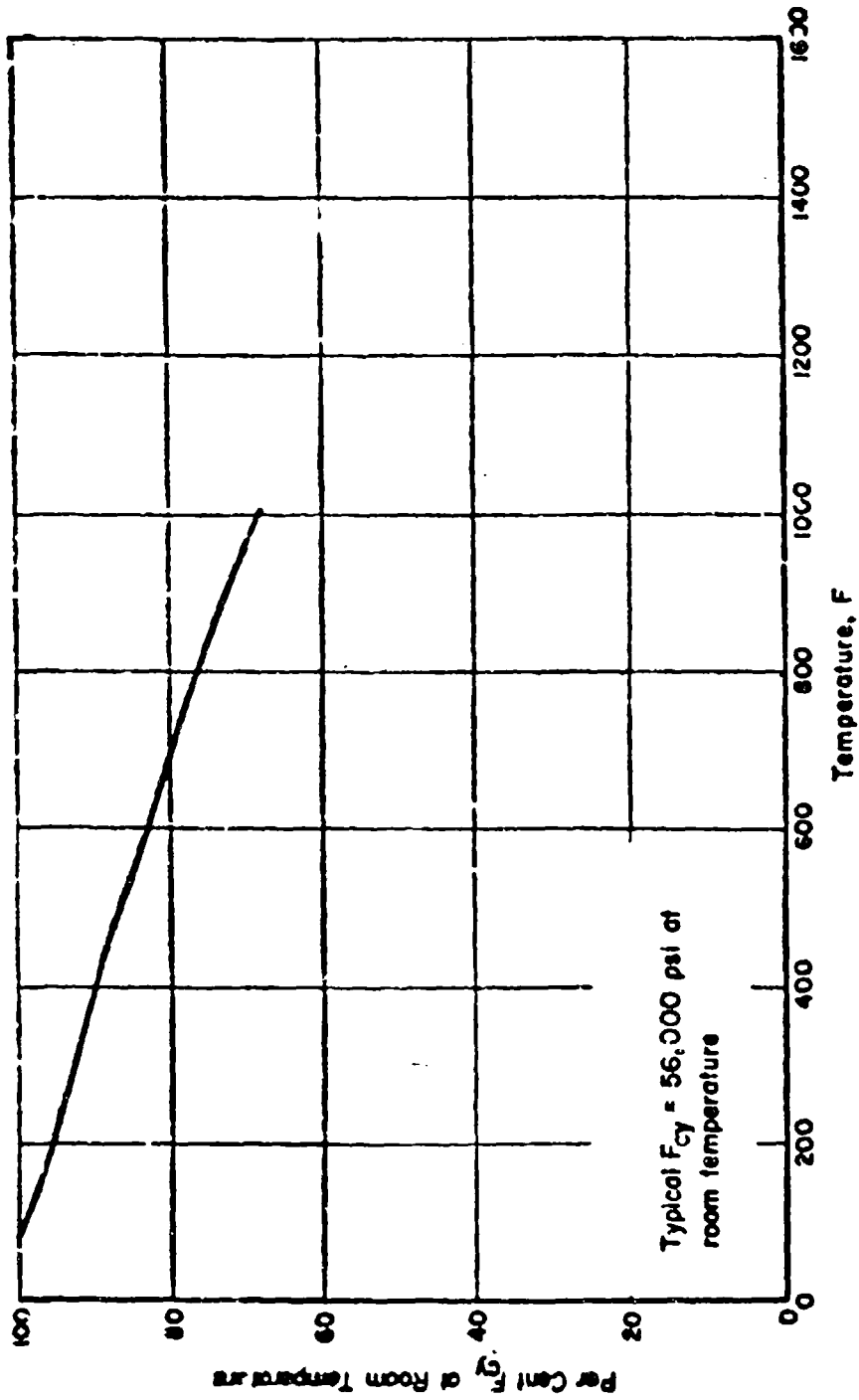


FIGURE 184. DESIGN CURVE FOR COMPRESSIVE YIELD STRENGTH (F_{cy}) OF 19-9DX (AMS-5538) STAINLESS STEEL AT ELEVATED TEMPERATURE

Ref. 207.

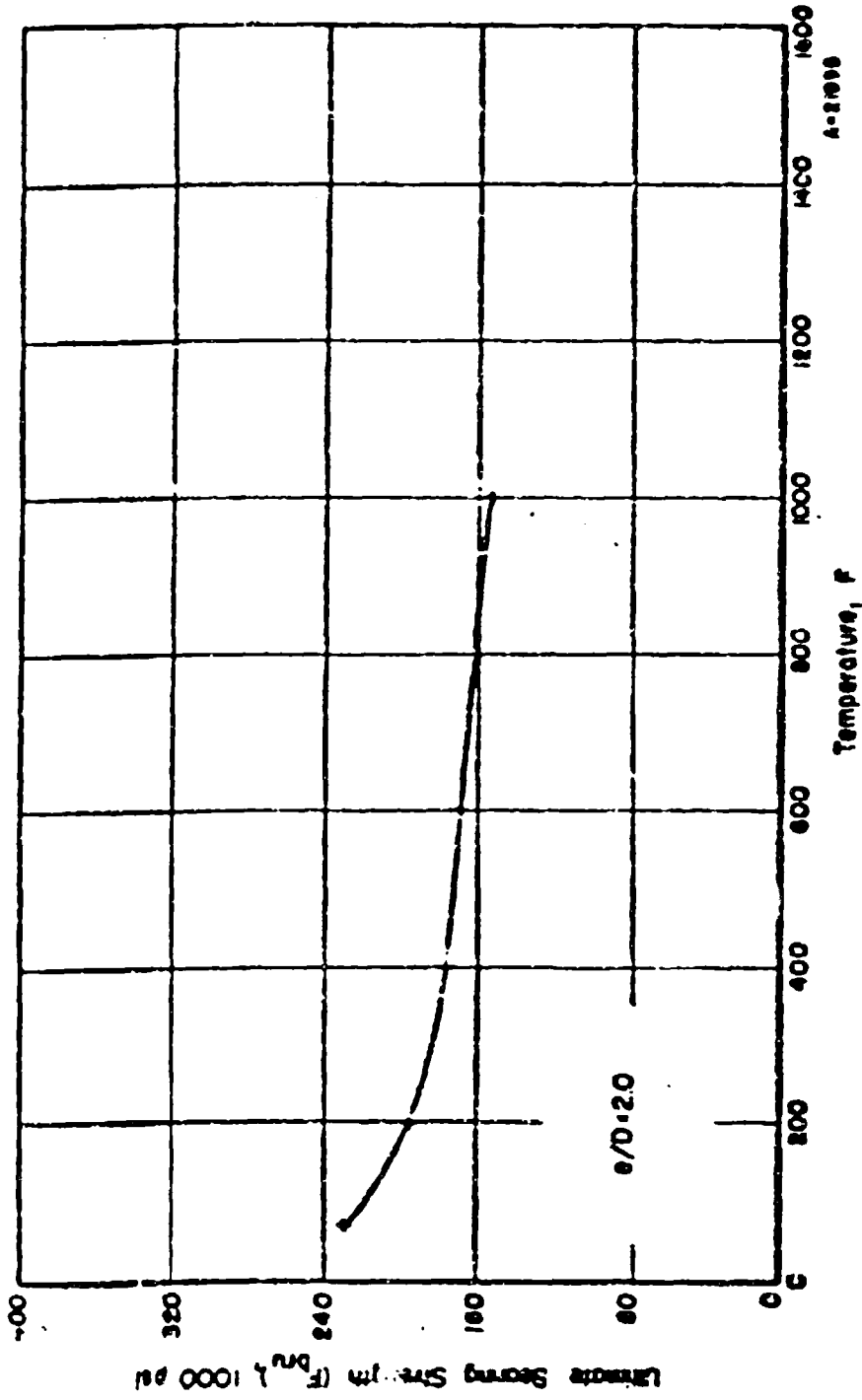


FIGURE 109. BEARING STRENGTH (F_u) OF 19-9DX (AMS-5536) STAINLESS STEEL AT ELEVATED TEMPERATURE.

Ref. 207

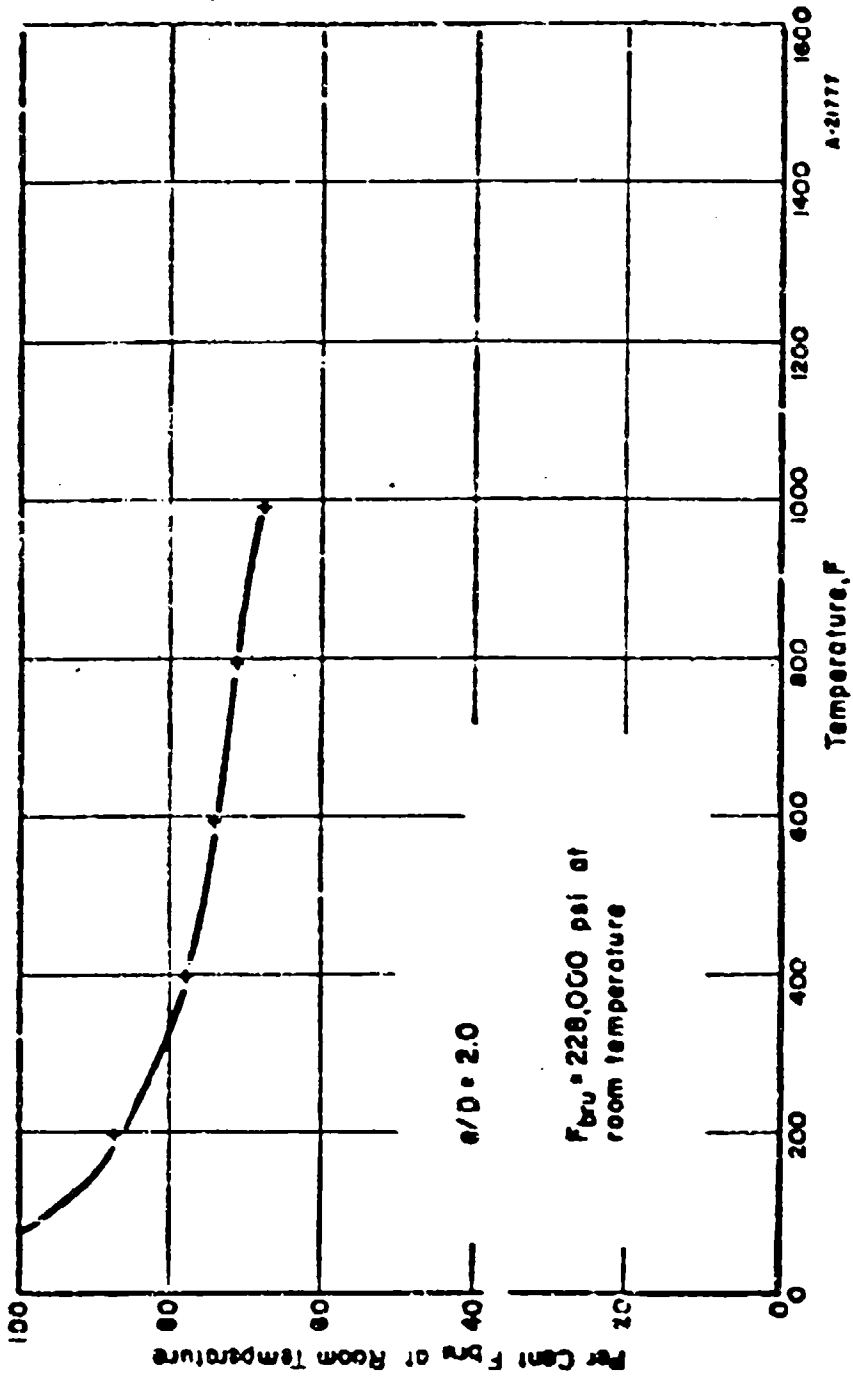


FIGURE 186. DESIGN CURVE FOR BEARING STRENGTH (F_{bru}) OF 19-9DX (AMS-5538) STAINLESS STEEL AT ELEVATED TEMPERATURE

Ref. 207.

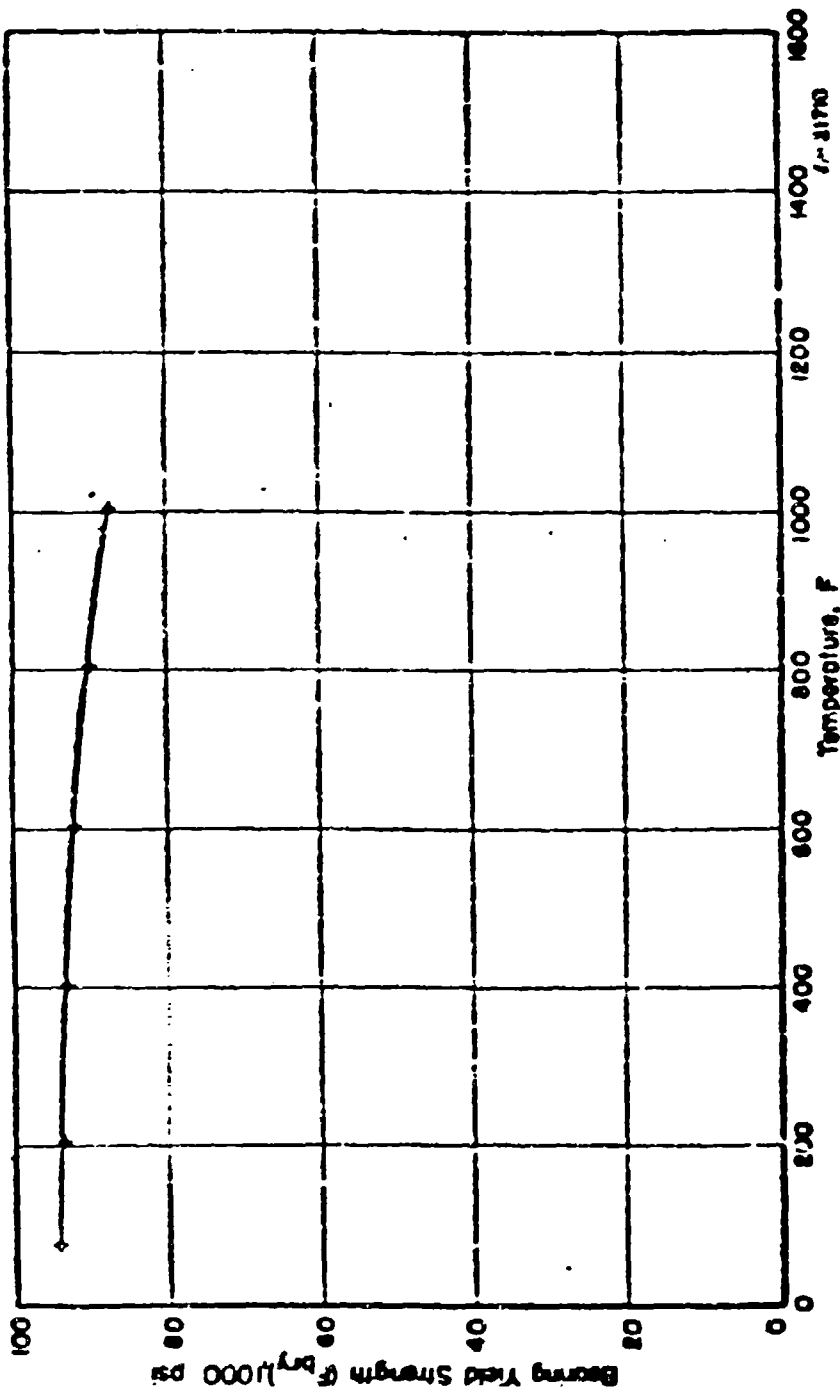


FIGURE 187. BEARING YIELD STRENGTH (Dry) OF 19-9DX (AMS-5538) STAINLESS STEEL AT ELEVATED TEMPERATURE

Ref. 207.

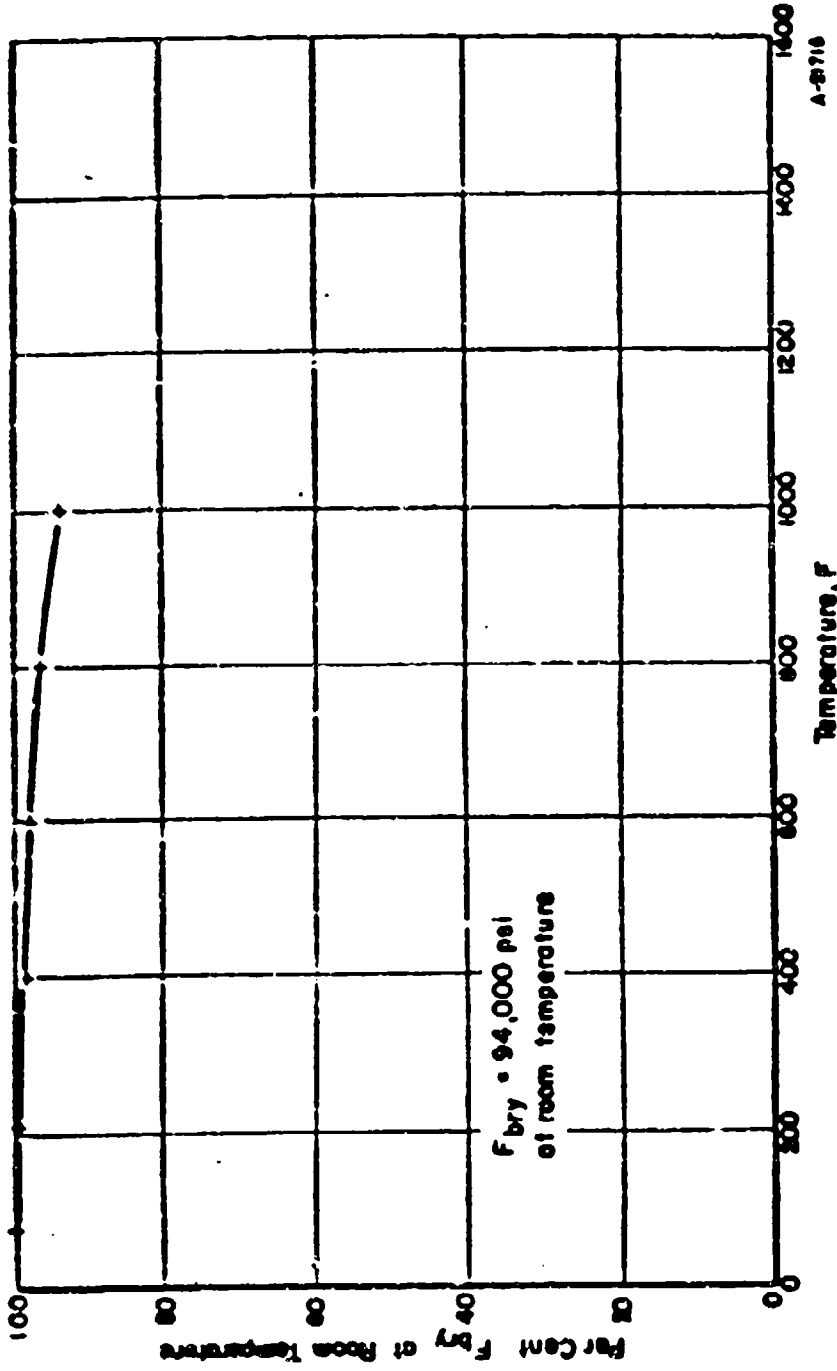


FIGURE 188. DESIGN CURVE FOR BEARING YIELD STRENGTH (F_{bry}) OF 19-9DX (AMS-5538) STAINLESS STEEL AT ELEVATED TEMPERATURE

Ref. 207.

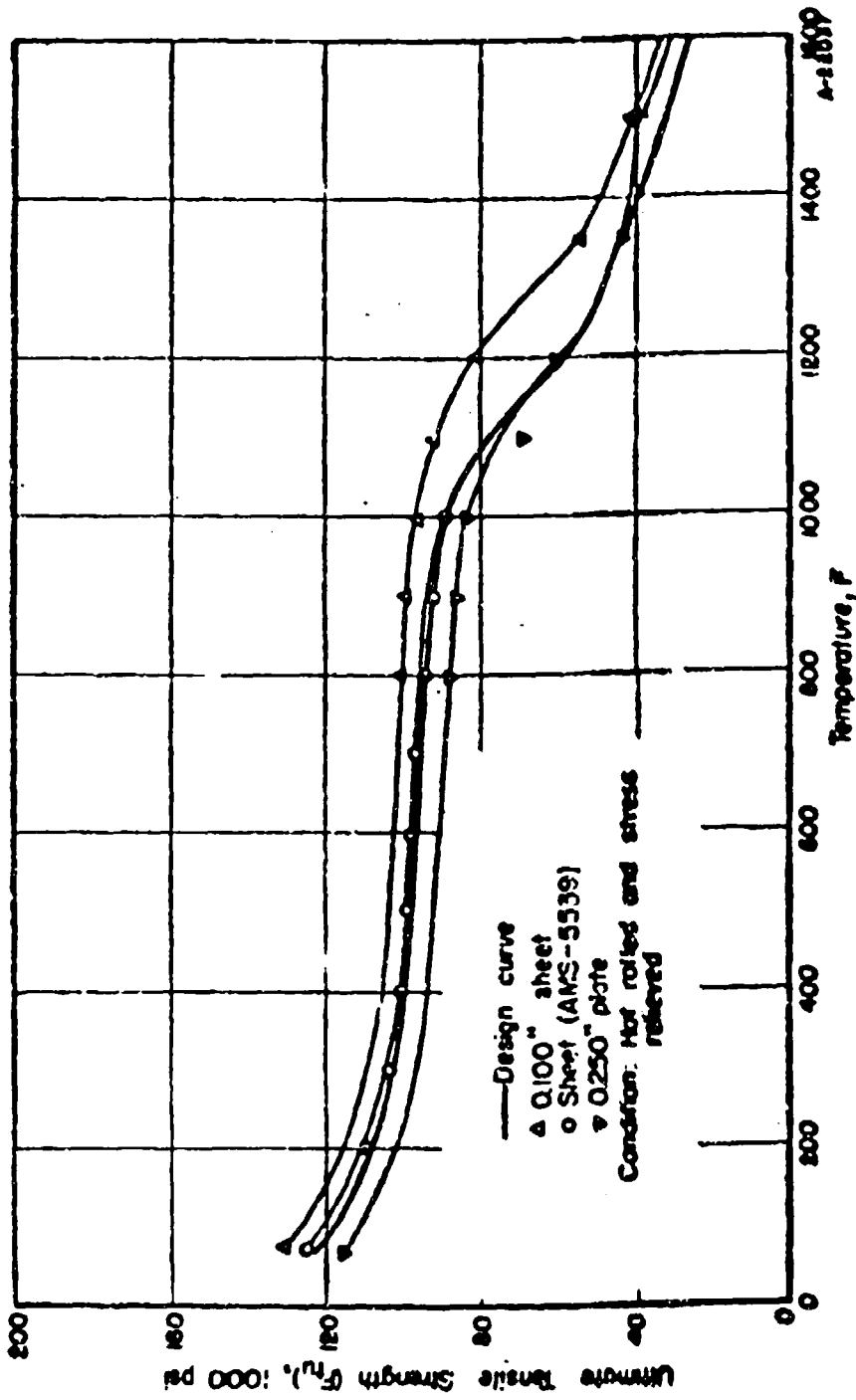


FIGURE 189. TENSILE STRENGTH (F_u) OF 19-9DX (AMS-5539) STAINLESS STEEL AT ELEVATED TEMPERATURE

Ref. 207, 241.

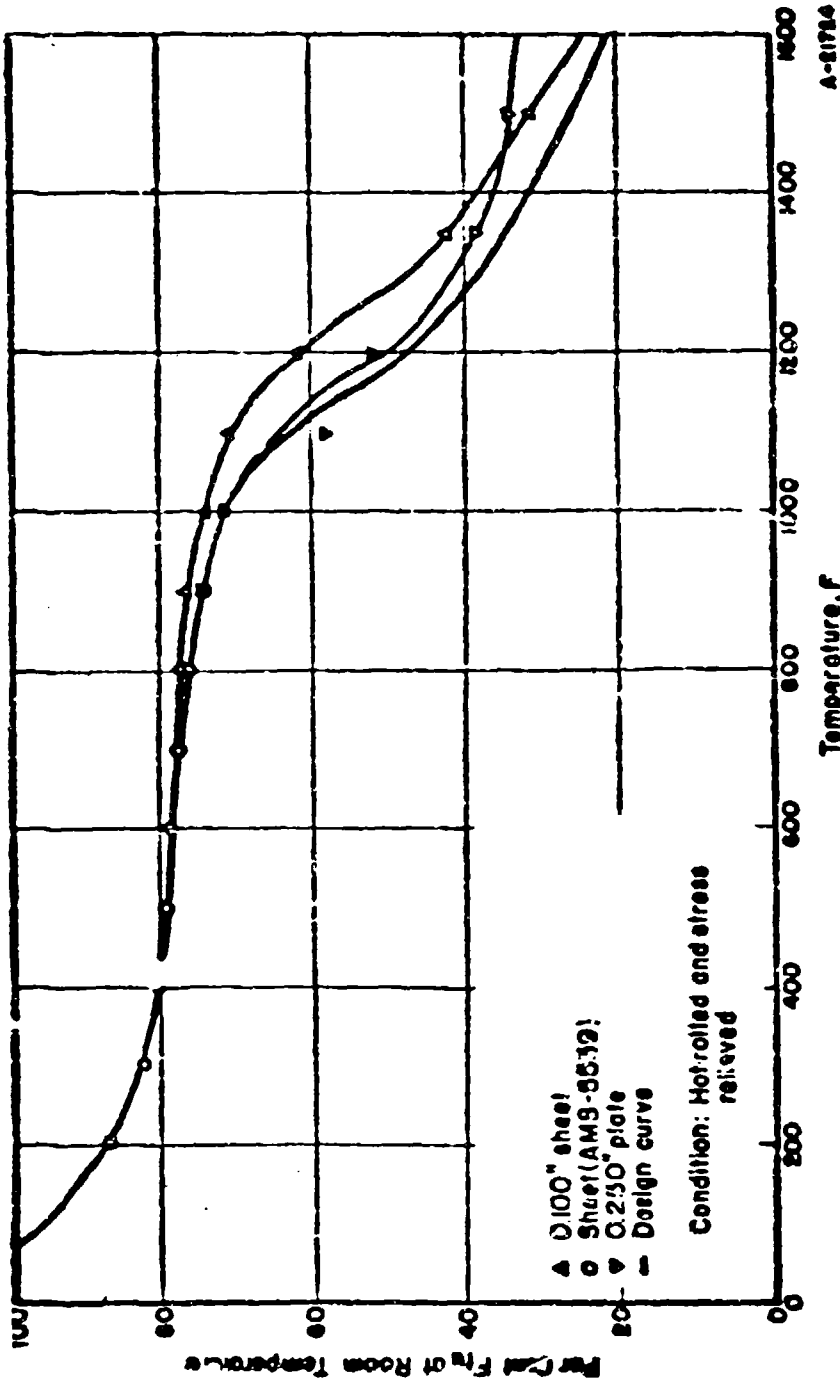



FIGURE 190. TENSILE STRENGTH (F_m) EXPRESSED AS A PERCENTAGE OF ROOM-TEMPERATURE TENSILE STRENGTH OF 19-9DX (AMS-5532) STAINLESS STEEL AT ELEVATED TEMPERATURE
 Ref. 207, 241.



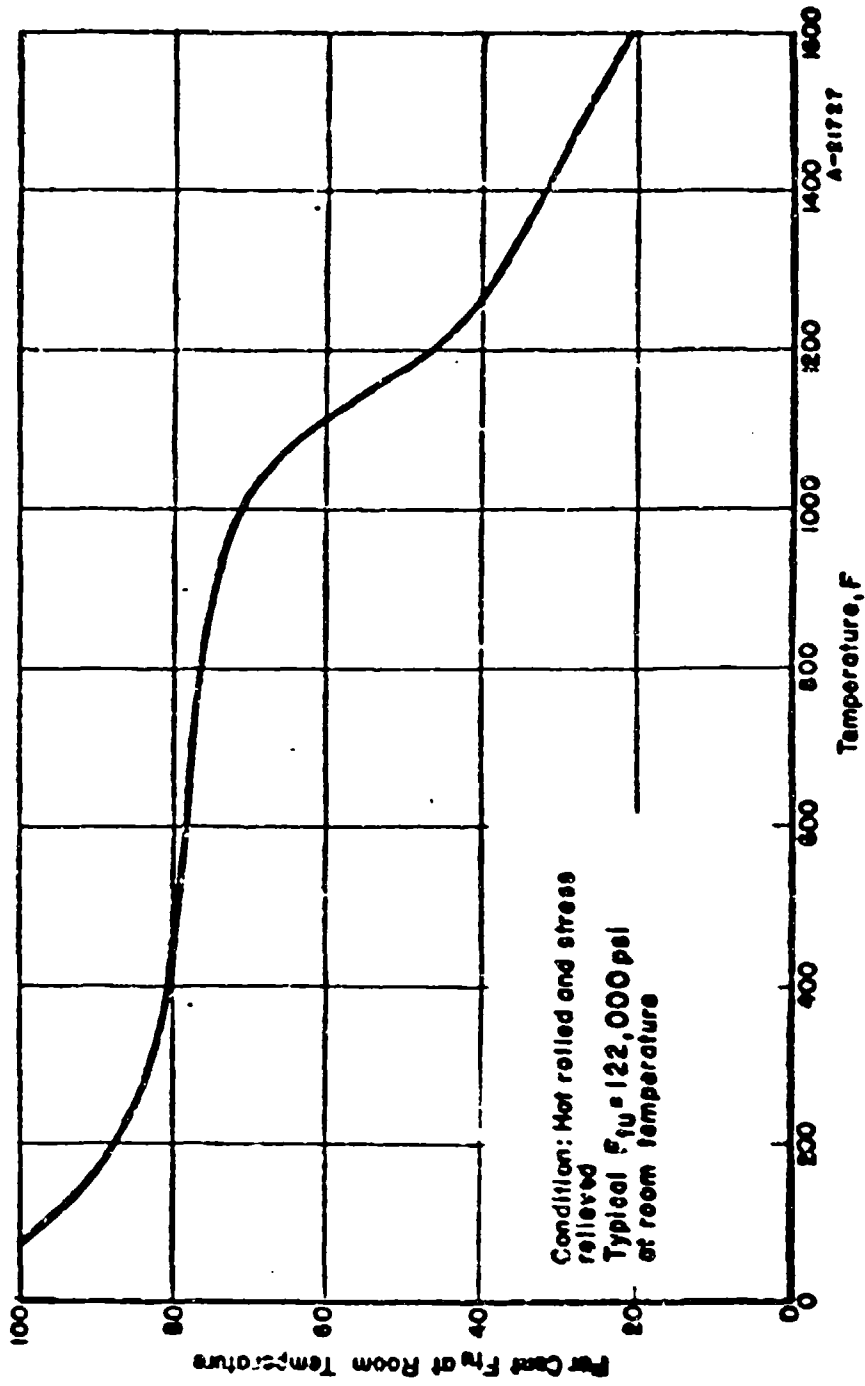


FIGURE 191. DESIGN CURVE FOR TENSILE STRENGTH (F_u) OF 19-9DX (AMS-5539) STAINLESS STEEL AT ELEVATED TEMPERATURE

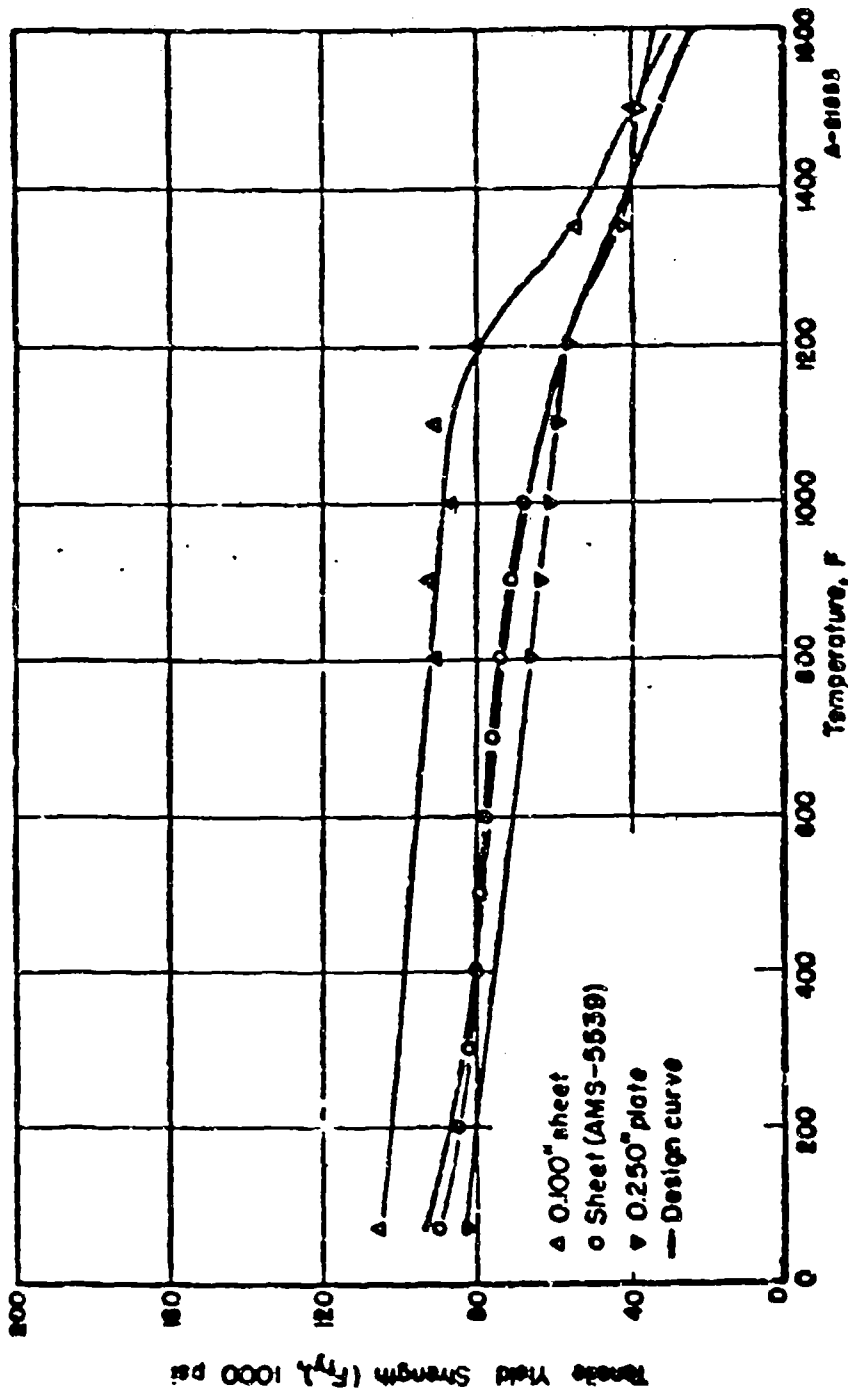


FIGURE 192. TENSILE YIELD STRENGTH (F_y) OF 19-9DX (AMS-5539) STAINLESS STEEL AT ELEVATED TEMPERATURE

Ref. 207, 241.

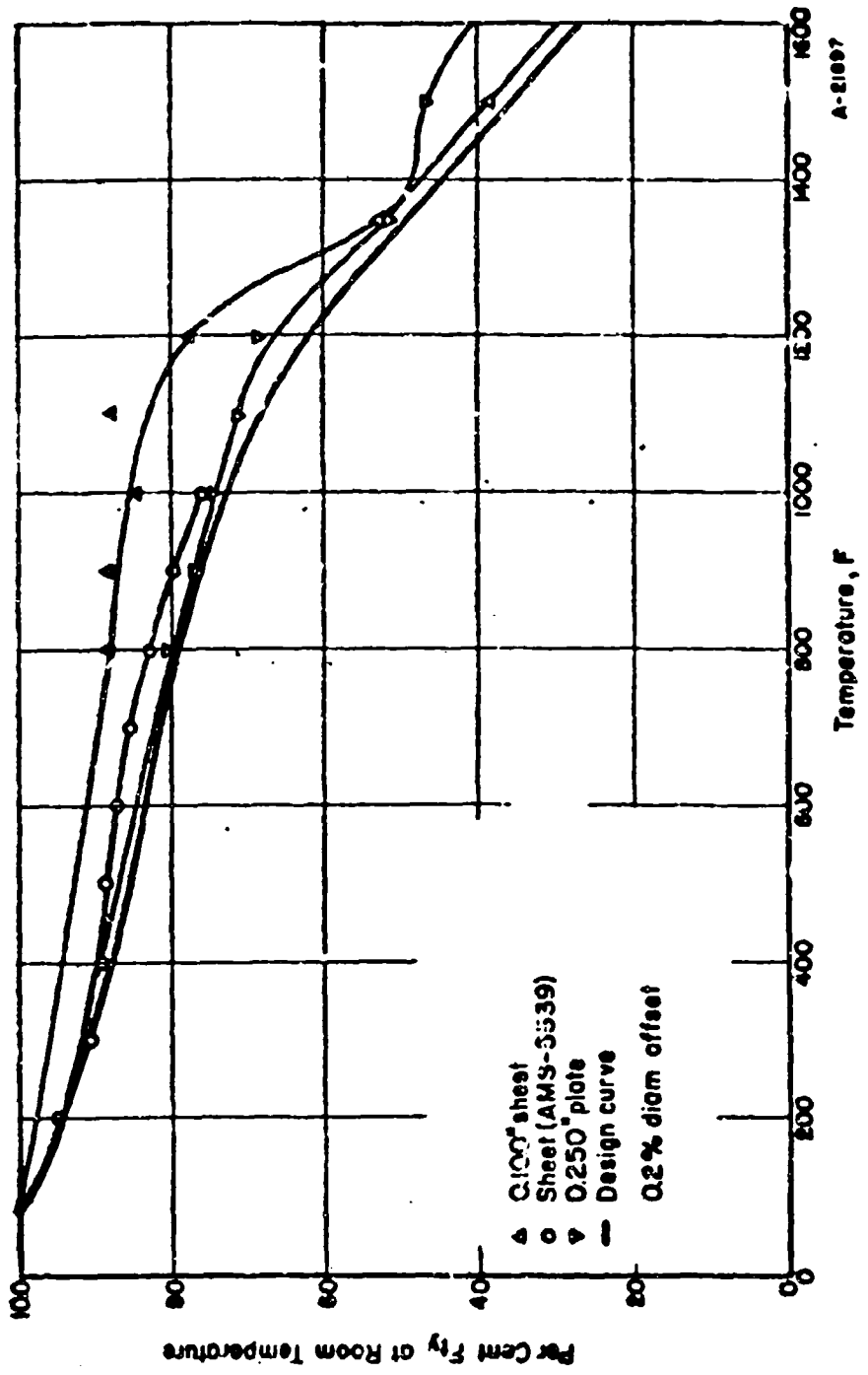



FIGURE 193. TENSILE YIELD STRENGTH (F_y) EXPRESSED AS A PERCENTAGE OF ROOM-TEMPERATURE TENSILE YIELD STRENGTH OF 19-9DX (AMS-5539) STAINLESS STEEL AT ELEVATED TEMPERATURE

Ref. 207, 241.



A-21897

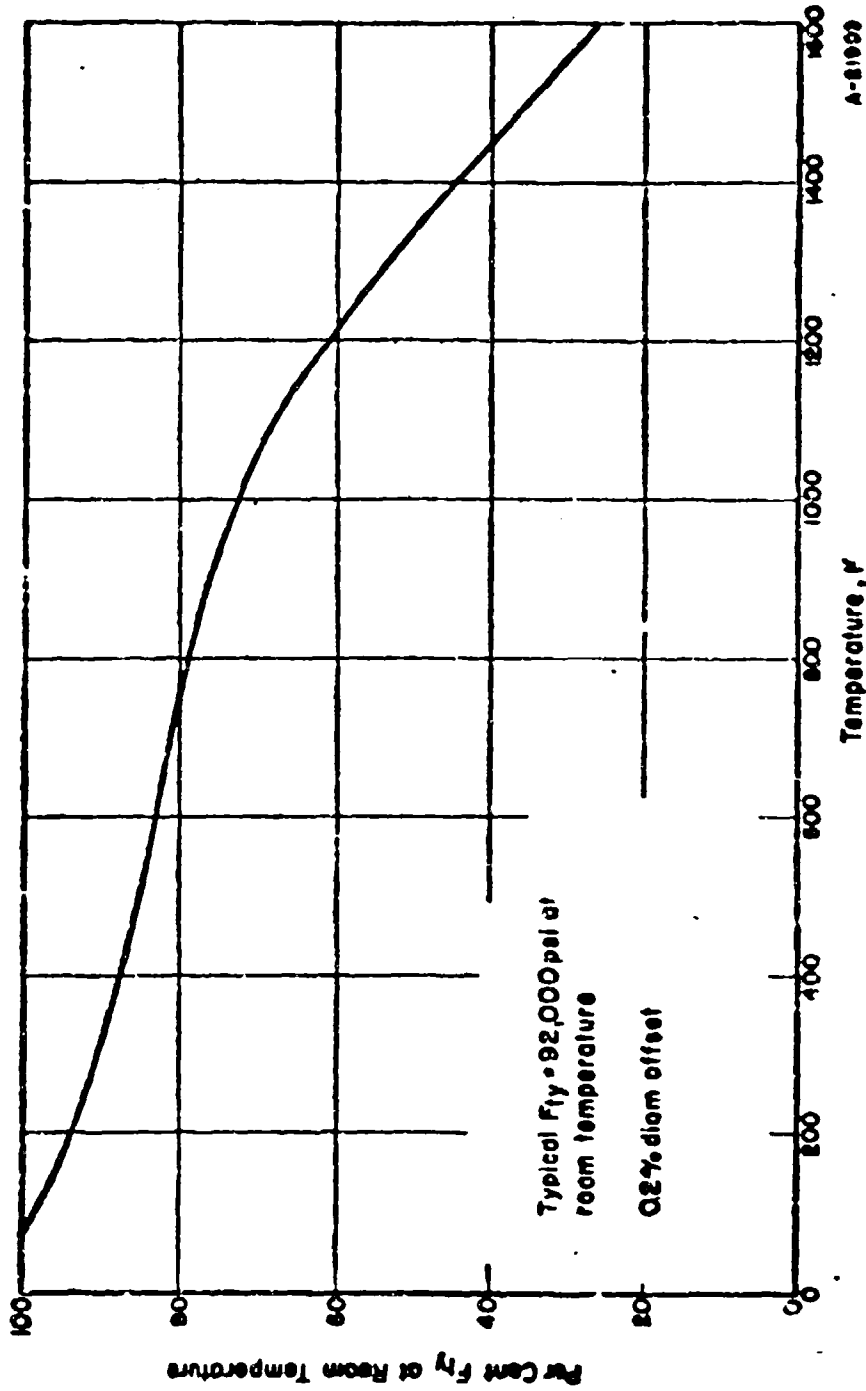


FIGURE 144. DESIGN CURVE FOR TENSILE YIELD STRENGTH (F_{ty}) OF 19-9DX (AMS-5539) STAINLESS STEEL AT ELEVATED TEMPERATURE

A-81902

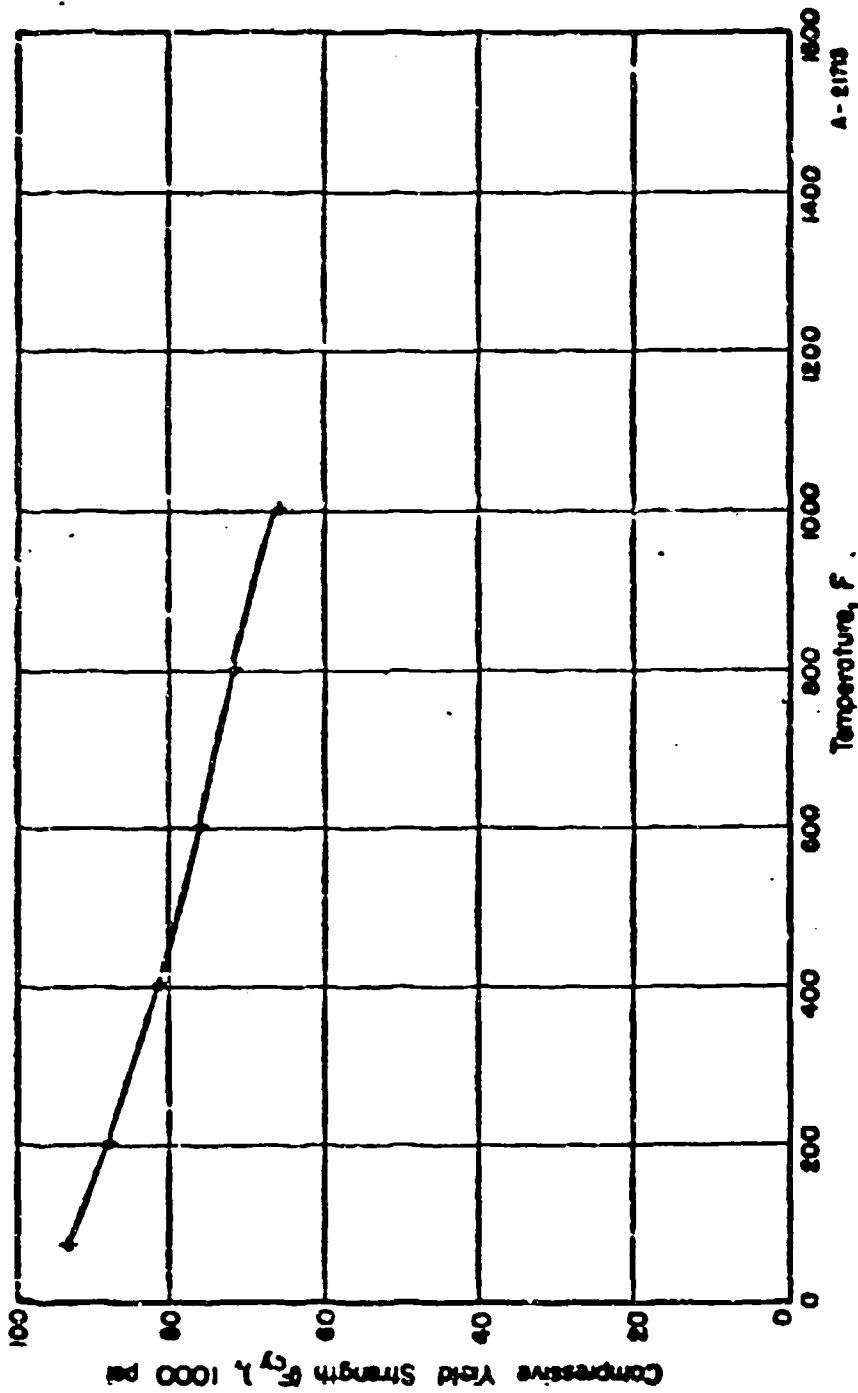


FIGURE 195. COMPRESSIVE YIELD STRENGTH (F_{cy}) OF 19-9DX (AMS-5539) STAINLESS STEEL AT ELEVATED TEMPERATURE

Ref. 207.

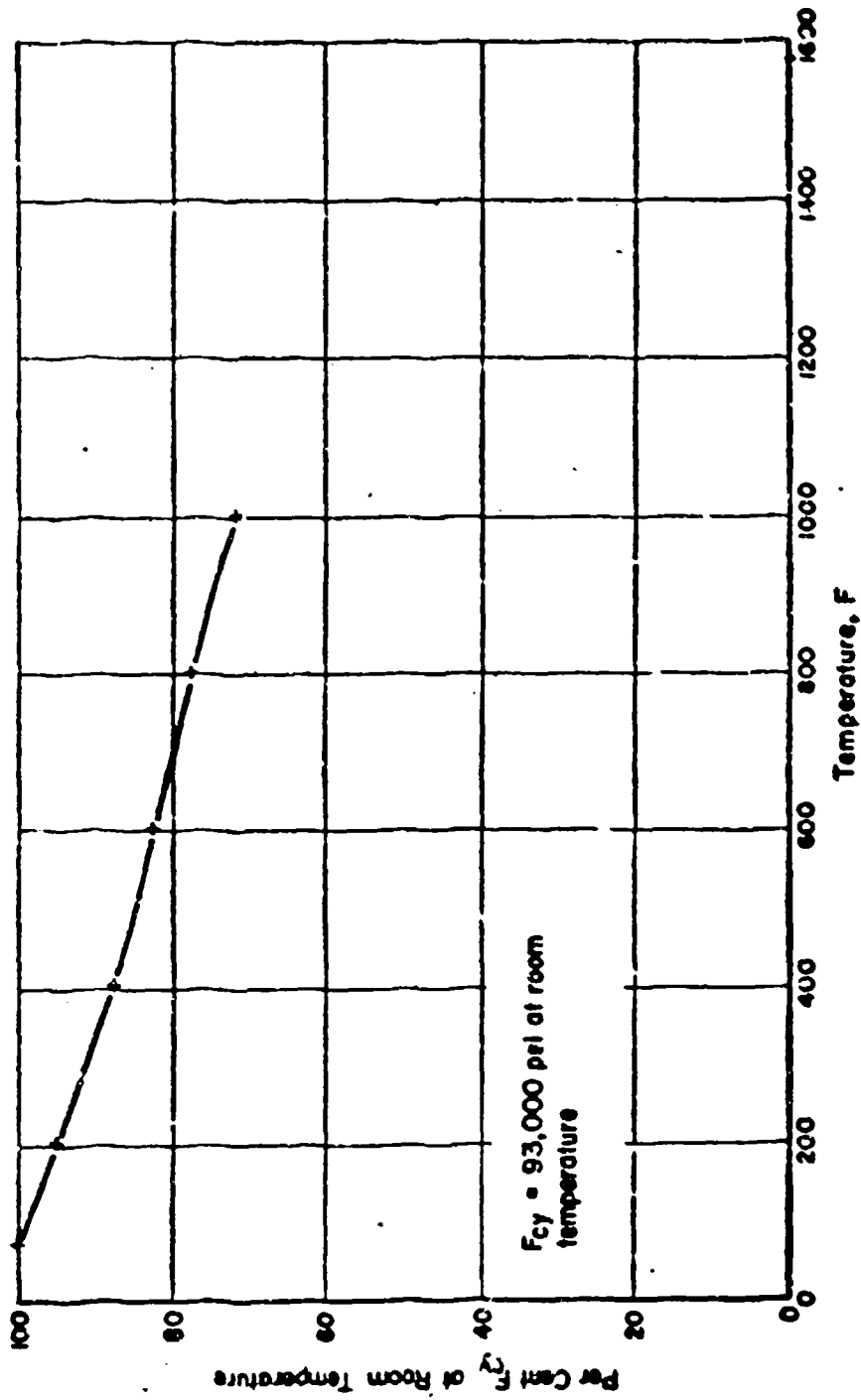


FIGURE 196. DESIGN CURVE FOR COMPRESSIVE YIELD STRENGTH (F_{cy}) OF 19-9DX (AMS-5537) STAINLESS STEEL AT ELEVATED TEMPERATURE

Ref. 207.

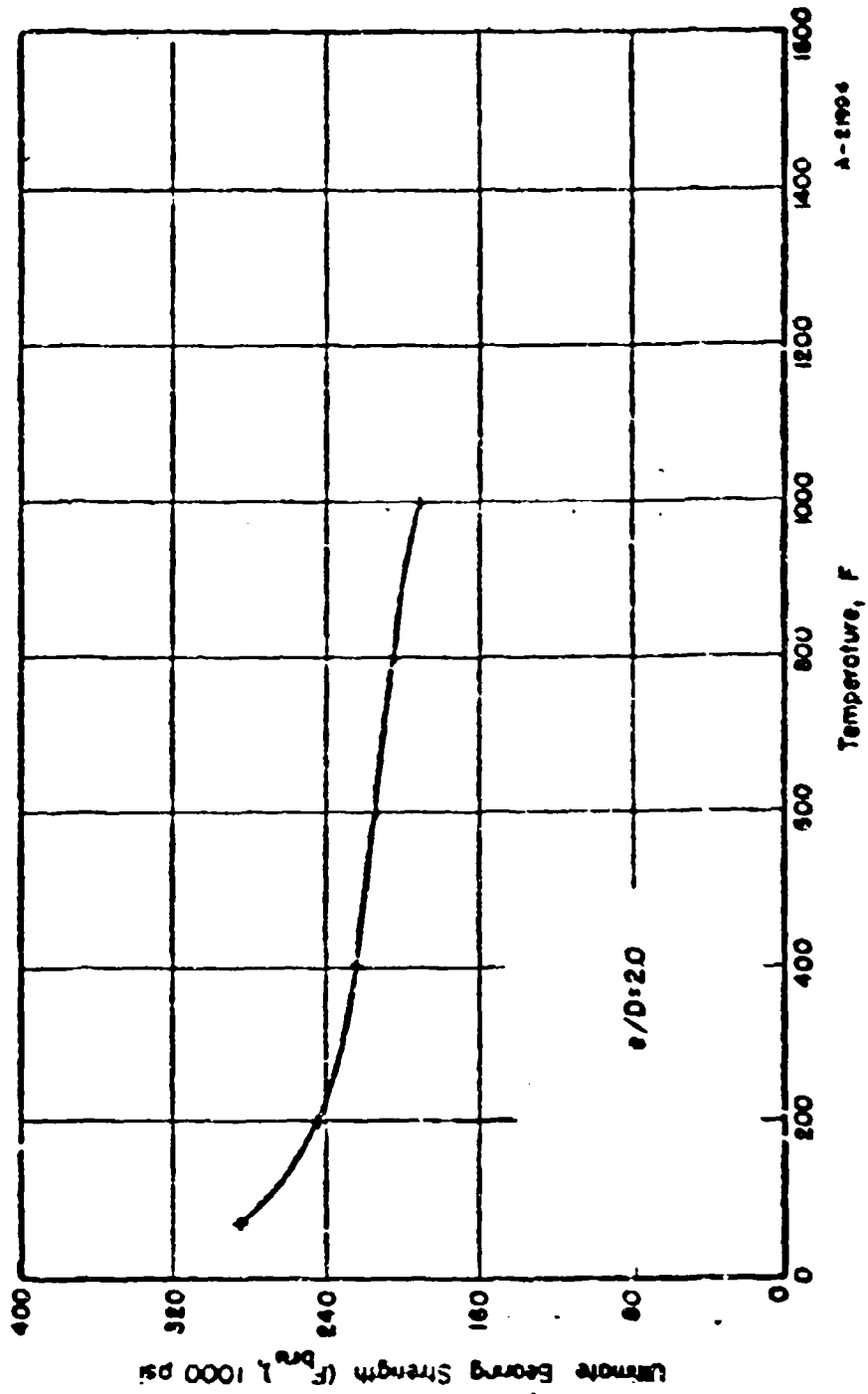


FIGURE 197. BEARING STRENGTH (F_{bru}) OF 19-9DX (AMS-5539) STAINLESS STEEL AT ELEVATED TEMPERATURE

A-21966

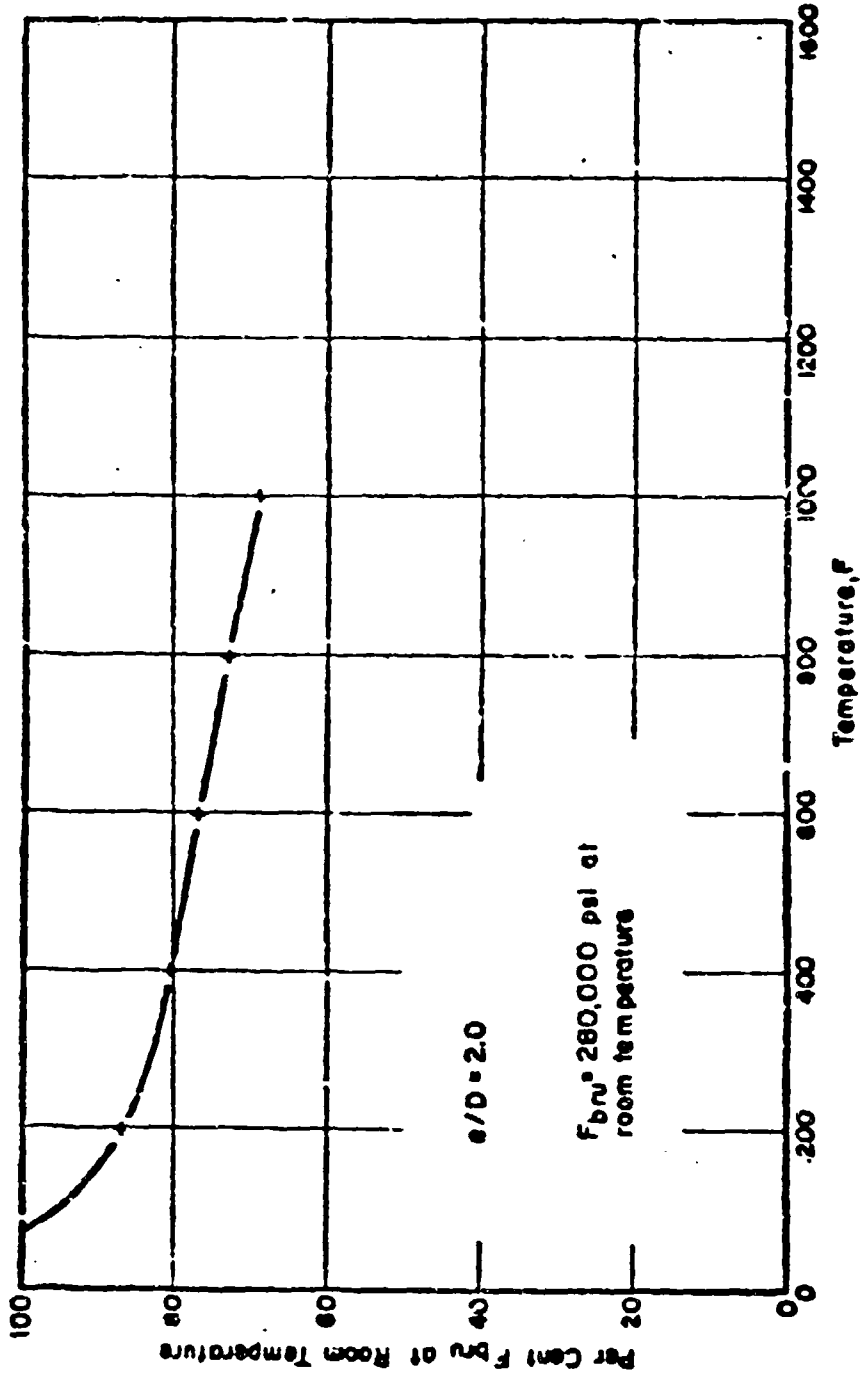



FIGURE 198. DESIGN CURVE FOR BEARING STRENGTH (F_{bru}) OF 19-9DX (AMS-5539) STAINLESS STEEL AT ELEVATED TEMPERATURE



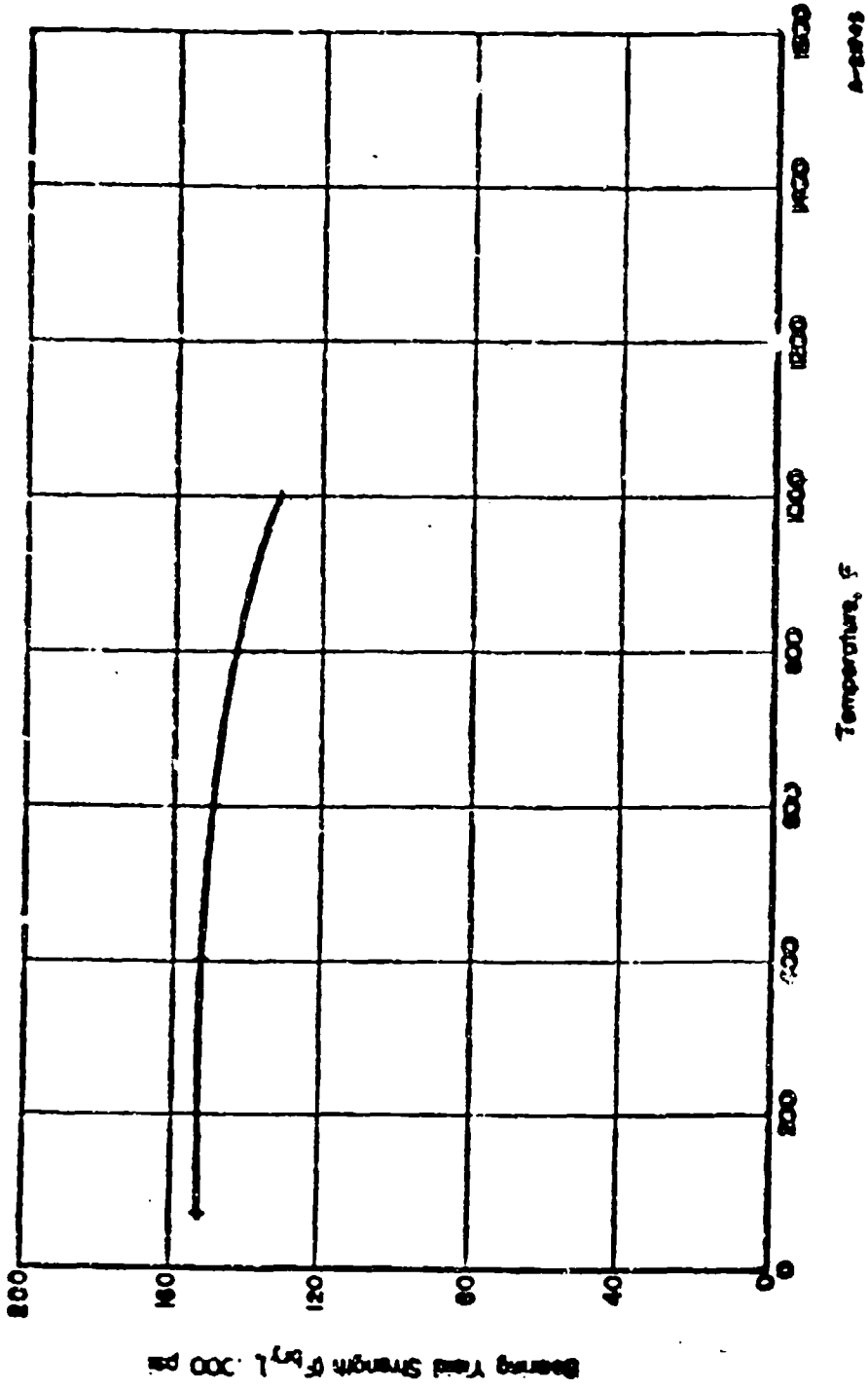



FIGURE 19. BEARING YIELD STRENGTH (F_{0.2}) OF 19-9DX (AMS-5539) STAINLESS STEEL AT ELEVATED TEMPERATURE



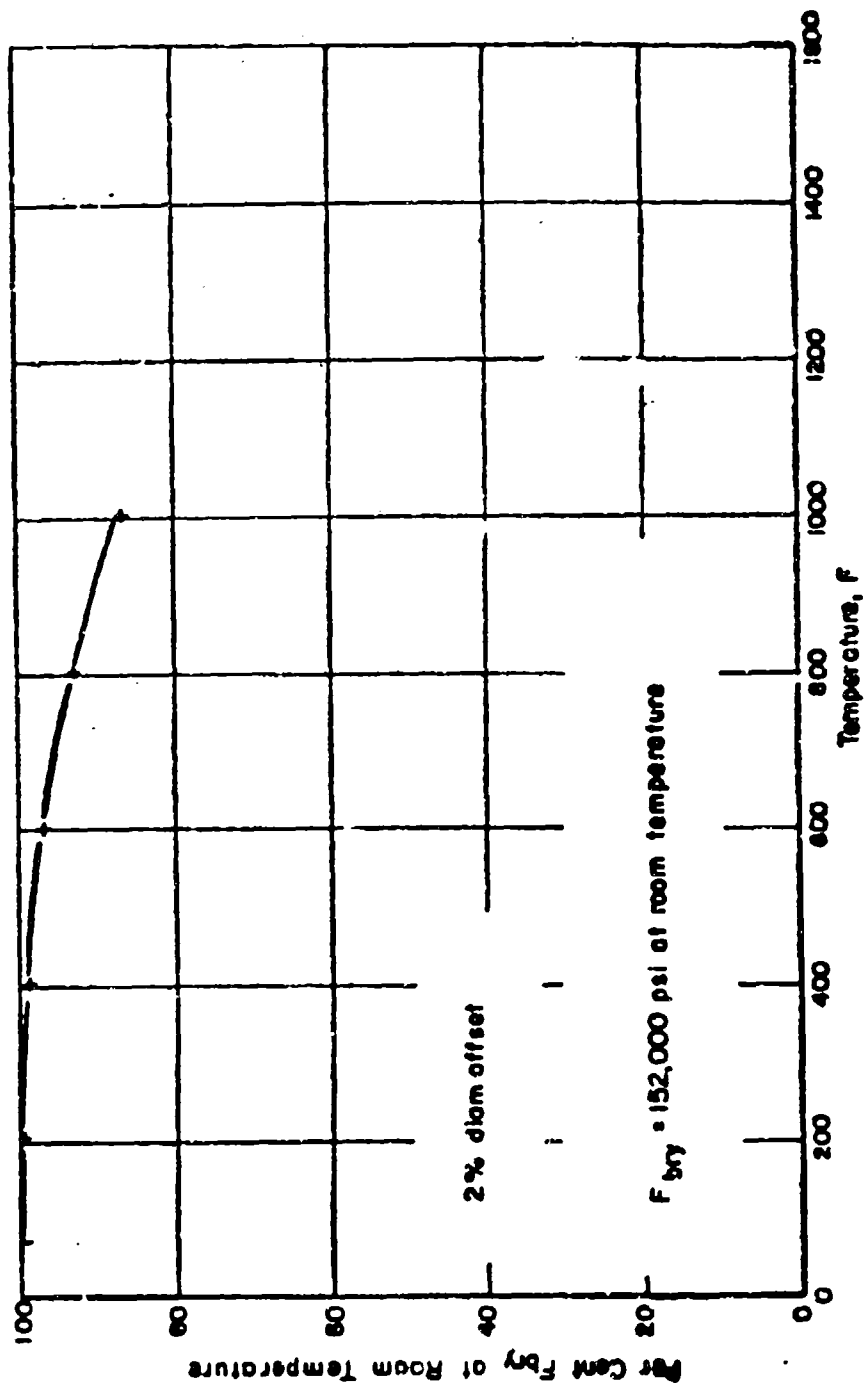


FIGURE 200. DESIGN CURVE FOR BEARING YIELD STRENGTH (F_{bry}) OF 19-9DX (AMS-5539) STAINLESS STEEL AT ELEVATED TEMPERATURE

A-286 ALLOY

The A-286 is an austenitic alloy which has been made heat treatable by the addition of titanium. The typical chemical composition of A-286 is shown in Table 14.

TABLE 14. TYPICAL CHEMICAL
COMPOSITION OF
A-286 ALLOY

Element	Weight Per Cent
Carbon	0.045
Manganese	1.35
Silicon	0.95
Nickel	26.00
Chromium	15.50
Molybdenum	1.25
Titanium	1.95
Vanadium	0.32
Aluminum	0.20
Iron	Balance

Alloy A-286 is a precipitation-hardening alloy that develops its optimum properties by solution treating at 1800 F, followed by rapid cooling (oil quenching for large sections and air cooling for thin sections, such as sheet), and finally aging at 1325 F for a minimum time of 12 hours. The aging treatment develops the strength of A-286 by random formation of a fine precipitate in the austenitic matrix.

The short-time, elevated-temperature properties of A-286 are shown in the following curves:

- (1) Tensile properties, Figures 201 through 204
- (2) Modulus of elasticity, Figures 205 and 207
- (3) Poisson's ratio, Figure 206
- (4) Stress-strain curves, Figure 208

No compressive, shear, or bearing data were available on A-286.

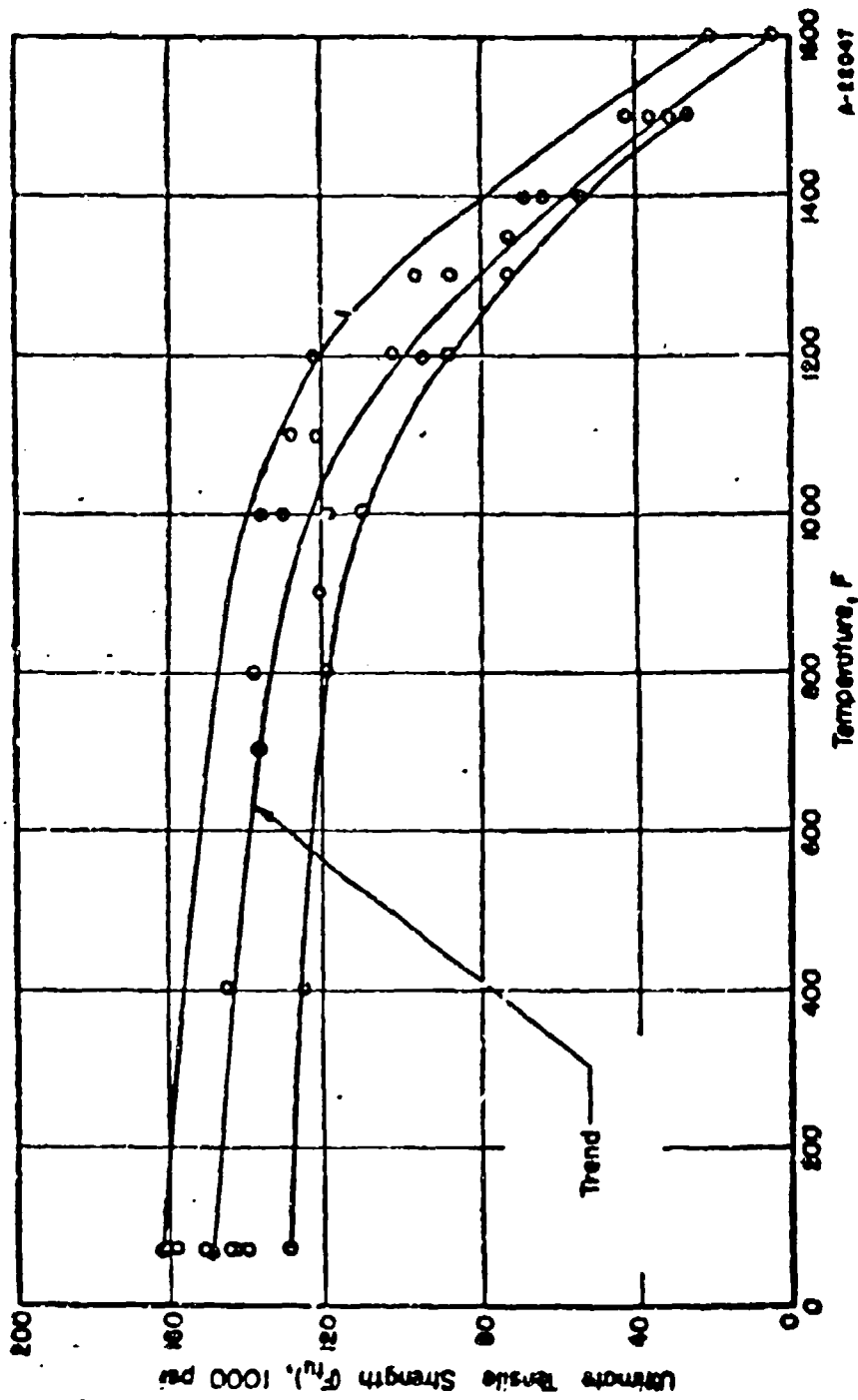



FIGURE 201. TENSILE STRENGTH (F_{tu}) OF A-286 ALLOY AT ELEVATED TEMPERATURE

Ref. 29, 76, 86, 207, 215.



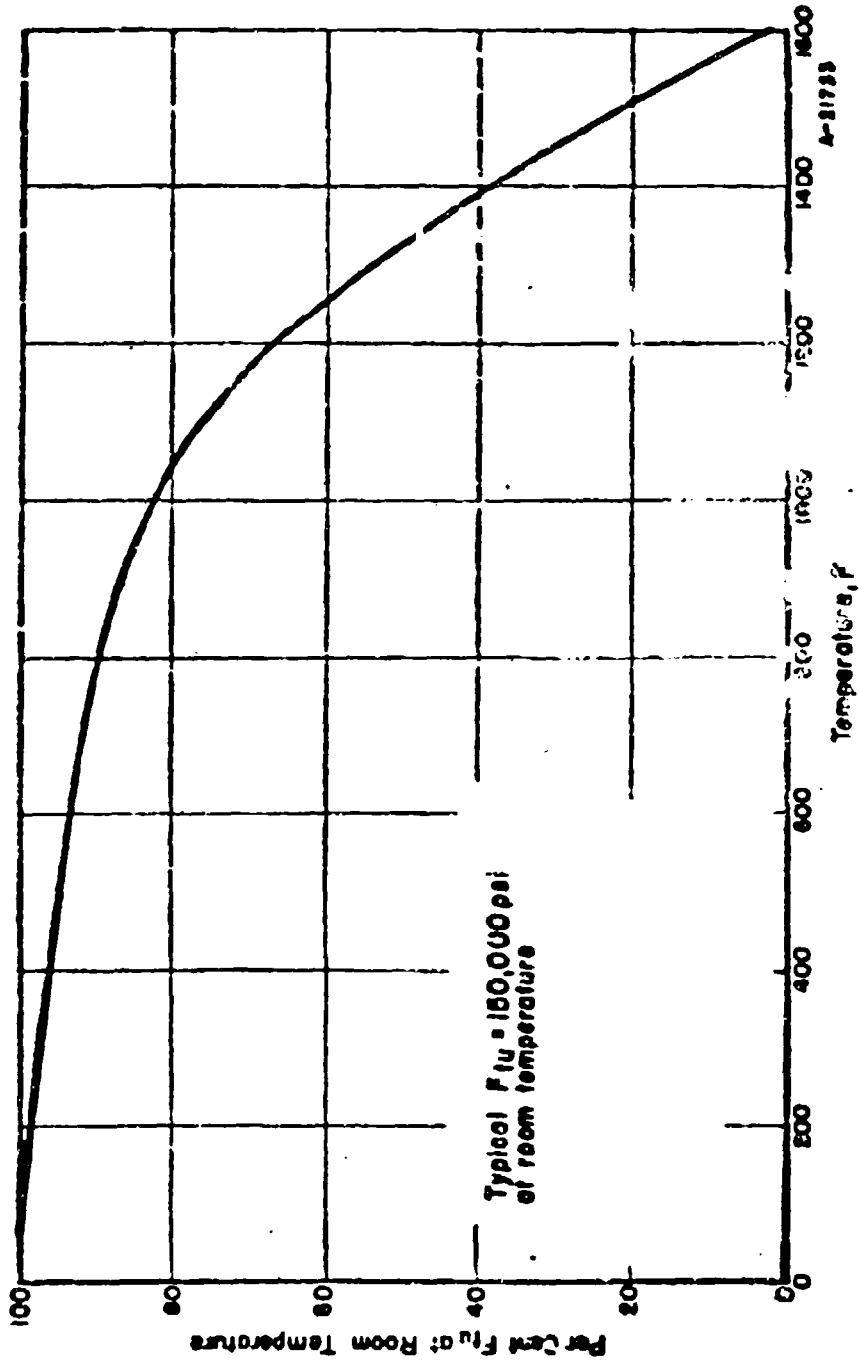


FIGURE 202. DESIGN CURVE FOR TENSILE STRENGTH (F_{tu}) OF 286 ALLOY AT ELEVATED TEMPERATURE

Ref. 29, 76, 86, 207, 215.

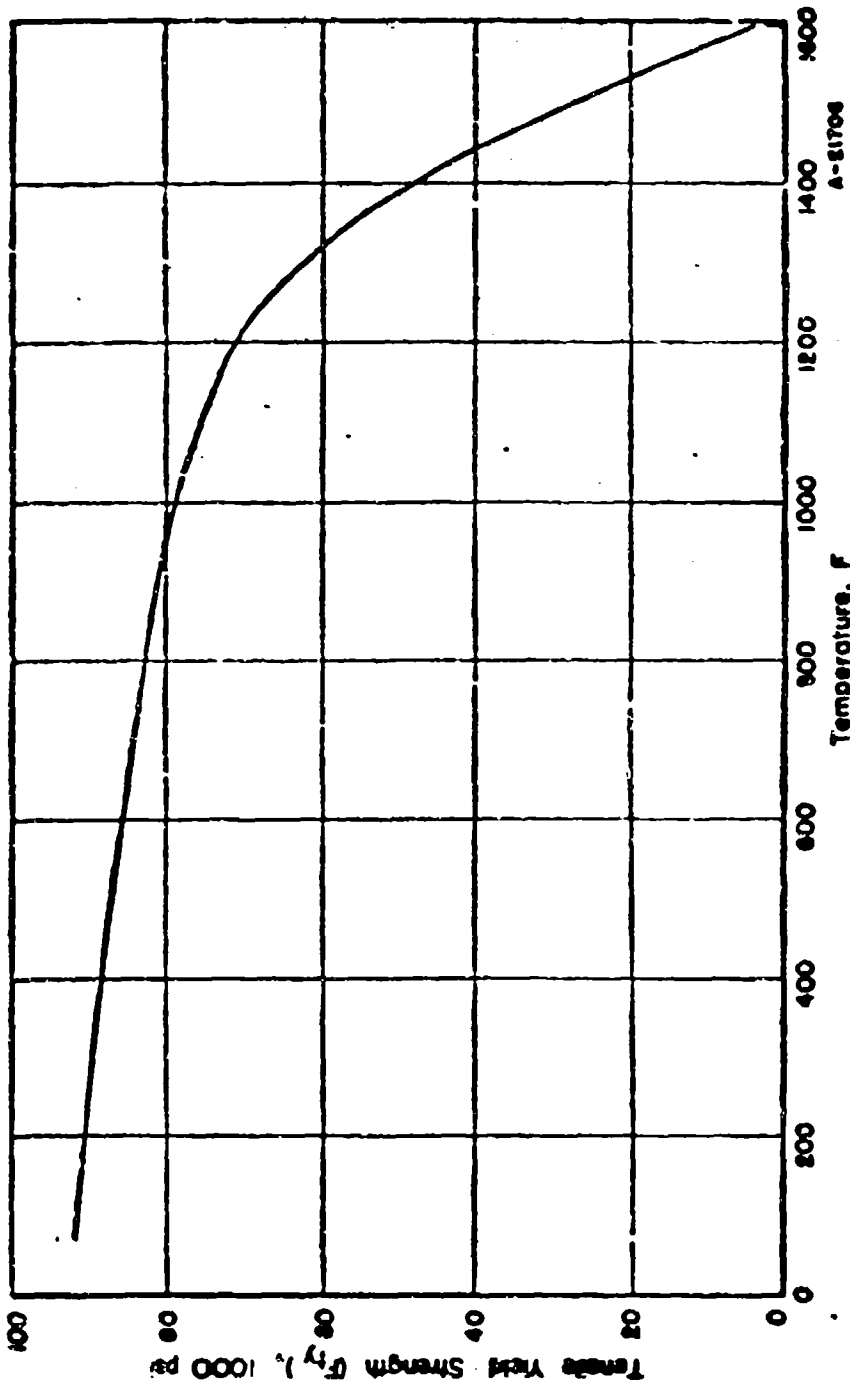



FIGURE 203. TENSILE YIELD STRENGTH (F_{ty}) OF A-286 ALLOY AT ELEVATED TEMPERATURE

Ref. 29.



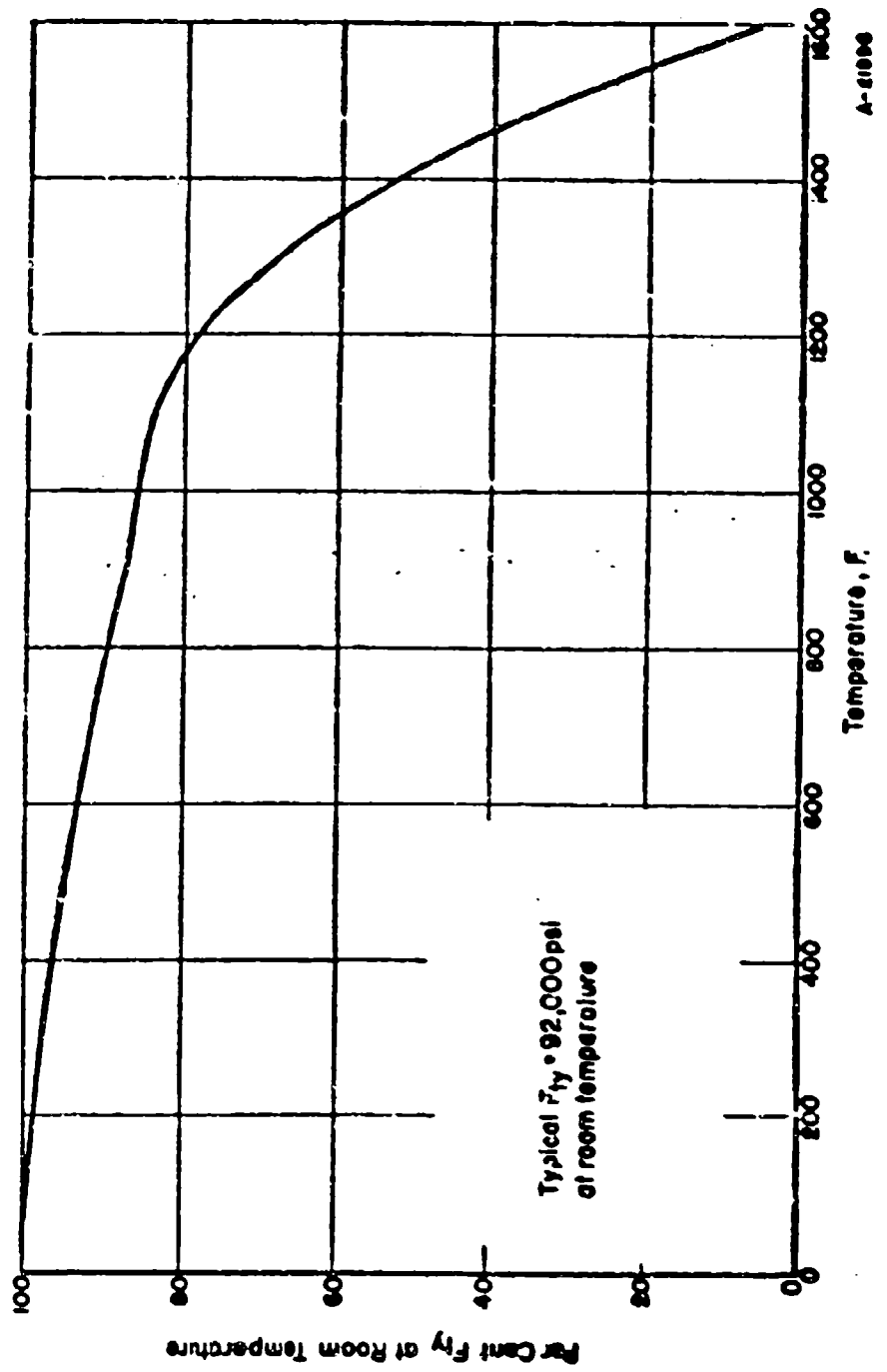


FIGURE 204. DESIGN CURVE FOR TENSILE YIELD STRENGTH (F_{ty}) OF A-286 ALLOY AT ELEVATED TEMPERATURE

Ref. 29.

A-21006

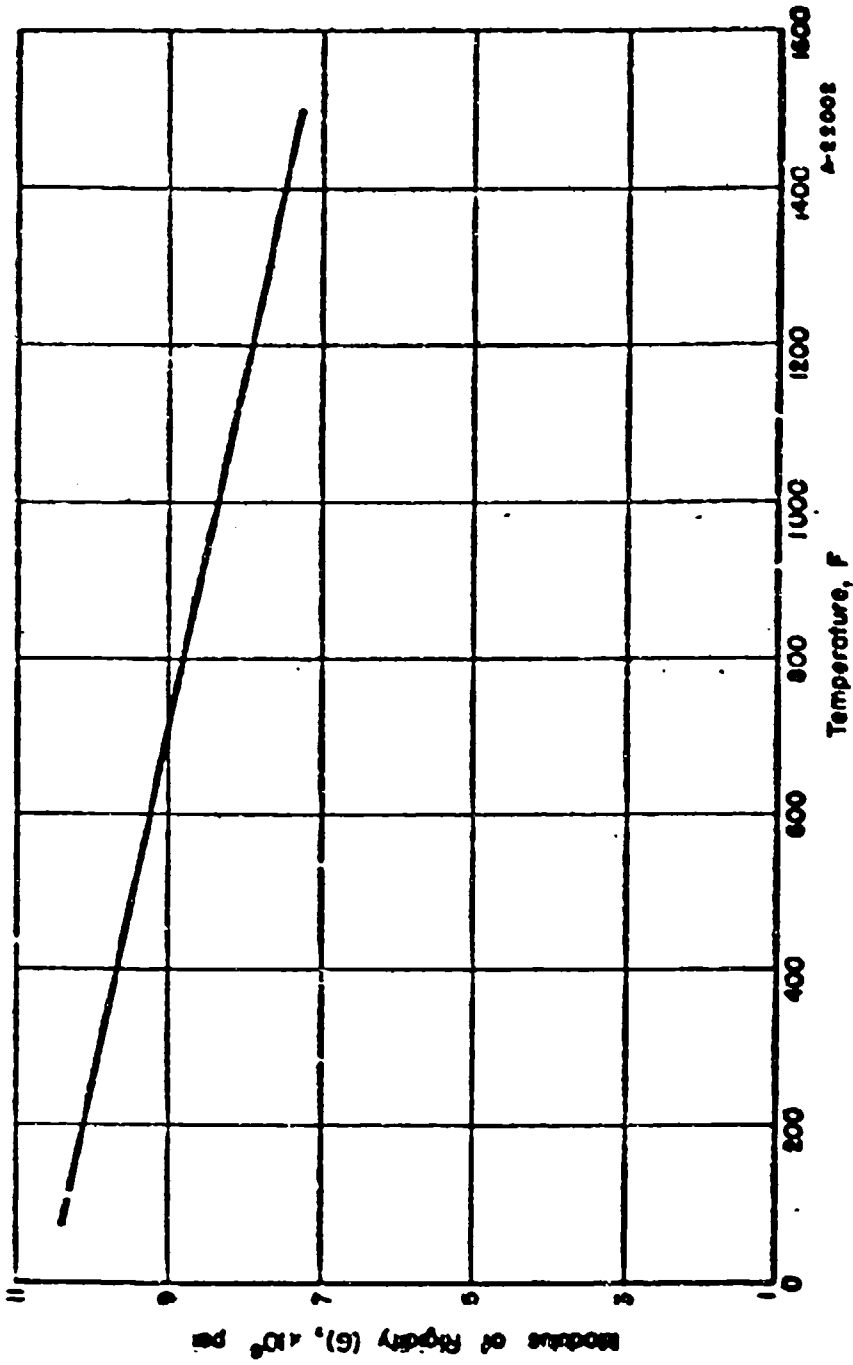


FIGURE 205. EFFECT OF ELEVATED TEMPERATURE ON THE MODULUS OF RIGIDITY (G) OF A-286 ALLOY

Ref. 74.

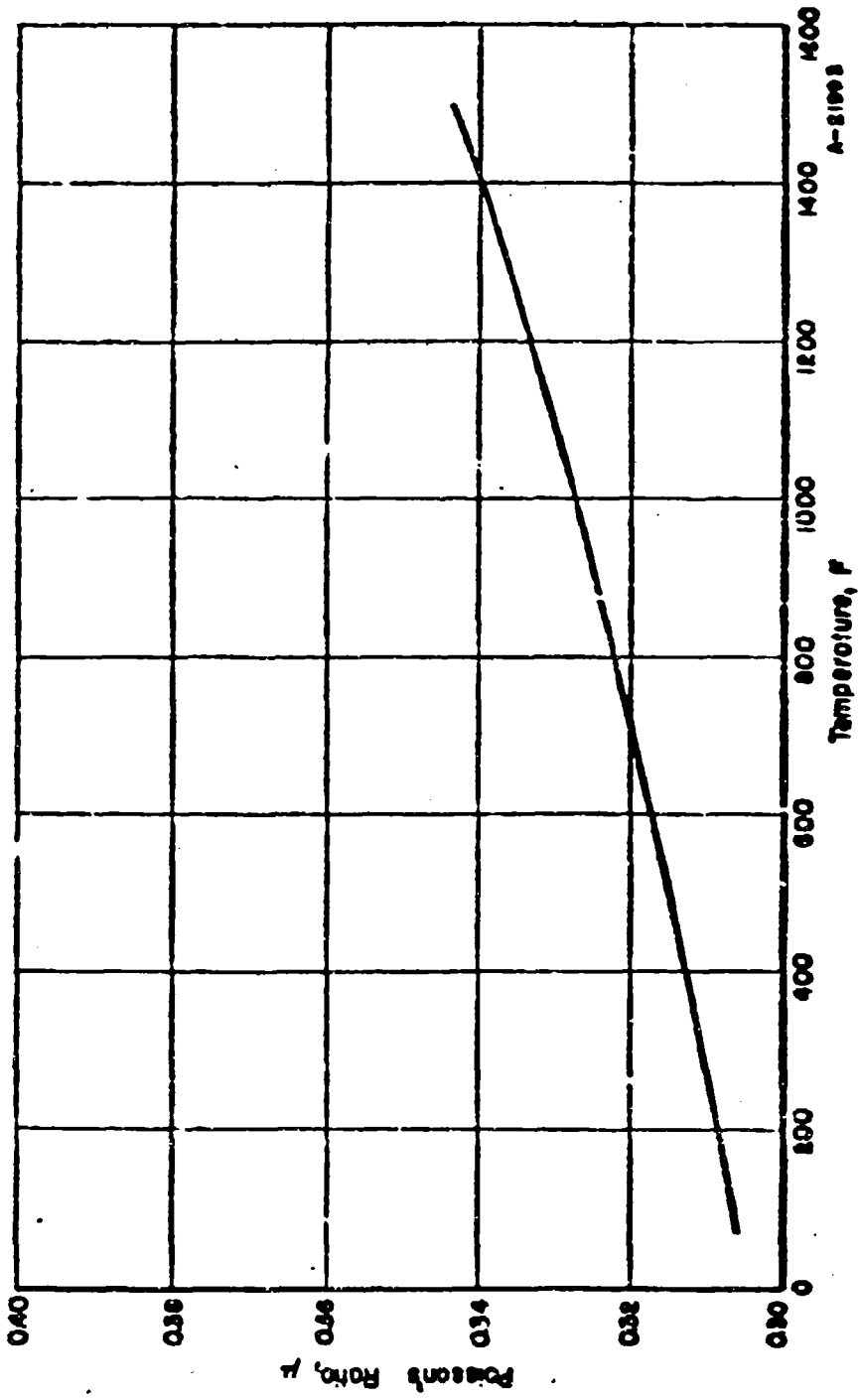


FIGURE 206. EFFECT OF ELEVATED TEMPERATURE ON POISSON'S RATIO (μ) OF A-286 ALLOY
Ref. 74.

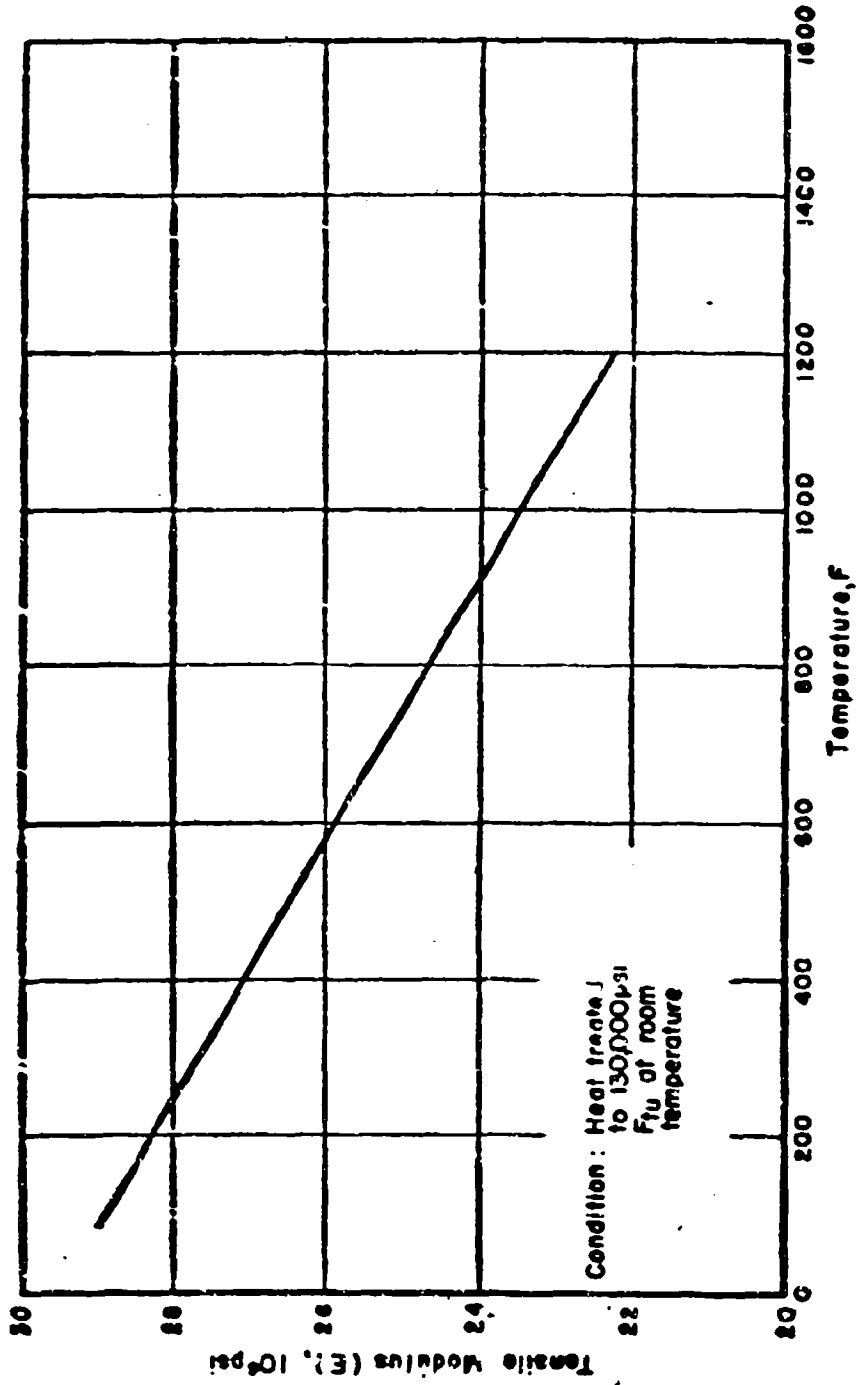



FIGURE 207. TENSILE MODULUS (E) OF A-286 ALLOY (SHEET) AT ELEVATED TEMPERATURE

Ref. 207, p 9-3-1-1.



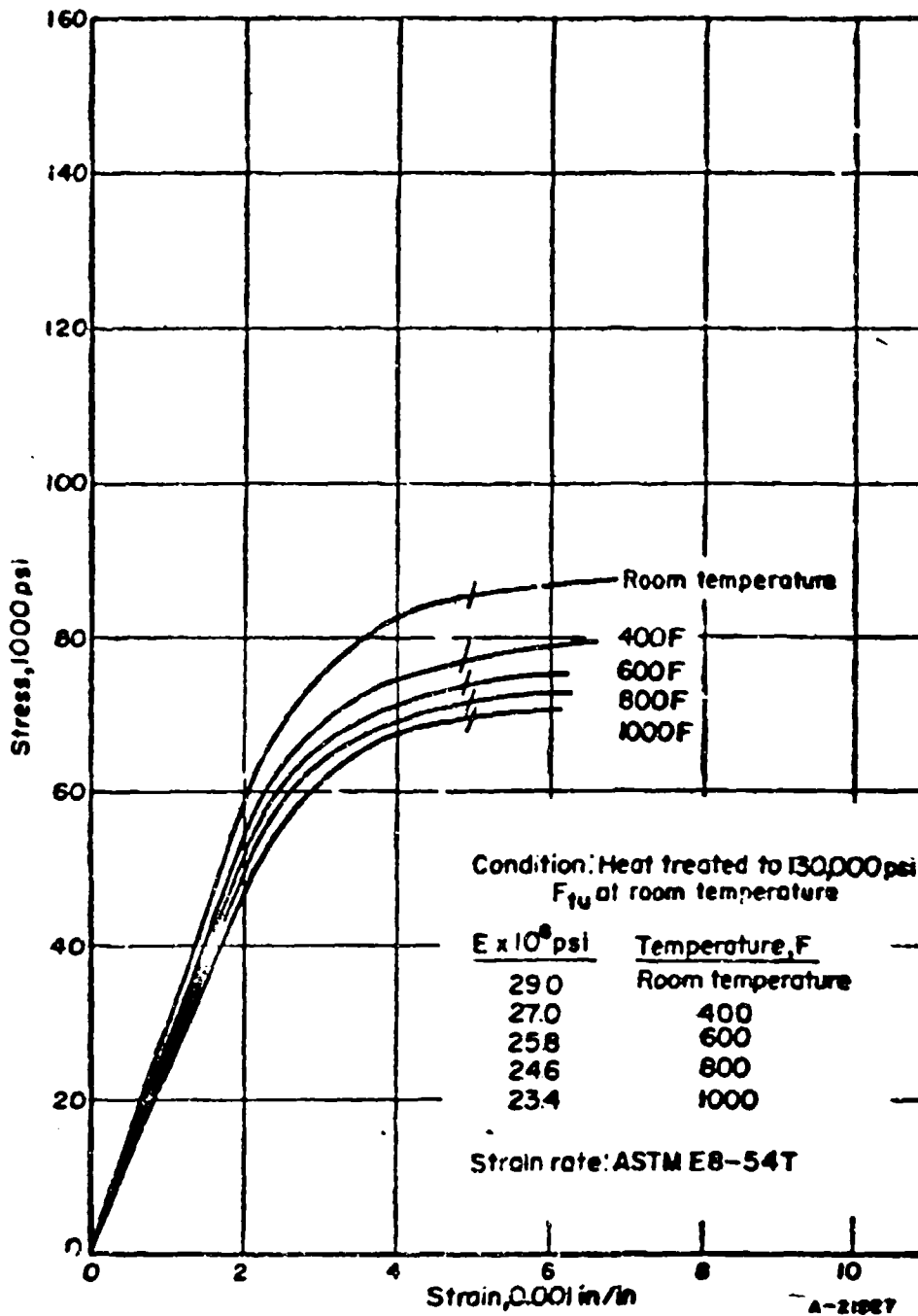


FIGURE 208. TENSILE STRESS-STRAIN CURVES FOR A-286 ALLOY SHEET

Ref. 207.

INCONEL "X"
(MIL-N-7786) (AMS-5542D)

Inconel "X" is a wrought nickel-base alloy which is highly resistant to chemical corrosion and oxidation. Additions of titanium and aluminum render the alloy age-hardenable. The limiting chemical composition of Inconel "X" is given in Table 15.

TABLE 15. CHEMICAL COMPOSITION OF
INCONEL "X" (MIL-N-7786)
(AMS-5542D)

Element	Weight Per Cent
Nickel, minimum	70.0
Chromium	14-16
Iron	5-9
Titanium	2.25-2.75
Columbium + tantalum	0.7-1.2
Aluminum	0.4-1.0
Silicon, maximum	0.5
Manganese	0.3-1.0
Copper, maximum	0.2
Carbon, maximum	0.08
Sulfur, maximum	0.01

Two typical conditions for hot-rolled Inconel "X" are summarized below.

Fully Heat-Treated Hot-Rolled Rods

- (a) Solution treated at 2100 F for 4 hours and air-cooled
- (b) Aged at 1550 F for 24 hours and air cooled
- (c) Aged at 1300 F for 20 hours and air cooled.

Typical room-temperature properties for this condition are shown in Table 16.

TABLE 16. TYPICAL ROOM-TEMPERATURE PROPERTIES OF FULLY HEAT-TREATED HOT-ROLLED INCONEL "X"

Property	
Ultimate tensile (F_{tu})	162,000 psi
Tensile yield (F_{ty})	92,000 psi
Elongation (e) in 2 inches	24 per cent
Reduction in area	30 per cent

Hot Rolled and Aged, Not Solution Treated

(a) Aged at 1300 F for 20 hours.

Typical room-temperature properties for this condition are shown in Table 17.

TABLE 17. TYPICAL ROOM-TEMPERATURE PROPERTIES OF HOT-ROLLED AND AGED INCONEL "X"

Property	
Ultimate tensile (F_{tu})	184,000 psi
Tensile yield (F_{ty})	132,000 psi
Elongation (e) in 2 inches	24 per cent
Reduction in area	37 per cent

Note: All high-temperature heat treating must be done in a sulfur-free atmosphere.

Minimum mechanical properties of Inconel "X" as specified in AMS-5542D are given in Table 18.

TABLE 18. MINIMUM MECHANICAL PROPERTIES OF INCONEL "X" (AMS-5542D)

Property	
Ultimate tensile (F_{tu})	155,000 psi
Tensile yield (F_{ty})	100,000 psi
Elongation (e) in 2 inches	20 per cent

The short-time elevated-temperature properties of Inconel "X" are shown in the following curves:

- (1) Tensile properties, Figures 209 through 215
- (2) Compressive properties, Figures 216 and 217
- (3) Bearing properties, Figures 218 through 220
- (4) Shear properties, Figures 221 through 224
- (5) Modulus of elasticity, Figures 225 and 227
- (6) Poisson's ratio, Figure 226
- (7) Stress-strain curves, Figures 228 through 230

Data are available on Inconel "X" for all surveyed properties.

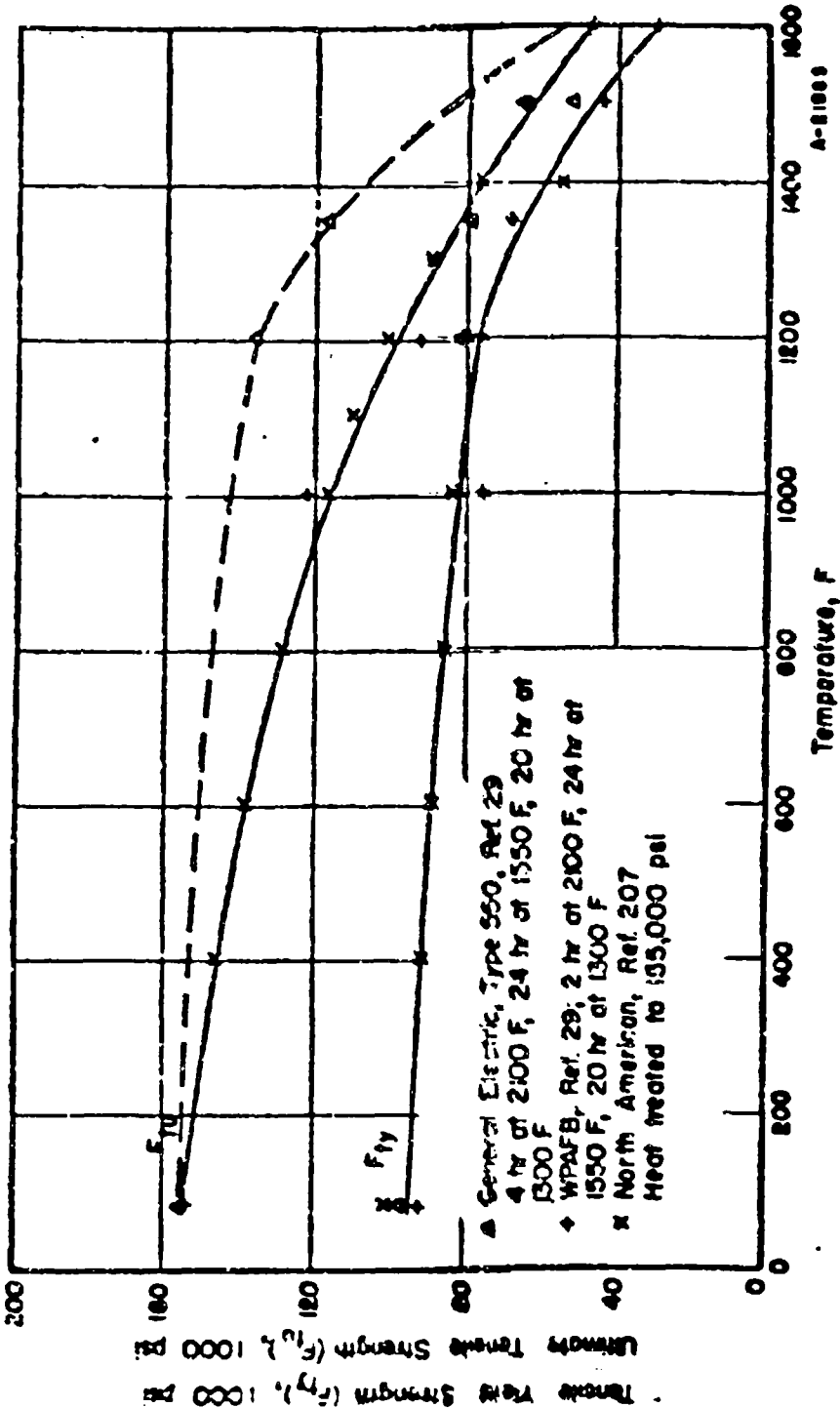
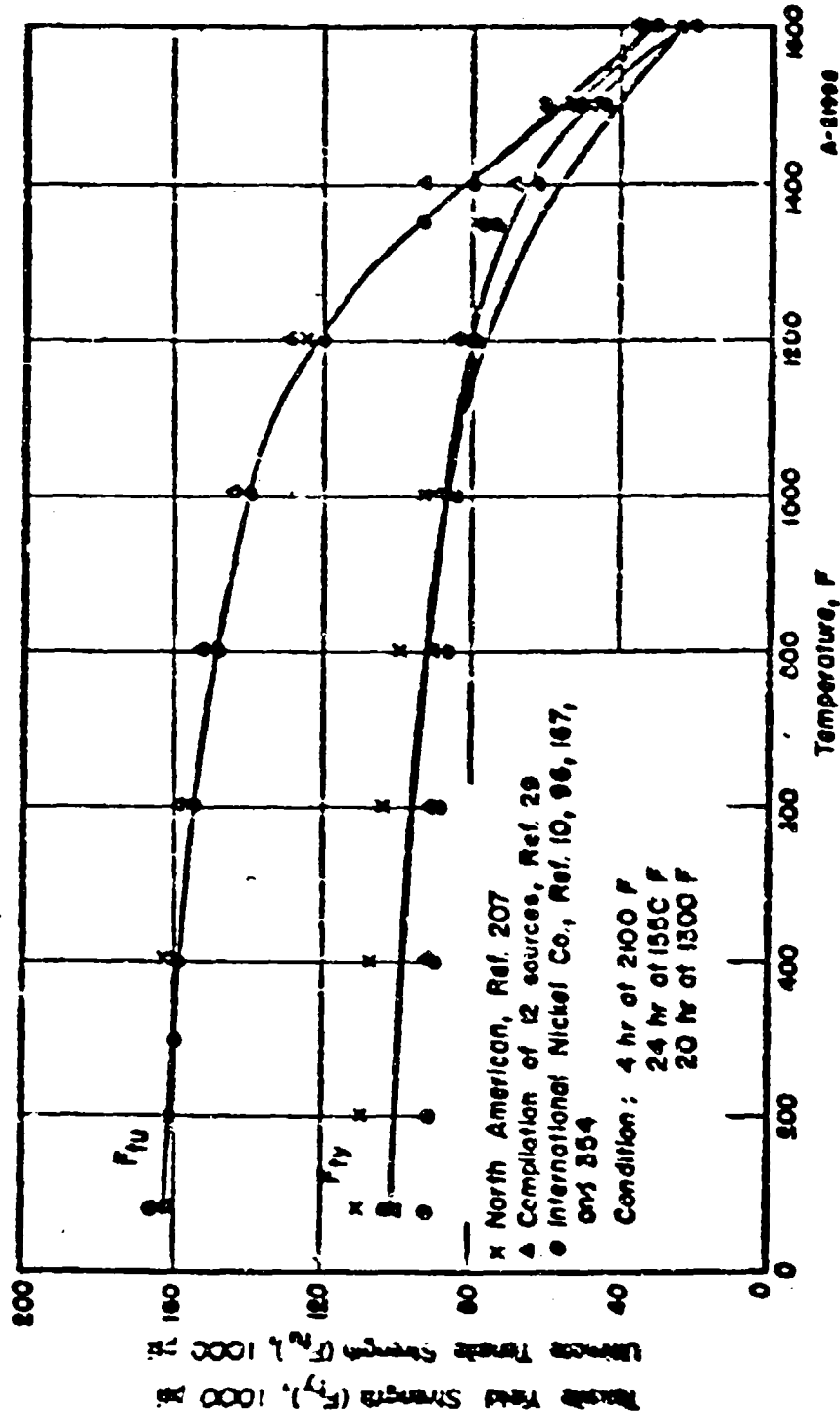



FIGURE 204. TENSILE AND TENSILE YIELD STRENGTHS (F_{10} AND F_{1y}) OF INCONEL "X" AT ELEVATED TEMPERATURE

▲ General Electric, Type 550, Ref. 29
 4 hr at 2100 F, 24 hr at 1550 F, 20 hr at 1300 F
 ♦ WPAFB, Ref. 29; 2 hr at 2100 F, 24 hr at 1550 F, 20 hr at 1300 F
 x North American, Ref. 207
 Heat treated to 135,000 psi



JRE 210. TENSILE AND TENSILE YIELD STRENGTHS (F_{tu} AND F_{ty}) OF INCONEL "X" AT ELEVATED TEMPERATURE



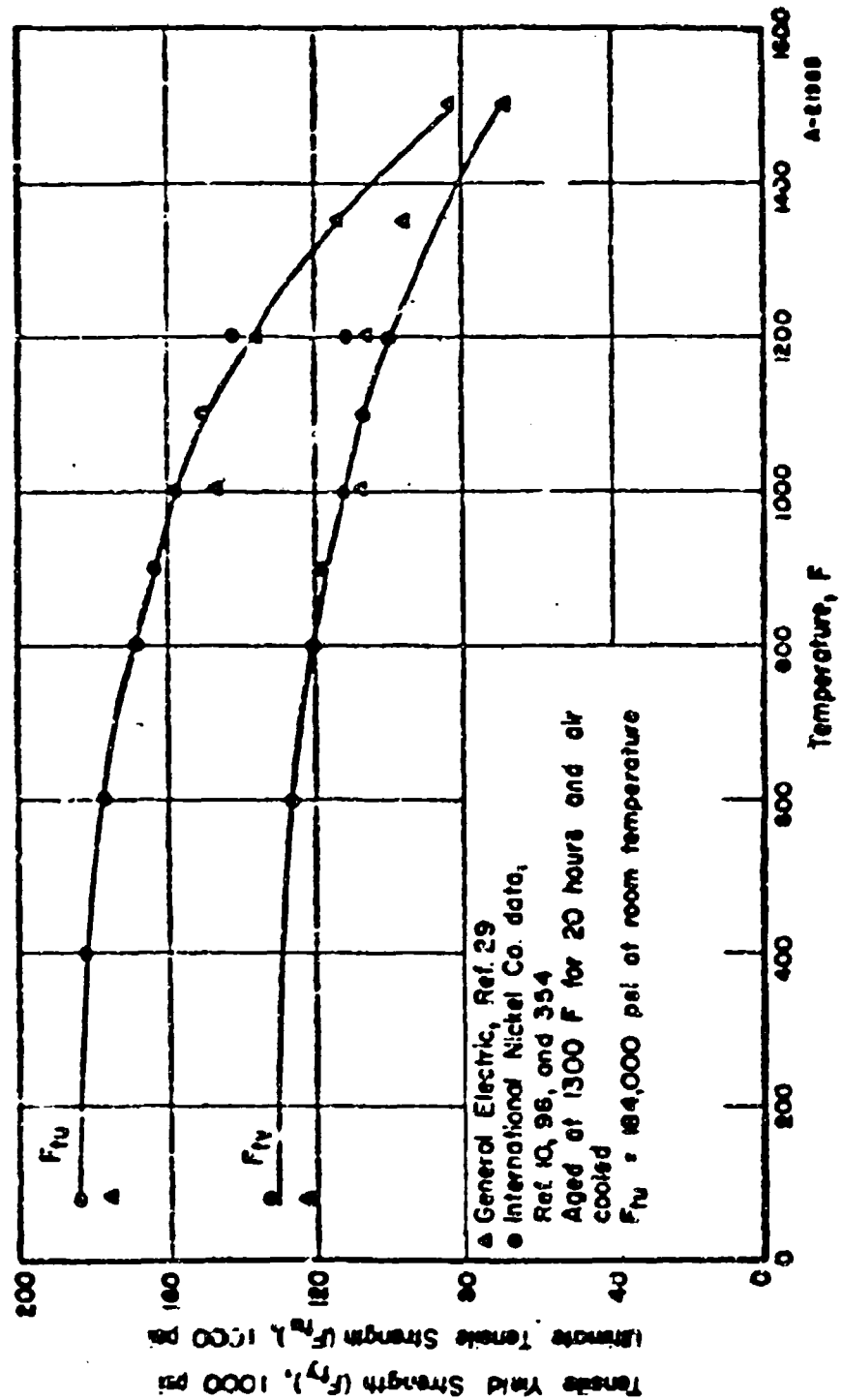



FIGURE 211. TENSILE AND TENSILE YIELD STRENGTHS (F_u AND F_y) OF INCONEL "X" AT ELEVATED TEMPERATURE



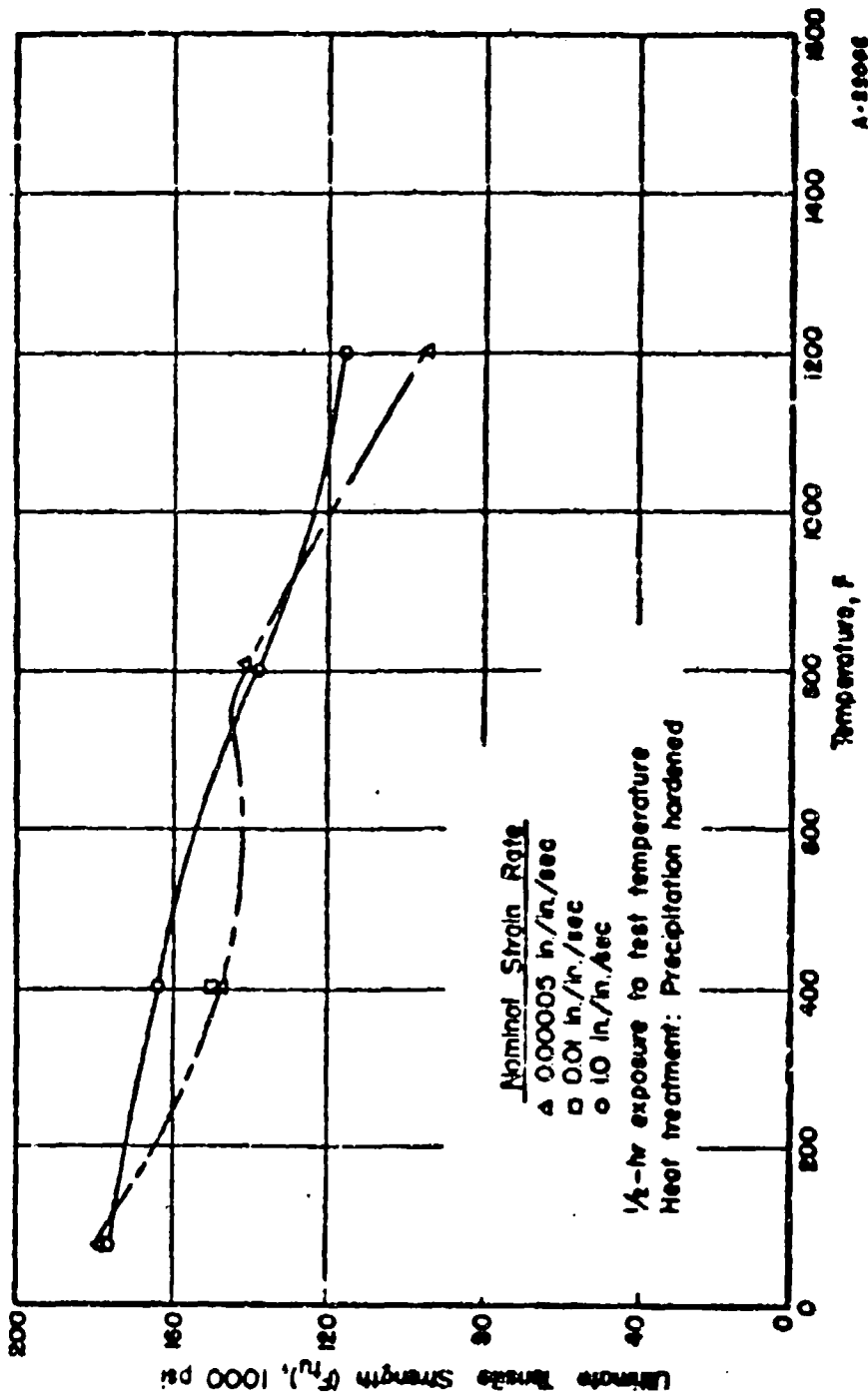


FIGURE 212. EFFECT OF STRAIN RATE ON THE TENSILE STRENGTH (F_{tu}) OF INCONEL "X" AT ELEVATED TEMPERATURE

Ref. WADC 55-199, Part 2, p 46.

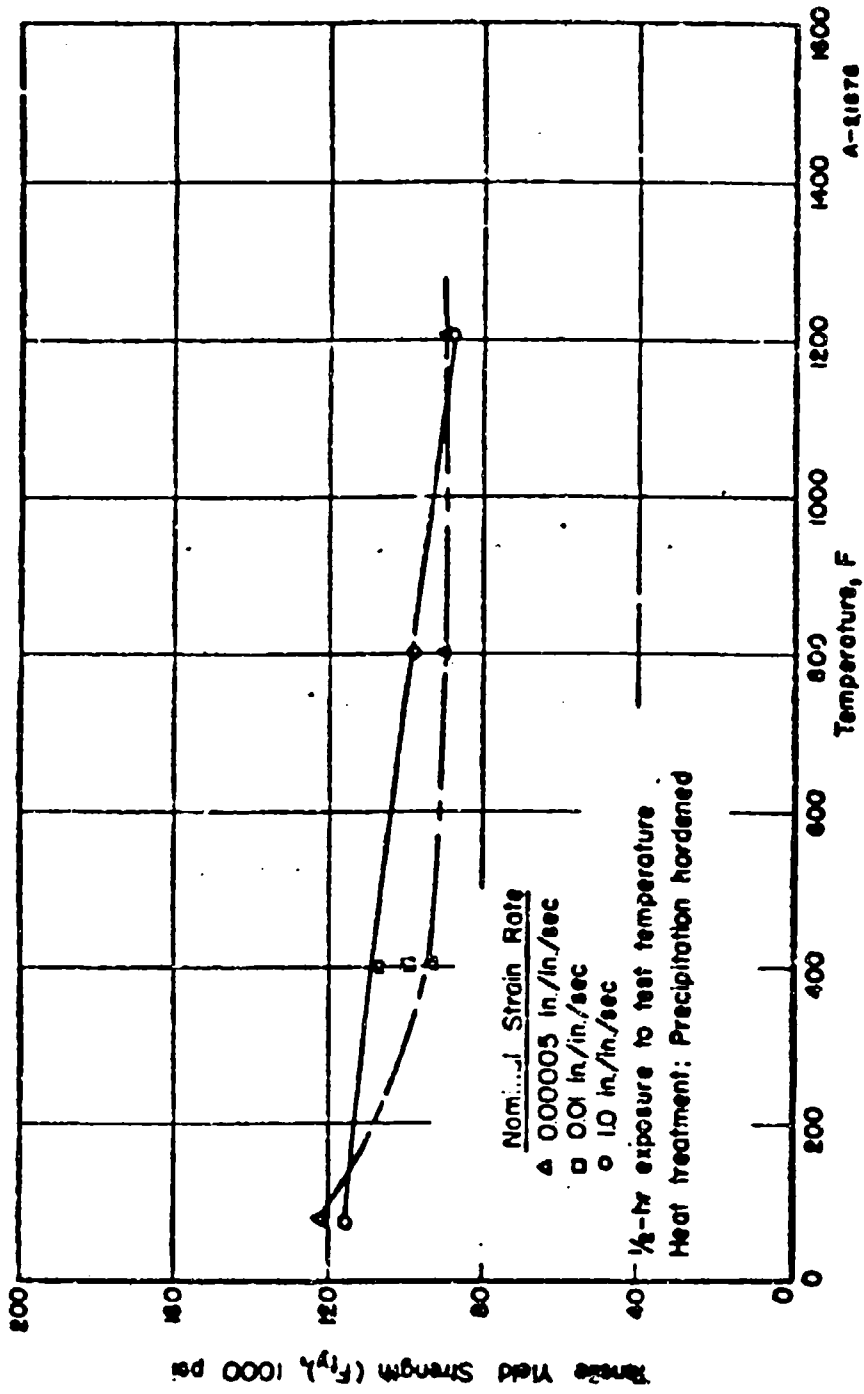


FIGURE 213. EFFECT OF STRAIN RATE ON THE TENSILE YIELD STRENGTH (F_y) OF INCONEL "X" AT ELEVATED TEMPERATURE

Ref. WADC 55-199, Part 2, p 46.

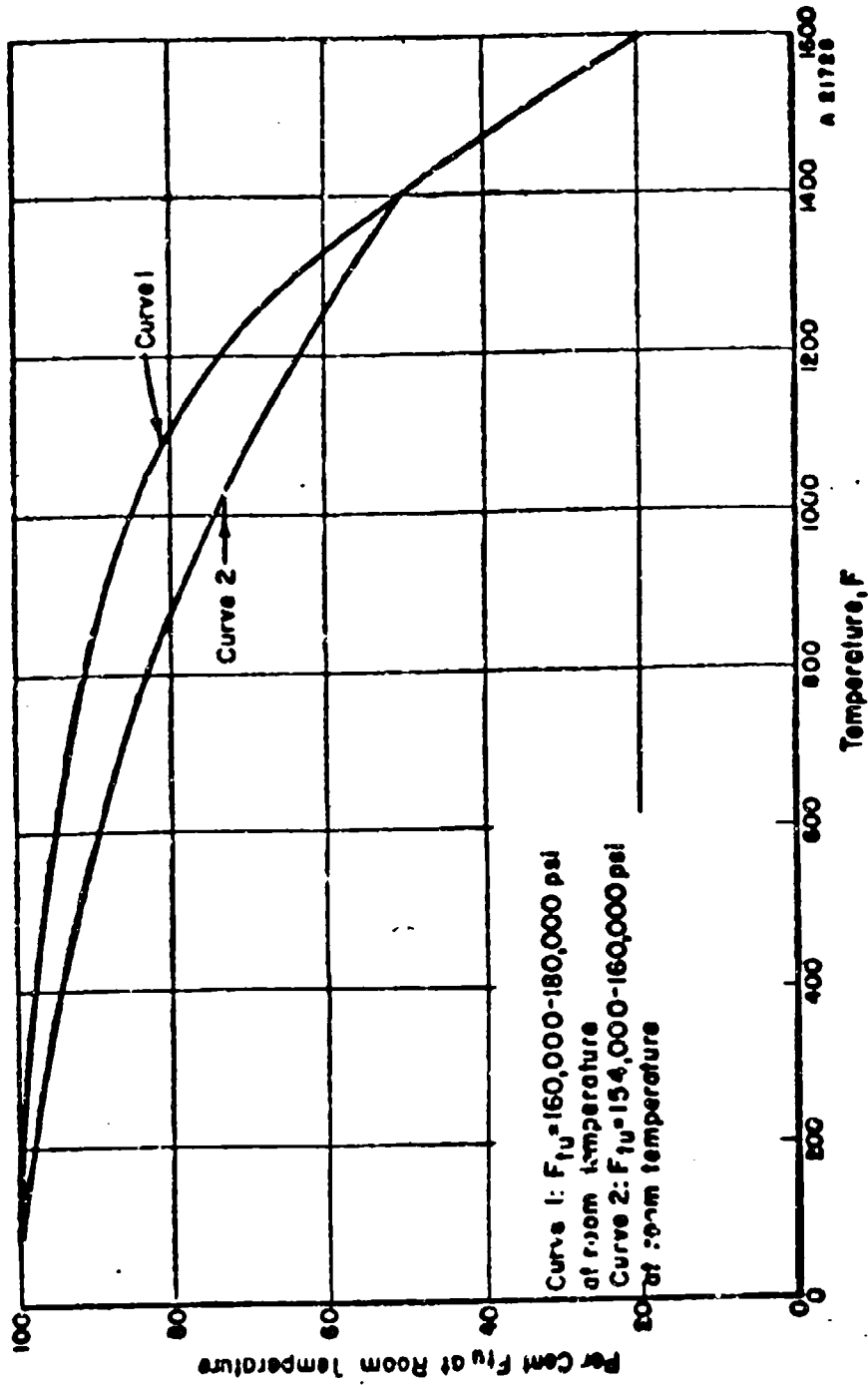


FIGURE 214. DESIGN CURVE FOR TENSILE STRENGTH (F_{tu}) OF INCONEL "X" AT ELEVATED TEMPERATURE

2

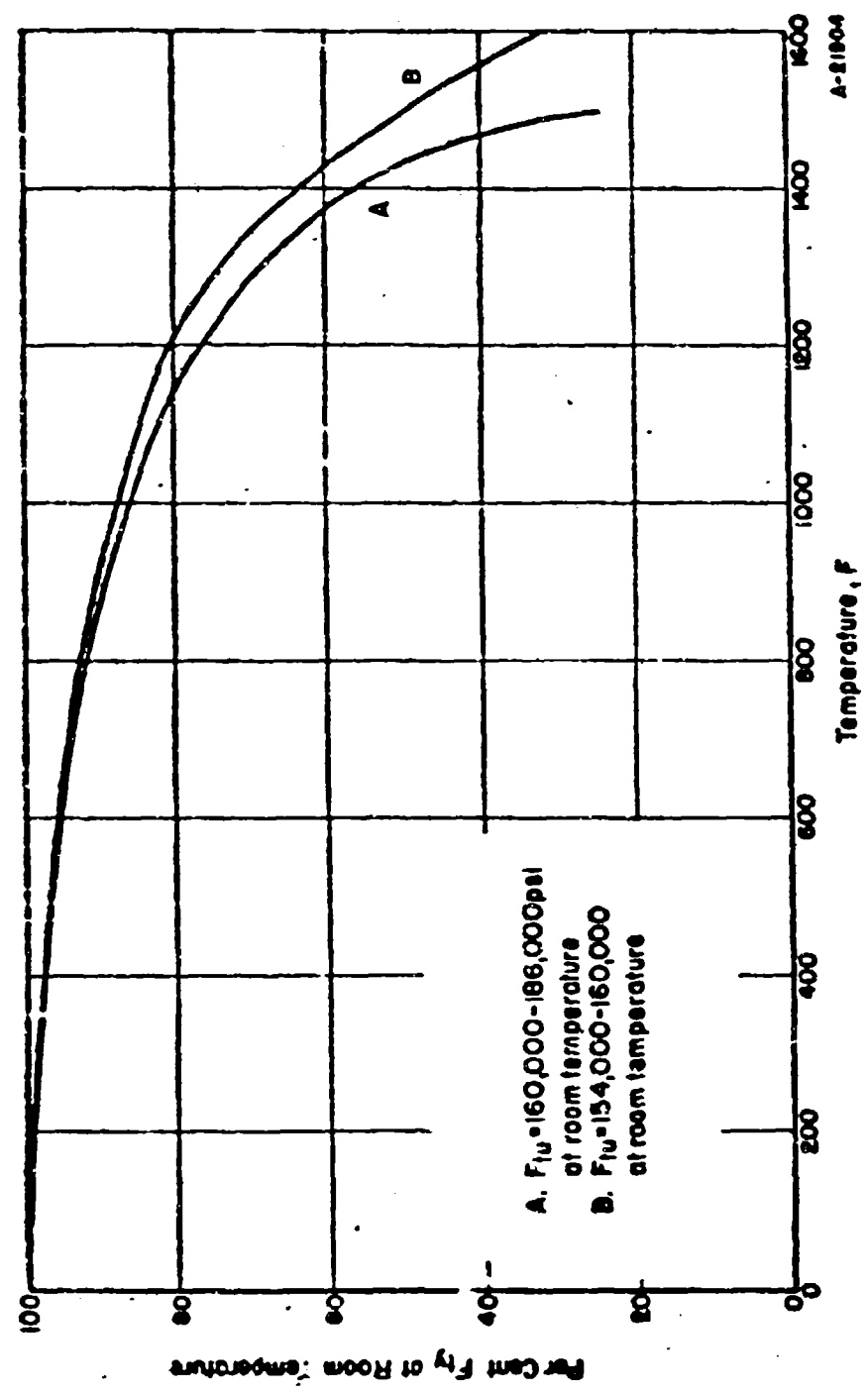
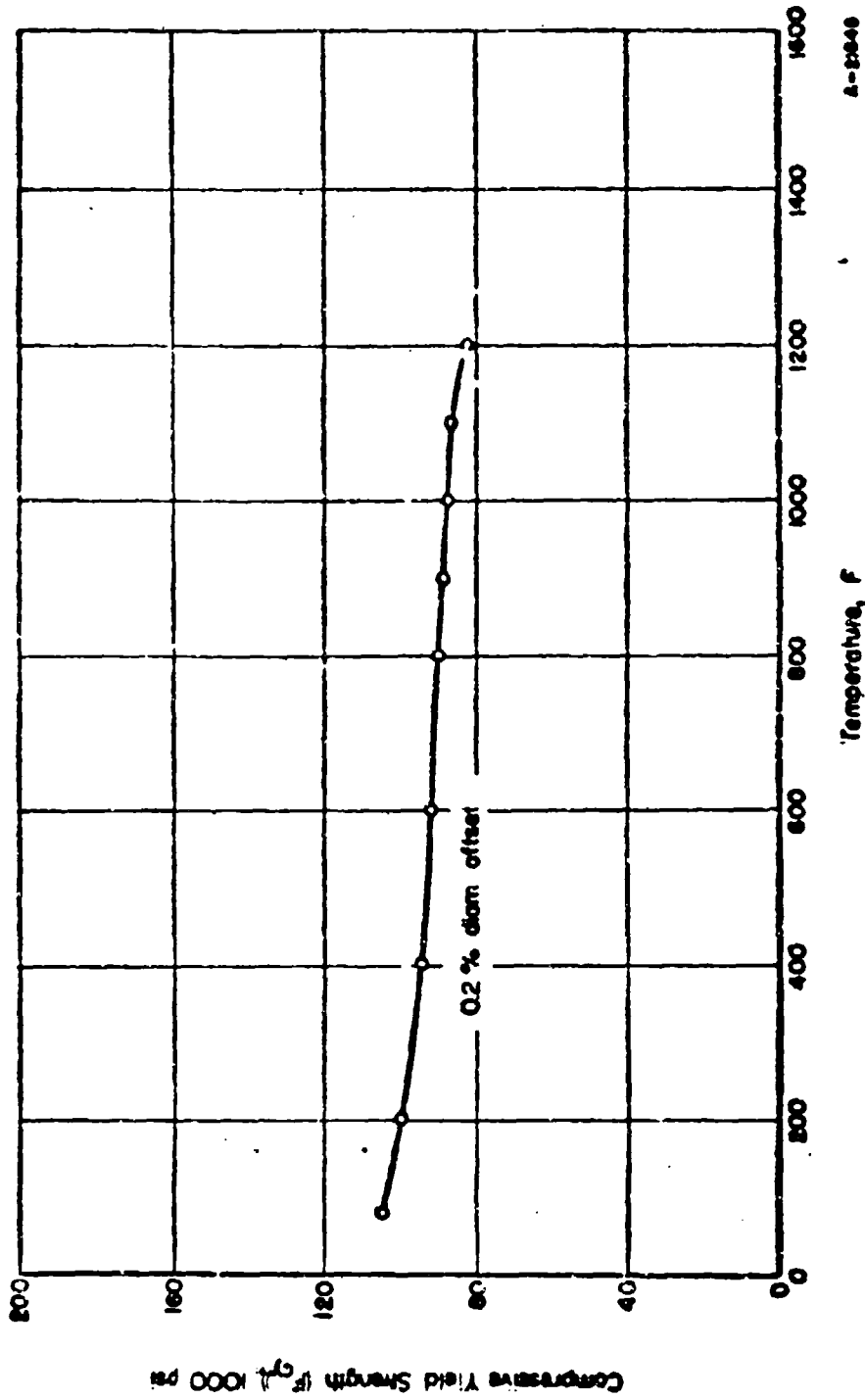



FIGURE 219. DESIGN CURVE FOR TENSILE YIELD STRENGTH (F_{ty}) OF INCONEL "X" AT ELEVATED TEMPERATURE



A-2848

FIGURE 216. COMPRESSIVE YIELD STRENGTH (F_{cy}) OF INCONEL "X" AT ELEVATED TEMPERATURE



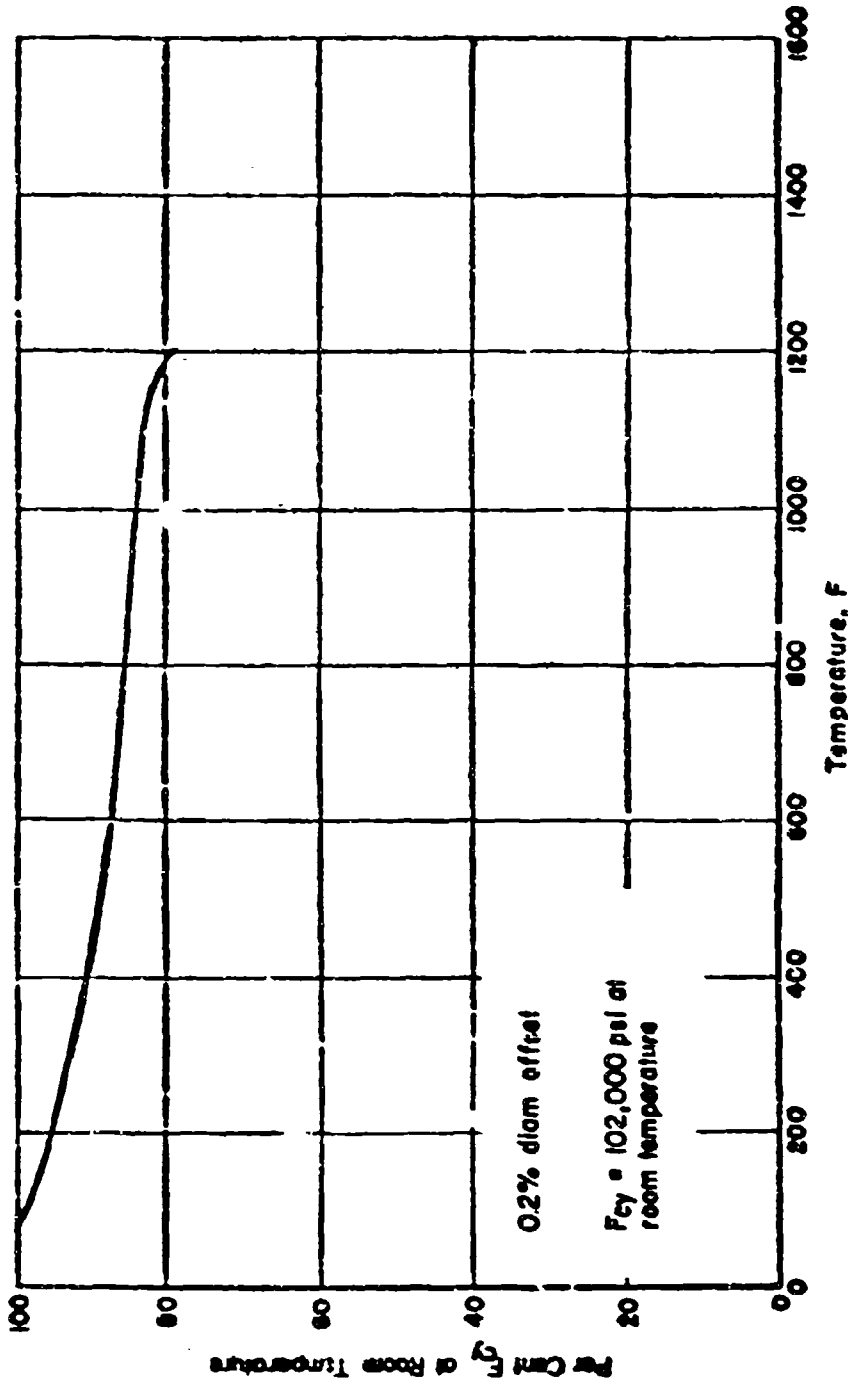


FIGURE 217. DESIGN CURVE FOR COMPRESSIVE YIELD STRENGTH (F_{cy}) OF INCONEL "X" AT ELEVATED TEMPERATURE

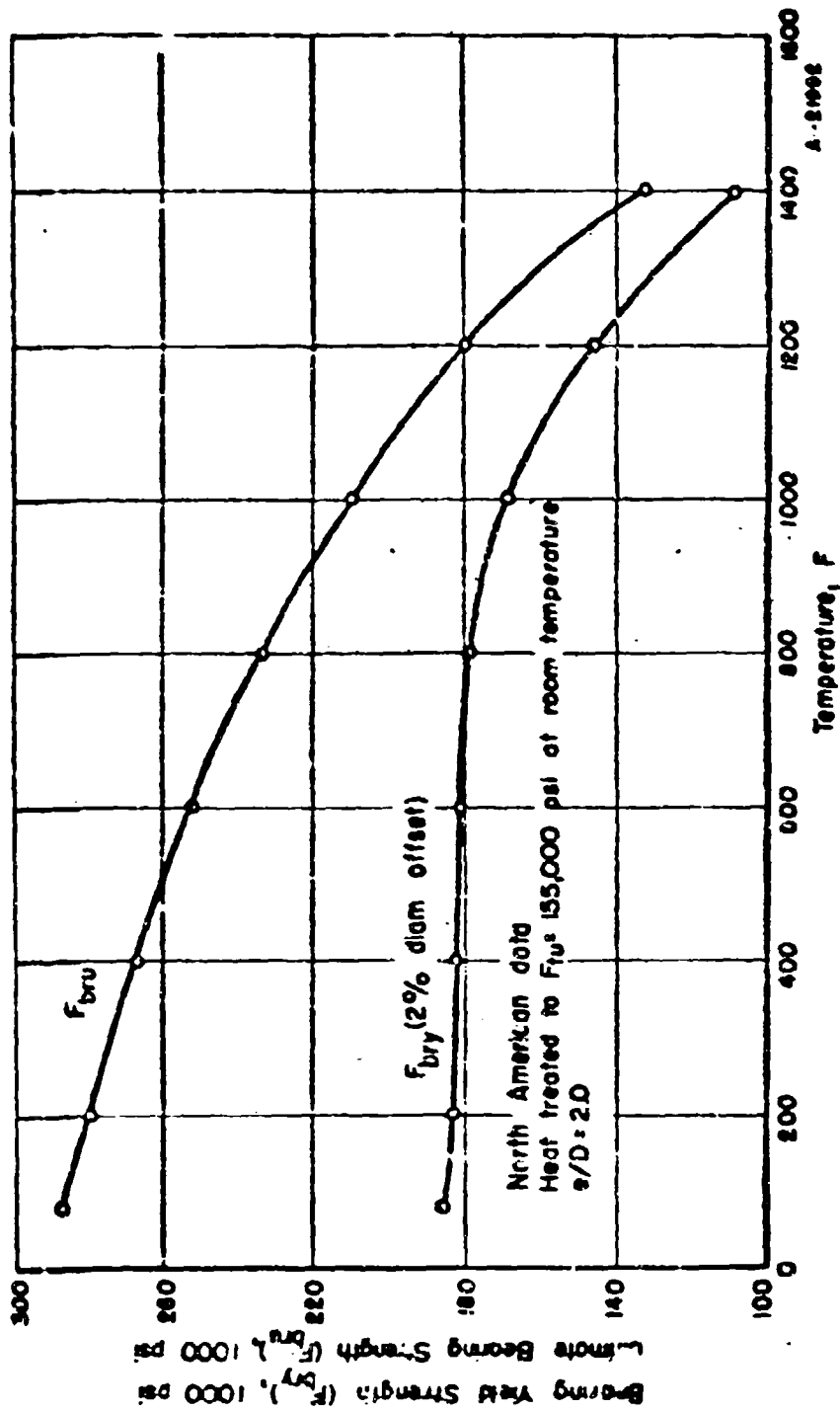


FIGURE 218. BEARING AND BEARING YIELD STRENGTH (F_{bru} AND F_{bry}) OF INCONEL "X" AT ELEVATED TEMPERATURE

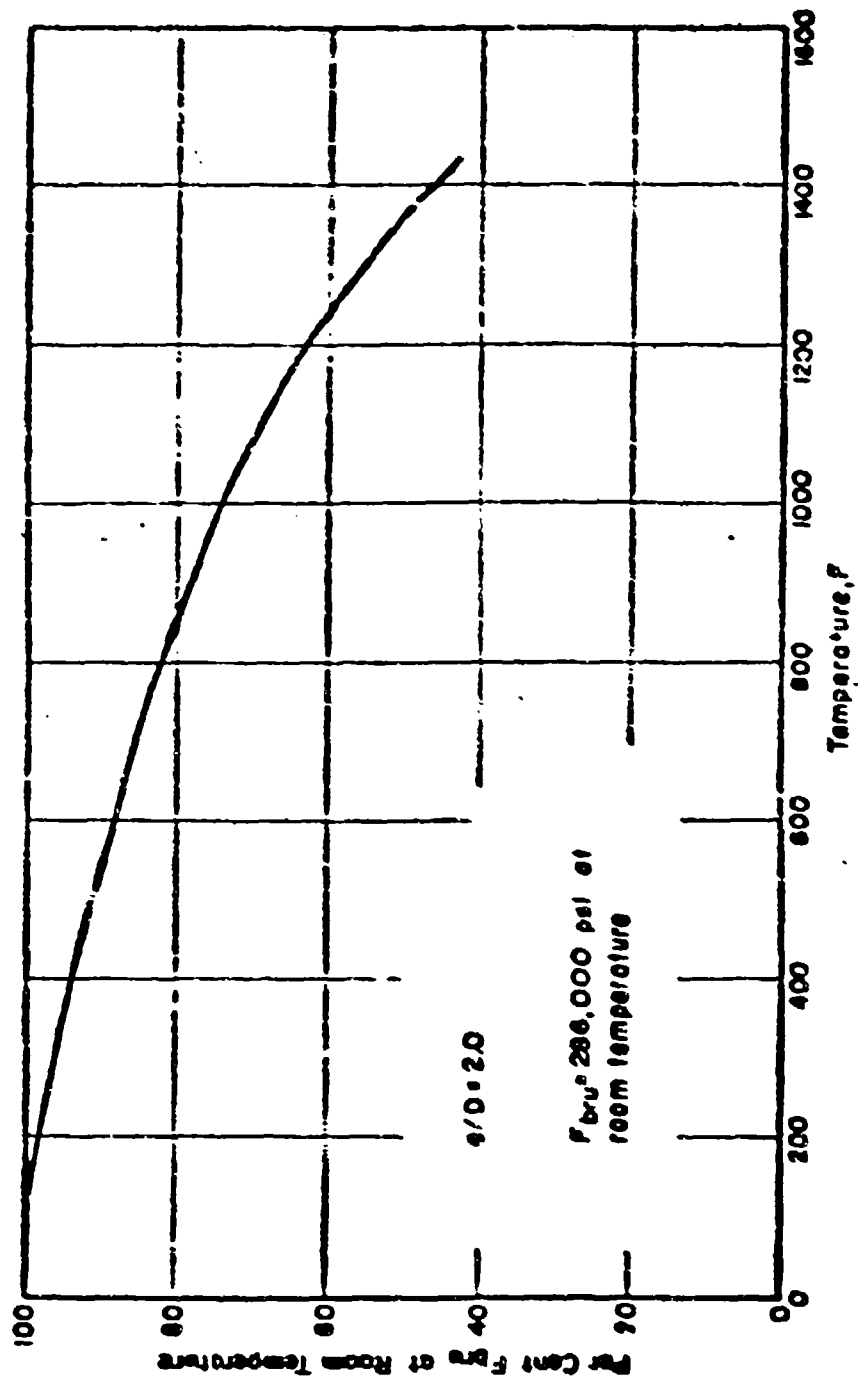


FIGURE 219. DESIGN CURVE FOR BEARING STRENGTH (F_{bru}) OF INCONEL "X" AT ELEVATED TEMPERATURE

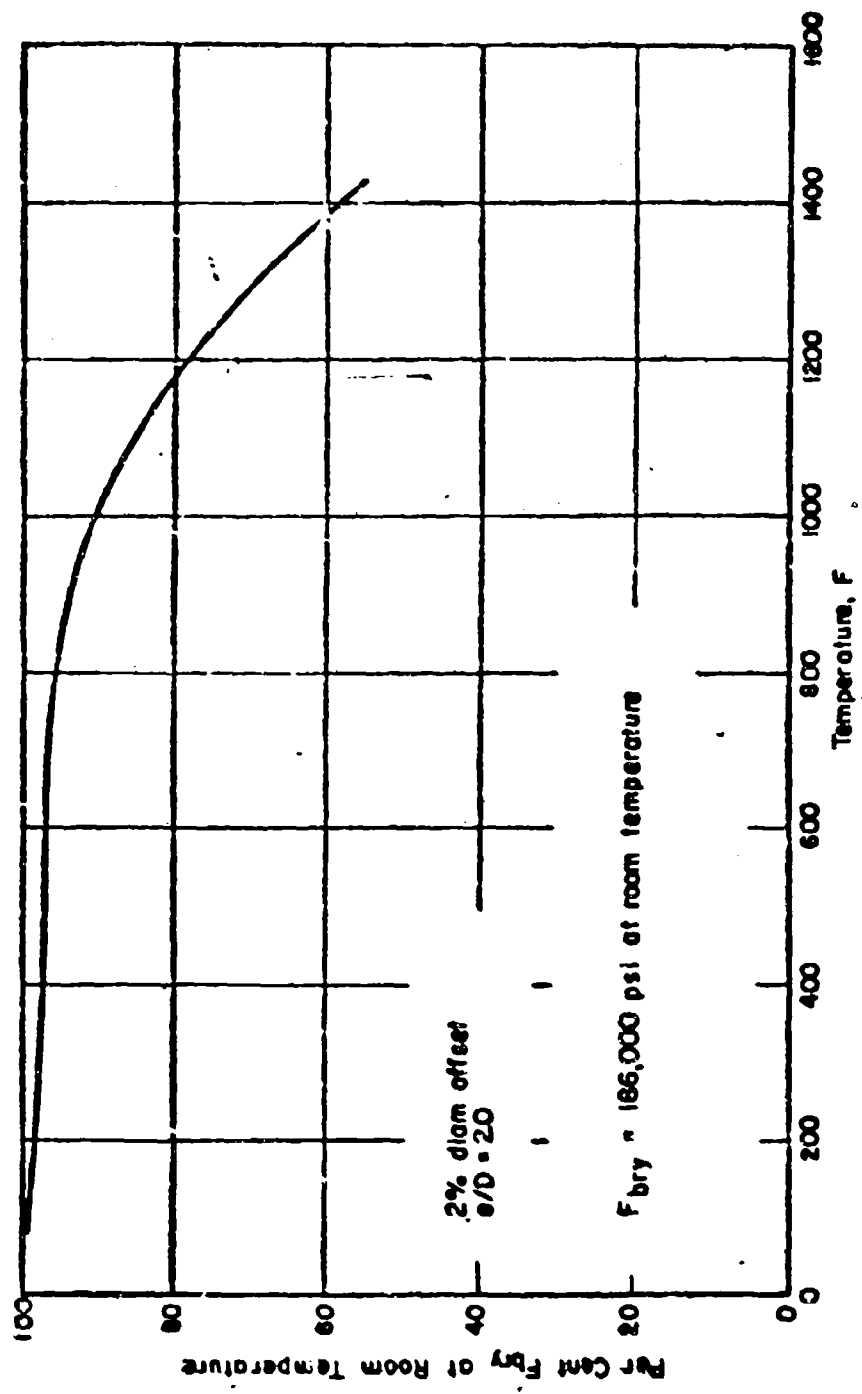


FIGURE 220. DESIGN CURVE FOR BEARING YIELD STRENGTH (F_{bry}) OF INCONEL "X" AT ELEVATED TEMPERATURE

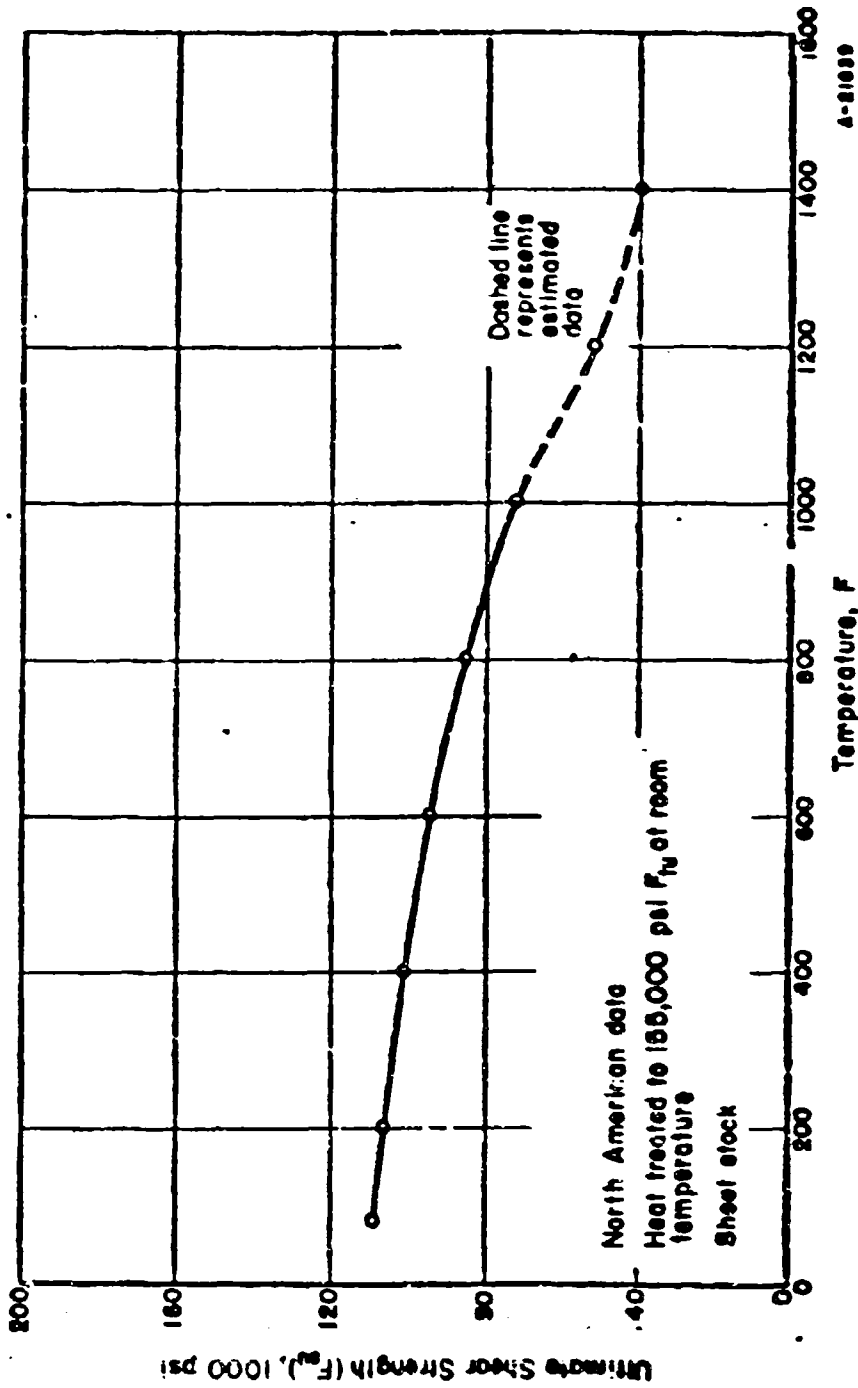


FIGURE 22: SHEAR STRENGTH (F_{su}) OF INCONEL "X" AT ELEVATED TEMPERATURE

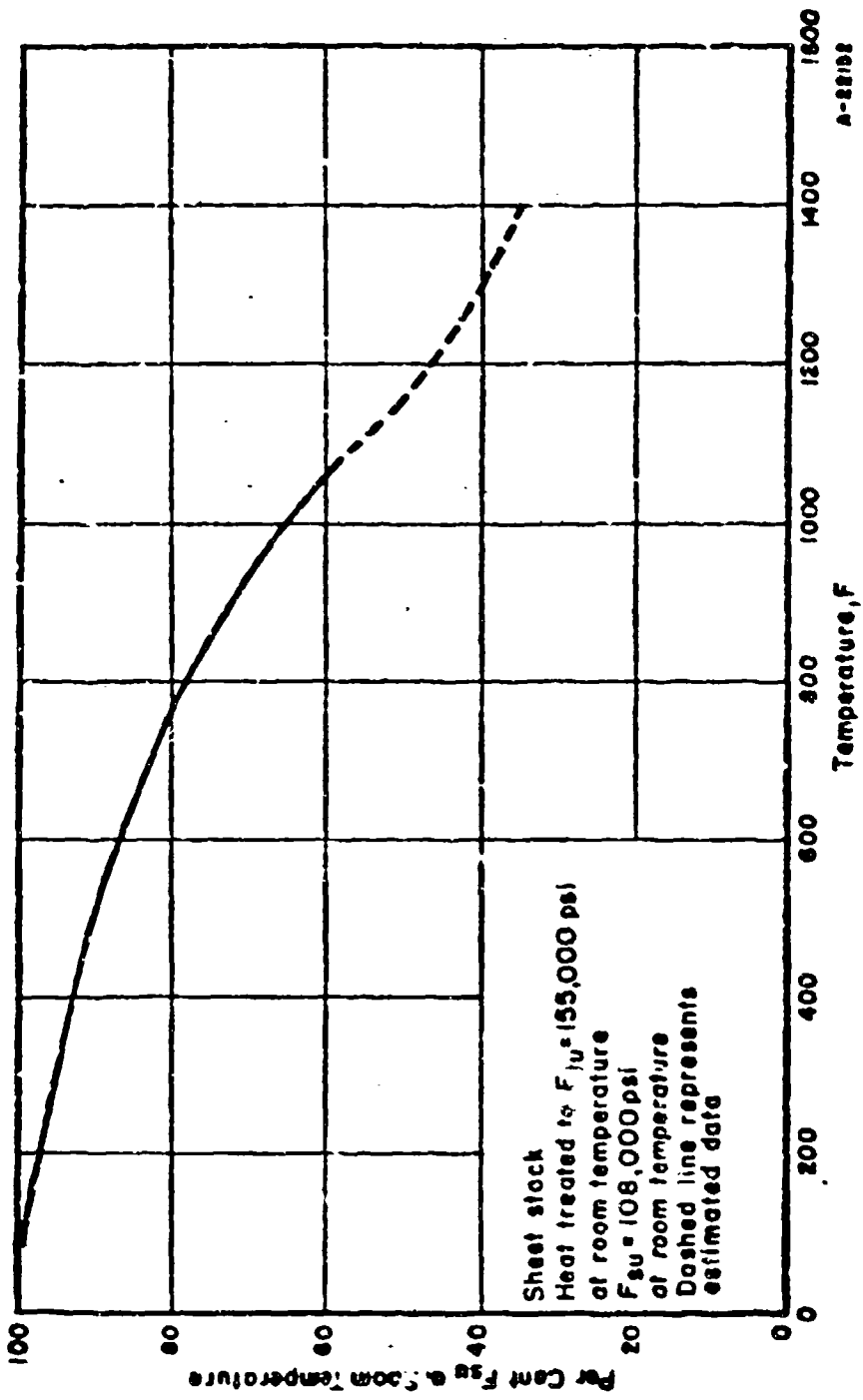



FIGURE 222. DESIGN CURVE FOR SHEAR STRENGTH (F_{su}) OF INCONEL "X" AT ELEVATED TEMPERATURE



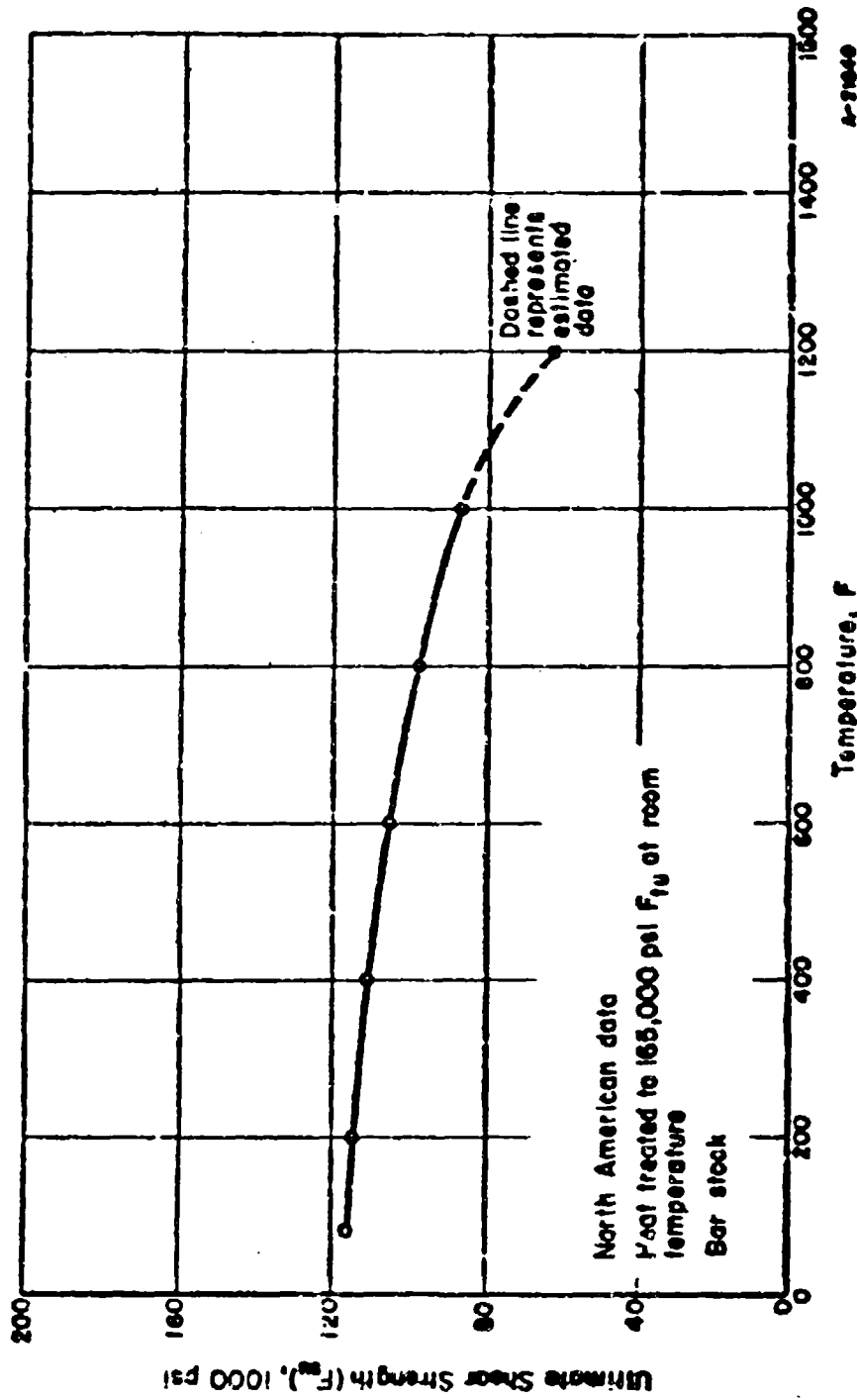


FIGURE 223. SHEAR STRENGTH (F_{su}) OF INCONEL "X" AT ELEVATED TEMPERATURE

Ref. 377.

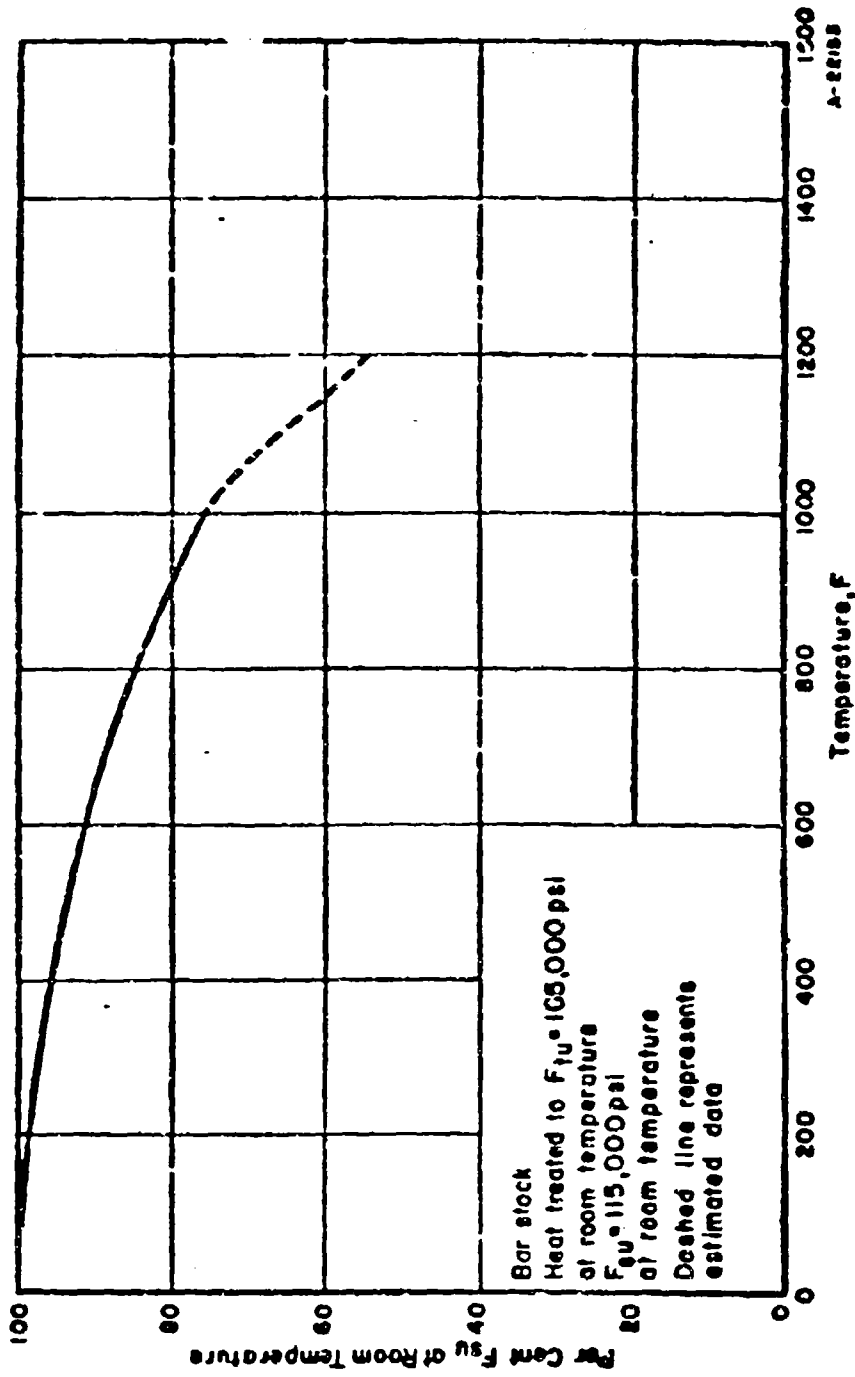



FIGURE 224. DESIGN CURVE FOR SHEAR STRENGTH (F_{su}) OF INCONEL "X" AT ELEVATED TEMPERATURE



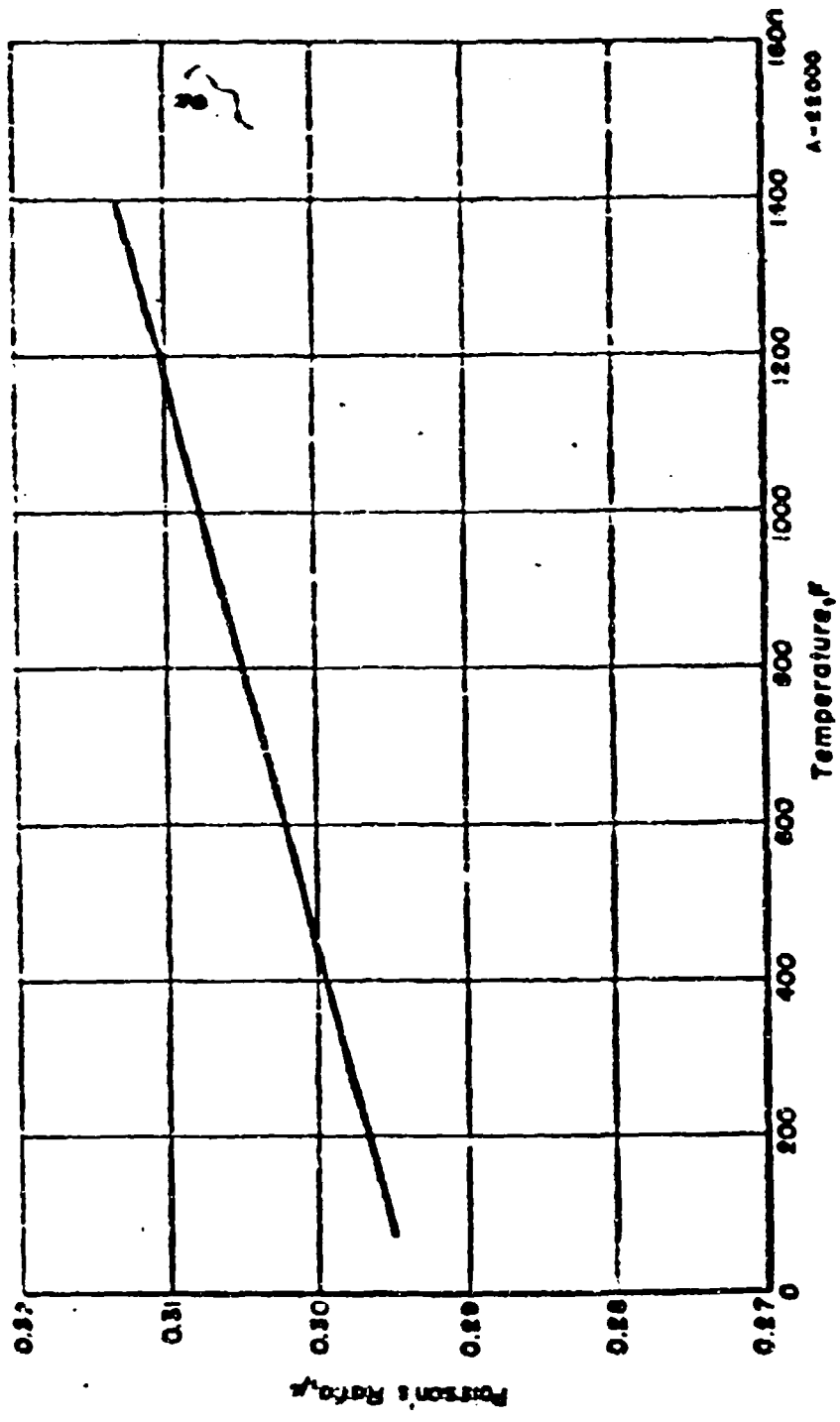



FIGURE 246. EFFECT OF ELEVATED TEMPERATURE ON POISSON'S RATIO (μ) FOR INCONEL "X"



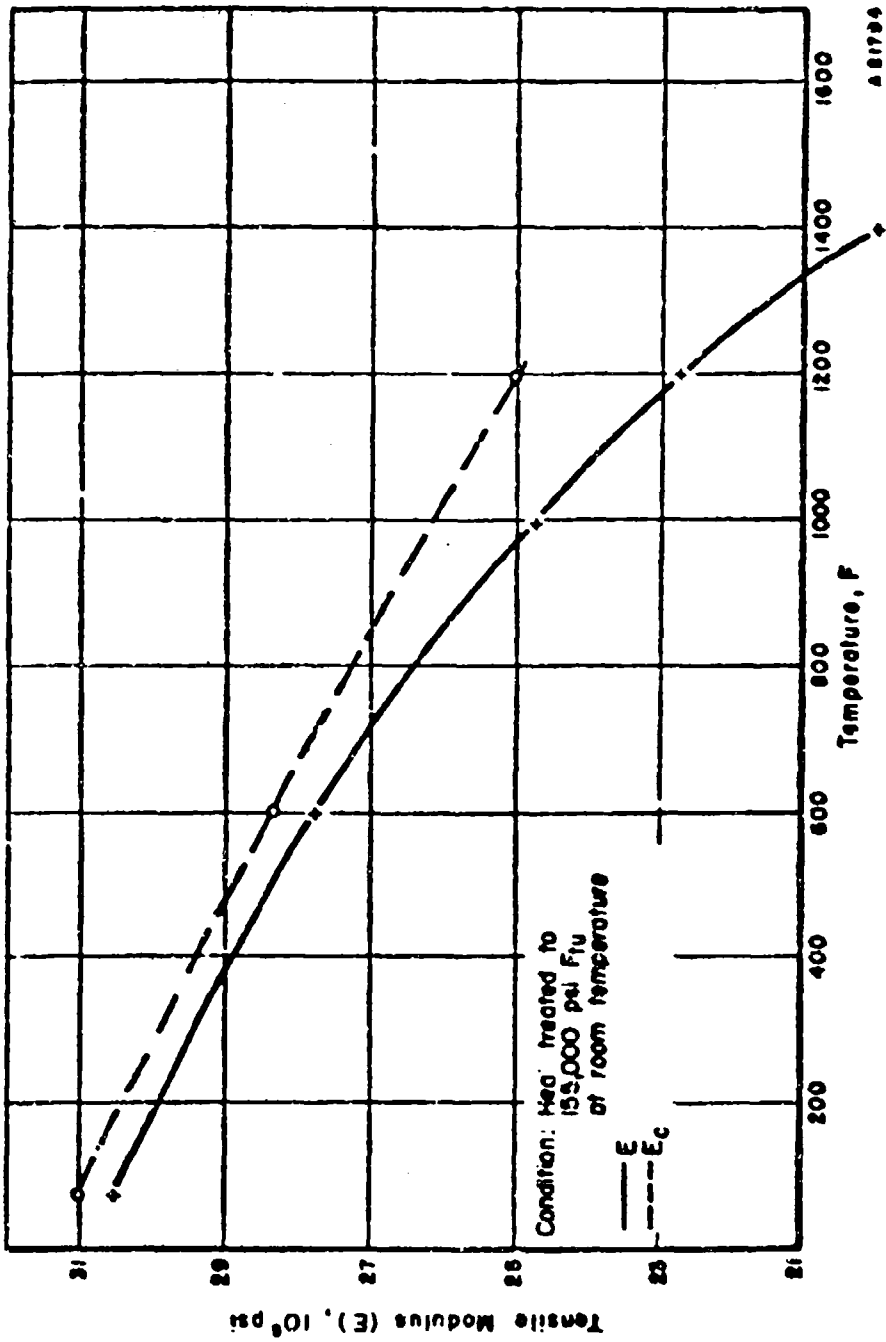


FIGURE 227. TENSILE AND COMPRESSIVE MODULI (E AND E_c) OF INCONEL "X" AT ELEVATED TEMPERATURE

Ref. 207.

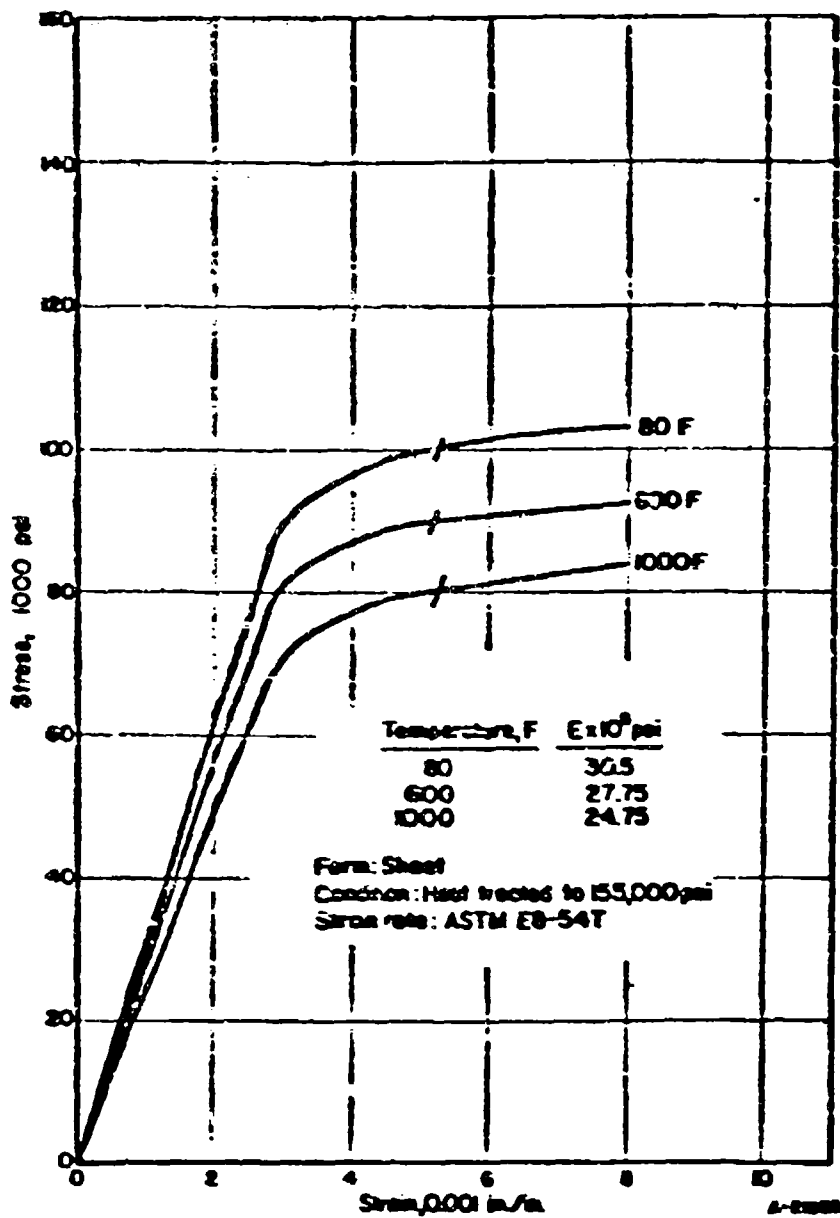


FIGURE 238. TENSILE STRESS-STRAIN CURVES FOR INCONEL "X" AT ROOM AND ELEVATED TEMPERATURE

ML-N-7786A (ASG)

Rev. 257, p 9-2-7-4

WASCO RE 83-030 PL 5

251

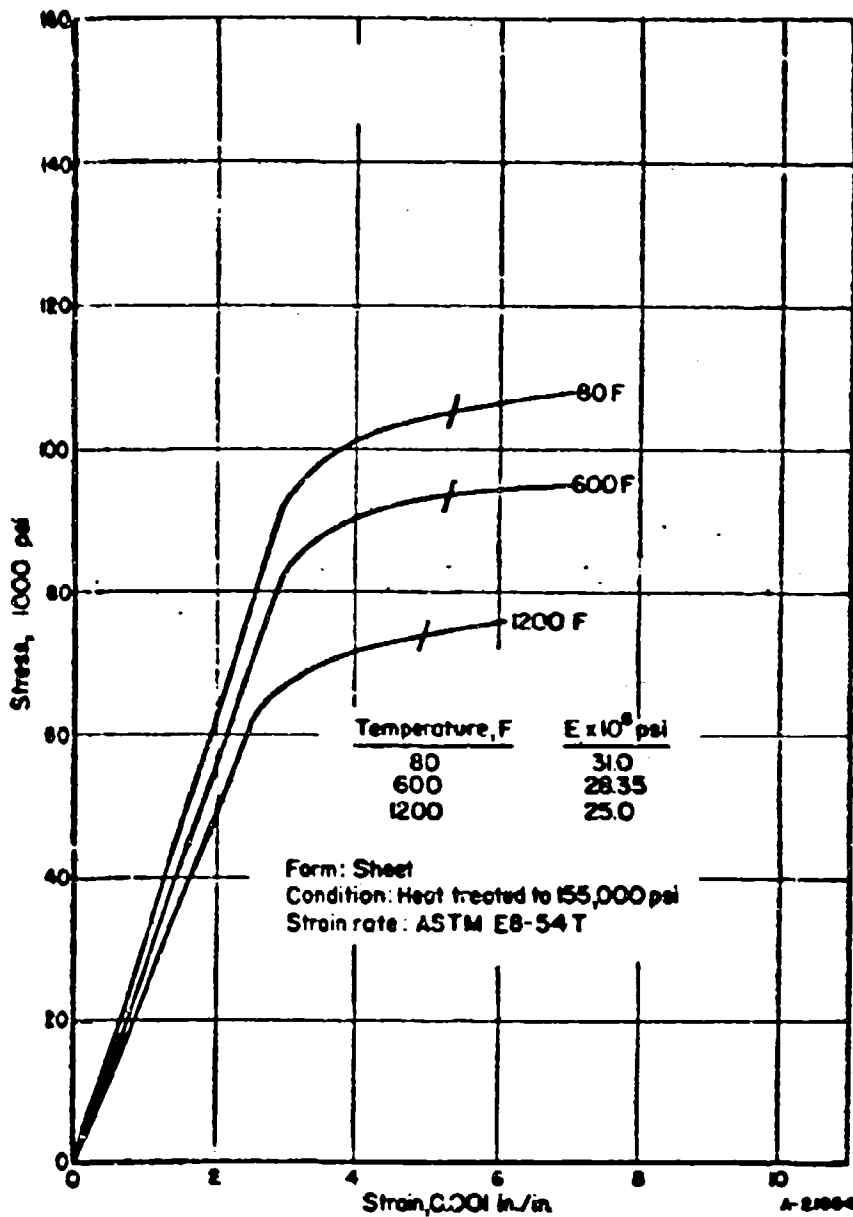


FIGURE 229. COMPRESSIVE STRESS-STRAIN CURVES FOR INCONEL "X" AT ROOM AND ELEVATED TEMPERATURE

MIL-N-7786A (ASG)
 Ref. 207, p 9-2-7-2.
 WADC TR 55-150 Pt 5 252

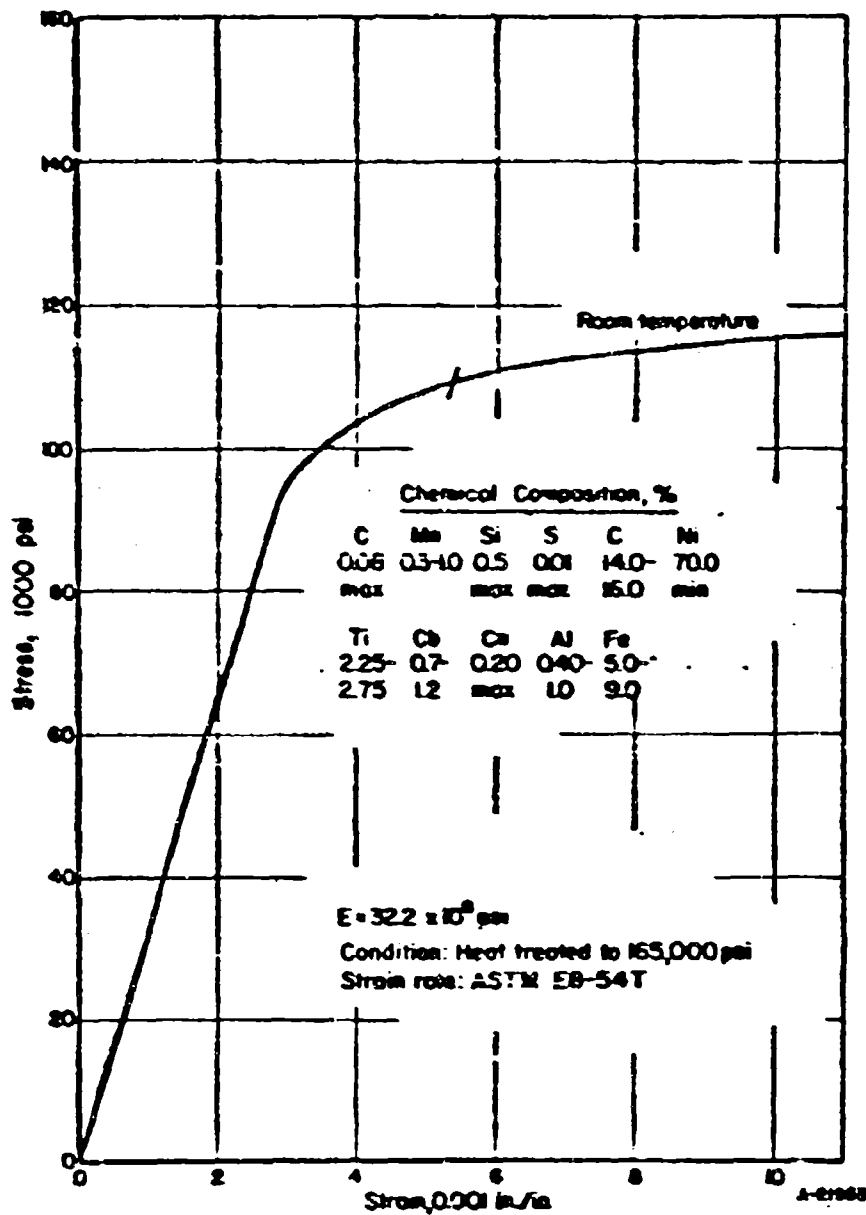


FIGURE 230. TENSILE STRESS-STRAIN CURVE FOR INCONEL "X" AT ROOM TEMPERATURE

Ref. 207, 1-9-2-7.

STAINLESS "W" ALLOY

Stainless "W" is a ferritic-type stainless steel. Because of additions of titanium and aluminum, the steel responds to a precipitation-hardening heat treatment for increased strength and hardness. The nominal composition of Stainless "W" is shown in Table 19.

TABLE 19. NOMINAL CHEMICAL
COMPOSITION OF
STAINLESS "W"
ALLOY

Element	Weight Per Cent
Carbon	0.07
Manganese	0.50
Silicon	0.50
Nickel	7.00
Chromium	17.00
Titanium	0.70
Aluminum	0.20
Iron	Balance

Heat-treating procedures are summarized as follows: (1) to solution anneal, air cool from temperatures within the range of 1200 to 2000 F (usually 1850 to 1950 F for 15 to 30 minutes); (2) to precipitation harden, heat to a temperature of 800 to 1200 F and water quench or air cool. Ultimate mechanical properties depend on holding time and temperature of precipitation hardening. Water quenching from the aging temperature produces higher strength properties.

The short-time, elevated-temperature properties of Stainless "W" are shown in the following curves:

- (1) Tensile properties, Figures 231 through 234.
- (2) Poisson's ratio, Figure 235.
- (3) Modulus of elasticity, Figure 236.
- (4) Stress-strain curves, Figures 237 through 240.

Shear, bearing, and compressive properties and stress-strain curves at elevated temperature are lacking for Stainless "W" alloy.

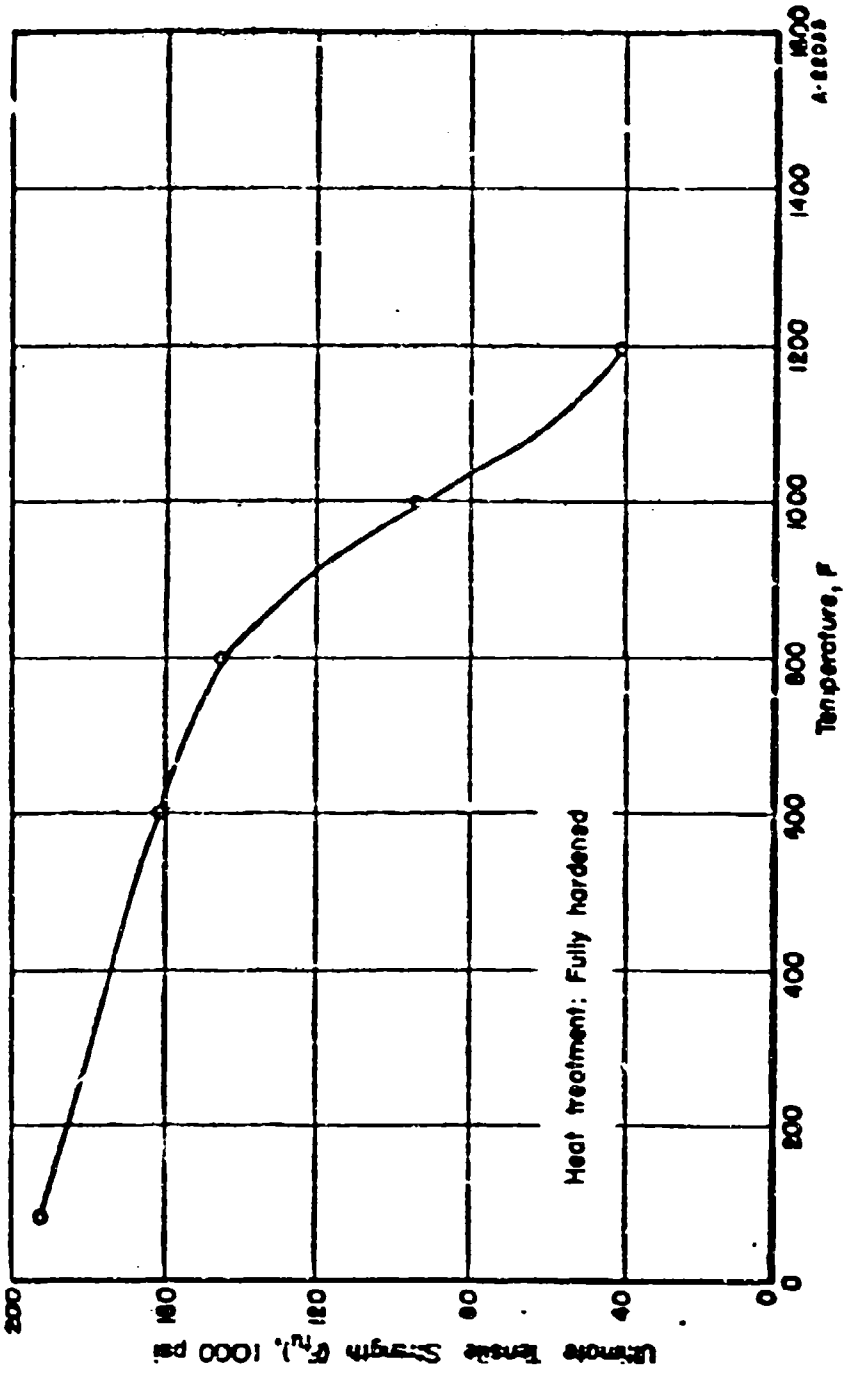


FIGURE 231. TENSILE STRENGTH (F_{tu}) OF STAINLESS "W" ALLOY AT ELEVATED TEMPERATURE

Ref. 359.

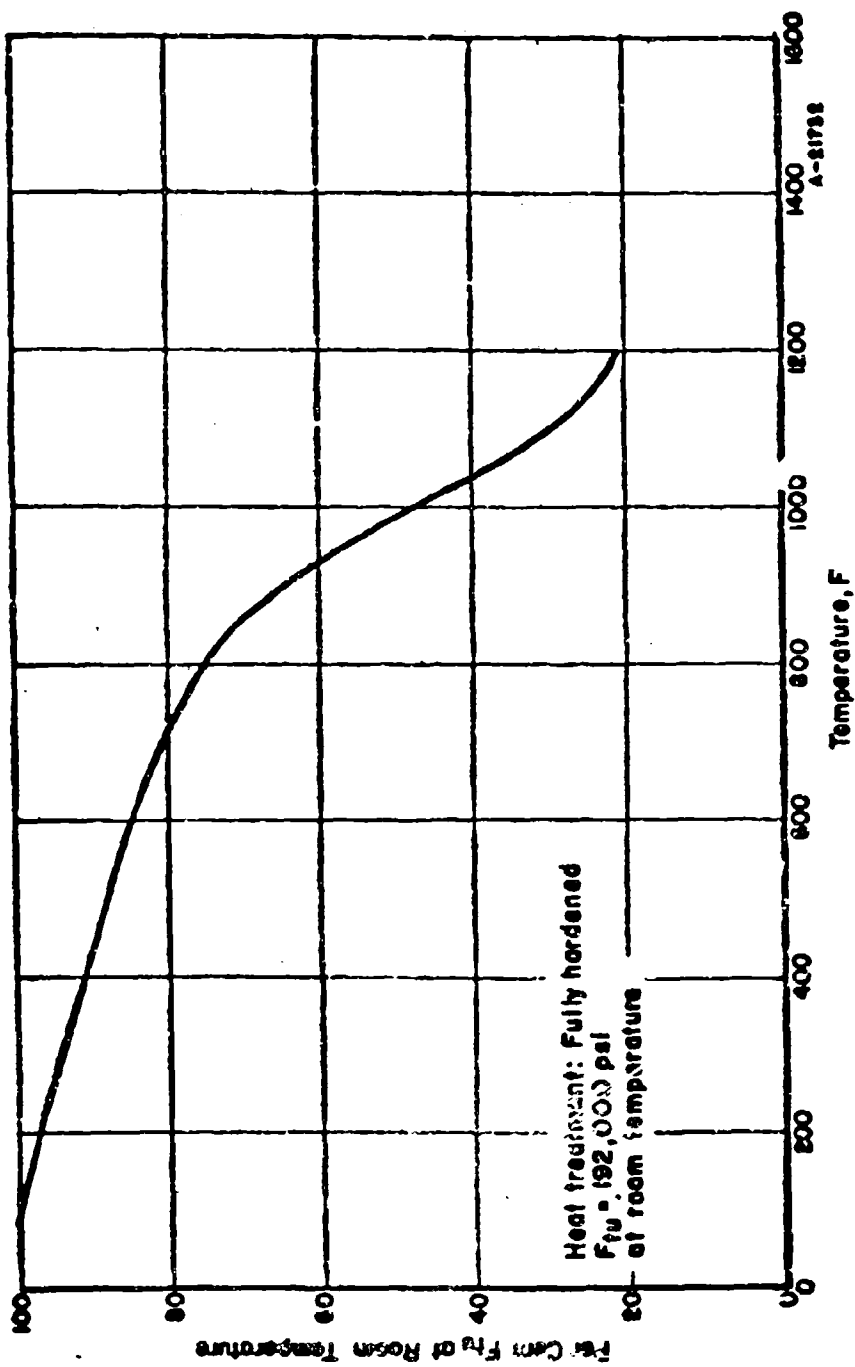


FIGURE 232. DESIGN CURVE FOR TENSILE STRENGTH (F_{tu}) OF STAINLESS "W" ALLOY AT ELEVATED TEMPERATURE

Ref. 358.

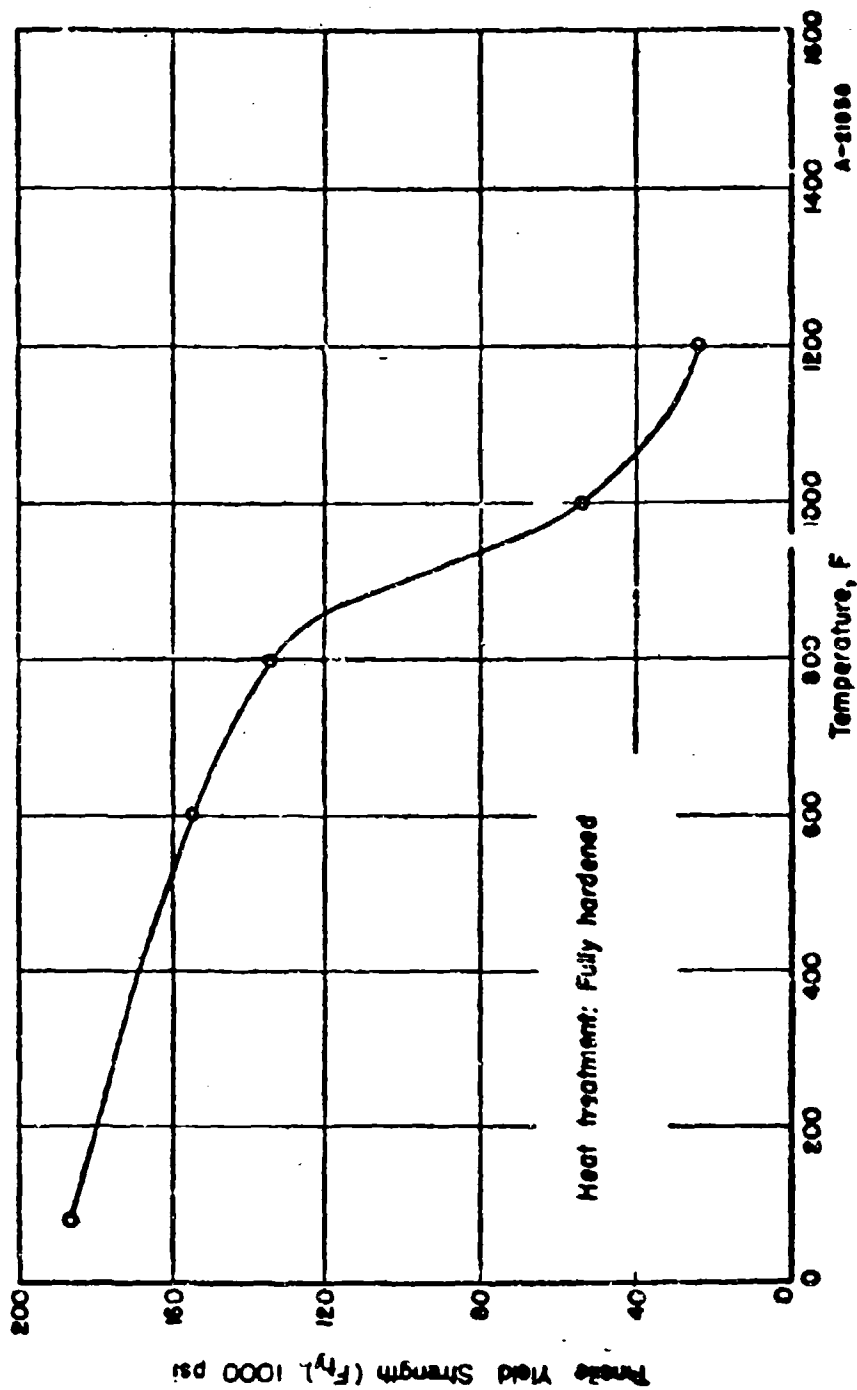



FIGURE 233. TENSILE YIELD STRENGTH (F_y) OF STAINLESS "W" ALLOY AT ELEVATED TEMPERATURE

Ref. 358.



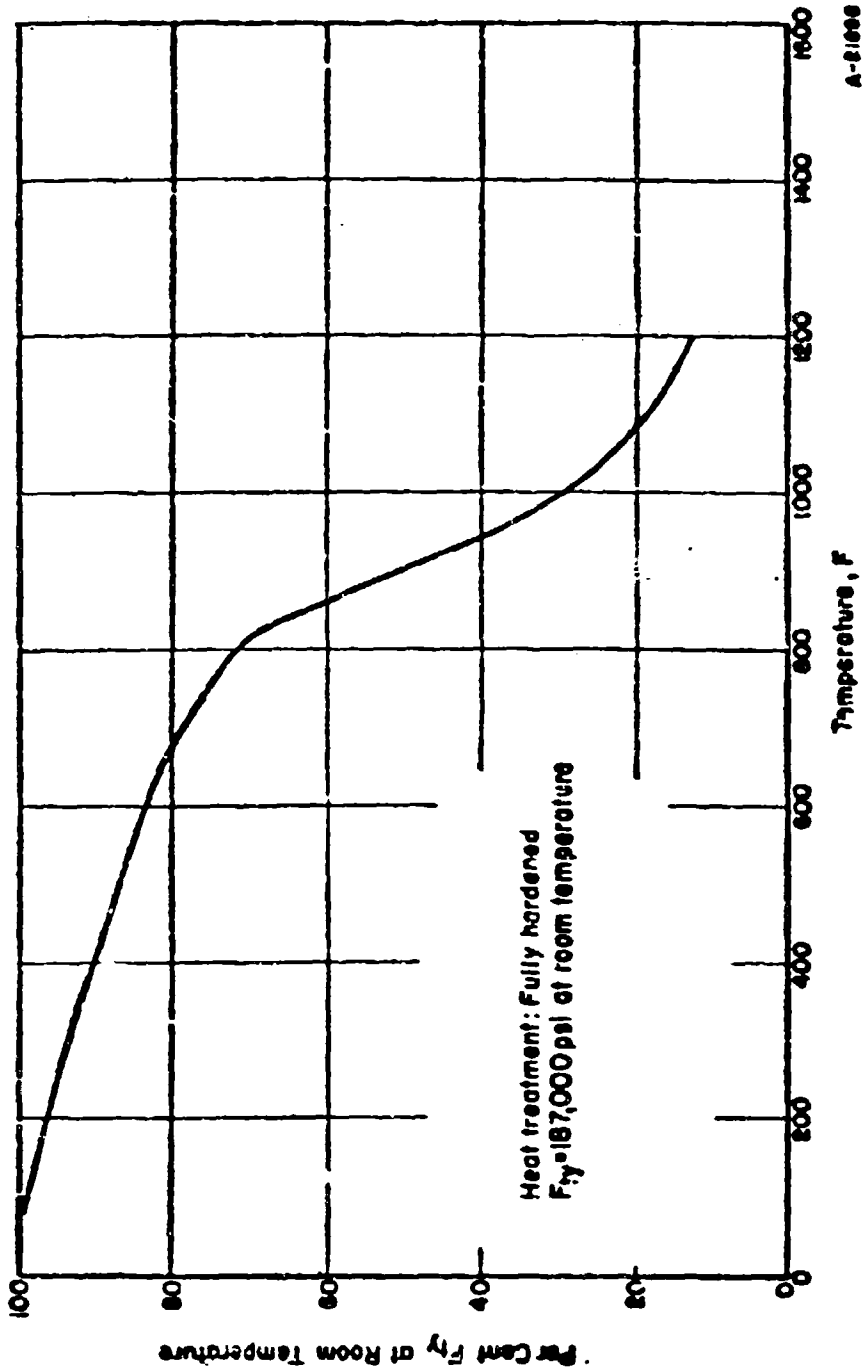



FIGURE 234. DESIGN CURVE FOR TENSILE YIELD STRENGTH (F_y) OF STAINLESS "W" ALLOY AT ELEVATED TEMPERATURE
Ref. 358.



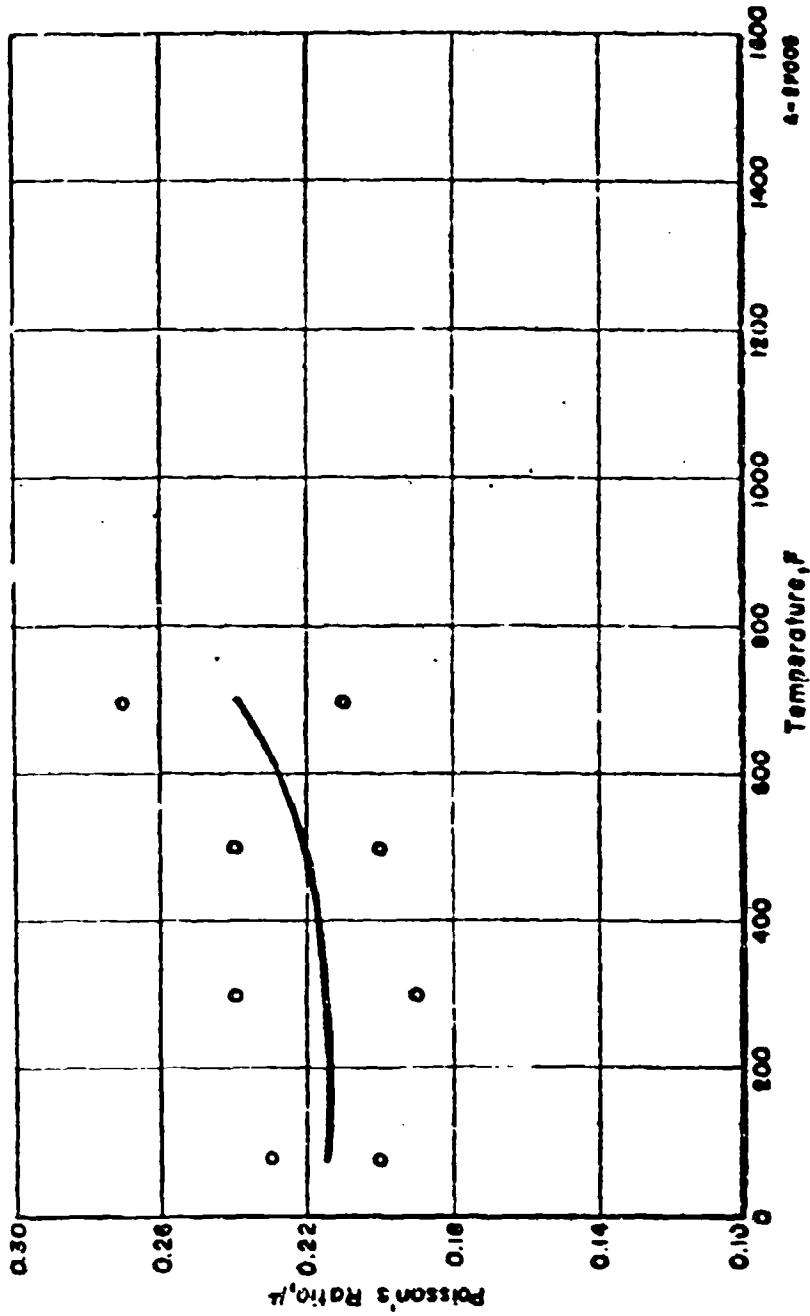

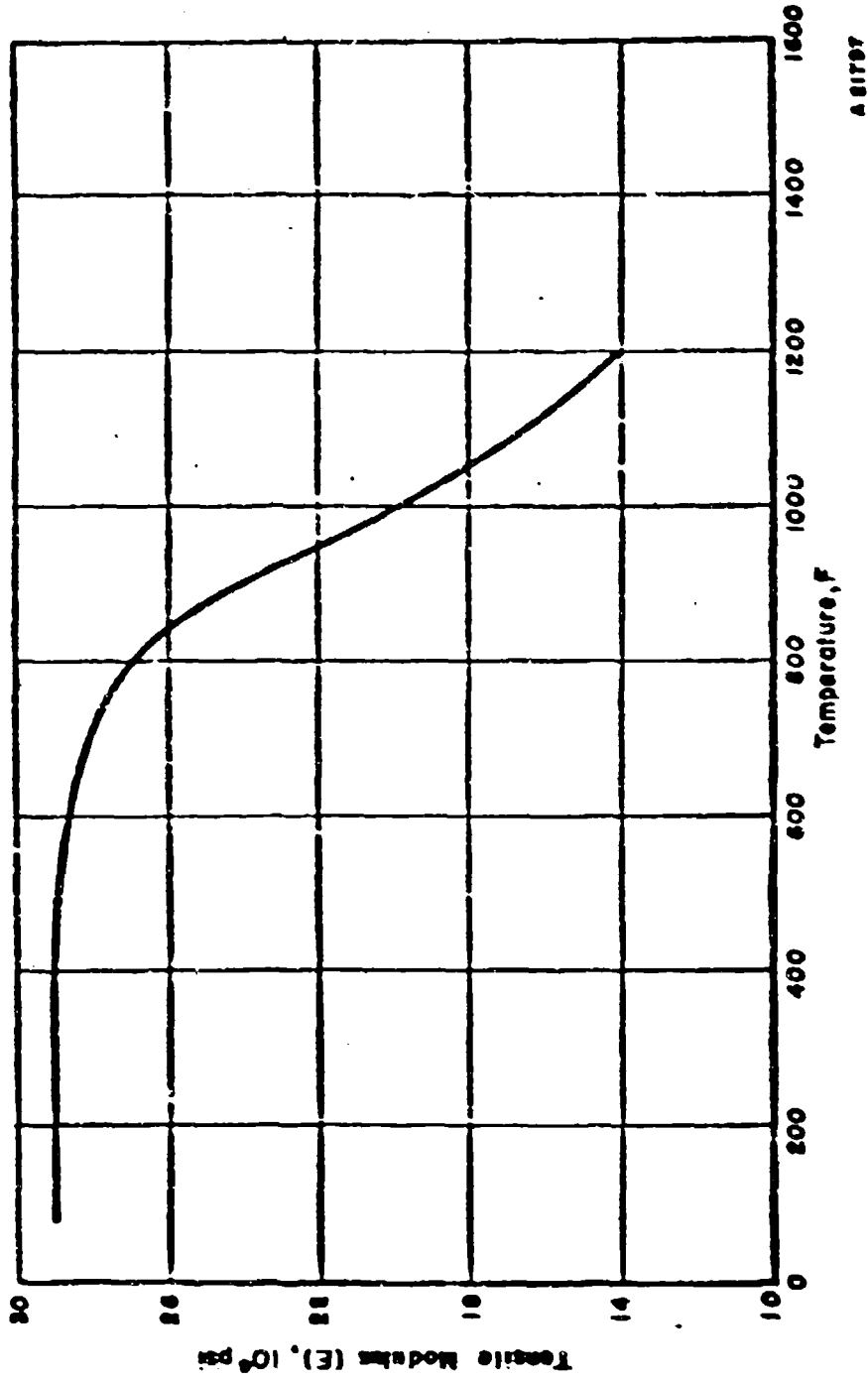


FIGURE 235. EFFECT OF ELEVATED TEMPERATURE ON POISSON'S RATIO (μ) OF STAINLESS "W" ALLOY

Ref. 358.





A 81797

FIGURE 236. TENSILE MODULUS (E) OF STAINLESS "W" ALLOY AT ELEVATED TEMPERATURE

Ref. 358.

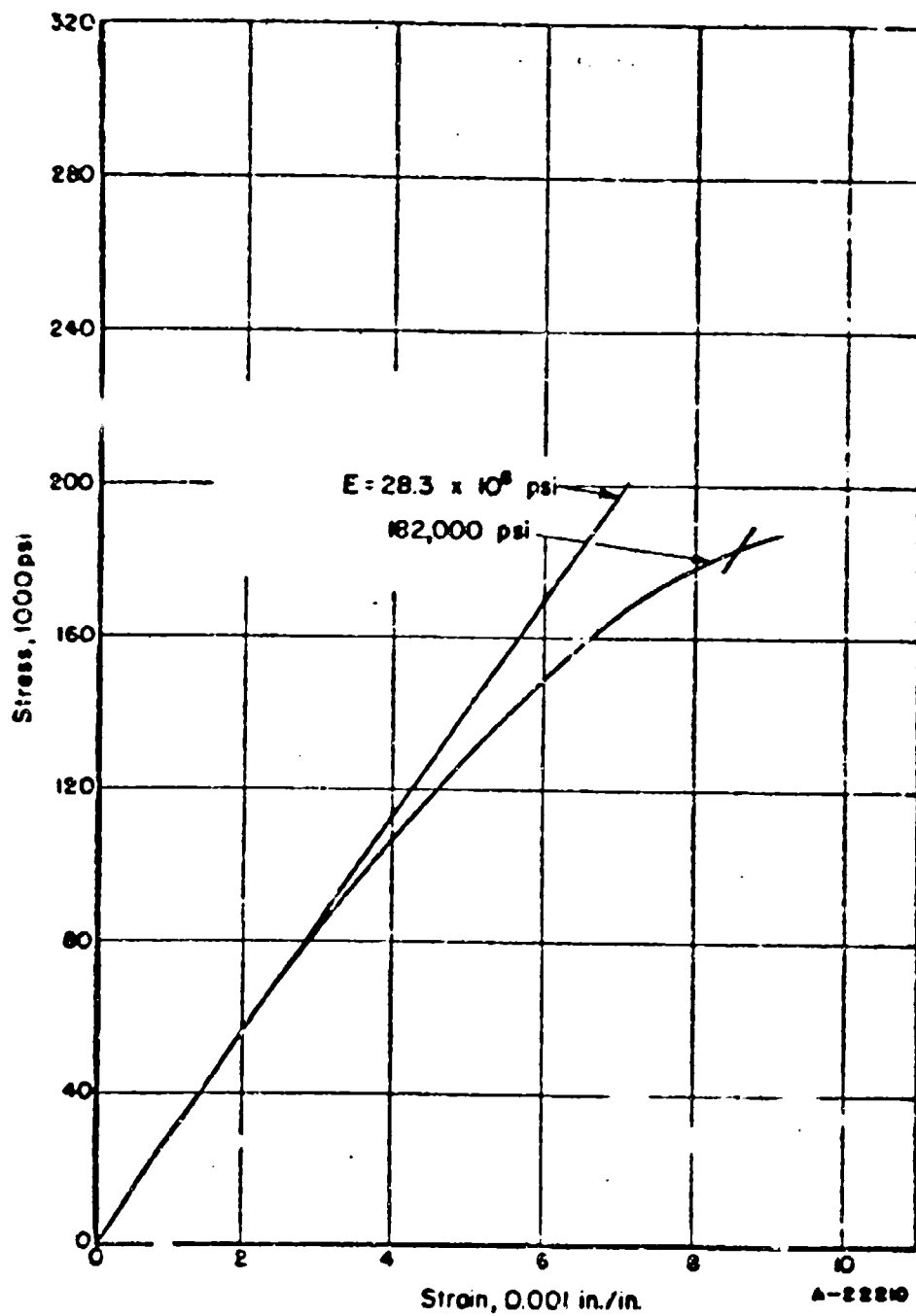


FIGURE 237. TENSILE STRESS-STRAIN CURVE FOR STAINLESS
 STEEL ALLOY AT ROOM TEMPERATURE
 (LONGITUDINAL PROPERTY)

Ref. 358.

4

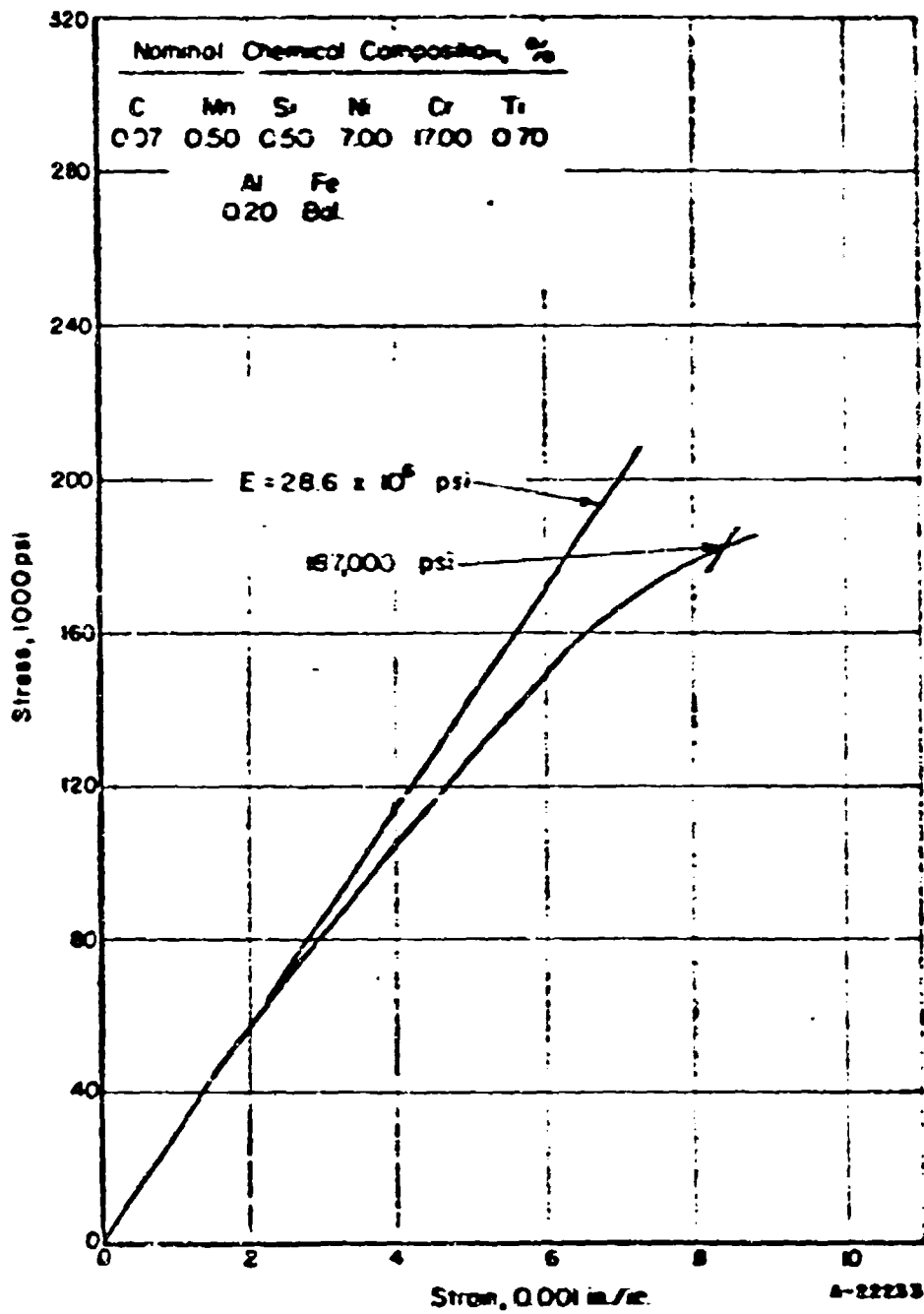


FIGURE 238. TENSILE STRESS-STRAIN CURVE FOR STAINLESS "W" ALLOY AT ROOM TEMPERATURE (TRANSVERSE PROPERTY)

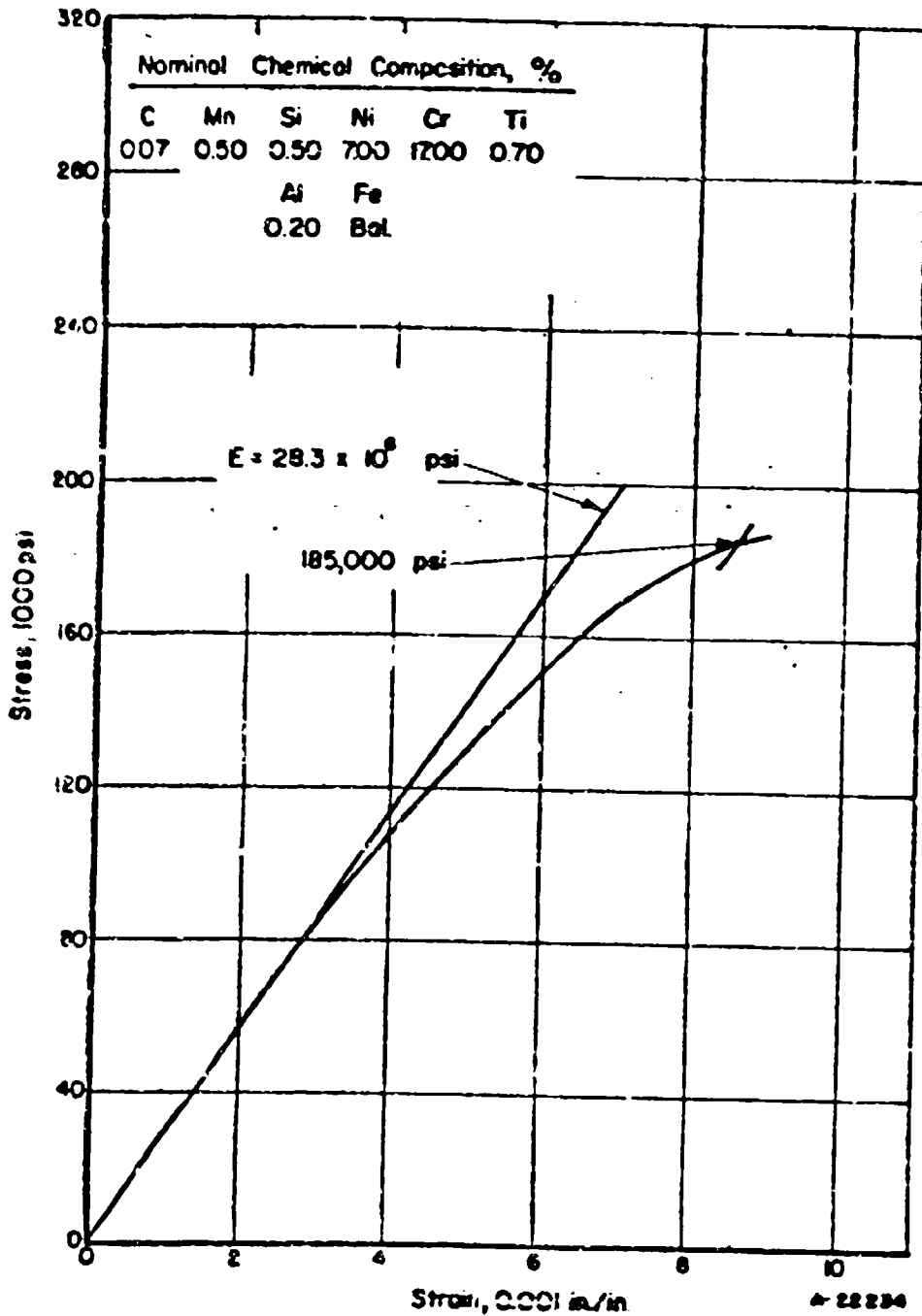


FIGURE 206. COMPRESSIVE STRESS-STRAIN CURVE FOR STAINLESS "W" ALLOY AT ROOM TEMPERATURE (LONGITUDINAL PROPERTY)

Re'l. 385.

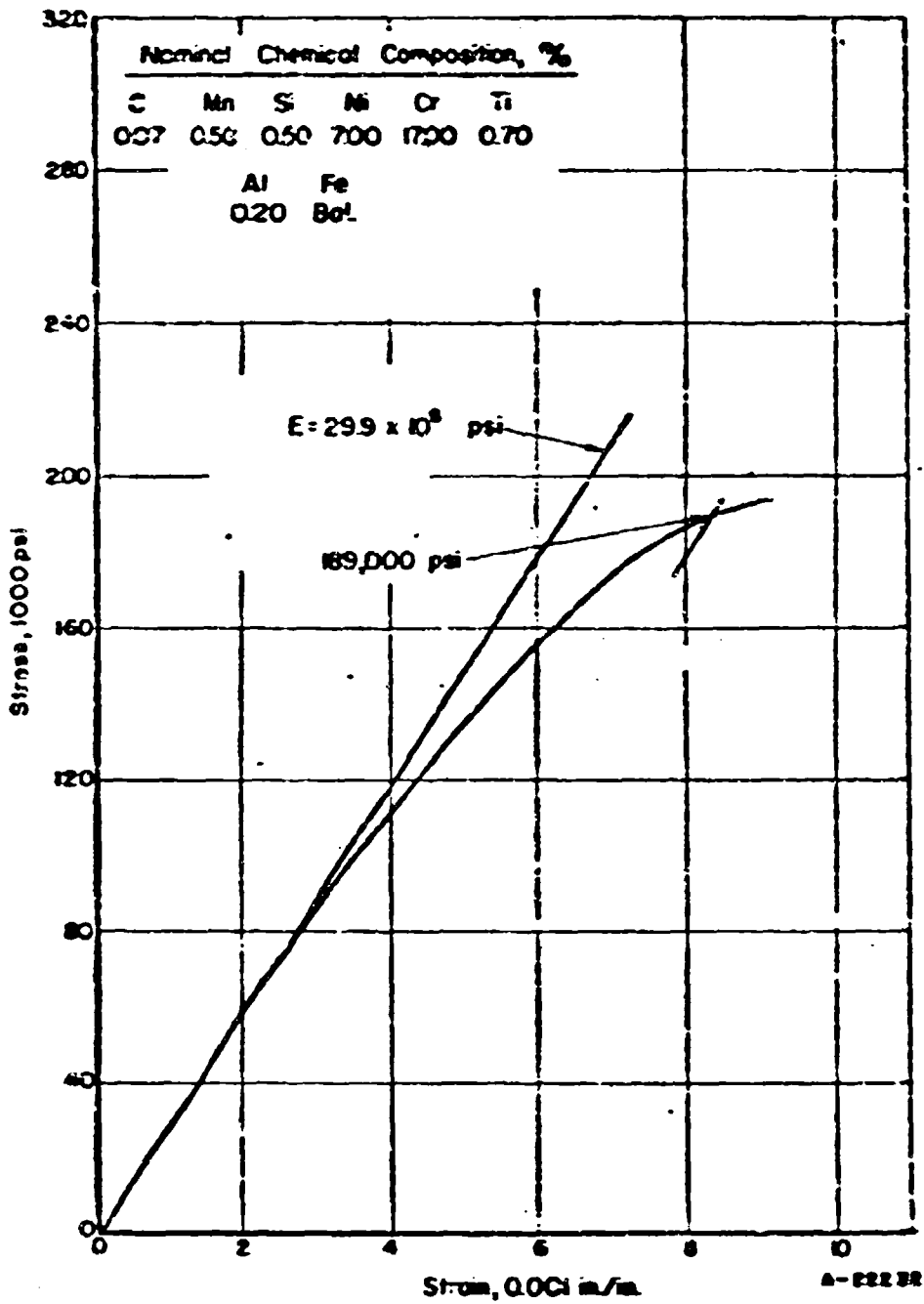


FIGURE 240. COMPRESSIVE STRESS-STRAIN CURVE FOR STAINLESS "V" ALLOY AT ROOM TEMPERATURE (TRANSVERSE PROPERTY)


Ref. 385.
WADC TR 55-150 Pt 5

APPENDIX I

MATERIAL COMPARISON CURVES

For convenience, the following curves have been plotted to show the relative strengths of the various alloys discussed in this report.

	<u>Page</u>
Figure 241. Comparison of Tensile Strengths (F_{tu}) of Stainless Steels and Super Alloys at Elevated Temperature	266
Figure 242. Comparison of Tensile Strengths (F_{tu}) of Precipitation Hardenable Stainless Steels at Elevated Temperature	267
Figure 243. Comparison of Tensile Strengths (F_{tu}) of AM-350 Stainless Steel at Elevated Temperature	268
Figure 244. Comparison of Tensile Strength (F_{tu}) of 19-9DL Stainless Steel at Elevated Temperature	269
Figure 245. Comparison of Compressive Yield Strengths (F_{cy}) of Stainless Steels and Super Alloys at Elevated Temperature	270
Figure 246. Comparison of Bearing Strengths (F_{bru}) of Stainless Steels at Elevated Temperature	271
Figure 247. Comparison of Shear Strengths (F_{su}) of Stainless Steels at Elevated Temperature	272



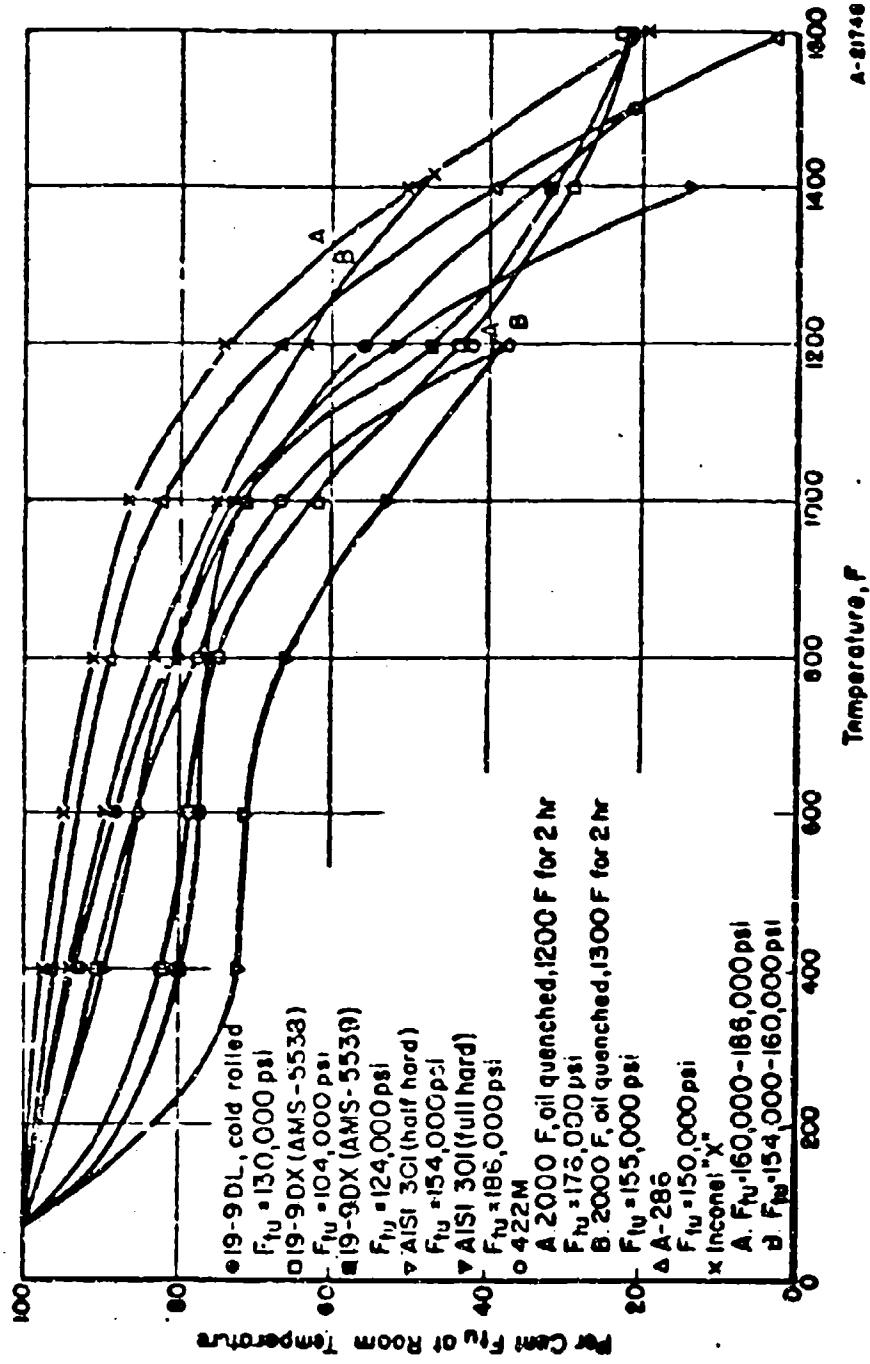


FIGURE 241. COMPARISON OF TENSILE STRENGTHS (F_T) OF STAINLESS STEELS AND SUPER ALLOYS AT ELEVATED TEMPERATURE

A-21746

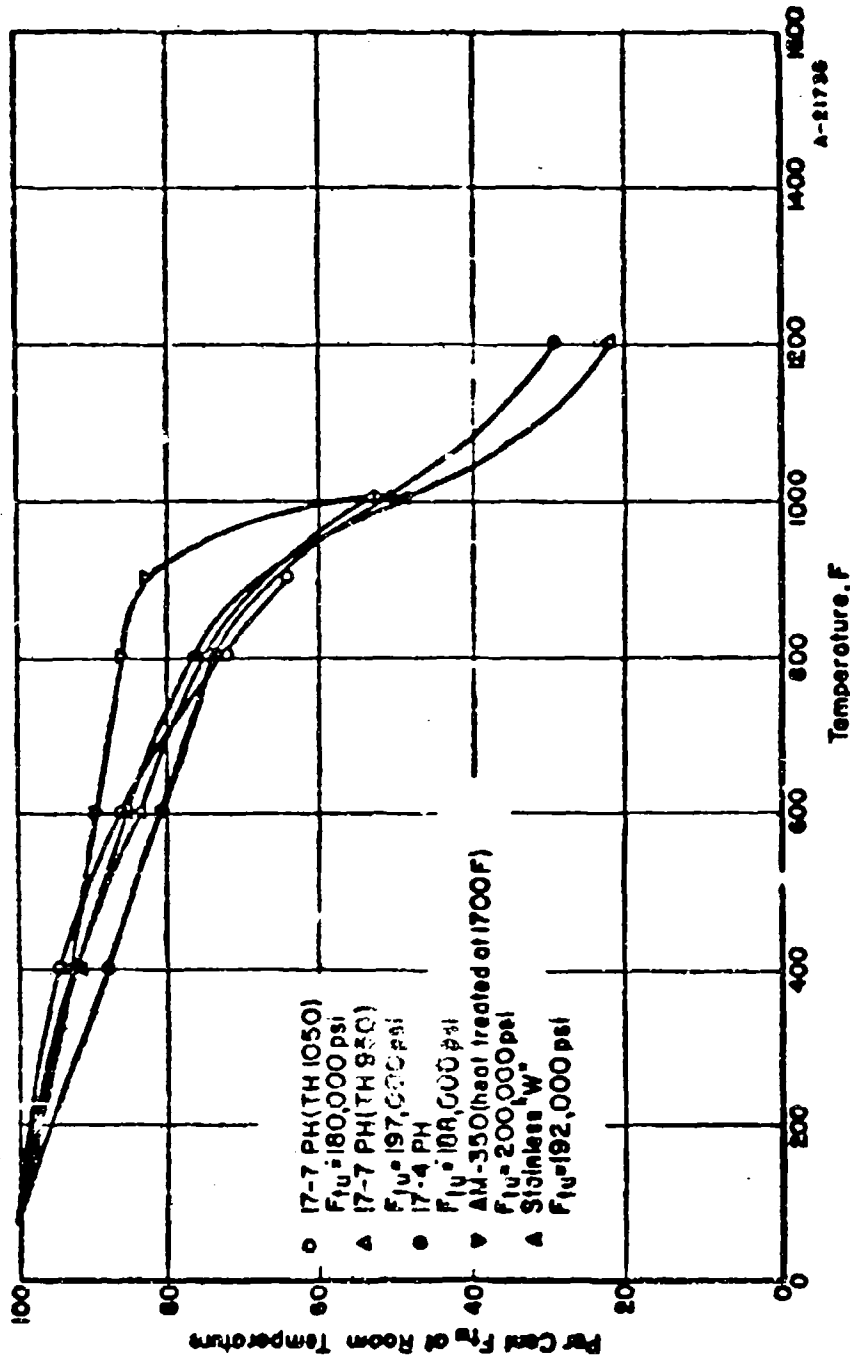



FIGURE 24.1. COMPARISON OF TENSILE STRENGTHS (F_{tu}) OF PRECIPITATION-HARDENABLE STAINLESS STEELS AT ELEVATED TEMPERATURE



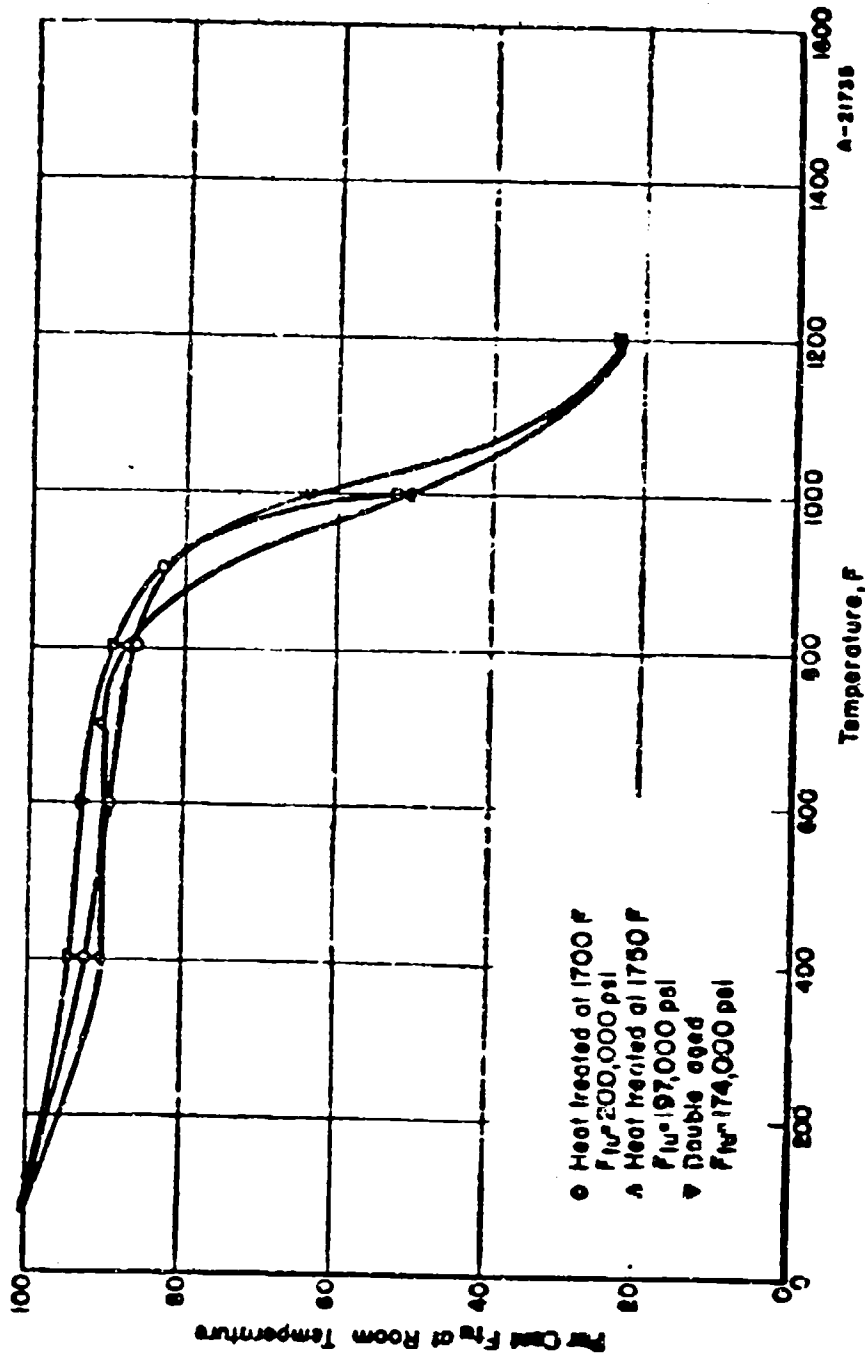


FIGURE 243. COMPARISON OF TENSILE STRENGTHS (F_{T}) OF AM-350 STAINLESS STEEL AT ELEVATED TEMPERATURE

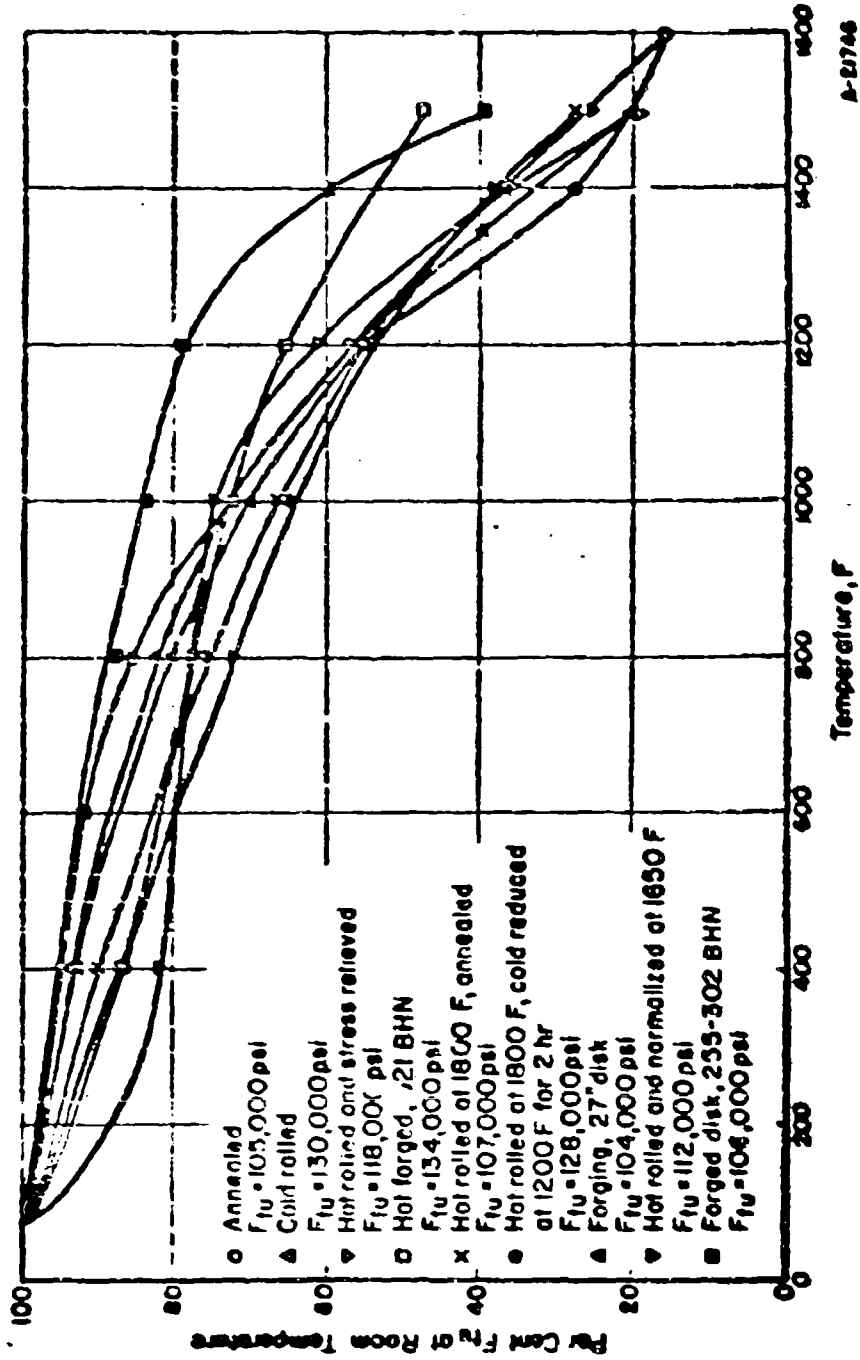


FIGURE 244. COMPARISON OF TENSILE STRENGTHS (F_{tu}) OF 19-9DL STAINLESS STEEL AT ELEVATED TEMPERATURE

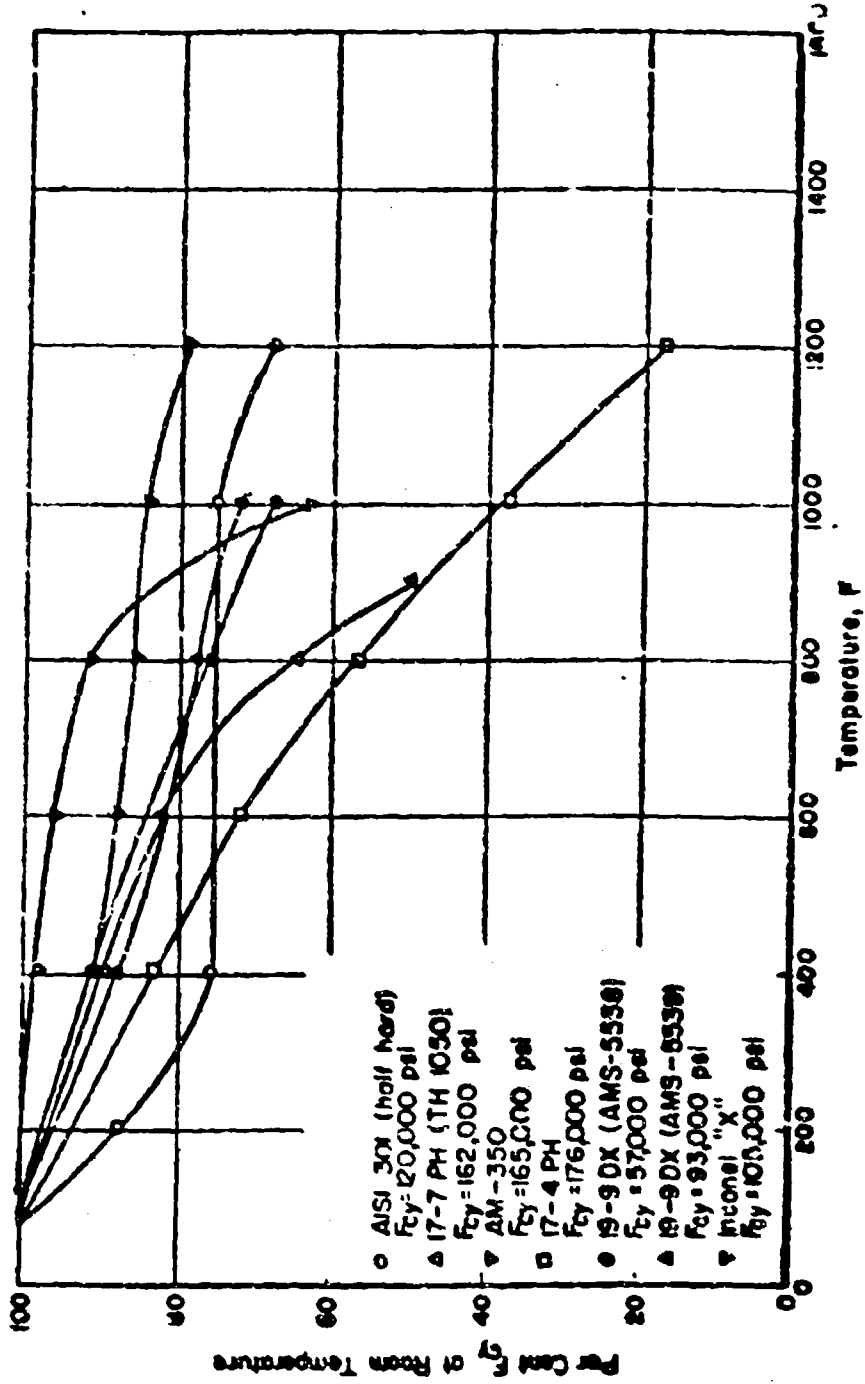


FIGURE 245. COMPARISON OF COMPRESSIVE YIELD STRENGTHS (F_{cy}) OF STAINLESS STEELS AND SUPER ALLOYS AT ELEVATED TEMPERATURE

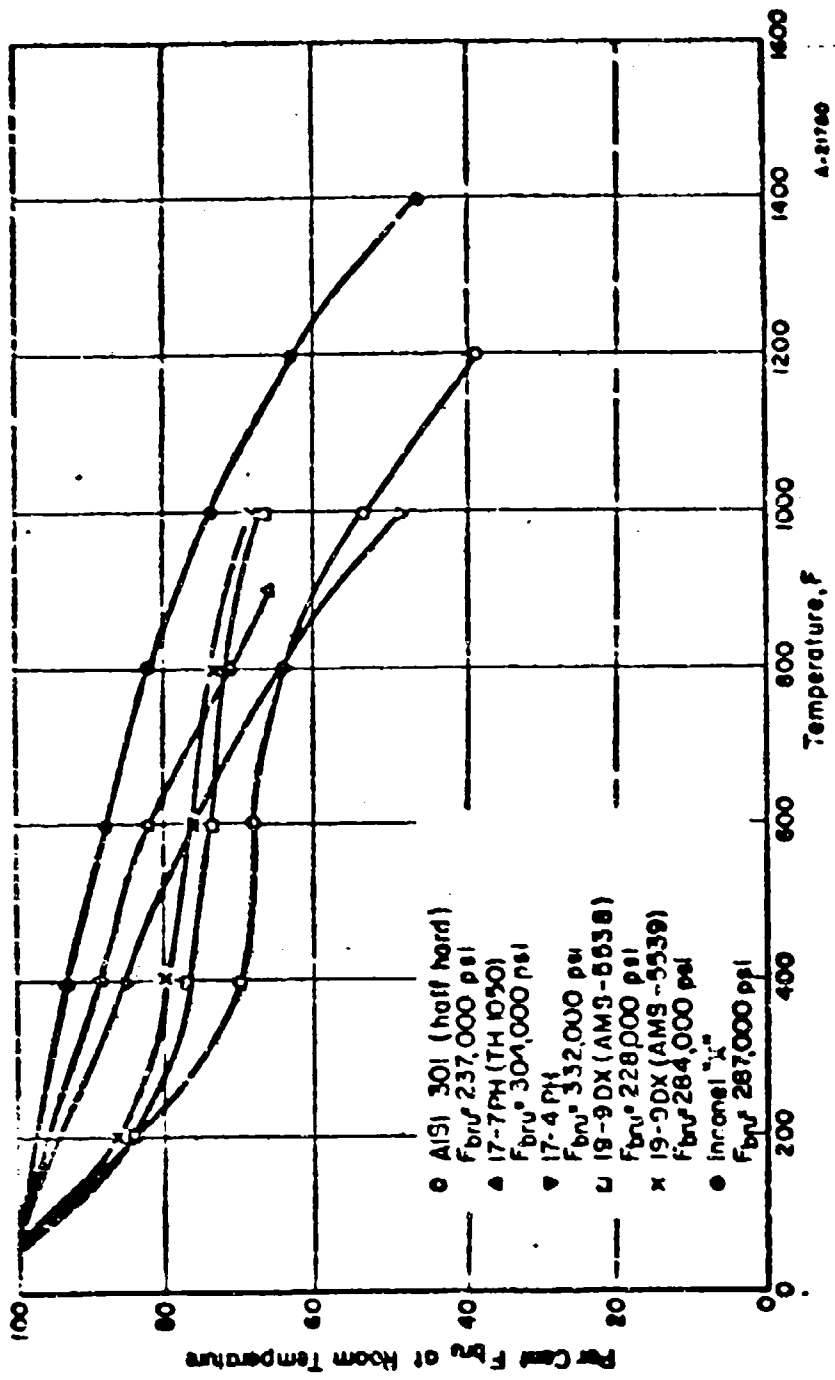


FIGURE 246. COMPARISON OF BEARING STRENGTHS (F_{b-u}) OF STAINLESS STEELS AT ELEVATED TEMPERATURE

A-21760

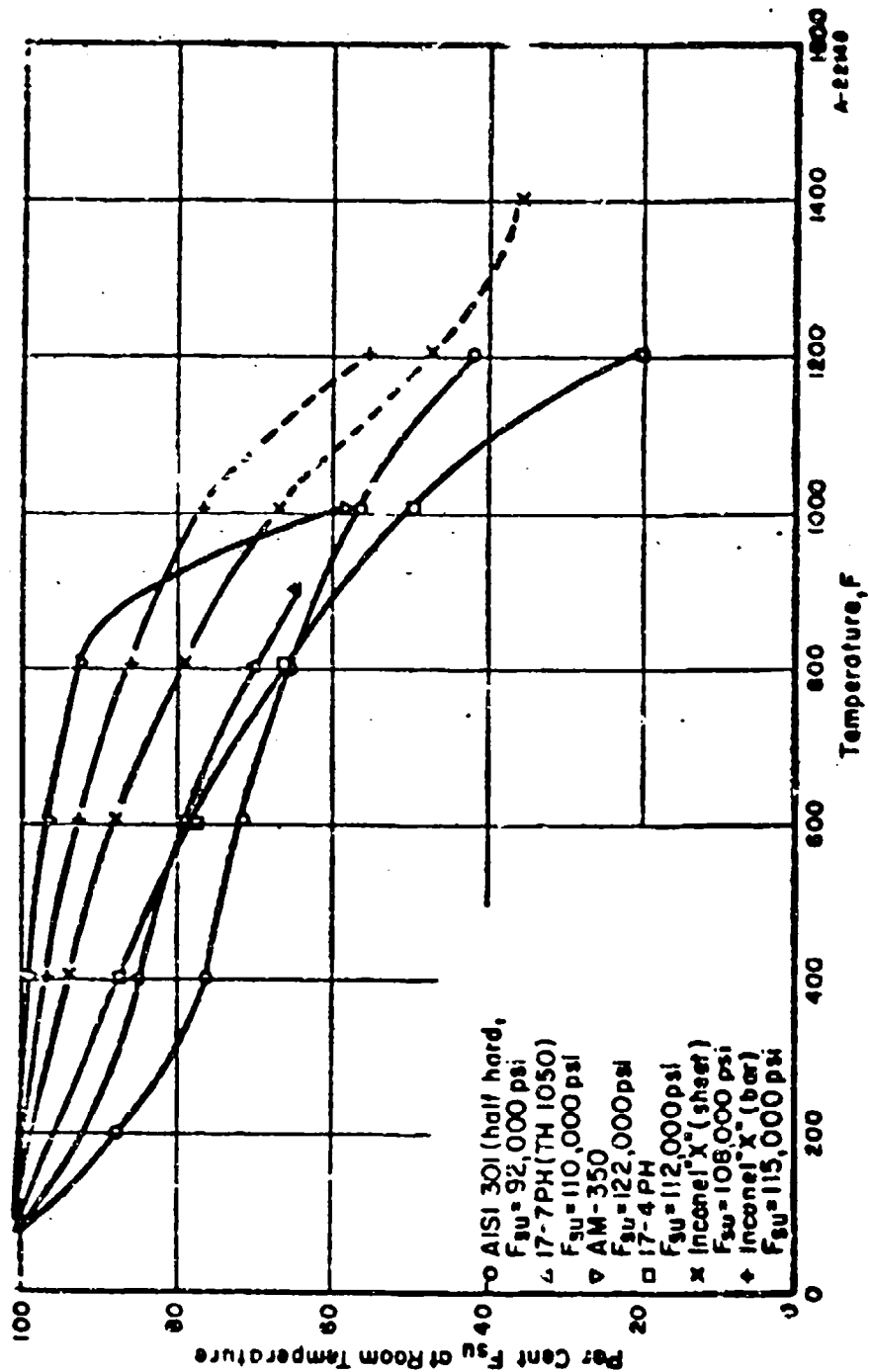


FIGURE 247. COMPARISON OF SHEAR STRENGTHS (F_{su}) OF STAINLESS STEELS AT ELEVATED TEMPERATURE

APPENDIX II

BIBLIOGRAPHY

- (1) Clark, F. H., Metals at High Temperature, Reinhold, New York (1950), 372 pages.
- (2) "Stainless and Heat-Resisting Steels", Steel Products Manual Section 24, AISI (February, 1949), 142 pages.
- (3) Franks, R., and Binder, W. O., "Tension and Compression Stress-Strain Characteristics of Cold-Rolled Austenitic Chromium-Nickel and Chromium-Manganese-Nickel Stainless Steels", Journal of the Aeronautical Sciences, Vol 9, 1941-1942, pages 419-436.
- (4) Data compiled by the Subcommittee on Wrought Heat-Resisting Alloys at the American Society for Metals, Cleveland, Ohio.
- (5) Franks, Russell, and LaQue, Francis L., "Data on Chemical Composition, Physical and Mechanical Properties of Wrought Corrosion Resisting and Heat-Resisting Chromium-Nickel Steels", ASTM Committee A-10 on Iron-Chromium, Iron-Chromium-Nickel, and Related Alloys, 1942, 43 pages.
- (6) "Steels for Elevated Temperature Service", United States Steel Corporation, 1942, 87 pages.
- (7) Franks, R., Juppenlatz, J. W., Krivobok, V. N., LaQue, F. L., Peters, F. P., and Schoefer, E. A., "Data on Corrosion and Heat-Resisting Steels and Alloys - Wrought and Cast", ASTM Committee A-10 Report, Special Technical Publication 52A, May 1950, 79 pages.
- (8) Metals Handbook, Edited by T. Lyman, 1948 Edition, American Society for Metals, Cleveland (1948), 1444 pages.
- (9) "Stainless Croloys", Babcock and Wilcox Company, Technical Bulletin 1B (1951), Beaver Falls, Pa.
- (10) "Alloy Digest", Engineering Alloys Digest, Inc., Upper Mountclair, New Jersey, 1953-1957.
- (11) Simmons, Ward F., et al., "Compilation of Compositions and Strengths of Super-Strength Alloys", ASTM Special Technical Publication No. 170 (1955).

- (12) "Republic Enduro Stainless Steels", Republic Steel Corporation, Cleveland (1951).
- (13) Thum, E. E., Book of Stainless Steels, American Society for Metals, Cleveland (1935).
- (14) "Working Data for Stainless and Heat Resisting Steels", Carpenter Steel Company (1952), Reading, Pa.
- (15) Miller, R. F., and Herger, J. J., "The Strength of Wrought Steels at Elevated Temperature", ASTM STP 100 (March, 1950). Same as Reference 26.
- (16) Seager, M. H., and Nortcliffe, J., "Influence of Temperature on Modulus of Elasticity of Plain Carbon and Alloy Steels", Journal of the Iron and Steel Institute (London), Vol 147, 1943, pages 103P-119P.
- (17) Roberts, M. H., and Nortcliffe, J., "Measurements of Young's Modulus at High Temperatures", Journal of the Iron and Steel Institute (London), Vol 157, Part 3, November 1947, pages 345-348.
- (18) Metals Handbook Supplement, American Society for Metals, Cleveland (July 15, 1954).
- (19) Scott, H., and Gordon, R. B., "Precipitation Hardened Alloys for Gas Turbine Service, II", ASME Transactions, Vol 60, 1947, pages 583-593.
- (20) "Structural Development Note No. 17, Elevated Temperature Design Criteria - Structural Metals and Alloys", Boeing Airplane Company, Report No. D-14715, Seattle (December 4, 1954).
- (21) Cross, H. C., and Simmons, W. F., "Heat-Resisting Metals for Gas Turbine Parts", ASTM Symposium on Materials for Gas Turbines (June, 1946).
- (22) Freeman, J. W., Reynolds, E. E., and White, A. E., "High-Temperature Alloys Developed for Aircraft Turbosuperchargers and Gas Turbines", ASTM Symposium on Materials for Gas Turbines, pp 52-79, Disc. p. 121, Phil. (1946).
- (23) Grant, N. J., Frederickson, A. F., and Taylor, M. E., "Heat-Resistant Alloys From 1200 to 1800 F", Research Memo No. 3-47, Navships 250-330-12 (September 1, 1947).
- (24) Grant, N. J., Frederickson, A. F., and Taylor, M. E., "Heat-Resistant Alloys From 1200 to 1800 F", Iron Age, Vol 161, March 18, pages 73-78, April 8, pages 75-81, and April 15, 1948, pages 84-93.

- (36) Craighhead, C. M., Eastwood, L. W., and Long, C. H. (Battelle Memorial Institute), "An Appraisal of the Usefulness of Aluminum Alloys for Supersonic Aircraft and Guided Missile Construction", Project Rand, Report No. R 164 (August, 1948).
- (37) Preston, D., "Exploratory Investigation of High Temperature Sheet Materials", American Society for Testing Materials, Proceedings, Vol 52, 1952, pages 962-966.
- (38) Guarnieri, Yerkovitch (Cornell Aeronautical Labs), "Jet Engine Materials", Progress Report No. KB-511-M-3, WADC Contract No. AF 33(616)-42.
- (39) Trapp, W. J., "Elevated Temperature Fatigue Properties of SAE 4340 Steel", WADC TR 52-325, 50 pages (December, 1952).
- (40) Newman, Jones, and Brown, "Time-Temperature Dependence of the Notch Effect and Influence of Notch Depth in Stress Rupture Tests on Cr-Mo-V Steel", American Society for Testing Materials, Vol 53, 1953, pages 677-692.
- (41) Miller, J., "Aid for High Temperature Designer", General Electric Corporation Review, Vol 55, November 1952, pages 51-53.
- (42) Freeman, Rote, and White (University of Michigan), "High Temperature Characteristics of 17 Alloys at 1200 and 1350 F", Allegheny Ludlum Steel Corporation Technical Data on A-286.
- (43) Freeman, J. W., Rote, F. B., and White, A. E., "High-Temperature Characteristics of 17 Alloys at 1200 and 1350 F", NACA, ARC No. 4622 (March, 1944).
- (44) "Symposium on Materials for Gas Turbines", American Society for Testing Materials (1946).
- (45) Lazan, B. J., and Westberg, E. (Syracuse University), "Properties of Temperature Resistant Materials Under Tensile and Compressive Fatigue Stresses", WADC TR 52-227 (November, 1952).
- (46) "Physical Constants of Some Commercial Steels" (British Standard EN Steels), Physics Division, National Physical Laboratory for Thermal Treatment Subcommittee of the Iron and Steel Institute (British), Butterworth Scientific Publications, London (1953).
- (47) Clark, C. L., "American Developments in Alloys for High Temperatures", Metal Progress, ASM, Vol 65, No. 1, January, 1954, pages 72-76.

- (48) Cross, H. C., McMaster, R. C., Simmons, W. F., and VanEcho, J. A., "Short-Time, High-Temperature Properties of Heat-Resisting Alloy Sheet", (Battelle Memorial Institute), Project Rand (February 27, 1948).
- (49) Simmons, W. F., VanEcho, J. A., and Cross, H. C., "Short-Time, High-Temperature Properties of Heat-Resisting Alloy Sheet" (Battelle Memorial Institute), Project Rand (December 15, 1948).
- (50) VanEcho, J., Page, L. C., Simmons, W. F., and Cross, H. C. (Battelle Memorial Institute). "Short-Time Creep Properties of Structural Sheet Materials for Aircraft and Missiles", USAF-ATSC Technical Report No. 6731, Part I (August, 1952).
- (51) VanEcho, J. A., Simmons, W. F., and Cross, H. C. (Battelle Memorial Institute), "Short-Time Creep Properties of Structural Sheet Materials for Aircraft and Missiles", USAF-ATSC Technical Report No. 6731, Part II (January, 1953).
- (52) VanEcho, J. A., Simmons, W. F., and Cross, H. C. (Battelle Memorial Institute), "Short-Time Creep Properties of Structural Sheet Materials for Aircraft and Missiles", USAF-ATSC Technical Report No. 6731, Part III (October, 1954).
- (53) Clauser, H. R., "Materials for High Temperature Service", Materials and Methods, Vol 39, April 1954, pages 117-132.
- (54) Woldman, N. E., Engineering Alloys, American Society for Metals, Cleveland (1954).
- (55) "Standardization H-1A - Supply and Logistics Handbook", U. S. Department of Defense, Office of the Assistant Secretary, Washington, D. C. (April 8, 1954).
- (56) Doerr, D. D., "Determination of Physical Properties of Ferrous and Nonferrous Structural Sheet Materials at Elevated Temperatures", Armour Research Foundation, AF Technical Report No. 6517, Part I, WADC-ARDC (December, 1951).
- (57) Doerr, D. D., "Determination of Physical Properties of Ferrous and Nonferrous Structural Sheet Materials at Elevated Temperatures", Armour Research Foundation, AF Technical Report No. 6517, Part II, WADC-ARDC (April, 1954).
- (58) Miller, D. E., "Determination of Physical Properties of Ferrous and Nonferrous Structural Sheet Materials at Elevated Temperatures", Armour Research Foundation, AF Technical Report No. 6517, Part III (June, 1954).

- (59) Doerr, D. D., "Determination of Physical Properties of Ferrous and Nonferrous Structural Sheet Materials at Elevated Temperatures", Armour Research Foundation, Progress Report No. 47 (January 13, 1954).
- (60) Doerr, D. D., "Determination of Physical Properties of Ferrous and Nonferrous Structural Sheet Materials at Elevated Temperatures", Armour Research Foundation, Progress Report No. 48 (February 8, 1954).
- (61) Doerr, D. D., "Determination of Physical Properties of Ferrous and Nonferrous Structural Sheet Materials at Elevated Temperatures", Armour Research Foundation, Progress Report No. 49 (March 9, 1954).
- (62) Doerr, D. D., "Determination of Physical Properties of Ferrous and Nonferrous Structural Sheet Materials at Elevated Temperatures", Armour Research Foundation, Progress Report No. 50 (May 3, 1954).
- (63) Doerr, D. D., "Determination of Physical Properties of Ferrous and Nonferrous Structural Sheet Materials at Elevated Temperatures", Armour Research Foundation, Progress Report No. 51 (May 18, 1954).
- (64) Doerr, D. D., "Determination of Physical Properties of Ferrous and Nonferrous Structural Sheet Materials at Elevated Temperatures", Armour Research Foundation, Progress Report No. 52 (June 2, 1954).
- (65) Doerr, D. D., "Determination of Physical Properties of Ferrous and Nonferrous Structural Sheet Materials at Elevated Temperatures", Armour Research Foundation, Progress Report No. 53 (July 19, 1954).
- (66) Doerr, D. D., "Determination of Physical Properties of Ferrous and Nonferrous Structural Sheet Materials at Elevated Temperatures", Armour Research Foundation, Progress Report No. 54 (August 25, 1954).
- (67) Doerr, D. D., "Determination of Physical Properties of Ferrous and Nonferrous Structural Sheet Materials at Elevated Temperatures", Armour Research Foundation, Progress Report No. 55 (September 24, 1954).
- (68) Doerr, D. D., "Determination of Physical Properties of Ferrous and Nonferrous Structural Sheet Materials at Elevated Temperatures", Armour Research Foundation, Progress Report No. 56 (November 1, 1954).
- (69) Garcia, S. A., Simon, R., and Archbach, W. P., "Elastic Moduli: Their Determination and Limits of Application", WADC TR 55-150, Part 4 (August, 1954).

- (70) Freeman, J. S., and Rush, A. I., "Statistical Evaluation of the Creep-Rupture Properties of Four Heat-Resistant Alloys in Sheet Form", Aviation Panel of the ASME-ASTM Joint Committee on the Effect of Temperature of the Properties of Metals (June 1, 1954).
- (71) Doerr, D. D., "Determination of Physical Properties of Nonferrous Structural Sheet Materials at Elevated Temperatures", Armour Research Foundation, AF Technical Report No. 6517, Part I, Supplement I., WADC-ARDC (February, 1953).
- (72) Babcock and Wilcox, Technical Bulletin No. E19, Mechanical and Physical Properties of High Temperature Tube Materials (1954).
- (73) "Medium Carbon Pearlite Alloy Steels for High Temperature Applications", Technical Bulletin Number 36A, Timken (1953).
- (74) "Materials-Property-Design Criteria for Metals", WADC Technical Report 55-150, Part I (December, 1954).
- (75) "Stainless and Heat Resisting Steels", Steel Products Manual, Section 24, AISI (February, 1949).
- (76) Allegheny Ludlum Blue Sheets - printed continuously, Allegheny Ludlum Steel Corporation, Brackenridge, Pa.
- (77) "Properties and Characteristics of 27 Per Cent Chromium-Iron", Bulletin TR-506, Reprinted from Metal Progress, Babcock and Wilcox Tube Co. (May, 1946).
- (78) "Armco Precipitation Hardening, Stainless Steels, Armco 17-7PH Sheet, Strip, and Plate", Armco Product Data Bulletin (March 1, 1954).
- (79) Armco Product Data Bulletin, Armco Steel Corporation, Middletown, Ohio (March 1, 1952).
- (80) "Armco Precipitation-Hardening Stainless Steels", Armco 17-4 PH Bar and Wire, Armco Product Data Bulletin, Armco Steel Corporation, Middletown, Ohio (March 1, 1954).
- (81) "Armco Precipitation-Hardening Stainless Steels", Armco 17-7 PH Bar and Wire, Armco Product Data Bulletin, Armco Steel Corporation, Middletown, Ohio (November 1, 1954).
- (82) "Armco Precipitation-Hardening Stainless Steels", Technical Data Manual, Armco 17-7 PH Sheets, Strip, and Plates, Armco Product Data Bulletin, Armco Steel Corporation, Middletown, Ohio (February 15, 1954).

- (83) "Welding Armco 17-7 PH and 17-4 PH Precipitation-Hardening Stainless Steels", Armco Fabricating Data Bulletin (November 1, 1954), Middletown, Ohio.
- (84) "Armco Precipitation Hardening Stainless Steels", Technical Data Manual. "Armco 17-4 PH, Bar, and Wire", Armco Product Data Bulletin, Middletown, Ohio (no date).
- (85) Leza, Adolph J., "Allegheny Metal 350 - A New Type of Stainless Steel", Associate Director of Research, Allegheny Ludlum Steel Corporation Research Laboratory, Brackenridge, Pennsylvania.
- (86) Leza, A. J., "Technical Data on Allegheny Ludlum Alloy - A 286", Allegheny Ludlum Steel Corporation (1955).
- (87) Technical Data from General Electric Company, Air Gas Turbine Division, Evendale, Ohio.
- (88) "Haynes Alloys for High-Temperature Service", Haynes Stellite Company, Kokomo, Indiana (1950).
- (89) "Annealing Nickel, Monel, and Inconel", Technical Bulletin T-20, International Nickel Company, Inc., revised (April, 1953).
- (90) "Hastelloy Alloy F, Haynes Alloys", Haynes Stellite Company, Kokomo, Indiana (March, 1953).
- (91) "Engineering Properties of K Monel and KR Monel", Technical Bulletin T-9, International Nickel Company, Inc., New York, revised (May, 1953).
- (92) "Engineering Properties of Monel and R Monel", Technical Bulletin T-5, International Nickel Company, Inc., New York, revised (May, 1953).
- (93) "Engineering Properties of Nickel", Technical Bulletin T-15, International Nickel Company, Inc., New York, revised (July, 1949).
- (94) Betty, B. B., and Mudge, W. A., "Some Engineering Properties of Nickel and High-Nickel Alloys", Mechanical Engineering, Vol 67, February 1945, pages 123-129.
- (95) Woldman, N. E., "Nickel and High-Nickel Alloys", Materials and Methods Manual 21, International Nickel Company, Inc., Vol 24, December 1946, pages 1475-1490.

- (96) LaQue, F. L., "Nickel and Nickel-Base Alloys", Technical Bulletin T-13, International Nickel Company, Inc., New York, revised (December, 1948).
- (97) "Index of Government and Engineering Society Specifications of Inco Nickel Alloys", International Nickel Company, Inc., 8th Edition (April 1, 1954).
- (98) "Engineering Properties of Inconel and Inconel "X", Technical Bulletin T-7, International Nickel Company, Inc., New York (June, 1953).
- (99) Technical Data from International Nickel Company, Inc., New York.
- (100) Technical Data from Haynes Stellite Company, Kokomo, Indiana.
- (101) Howell, F. M., Aluminum Company of America Aluminum Research Laboratories, Unpublished. New Kensington, Pa.
- (102) Serby, O. D., Lietz, T. E., and Dorn, J. E., "The Creep Properties of Some Forged and Cast Aluminum Alloys", American Society for Testing Materials, Proceedings, Vol 51, 1951, pages 964-980.
- (103) Sherby, O. D., Dorn, J. E., "Creep Properties of Two Tempers of 635 Extruded Aluminum Alloy", American Society for Testing Materials Proceedings, Vol 51, 1951, pages 945-953.
- (104) Sherby, O. D., and Dorn, J. E., "Effect of Annealing on the Creep Properties of 2S-O Alloy", American Society for Testing Materials, Proceedings, Vol 51, 1951, pages 954-963.
- (105) Sherby, O. D., and Dorn, J. E., "The Creep Properties of Sand Cast Aluminum Materials 319-T71, 319-F, and 356T7", American Society for Testing Materials, Proceedings, Vol 52, 1952, pages 890-902.
- (106) Lyman, W. S., Pankaskie, P. J., and Dorn, J. E., "The Creep Properties of Sand Cast Aluminum Materials, S5A-F, GS42A-F, and C4A-T8", Series No. 34, Issue No. 7 (June, 1951).
- (107) Pankaskie, P. J., Robinson, A. J., and Dorn, J. E., "Creep and Stress-Rupture Properties of Some Permanent-Mold Casting Aluminum Alloys", Series No. 34, Issue No. 8 (September, 1951).
- (108) Pankaskie, P. J., Robinson, A. T., and Dorn, J. E., "The Creep Properties of Aluminum Forging Materials CS41A-T6 and S6121A-T6", Series No. 34, Issue No. 9 (September, 1951).

- (109) Schwitzer, C. M., "Triple Alloy Structural Tubing", Iron Age, Vol 156, August 22, 1946, pages 46-49.
- (110) "Engineering Properties and Applications of Ni-Resist", The International Nickel Company, 4th Edition (1954), (3124 12-54 2926 A-71).
- (111) Information obtained by personal visit by William Achbach of Battelle Memorial Institute to Boeing Airplane Co., Seattle, Wash. (1954-55).
- (112) "Engineering Properties and Applications of Ni-Hard", The International Nickel Company, Inc., 3rd Edition (20M 1954 2649).
- (113) Progress Report on Incoloy, International Nickel Co., Inc. (11M 10-53 2434), (October, 1953).
- (114) "Engineering Properties of Duranickel", Technical Bulletin, T-32, International Nickel Company, Inc. (February, 1955).
- (115) "The Present State of Development of Iron-Aluminum-Base Alloys", Titanium Metallurgical Laboratory, Battelle Memorial Institute (November 25, 1955).
- (116) Nachman, J. F., and Buehler, W. J., "Thermexol, A Non-Strategic Aluminum, Iron Base Alloy for High Temperature Service", NavOrd Report 3700, June 25, 1954.
- (117) Hanink, D. K., Webber, F. J., and Boeychold, A. L., "G. M. Research Labs Develop New Turbine Bucket Alloy", SAE Journal, Vol 63, August 1955, pages 36-38.
- (118) "High Temperature Magnesium Extrusion Alloy", from Dow Chemical Company.
- (119) "HK31XA Sheet and Plate", from Dow Chemical Company, Midland, Michigan (May, 1955).
- (120) Guard, R. W., and Prater, T. A., "New Super Alloy Speeds Jet Progress", The Iron Age, Vol 176, No. 16, October 20, 1955, pages 116-118.
- (121) Melcon, M. A., "Ultra High Strength Steel for Aircraft Structures", Product Engineering, Vol 24, October 1953, pages 129-141.
- (122) "The Tensile and Impact Properties of Quenched and Tempered Nickel Alloy Steels in Different Sizes", The International Nickel Company, Inc., New York, Copyright (1946), (3M 1-55 2755 A-68).

- (123) "The Torsional and Shear Properties of Quenched and Tempered Nickel Alloy Steels in Different Sizes", International Nickel Company, Inc., New York (IM 10-54 269: A-67), Copyright (1949).
- (124) Information obtained by personal visit to Universal-Cyclops Steel Corp., Bridgeville, Penn.
- (125) Krivobok, V. N., "Properties of Austenitic Stainless Steels at Low Temperatures", National Bureau of Standards Circular No. 520 (Mechanical Properties of Metals at Low Temperatures, 206 pages), 1952, pages 1-24.
- (126) "Some Properties of Low Carbon 8-1/2 Per Cent Nickel Steel", reprint of a paper presented at the National Conference on Petroleum Mechanical Engineering of the American Society of Mechanical Engineers, Huston, Texas, International Nickel Co., Inc., New York, Bulletin (October 5-8, 1947).
- (127) "Haynes Alloy '25' - A Ductile Cobalt-Base Alloy for High Temperature Service", Haynes Stellite Co., Kokomo, Indiana (October 15, 1951).
- (128) Low, A. C., "The Effect of Mean Stress on the Fatigue Strength of Magnesium Alloy ZW5", Journal of the Royal Aeronautical Society, Vol 59, September 1955, pages 629-632.
- (129) "Fatigue Data Showing the Results of Tests on Top Joint Aluminum Panels", from Battelle Memorial Institute, unpublished.
- (130) Wuensch, Micheal E., President, Boro Marine and Industrial Corp., "90 Per Cent Cupro-Nickel Alloy", Reprint from Marine News, The International Nickel Company, Inc. (February, 1955).
- (131) Bittner, E. T., "Alloy Spring Steels", American Society of Metals, Transactions, Vol 40, 1948, pages 263-280.
- (132) Loria, E. A., "Hot Work Die Steels for Aircraft Structures", Materials and Methods, Vol 42, No. 2, New York, pp 94-97 (August, 1955).
- (133) King, John E., "Cold Extrusion is Shaping Up", (Cold Forming Division, Heintz Mfg. Co.) (October 3, 1955).
- (134) Stainless Steel Handbook, Allegheny Ludlum Steel Corporation, Pittsburgh, 1951, 120 pages.
- (135) Progress Report No. 4 - Contract No. AF 33(616)-2676 (September - October, 1955).

- (136) Progress Report No. 3 - Contract No. AF 33(616)-2876 (July-August, 1955).
- (137) "Structural Design Criteria for Titanium Alloys", Interim Report (August-October, 1954) Boeing Doc. D-14460-16-1, Boeing Airplane Co., Seattle, Wash. (October 27, 1954).
- (138) "Structural Design Criteria for Titanium Alloys", Boeing Contract No. AF 33(609)-23223, B-52, Interim Report (February, 1955-April, 1955), (April 29, 1955), Boeing Airplane Co., Seattle, Wash.
- (139) "Structural Design Criteria for Titanium Alloys", Interim Report (November, 1954-January, 1955) Boeing Doc. D-14460-19-1, Boeing Airplane Co., Seattle, Wash. (January 31, 1955).
- (140) "Bend, Compression, Sheet Classification and Tensile Data for Rem-Cru 6Al-4V and 4Al-4V Titanium Sheet at Room Temperature, 700°F and 900°F", Materials Research and Process Development Group, Rem-Cru Titanium, Midland, Pa.
- (141) Krivobok, V. N., and Talbot, A. M., "Effect of Temperatures on the Mechanical Properties, Characteristics, and Processing of Austenitic Stainless Steels", Proceedings of the American Society for Testing Materials, Vol 50, 1950, pages 895-933.
- (142) The Reactor Handbook, Vol 3, Sec. 1, General Properties of Materials, U. S. Atomic Energy Commission, AEC-D 3647, March 1955.
- (143) Materials Research Reports - NAA Received (October 31, 1955) MRR55-143 and MRR55-176, North American Aviation, Inc., Englewood, California.
- (144) Hyley, W. S., "An Evaluation of Compression-Testing Techniques for Determining Elevated Temperature Properties of Titanium Sheet", Battelle Memorial Institute TML Report No. 43, June 8, 1956, 36 pages.
- (145) Gillig, Frank J., and Guarnieri, Glen J., "Study of The Tensile and Creep-Rupture Properties of Fifteen Heats of C-110M Titanium Alloy Sheet", Cornell Aeronautical Lab., Buffalo, N. Y. (September, 1955).
- (146) Simmons, W. F., and Cross, H. C., "Elevated-Temperature Properties of Carbon Steels", ASTM Special Technical Publication No. 180, American Society for Testing Materials, Philadelphia, September 1955.

- (147) Summary Report on "Engineering Properties of Heat-Resisting Alloys", by Ward F. Simmons, C. W. Andrews, and Howard C. Cross, Battelle Memorial Institute, in cooperation with Office of Naval Research, Navy Department, Contract No. N5-ori-111 (November, 1947).
- (148) Muhlenbruch, C. W., Krivobok, V. N., and Mayne, C. R., "Mechanical Properties in Torsion and Poisson Ratio for Certain Stainless Steel Alloys", American Society for Testing Materials, Proceedings, Vol 51, 1951, pages 832-856.
- (149) Carlson, MacDonald, and Simmons, "Factors Influencing the Neck-Rupture Strength of Heat-Resistant Alloys at Elevated Temperatures", ASME paper No. 54-A-240 at Annual Meeting of Joint ASTM-ASME Committee (November 28, to December 3, 1954).
- (150) Schwitzer, C. M., "Two New Gear Materials", Abstract of a Recent Paper Presented before the American Gear Manufacturers Association, Development and Research Division, International Nickel Co., Inc., New York.
- (151) Loria, E. A., "New Stainless Steels Qualify for High-Temperature Service", Iron Age, Vol 176, September 29, 1955, pages 65-67.
- (152) "High Temperature Materials for High Speed Aircraft, Part I", Society of Automotive Engineers Journal, Vol 63, July, 1955, pages 31-38.
- (153) "High Temperature Materials for High Speed Aircraft, Part II", Society of Automotive Engineers Journal, Vol 63, August 1955, pages 24-35.
- (154) "Heat Treating Gray Iron", Part I, Steel, Vol 137, October 24, 1955, pages 118-122.
- (155) Sachs, G., Sandahl, G. S., and Brown, W. F., Jr., "New Notes on High-Strength Heat-Treated Steels", Iron Age (November 23-30, 1955).
- (156) "Room and Elevated Temperature Properties of Magnesium Sand Castings", Dow Chemical Co., Midland, Mich. (February 14, 1955).
- (157) "Heat Treatment and Physical Properties of the Austenitic Chromium-Nickel Stainless Steels", Copyright (1947) by the International Nickel Company, Inc., New York, N. Y.
- (158) "Creep Strength of Magnesium Sheet and Extrusions", Technical Memorandum No. 15, Dow Chemical Co., Midland, Mich.

- (159) Brusk, Robert S., Lemon, Donald, L., and Casey, John J., "The Properties of Some Magnesium-Lithium Alloys Containing Aluminum and Zinc", Dow Chemical Co., AIME Chicago meeting (October, 1955).
- (160) Leontis, T. E., "Effect of Rare-Earth Metals on the Properties of Extruded Magnesium", *Journal of Metals*, Vol 3, November 1951, pages 987-993.
- (161) "The Magazine of Magnesium", Brooks and Perkins Incorporated, Detroit 10 (August, 1955).
- (162) "Extruded and Rolled Products", White Metal Rolling and Stamping Corporation, Brooklyn, N. Y., 42 pages.
- (163) Schuette, Evan H., "Plastics and Work-Hardening Phenomena in Magnesium Alloys During Fixed-Reflection Fatigue Tests", Dow Chemical Co., Midland, Mich.
- (164) "Cast to Outlast", Bulletin by International Nickel Co., Inc., 67 Wall Street, New York 5, N. Y.
- (165) Willard, J. R., and Cope, R. R. "Engineering With Aluminum", *Modern Metals*, Vol 11, September 1955.
- (166) "Foundry Facts", *Modern Castings and American Foundrymen*, Vol 26, No. 3, September 1955, pages 69-70.
- (167) Levy, Alan V., "Application of High Temperature Materials to Aircraft Power Plants in the Temperature Range of 1200°F to 2400°F", presented to Aircraft Research Seminar (December 8, 1954).
- (168) Mayari, R., "Bethlehem's High Strength Corrosion Resisting Steel", Bethlehem Steel Co., (Bethlehem Steel Catalog No. 353), 1954, 64 pages.
- (169) West, Norman S., "The Copper Alloy Foundry Co.", Reprint from *Materials and Methods, Copper Alloy Reference Chart 1954* (1954).
- (170) Huffrian, James W., "Application of Metallic Materials for Aircraft Structures in the Temperature Range 600°F to 1100°F", presented at Aircraft Research Seminar (December 8, 1954).
- (171) Davis, Charles S., "Thermal Laminations of Common Aircraft Materials", Presented at Aircraft Research Seminar (December 6, 1954).
- (172) Curtis, L. W., "Open Flame Testing of Various Fiberglass Laminated Ducts at 2000°F", Presented at Aircraft Research Seminar.

- (173) Gordon, S. A., "The Selection of Materials for High-Temperature Applications in Airframes", Battelle Memorial Institute TML Report No. 11, August 5, 1955, 22 pages.
- (174) Armstrong, T. N., and Brophy, G. R., "Some Properties of Low Carbon 8-1, 2 Per Cent Nickel Steel", Paper presented at the National Conference on Petroleum Mechanical Engineering of the ASME, Houston, Texas (October 5-8, 1947), 12 pages.
- (175) Boring, R. W., "Low Cost Alloys Offer Good Heat Resistance", Iron Age, Vol 173, No. 7, February 16, 1954, pages 137-141, Vol 173, No. 10, March 11, 1954, pages 146-148.
- (176) "Making the Most of Stainless Steels in the Chemical Process Industries", Bulletin by Crucible Steel Company of America, Pittsburgh, Pa.
- (177) "Physical Properties of Aircraft Structural Materials at Elevated Temperatures", Report No. 9112, Vol I, by Chance Vought Aircraft, Dallas, Texas (June 1, 1955).
- (178) "Physical Properties of Aircraft Structural Materials at Elevated Temperatures", Report No. 9112, Vol. II, by Chance Vought Aircraft, Dallas, Texas (June 1, 1955).
- (179) "Sharon 430 Stainless Steel", Bulletin, Sharon Steel Corporation, Sharon, Pa.
- (180) "All Types of Stainless Steel Fastenings", Bulletin Star Stainless Screw Co., 655 Union Blvd., Paterson 2, New Jersey, Cat. No. 55A.
- (181) Data from Bulletin, Sharon Steel Company, Sharon, Pa.
- (182) Fruman, D. E., "Thermal Expansion Characteristics of Stainless Steels Between 300° and 1000°F", AIME Transactions, Vol 188, No. 4, April, 1950, pages 688-691.
- (183) Titanium Metallurgical Laboratory Report No. 13, Battelle Memorial Institute (August, 1955).
- (184) "Lead Treated Steels", Bulletin from Copperweld Steel Co., Warren, Ohio.
- (185) "A Handbook on Monel, Nickel, Inconel, and Nickel Clad Copper in Form of Rod, Wire, and Strip", Bulletin, Alloy Metal Wire Company, Prospect Park, Pa.
- (186) "Steel Casting Specifications Bulletin (T-Loy 34)", Unit Cast Corp., Toledo, Ohio.

- (187) "Steel Casting Specifications Bulletin (T-Loy 42)", Unit Cast Corp., Toledo, Ohio.
- (188) Phillips, E. M., and Weymouth, A. E., "Stress Better in the J47", Based on paper "Jet Engine-Compressor Blades - Hard or Soft?", Presented at SAE Annual Meeting (January 12, 1955).
- (189) Kearns, W. H., Hyler, W. S., and Martin, D. C., "The Static and Fatigue Behavior of Spot-Welded Joints in Titanium", Welding Journal Research Supplement, May 1955, pages 241-250.
- (190) Kaufman, J. G., and D'Appolonia, E., "Torsion Prestrain and the Fatigue Strength of RC-55 Titanium Alloy", American Society for Testing Materials, Proceedings, Vol 55, 1955, pages 999-1014.
- (191) "Heat Resistant and Corrosion Resistant Alloy Castings in Industry", Bulletin by The International Nickel Company, Inc., New York.
- (192) Technical Data from North American Aviation, Inc., Los Angeles 45, California.
- (193) Rose, K., "Magnesium Casting Alloys for Elevated Temperatures", Materials and Methods, Vol 40, No. 1, July 1954, pages 87-89.
- (194) Hildebrand, J. F., and Strieter, F. P., "Mechanical Properties of Sand Cast Magnesium, Zinc, Zirconium Alloys", Dow Chemical Co., Midland, Mich.
- (195) Nelson, K. E., "Magnesium Sand Casting Alloys Containing Thorium", Dow Chemical Co., Midland, Mich.
- (196) Nelson, K. E., "Foundry Characteristics and Properties of the Magnesium Sand Casting Alloy HZ32XA", Dow Chemical Co., Midland, Mich.
- (197) Nelson, K. E., "Tensile and Creep Properties at Elevated Temperatures of Some Magnesium-Base Sand Casting Alloys", Dow Chemical Co., Midland, Mich.
- (198) "Crucible Resistal Stainless Steel Selector", Chart by Crucible Steel Company of America, Copyright (1953). Pittsburgh, Pa.
- (199) Jackson, L. R., and Pochapsky, T. E., "The Effect of Composition on the Fatigue Strength of Decarburized Steel", Trans. ASM, Vol 39, pages 45-60.
- (200) "Stainless Fasteners Stock List and Data Book Catalogue Allmetal Screw", Products Co., Inc., Garden City, N. Y.

- (201) The Aluminum Data Book, Reynolds Metals Company, 1954, 229 pages.
- (202) "Allegheny Metal Straight Chromium Grades as Alternate Solutions for 18-8 Chromium-Nickel Stainless Steel", Bulletin-Allegheny Ludlum Technical Studies, Number 1, by Allegheny Ludlum Steel Corporation, Pittsburgh, Pa., Copyright (1952).
- (203) Alcoa Aluminum and Its Alloys, Aluminum Company of America, Pittsburgh, 1950.
- (204) Heat Treating Aluminum Alloys, Reynolds Metals Company, Louisville, 1948.
- (205) "Metal Progress", Reports of 19 Technical Committees of the American Society for Metals, Vol 68, Special Publication No. 2A, August 25, 1955.
- (206) Loria, E. A., "How Stainless Steels Rate for High Temperature", Pt. I, Iron Age, Vol 175, No. 14, April 7, 1955, pages 119-122.
"How Chromium Steels Rate for High Temperature Aircraft Service", Pt. II, Vol 175, No. 15, April 14, 1955, pages 103-106.
- (207) Material Property Data Sheets, North American Aviation, Inc., Los Angeles 45, Calif.
- (208) Sherman, R. G., and Kessler, H. D., "Ready Heat Treatable Titanium", Steel, Vol 137, No. 11, September 12, 1955, pages 92-100.
- (209) Luster, D. R., and Shakely, B. L., "How Titanium Alloys Behave at High Temperature", Iron Age (March 24, 1955), Vol 175.
- (210) "Tentative Specifications for Metal-Arc Welded Steel Pipe for High-Pressure Transmission Service", ASTM Publication, pp 213-218 (1954).
- (211) "Haynes Alloys Hard Facing Manual", Haynes Stellite Co., Kokomo, Ind. (December, 1954).
- (212) "Haynes Stellite Metal Cutting Tools", Haynes Stellite Bulletin, Haynes Stellite Co., Kokomo, Ind. (January, 1956).
- (213) Letner, H. R., "Residual Grinding Stresses in Hardened Steel", ASME Transactions, Vol 77, October 1955, pages 1089-1092.
- (214) Rosi, F. D., Perkins, F. C., and Alexander, B. H., "Mechanical Properties of Titanium", Third Quarterly Progress Report, Part II, May 1 to August 1, 1951, Contract Number AF 33(038)-16031, Metallurgical Laboratories, Sylvania Electric Products, Inc., Bayside, N. Y.

- (215) Universal-Cyclops Steel Corporation, Bridgeville, Pa., Technical Data.
- (216) U. S. Steel Corporation, Pittsburgh, Pa., Technical Data.
- (217) Allegheny Ludlum Steel Corporation, Pittsburgh, Pa., Technical Data.
- (218) Pennington, W. J., and Richmond, F. M., "Comparison of Several Iron-Base High-Temperature Alloys", Compiled Data, Universal-Cyclops Steel Company, Bridgeville, Pennsylvania.
- (219) Universal-Cyclops Steel Corporation, Bridgeville, Pa., Technical Data, Loose Leaf (1956).
- (220) Barrett, Paul F., "Compressive Properties of Titanium Sheet at Elevated Temperatures", National Advisory Committee for Aeronautics, Technical Note 2038.
- (221) Boeing Airplane Company, Seattle, Wash., Data Sheets.
- (222) Battelle Memorial Institute, Compiled data (June, 1955).
- (223) McPhearson, D. J., "The Titanium Outlook", Modern Metals, Vol 11, January 1956.
- (224) Luster, D. R., and Shakely, B. L., "How Titanium Alloys Behave at High Temperatures", Iron Age, Vol 175, March 24, 1955, pages 96-99.
- (225) Brotsen, F. R., Harmon, H. L., Jr., and Troiano, A. R., "How Notch-Sensitive Are Titanium Alloys?", Iron Age, Vol 174, No. 27, December 30, 1954, pages 52-55.
- (226) Data Sheets from Rem-Cru Titanium Corporation, Midland, Pa.
- (227) Helmerl, G. J., and Hughes, P. J., "Structural Efficiencies of Various Aluminum, Titanium, and Steel Alloys at Elevated Temperatures", Tech Note 2975, National Advisory Committee for Aeronautics, July, 1953, pages 1-16.
- (228) Data Sheets from Convair, San Diego 12, California.
- (229) Dow, N. F., Hickman, W. A., and Rosen, B. W., "Data on the Compressive Strength of Skin Stringer Panels of Various Materials", NACA TN 1064, Washington, D. C., January 1954, pages 1-49.

- (230) Carpenter, S. R., "The Spotlight Turns to Titanium", A Lecture Presented on October 20, 1955, to the San Diego Chapter of the American Society for Metals.
- (231) Rem-Cru A-40, A-55, and A-70, Rem-Cru Titanium, Inc., Midland, Pennsylvania, Data Sheets.
- (232) Data from Crucible Steel Company of America, New York.
- (233) "Structural Design Criteria for Titanium Alloys", Interim Report, Contract No. AF 33(600)-23223, Boeing Airplane Company, Seattle, Wash. (January, 1954).
- (234) Technical Data from Haynes Stellite Company, Kokomo, Inc. (December 1, 1954).
- (235) American Brake Shoe Company, Electro Alloys Division, Elyria, Ohio, Thermalloy 3 - Distribution Pamphlet.
- (236) Hanink, D. K., Webber, F. J., and Boegehold, A. L., "Development of a New Gas Turbine Superalloy GMR-235", Society of Automotive Engineers, Vol 63, 1955, pages 705-716.
- (237) Sticha, E. A., "Relaxation Behavior of Titanium Alloys", Third Quarterly Report, Contract No. AF 33(616)-2400, Crane Company, Chicago, Illinois (January, 1955).
- (238) Cross, Howard C., and Simmons, Ward F., "Alloys and Their Properties for Elevated Temperature Service", Symposium at the University of Michigan (March 11 and 12, 1954).
- (239) Hammer, E. W., and Peterson, R. E., "Design Specifications for Stainless Steel, Type 301", paper presented at the Philadelphia Regional Technical Meeting of American Iron and Steel Institute (October 6, 1954).
- (240) Weckesser, Louis B., Jr., "Tensile Properties of Alclad 2024-T3 Aluminum at Elevated Temperatures for Short Times", Johns Hopkins University, Applied Physics Laboratory, Section T, GM-859 (February, 1956).
- (241) "Uniloy 19-9DL and Uniloy 19-9DX Heat-Resistant Superalloys", Universal-Cyclops Steel Corporation, Bridgeville and Titusville, Pa.

- (242) Bishop, S. M., Spretnak, J. W., and Fontana, M. G., "Mechanical Properties Including Fatigue of Titanium-Base Alloys, K.C.-13013 and Ti-150A at Very Low Temperatures", American Society of Metals Transactions, Vol 45, 1953, page 993 +.
- (243) Chow, J. G. Y., and Kaufman, D. W., "Improved Ferritic Steel Can Replace Austenitic Steel", Iron Age, Vol 170, No. 19, November 6, 1952, pages 166-169.
- (244) Data from General Electric Company, Evendale, Cincinnati, Ohio.
- (245) Mote, M. W., Jr., and Frost, P. D., "The Engineering Properties of Commercial Titanium Alloys", Battelle Memorial Institute TML Report No. 15, September 22, 1955, 18 pages.
- (246) Gohn, C. R., Guerard, J. P., and Freynick, H. S., "The Mechanical Properties of Wrought Phosphor-Brass Alloys", ASTM Special Technical Publication No. 183 (1956).
- (247) "Republic Titanium and Titanium Alloys", Republic Steel Corporation, Alloy Steel Division, Massillon, Ohio, 1954, 60 pages.
- (248) Turner, H. C., "Titanium Alloy Sheet Stress-Strain Curves for Long Strip Specimens", Consolidated Vultee Aircraft Corporation, Report No. 8340, March 29, 1954, 6 pages.
- (249) Smith, G. V., Roeloffs, R., and Garofalo, F., "Creep Rupture Strength of Bar and Sheet Stock of Austenitic Cr-Ni-Mo Steel at 1100-1500 F", United States Steel Corporation, Kearney, New Jersey, Report No. 750 (August, 1955).
- (250) "Tensile Compressive Bearing and Shear Data for an Mo-6Al-4V Titanium Extrusion at RT 300 F, 500 F, 700 F, and 900 F", Report No. 1445, North American Aviation, Downey, California (March, 1955).
- (251) "Bend Compression, Sheet Classification, and Tensile Data 6Al-4V and 4Al-4V Titanium Sheet at RT 700 F and 900 F", Report No. MRR 55-626, North American Aviation, Downey, California (December 6, 1955).
- (252) Managan, M. D., McCulloch, A. J., and Pitts, P. R., "Evaluation of the Properties of RG 130A Titanium Alloy Sheet", Contract No. (s)51-751C, Report No. 8880, Chance Vought Aircraft, Dallas, Texas (March, 1953).
- (253) "Armco 17-7PH Stainless Steel Condition TH-1050, Comparison With Other Structural Materials At Elevated Temperatures", Armco Steel Corporation, Middletown, Ohio (September 26, 1955).

- (254) Smith, R. B., "New Temper Designations for Aluminum Alloys", Reynolds Metals Company, Louisville, Ky.
- (255) Allegheny Ludlum Steel Corporation, Pittsburgh, Pa., "Stainless Bars" (1955).
- (256) "Fabrication of U.S.S. Stainless and Heat-Resisting Steels", United States Steel, Pittsburgh 30, Pennsylvania (1952).
- (257) "Welding Brazing and Hot Cutting Republic Enduro Stainless Steels", Republic Steel Company (1952), Massillon, Ohio.
- (258) A Preliminary Report on "The Effect of Cold-Working and Aging on the Hardness and Tensile Properties of Haynes Alloy No. 25 Sheet and Bar", Haynes Stellite Company, Kokomo, Ind. (December, 1951).
- (259) "Ultra High Strength Steels in Aircraft Applications" - Symposium - SP-120 Seminar Presented at University of California (March 23, 25, and 30, 1953).
- (260) "Crucible Precision Investment Castings", Crucible Steel Company of America, Pittsburgh 30, Pennsylvania (1955).
- (261) "High Alloy Castings", Duraloy Company, Scottsdale, Pa. (1955).
- (262) Smith, G. V., and Seens, W. B., "Properties of Hardened 1040, 4340, and Ni-Cr-Mo-V Steels", American Society for Testing Materials, Proceedings, Vol 54, January 1954, pages 1028 +.
- (263) Smith, G. V., Seens, W. B., Dulis, E. J., Jensen, W. L., and Houston, E. G., "Strength of Two Hardened Alloy Steels in the Temperature Range 75°F to 700°F", Supplement to Report 623, U.S. Steel (January, 1950).
- (264) Smith, G. V., and Seens, W. B., "Cooperative Study of Strength of 0.2 Per Cent Carbon Steel at Elevated Temperatures", Report No. 704, U. S. Steel Corp., Pittsburgh, Pa. (September, 1952).
- (265) Smith, G. V., Seens, W. B., Dulis, E. J., Jensen, W. L., and Houston, E. G., "Strength of Two Hardened Alloy Steels in Temperature Range 75°F to 700°F", Report No. 623 (U.S. Steel Corp, Pittsburgh, Pa.) (August, 1949).
- (266) Seens, W. B., Smith, G. V., Dulis, E. J., Jensen, W. L., and Houston, E. G., "Mechanical Tests of Steels for High Speed Airplane Wings", U. S. Steel Corp., Pittsburgh, Pa. Report No. ... (August, 1947).

- (267) "The Mechanical Properties of Quenched and Tempered Medium-Carbon Alloy Steels", American Iron and Steel Institute (March, 1956).
- (268) Technical Bulletin, The Babcock and Wilcox Company, Beaver Falls, Pennsylvania.
- (269) "Machining and Grinding Titanium", The Cincinnati Milling Machine Company, Cincinnati, Ohio.
- (270) Jenkins, W. D., and Digges, T., "Influence of Prior Strain History on the Tensile Properties and Structure of High Purity Copper", Journal of Research, National Bureau of Standards, Vol 49, No. 3, September 1952, pages 167-186.
- (271) Jenkins, W. D., and Digges, T. G., "The Effect of Temperature on the Tensile Properties of High-Purity Nickel", Journal of Research, National Bureau of Standards, Vol 48, No. 4, April 1952, pages 313-321.
- (272) Jenkins, W. D., and Digges, T. G., "Creep of High-Purity Copper", Journal of Research, National Bureau of Standards, Vol 45, No. 2, August 1950, pages 153-172.
- (273) Jenkins, W. D., Digges, T. G., and Johnson, C. R., "Effect of Temperature on the Tensile Properties of a Commercial and a High-Purity 70 Per Cent Nickel, 30 Per Cent Copper Alloy", Journal of Research, National Bureau of Standards, Vol 54, No. 1, January 1955, pages 21-36.
- (274) Jenkins, W. D., Digges, T. G., and Johnson, C. R., "Creep of High-Purity Nickel", Journal of Research, National Bureau of Standards, Vol 53, No. 6 (December, 1954).
- (275) Jenkins, W. D., Digges, T. G., "Creep of Annealed and Cold-Drawn High-Purity Copper", Journal of Research, National Bureau of Standards, Vol 47, No. 4, October 1947, pages 1129-1140.
- (276) A Handbook of Seamless Steel Tubing, Timken Roller Bearing Company, Canton, Ohio.
- (277) Roehl, E. J., "Mechanical Properties of Nickel Deposits", Monthly Review, Vol 34, October 1947, pages 1129-1140.
- (278) Data from Ampco Metal Inc., Milwaukee, Wisconsin.
- (279) Data from Superior Tube Co., Norristown, Pa.
- (280) Data from Mueller Brass Co., Port Huron, Mich.

- (292) G. Gallo, F. Malenock, P. R., and Smith, G. V., "Hardness of Various Steels at Elevated Temperatures", American Society for Metals, Transactions, Vol 45, 1953, pages 377-396.
- (293) "Hot Hardness Results of Bearing Steel Compositions", Unpublished, U. S. Steel Corp., Pittsburgh, Pa.
- (294) "Elastic Moduli and Poisson's Ratio of Stainless "W" at Room and Elevated Temperatures", United States Steel Co., Pittsburgh, Pa.
- (295) Smith, G. V., and Seens, W. B., "Short-Time Tension and Creep-Rupture Properties of Hardened 1040, 4340, and Ni-Cr-Mo-V Steels Up to 1000 F", American Society for Testing Materials, Proceedings, Vol 54, 1954, page 1028 +.
- (296) Smith, G. V., Seens, W. B., and Dulis, E. J., "Hardened Alloy Steel for Service Up to 700 F", American Society for Testing Materials, Proceedings, Vol 50, 1950, pages 882-894.
- (297) "Elevated Temperature Tensile Properties of Type 321 Stainless Steel" (a) Load-Elongation Curves for Above, U. S. Steel Corp., Pittsburgh, Pa.
- (298) "Elevated Temperature Tensile Properties of Type 347 Stainless Steel", (a) Load-Elongation Curves for Above, U. S. Steel Corp., Pittsburgh, Pa.
- (299) "Elevated Temperature Tensile Properties of Type 302/304 Stainless Steel", (a) Load-Elongation Curves for Above.
- (300) "Elevated Temperature Tensile Properties of 0.5 Per Cent Mo Steel".
- (301) Original Data From the Files of Dow Laboratories, Dow Chemical Company, Midland, Michigan.
- (302) "Development of Magnesium Alloys for Elevated Temperature", Unpublished data, Battelle Memorial Institute, Wright Field Contract No. W33-038 ac-7202.
- (303) "Metal Progress Data Sheets 1 Through 192", 1954, American Society of Metals, Cleveland, Ohio.
- (304) National Bureau of Standards, "Mechanical Properties of Metals and Alloys", Circular C-447 (December 1, 1954).
- (305) "Designing With Magnesium", American Magnesium Corporation, Subsidiary of Aluminum Company of America, Pittsburgh, Pa. (1947, 1956).

- (281) Koffler, R. W., Pennington, W. J., and Richmond, R. M., "Elevated Temperature Properties of Some Vacuum-Melted Super Alloys", Report to the NACA Subcommittee on Power-Plant Materials (March 5, 1956).
- (282) Carney, D. J., "High Nitrogen Steels: New Stainless Family", Steel, Vol 137, No. 19, November 7, 1955, pages 138-144.
- (283) Smith and Wetmore, "Tensile Properties of Metals Heated at Elevated Rates", NAVORD-1178, ATI 72343.
- (284) Simmons, W. F., VanEcho, J. A., and Cross, H. C., Battelle Memorial Institute, "Short-Time, High-Temperature Properties of Heat Resisting Alloy Sheet", Rand Report R-147, Rand Corporation (June, 1949).
- (285) "Creep-Rupture Strength of an Extrusion-Press Liner Steel at 1000 F", ARL Project No. 44.12-007 (1), (March 14, 1956). U. S. Steel Corp., Monroeville, Pa.
- (286) "Pipe and Tubes for Elevated-Temperature Service", National Tube Co., Pittsburgh, Pa., Bulletin No. 26.
- (287) Smith, G. V., and Dulis, E. J., "Effect of Manufacturing Practice on Creep and Creep-Rupture Strength of Low-Carbon Steel", American Society for Testing Materials, Proceedings, Vol 49, 1949, pages 584-601.
- (288) Dulis, E. J., Smith, G. V., and Houston, E. G., "Creep and Rupture of Chromium-Nickel Austenitic Stainless Steels", American Society of Metals, Vol 42, 1950, pages 935-980.
- (289) Smith, G. V., Dulis, E. J., and Houston, E. G., "Creep and Rupture of Several Chromium-Nickel Austenitic Stainless Steels", American Society of Metals, Vol 45, Pt. II, 1953, pages 42-76.
- (290) Garofalo, F., and Smith, G. V., "The Effect of Time and Temperature on Various Mechanical Properties During Strain Aging of Normalized Low-Carbon Steels", American Society for Metals, Transactions, Vol 47, Report No. 550, 1955, pages 957-983.
- (291) Garofalo, F., Malenock, P. R., and Smith, G. V., "The Influence of Temperature on the Elastic Constants of Some Commercial Steels", American Society for Testing Materials, Special Publication No. 129, 1952, pages 10-30.

- (306) Rosenberg, S. J., "Effect of Low Temperatures on the Properties of Aircraft Metals", *Journal of Research of the National Bureau of Standards*, Vol 25, December 1940, pages 673-701.
- (307) Fontana, M. G., "Mechanical Properties and Physical Metallurgy of Aircraft Alloys at Very Low Temperatures", *Interim Report, Results of Impact and Hardness Tests*, Contract No. S33-acc15698 (16915) (September 15, 1947).
- (308) American Society for Testing Materials, *ASTM Standards, Part 1-B* (1946, 1947).
- (309) "Data Book" (1943, 1948), American Magnesium Corporation, Subsidiary of Aluminum Company of America, Pittsburgh, Pa.
- (310) "Dow Metal Data Book" (1944), Dow Chemical Company, Midland, Michigan.
- (311) The Producers, Suppliers, and Manufacturers of Elektron Magnesium Alloys, "Elektron Magnesium Alloys" (1947), The Kynoch Press, Birmingham, England.
- (312) Wyman, L. L., "High Temperature Properties of Light Alloys - Part 2 - Magnesium", *OSRD Report No. 4150, M292* (September 18, 1944).
- (313) Dorn, J. E., and Thomsen, E., "Magnesium-Notes on the Modulus of Elasticity", *Light Metal Age*, Vol 1, No. 2, July 1943, pages 11, 24-25.
- (314) Craighead, C. M., Eastwood, L. W., and Lorig, C. H., "An Appraisal of the Usefulness of Aluminum Alloys for Supersonic Aircraft and Guided Missiles", *Battelle Memorial Institute, Report to Project RAND* (August 2, 1948).
- (315) Templin, R. L., and Paul, D. A., "Mechanical Properties of Aluminum and Magnesium Alloys at Elevated Temperatures", *ASTM-ASME Symposium on Effect of Temperature on Metals*, pp 290-315 (1931).
- (316) Jackson, L. R., Grover, H. J., and McMaster, R. C., "Advisory Report on Fatigue Properties of Aircraft Materials and Structures", *War Metallurgy Committee, OSRD No. 6600, Serial No. M-653* (March 1, 1946).
- (317) Found, G. H., "The Notch Sensitivity in Fatigue Loading of Some Magnesium-Base and Aluminum-Base Alloys", *American Society for Testing Materials, Proceedings*, Vol 46, 1946, pages 715-740.

- (318) Moore, A. A., and McDonald, J. C., "Tensile and Creep Strengths of Some Magnesium-Base Alloys at Elevated Temperatures", American Society for Testing Materials, Proceedings, Vol 46, 1946, pages 970-989.
- (319) MacDonald, John C., "Tensile, Creep, and Fatigue Properties at Elevated Temperatures of Some Magnesium-Base Alloys", ASTM Proceedings, Vol 49, pp 737-754 (1948).
- (320) Battelle Memorial Institute, "Magnesium-Cerium Forging Alloys", Unpublished data, NACA Contract No. NAW-5383 and No. NAW-5627.
- (321) Battelle Memorial Institute, "Development of Magnesium-Cerium Alloys for Elevated-Temperature Service", Unpublished data, Navy Department Contract No. NOa(s) 8957.
- (322) Leontis, T. E., and Murphy, J. P., "The Properties of Cerium Containing Alloys at Room and Elevated Temperatures", Metals Technology, Technical Publication 1995 (April, 1946).
- (323) Jackson, L. B., and Grover, H. J., "The Fatigue Strength of Some Magnesium Sheet Alloys", American Society for Testing Materials, Special Technical Publication No. 1995, Vol 46, 1946, pages 783 +.
- (324) Army-Navy-Civil Committee on Aircraft Design Criteria, ANC Bulletin "Strength of Aircraft Elements", Aeronautical Board.
- | | |
|-------------------|------------------|
| ANC-5 | December, 1942 |
| ANC-5 Amendment 1 | October 22, 1943 |
| ANC-5 Amendment 2 | August, 1946 |
- (325) Craighead, C. M., Williams, R. D., and Voldrich, C. B., "Survey on Welding Aluminum and Magnesium", Battelle Memorial Institute Report to Office of the Chief of Ordnance, War Department, PB 78712, January 3, 1947. (OTS Mimeograph, \$8.00).
- (326) Air Technical Service Command, "Magnesium Alloys - Properties and Aircraft Applications", AAF Technical Report 5156 (October 17, 1944).
- (327) Army Air Forces, "Investigation of Stress Corrosion".

Part I	Test Methods and Progress
Part II	Results of Test and Conclusions

AAF Technical Report 5144 (September 21, 1944, and October 16, 1946).

- (328) Hunter, M. A., "Progress Reports on the Physical and Stress Corrosion Properties of Magnesium Alloy Sheet", War Metallurgy Committee.

M152	November, 1943
M197	January, 1944
M237	April, 1944
M471	March, 1945

- (329) Loose, W. S., Memorandum on "Corrosion Resistance of Magnesium in Various Chemicals", Dow Chemical Company, Midland, Mich. (September 26, 1947).
- (330) Murphy, A. J., and Payne, R. J. M., "Magnesium-Cerium-Zirconium Alloys: Properties at Elevated Temperatures", Journal of Institute of Metals, Vol 73, 1946, pages 105-127.
- (331) Leontis, T. E., "The Room and Elevated Temperatures Properties of Some Sand Cast Magnesium-Base Alloys Containing Zinc", Metals Technology, T. P. 2371, June 1948, (individually paged), 35 pages.
- (332) Metals Handbook Supplement, American Society for Metals, Cleveland (August 15, 1955).
- (333) "The Properties of Binary and Polynary Magnesium Alloys Containing Cerium at Room and Elevated Temperatures", Report No. 13732, Dow Chemical Company, Midland, Michigan.
- (334) Dineen, D. E., and Berson, N. D., "Cast and Extruded Magnesium Alloys - Some Mechanical Tests at Room and Low Temperatures", Metal Industry, Vol 71, August 8, 1947, pages 103-105.
- (335) Zambrow, J. L., and Fontana, M. G., "Mechanical Properties, Including Fatigue of Aircraft Alloys at Very Low Temperatures", ASM, Preprint No. 19 (1948).
- (336) Eastman, E. J., McDonald, J. C., and Moore, A. A., "The Relation of Stress to Strain in Magnesium-Base Alloys", Journal of the Aeronautical Sciences, Vol 12, pp 273-280 (July, 1945).
- (337) Rappleyea, F. A., Perry, R. E., and Ansel, G., "Influence of Pre-stressing and Cyclic Stressing on Stress-Strain Characteristics of Magnesium Alloys", Journal of the Aeronautical Sciences, Vol. 12, pp 447-454, and 460 (October, 1945).

- (338) Found, George H., "Fatigue Characteristics of Magnesium Castings", ASTM Symposium on Testing of Parts and Assemblies, Technical Publication No. 72 (1946).
- (339) Found, G. H., "Magnesium Alloy Castings - Relative Significance of Design and Mechanical Factors of Serviceability", American Foundryman, Vol 9, No. 6, June 1946, pages 43-49.
- (340) Found, George H., "Relation of Design and Mechanical Factors to the Serviceability of Magnesium Castings", paper to be presented before the Affiliate Council of the Engineering Society of Detroit.
- (341) "Results of Tensile Test of Magnesium Alloys at Low Temperatures", M. T. No. 022546-J, Aluminum Research Laboratories, Pittsburgh, Pa. (May 29, 1947).
- (342) Fisher, E. F., "Room-Temperature Mechanical Properties of Magnesium Alloy Sheet After Heating at Elevated Temperatures", American Magnesium Corporation, Subsidiary of Aluminum Company of America, Pittsburgh, Pa., Metallurgical Department Report (January 17, 1949).
- (343) Johnson, H. A., "Experimental Magnesium Alloys - Part 3 - Thermal and Electrical Properties of Magnesium Base Alloys", WADC Technical Report 54-83, Part 3, 1954.
- (344) Blathenwish, A. A., and Lazan, B. J., "Fatigue Properties of Extruded Magnesium Alloy 2K60 Under Various Combinations of Alternating and Mean Axial Stress", WADC Technical Report 53-181.
- (345) Johnson, H. A., "Experimental Magnesium Alloys - Part 4 - Evaluation of HK31", WADC Technical Report 54-83, Part 4 (1954).
- (346) Elevated Temperature Tensile Properties of Type 316 Stainless Steel (a) Load-Elongation Curves, U. S. Steel Corp., Pittsburgh, Pa.
- (347) Elevated Temperature Tensile Properties of Type 302 Stainless Steel (a) Load-Elongation Curves, U. S. Steel Corp., Pittsburgh, Pa.
- (348) Elevated Temperature Tensile Properties of Type 8Cr-1Mo Stainless Steel (a) Load-Elongation Curves for Above, U. S. Steel Corp., Pittsburgh, Pa.
- (349) Load Elongation Diagram of 422 Modified Stainless Steel (USS). Unpublished data.
- (350) Welding Research Supplement (May, 1954).

- (351) Technical Information on Jallo the Mining Steel, from Jones and Laughlin Steel Corp., Pittsburgh, Pa., 12 pages.
- (352) Miller, D. E., "Determination of the Physical Properties of Ferrous and Nonferrous Structural Sheet Materials at Elevated Temperatures", Part 4, Armour Research Foundation of Illinois Institute of Technology (December, 1954).
- (353) McDonnell Aircraft Corporation, St. Louis, Mo., 1954 with some 1955 revisions, Report No. 3697.
- (354) "Nickel and High-Nickel Alloys for Pressure Vessels", by Wilson, R. M., Jr., and Burchfield, W. F., No. 24 (January, 1956), Welding Research Council Bulletin Series.
- (355) Rey, W. K., NACA Research Memorandum, "Elevated Temperature Properties of Two Titanium Alloys" (April 24, 1956).
- (356) Miller, D. E., AF-TR-6517-Part 4, "RC-130A, Titanium Alloy" (December, 1954).
- (357) Fairbairn, Gordon, "North American Aviation, Inc., "Expands Use of Titanium to Airframes", Journal of Metals, Vol 7, No. 3 (March, 1955), pp 449-452.
- (358) Roach, D. B., and Hall, A. M., "The Engineering Properties of Precipitation-Hardenable Stainless Steels", TML Report 48 (July 20, 1956).
- (359) See American Iron and Steel Institute, New York, Unpublished data.
- (360) Lula, R. A., "Cold Worked 301 Stainless - Still Strong at 800 F", Materials and Methods, Vol 44, No. 3 (September, 1955), pp 100-102.
- (361) Hughes, Philip J., Inge, John E., and Prosser, Stanley B., "Tensile and Compressive Stress-Strain Properties of Some High-Strength Sheet Alloys at Elevated Temperatures", National Advisory Committee for Aeronautics Technical Note 3315, Langley Aeronautical Laboratory, Langley Field, Va., Washington (November, 1954).
- (362) Trapp, W. J., "Elevated Temperature Fatigue Properties of SAE 4340 Steel", WADC Technical Report 52-325, Part 1, December 1952, 11 pages.
- (363) Sachs, George (Syracuse University), "Survey of Low-Alloy Aircraft Steels Heat Treated to High-Strength Levels", WADC Technical Report 53-254, Part 4, 1953.

Copy available to DTIC does not
permit fully legible reproduction

- (364) Preliminary Data HK-31, Brooks and Perkins, Inc., Detroit, Michigan, New Magnesium Thorium Alloy.
- (365) "HK-31-XA Magnesium Alloy Sheet and Plate, (Interim Data)", The Dow Chemical Company, Midland, Michigan (February 16, 1946).
- (366) Smith, G. V., Seens, W. B., and Dulis, E. J., "Hardened Alloy Steels for Service Up to 700 F", American Society for Testing Materials, Proceedings, Vol 50, 1950, page 882 +.
- (367) Hayward, D. C., "Mechanical Properties of RC 130A Sheet Titanium at Room and Elevated Temperatures", Royal Aircraft Establishment, Tech. Note Met. 214, (November, 1955).
- (368) Douglas Aircraft Company, Inc., Santa Monica Testing, "Survey of High Temperature Resisting Materials", Report No. Dou-2056, p 12-13.