

UNCLASSIFIED

Defense Technical Information Center  
Compilation Part Notice

ADP011788

TITLE: III-V Material Systems for Heterostructure Barrier Varactors

DISTRIBUTION: Approved for public release, distribution unlimited

This paper is part of the following report:

TITLE: International Conference on Terahertz Electronics [8th], Held in Darmstadt, Germany on 28-29 September 2000

To order the complete compilation report, use: ADA398789

The component part is provided here to allow users access to individually authored sections of proceedings, annals, symposia, etc. However, the component should be considered within the context of the overall compilation report and not as a stand-alone technical report.

The following component part numbers comprise the compilation report:

ADP011730 thru ADP011799

UNCLASSIFIED

# III-V Material Systems for Heterostructure Barrier Varactors

M. Saglam, A. Megej, J. Sigmund, M. Rodriguez-Girones, K. Mutamba, V. Ichizli, C.I Lin, H. L. Hartnagel

**Abstract**— This paper presents the lattice matched and pseudomorphic  $\text{Al}_{0.7}\text{Ga}_{0.3}\text{As}/\text{GaAs}$  and  $\text{In}_{0.52}\text{Al}_{0.48}\text{As}/\text{In}_{0.53}\text{Ga}_{0.47}\text{As}/\text{InP}$  material systems for HBVs. HBVs with different mesa diameters have been fabricated and their DC characteristics have been measured. A comparison of the DC characteristics are presented for the two material systems.

## I. INTRODUCTION

Heterostructure barrier varactor is an ideal device for direct tripling since the C-V characteristic is evenly symmetric and I-V characteristics is anti-symmetric and only odd harmonic generation occurs under large signal excitation. An undoped high band gap semiconductor is sandwiched between two moderately n-doped smaller band gap semiconductors. The high band gap semiconductor behaves like a barrier which prevents electrons passing through the device.[1]

## II. DEVICE DESIGN AND GROWTH

Several different material systems have been proposed since the invention of the HBV. The most promising material system is  $\text{In}_{0.52}\text{Al}_{0.48}\text{As}/\text{In}_{0.53}\text{Ga}_{0.47}\text{As}/\text{InP}$ . [2] It offers a large conduction band offset, especially when AlAs layers are inserted between the two moderately doped InGaAs layers. High multiplier efficiencies with this material system has been recently reported. [3]

Table I:  $\text{Al}_{0.7}\text{Ga}_{0.3}\text{As}/\text{GaAs}$  HBV material structure

Material	Thickness	Doping
GaAs	300 nm	$5 \times 10^{18} \text{ cm}^{-3}$
GaAs	250 nm	$8 \times 10^{16} \text{ cm}^{-3}$
GaAs	3.5 nm	Undoped
$\text{Al}_{0.7}\text{Ga}_{0.3}\text{As}$	20 nm	Undoped
GaAs	3.5 nm	Undoped
GaAs	500 nm	$8 \times 10^{16} \text{ cm}^{-3}$
GaAs	3.5 nm	Undoped
$\text{Al}_{0.7}\text{Ga}_{0.3}\text{As}$	20 nm	Undoped
GaAs	3.5 nm	Undoped
GaAs	250 nm	$8 \times 10^{16} \text{ cm}^{-3}$
GaAs	2000 nm	$5 \times 10^{18} \text{ cm}^{-3}$
$\text{Al}_{0.7}\text{Ga}_{0.3}\text{As}$	500 nm	Undoped
GaAs	50 nm	Undoped
GaAs S.I Substrate		

This work is supported by DFG under the MEMSTIC Project.

M. Saglam, A. Megej, J. Sigmund, M. Rodriguez-Girones, K. Mutamba, V. Ichizli, C. I. Lin, and H. L. Hartnagel are with the Technical University of Darmstadt, Institut für Hochfrequenztechnik, Merckstr. 25, 64283 Darmstadt

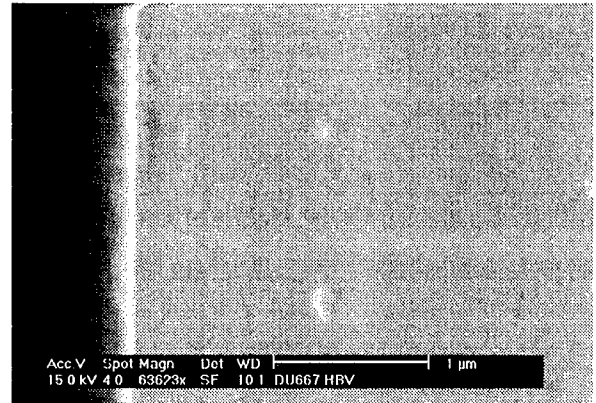


Fig. 1: SEM picture of the two barrier InP-based HBV epitaxial layer grown in University of Duisburg.

The  $\text{Al}_{0.7}\text{Ga}_{0.3}\text{As}/\text{GaAs}$  material system grown on GaAs substrate has considerable attention due to simple process and cheapness of the substrate. The drawback of this material system is high conduction current due to self-heating and Gamma-X transition. [4] Table I shows the layer structure of double barrier  $\text{Al}_{0.7}\text{Ga}_{0.3}\text{As}/\text{GaAs}$  HBV. Fig. 1 shows a SEM picture of a double barrier InP-based HBV structure where the double barriers are clearly seen.

## III. DEVICE FABRICATION

The  $\text{Al}_{0.7}\text{Ga}_{0.3}\text{As}/\text{GaAs}$  and  $\text{InAlAs}/\text{InGaAs}/\text{InP}$  HBV structures which are grown with Molecular-Beam Epitaxy are fabricated using standard photolithography techniques for isolation and ohmic contact patterning, and wet chemical etching of mesa isolation. The Ni/AuGe/Ni and Ti/Pt/Au ohmic contacts are evaporated for GaAs and InP HBVs, respectively. The HBVs with diameters of 10, 20 and 40  $\mu\text{m}$  are fabricated in the form of two columns with a total of four barriers, as shown in Fig. 2.




Fig. 2: SEM picture of the two-column four-barrier  $\text{In}_{0.52}\text{Al}_{0.48}\text{As}/\text{In}_{0.53}\text{Ga}_{0.47}\text{As}/\text{InP}$  HBVs.

#### IV. DC MEASUREMENTS

The measured I-V and C-V characteristics of the HBVs are shown in Fig. 3 and 4, respectively. It is seen that the devices show extremely symmetrical characteristics which proves the quality of the epitaxial growth. The devices with Al<sub>0.7</sub>Ga<sub>0.3</sub>As/GaAs material system exhibit a leakage current of 2.3  $\mu\text{A}/\mu\text{m}^2$  whereas InAlAs/InGaAs/InP material system exhibit much lower leakage current of 0.23  $\mu\text{A}/\mu\text{m}^2$ . The  $C_{\text{max}}/C_{\text{min}}$  ratio in the voltage handling ratio of 10 V for InP and GaAs HBVs are 3.5 and 2.5, respectively.

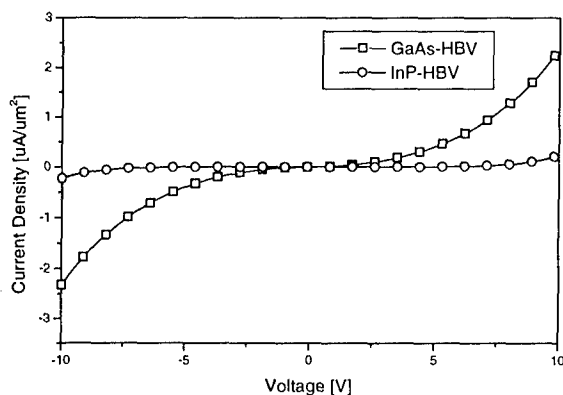


Fig. 3: Measured I-V characteristics of the AlGaAs/GaAs and InAlAs/InGaAs/InP HBVs.

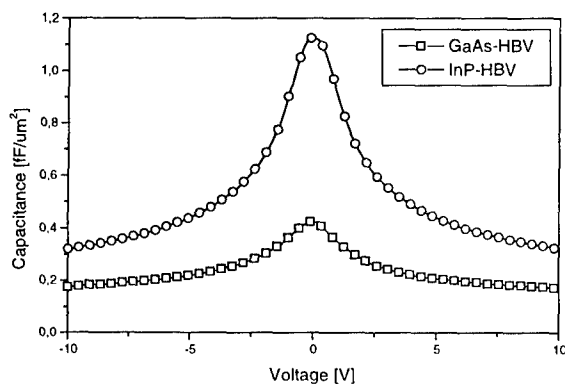


Fig. 4: Measured C-V characteristics of the AlGaAs/GaAs and InAlAs/InGaAs/InP HBVs.

#### V. CONCLUSION

We demonstrated the DC performances of the two different epitaxial designs of the HBVs. It is obviously seen that InP based HBVs have a great potential for the future development of the varactors. The next generation HBVs should increase the power capability and bandwidth of operation frequencies.

#### ACKNOWLEDGEMENT

The authors would like to thank Chiaki Domoto of ATR, Japan and Uwe Auer of University of Duisburg, Germany for the high quality epitaxial layers.

#### REFERENCES

- [1] A. Rydberg, H. Gronqvist, and E. Kollberg, "Millimeter- and submillimeter-wave multipliers using quantum-barrier-varactor (QBV) diodes," *IEEE Electron Device Letters*, vol. 11, pp. 373 - 375, 1990.
- [2] E. Lheurette, P. Mounaix, P. Salzenstein, F. Mollet, and D. Lippens, "High performance InP-based heterostructure barrier varactors in single and stack configuration," *Electronics Letters*, vol. 32, pp. 1417 - 1418, 1996.
- [3] X. Melique, A. Maestrini, E. Lheurette, P. Mounaix, M. Favreau, O. Vanbesien, J. M. Goutoule, G. Beaudin, T. Nahri, and D. Lippens, "12% efficiency and 9.5 dBm output power from InP-based heterostructure barrier varactor triplers at 250 GHz," presented at 1999 IEEE MTT-S International Microwave Symposium Digest, 1999.
- [4] J. Stake, L. Dillner, S. H. Jones, C. Mann, J. Thornton, J. R. Jones, W. L. Bishop, and E. Kollberg, "Effects of self-heating on planar heterostructure barrier varactor diodes," *IEEE Transactions on Electron Devices*, vol. 45, pp. 2298 - 2303, 1998.