

UNCLASSIFIED

AD NUMBER

ADB957358

LIMITATION CHANGES

TO:

Approved for public release; distribution is unlimited.

FROM:

Distribution authorized to DoD and DoD contractors only; Specific Authority; 28 SEP 1984. Other requests shall be referred to Commander, Chemical Research and Development Center, ATTN: SMCCR-SPS-IR, Aberdeen Proving Ground, MD 21010-5423.

AUTHORITY

ECBC memo dtd 15 Oct 2015

THIS PAGE IS UNCLASSIFIED

UNANNOUNCED
UNCLASSIFIED

Canceled by C.C.W.S. *11/28/41*

~~SECRET~~ *11-27-41 C.F.*
DATE BY AUTHORITY OF
E.A.T.R. 354

E.A.T.R. 354, COPY NO. 1.

(Project: A 10.2)

①

PHOSGENE.
MEDIAN LETHAL CONCENTRATIONS FOR MICE:
2- AND 30-MINUTE EXPOSURES.

By

S. D. Silver
R. L. Ferguson
J. Saldick
E. Bowden

Regraded

by authority of

CD Med Lab
23 Nov 41
CML & RAD LABS, A Cml C, Md.

PAUL P. ROTHE, Major Col T

WAR DEPARTMENT
CHEMICAL WARFARE SERVICE
EDGEWOOD ARSENAL, MD.

Member Classified Documents Review Committee

DEC 20 1955

BRIGADIER GENERAL R. L. AVERY, COMMANDING

LT. COLONEL W. C. KABRICH, TECHNICAL DIRECTOR

LT. COLONEL WM. D. FLEMING, M.C., CHIEF, MEDICAL RESEARCH DIVISION

Forwarded to Chief, Chemical Warfare Service

NOV 22 1941

DTIC

OCT 22 1984

A

~~SECRET~~

84 10 02 109

~~SECRET~~
U.S.

AD-B957 358


DTIC FILE COPY

PHOSGENE.
MEDIAN LETHAL CONCENTRATIONS FOR MICM1
2- AND 30-MINUTE EXPOSURES.

Distribution limited to DOD and DOD contractors only; specific authority; (28 Sep 84). Other requests shall be referred to Commander, Chemical Research and Development Center, ATTN: SMCCR-SPS-IR, Aberdeen Proving Ground, MD 21010-5423.

By

S. D. Silver
R. L. Ferguson
J. Saldick
E. Bowden



UNCLASSIFIED

CANCELLED

PHOSGENE.
MEDIAN LETHAL CONCENTRATIONS FOR MICE:
2- AND 30-MINUTE EXPOSURES.

ABSTRACT

Object.

The object of project A 10.2 is to determine the toxicity of various substances in order to estimate their value as possible war agents.

The object of the work described in this report was to determine the median lethal concentrations of phosgene for white mice for exposure periods of 2 and 30 min. and an observation period of ten days. The work was done in order to secure additional data for comparison of the toxicity of cyanogen chloride, hydrocyanic acid and phosgene.

Results.

The results of 9 runs, using an exposure period of 2 min. and an observation period of 10 days, are as follows:

<u>Analytical</u> <u>concn.</u> <u>mg./l.</u>	<u>Fraction</u> <u>dead</u>	<u>Per cent</u> <u>deaths</u>
1.22	3/20	15
1.50	3/20	15
1.68	0/20	0
1.88	8/20	40
2.08	9/20	45
2.36	15/20	75
2.65	9/20	45
2.87	12/20	60
2.99	14/20	70

Dist.

UNCLASSIFIED

The results of 8 runs, using an exposure period of 30 min. and an observation period of 10 days, are as follows:

<u>Analytical</u> <u>concn.</u> mg./l.	<u>Fraction</u> <u>dead</u>	<u>Per cent</u> <u>deaths</u>
0.055	5/20	25
0.071	4/20	20
0.11	6/20	30
0.132	12/20	60
0.138	17/20	85
0.160	17/20	85
0.171	19/20	95
0.217	19/20	95

Conclusions.

1. The median lethal concentration of phosgene for white mice, for an exposure period of 2 min. and an observation period of 10 days, is 2.35 mg./l., with an average deviation of 0.25 mg./l.

2. The median lethal concentration of phosgene for mice, for an exposure period of 30 min. and an observation period of 10 days, is 0.112 mg./l., with an average deviation of 0.016 mg./l.

Recommendations.

None, since the work was done in connection with that on cyanogen chloride (see E.A.T.R. 341).

TABLE OF CONTENTS

	<u>Page</u>
I. INTRODUCTION	1
II. HISTORICAL	1
III. EXPERIMENTAL	2
A. Material	2
B. Animals	2
C. Apparatus	2
D. Procedure	2
E. Results	4
IV. DISCUSSION	5
A. Concentration data	5
B. Known sources of error	6
C. Median lethal concentrations	6
V. CONCLUSIONS	7
VI. RECOMMENDATIONS	7

PHOSGENE.
MEDIAN LETHAL CONCENTRATIONS FOR MICE:
2- AND 30-MINUTE EXPOSURES.

I. INTRODUCTION.

The object of project A 10.2 is to determine the toxicity of various substances in order to estimate their value as possible war agents.

The object of the work described in this report was to determine the median lethal concentrations of phosgene for white mice for exposure periods of 2 and 30 min. and an observation period of ten days. The work was done in order to secure additional data for comparison of the toxicity of cyanogen chloride, hydrocyanic acid and phosgene*.

II. HISTORICAL.

Phosgene is a well known war agent and much work has already been done on it. However, the only reliable information on its median lethal concentrations for mice is rather meager. Wells (E.A.T.R. 119) gives its m.l.c. for a 10-min. exposure and a 5-day observation period as 0.366 mg./l. Miller and Gross (B.M. XXXII, 57) report 0.073 mg./l. as the m.l.c. for a 30-min. exposure and a 10-day observation period.

The m.l.c. of phosgene for dogs for various exposure periods is reported by Armstrong and Witherapoon (E.A.M.R.D. 15). Their conclusions are as follows:

<u>Time of exposure</u>	<u>M.l.c.</u>
seconds	mg./l.
30	16.19
60	8.41
180 (3 min.)	1.51
300 (5 min.)	0.85
450 (7-1/2 min.)	0.62

* 4th ind., CWS 400.112/137 secret, CG, EA, May 1, 1941, to C, CWS on basic letter, same file, CG, EA, March 6, 1941, subject, A 3.5-1 E.A.T.R. 340, KCN, Stability in Shell, Status Report, 1940, to C, CWS.

No record can be found reporting the m.l.c. of phosgene for mice exposed for periods of less than 10 min.

III. EXPERIMENTAL.

A. Material.

The phosgene used was obtained from the Toxic Gas Yard. Analysis by the Analytical Dept. of the Research Division showed it to be of the following composition:

Phosgene	98.92%
HCl	0.64%
Cl ₂	0.04%
Residue	0.001%

B. Animals.

The white mice used in these experiments were healthy stock purchased from dealers. Mice from two lots, no. 23 and 24, were used. Twenty-five mice from each lot were set aside as controls in order to establish the normal daily death rate. Data pertaining to these mice are tabulated below:

<u>Run</u>	<u>Lot used</u>	<u>Date received</u>	<u>Observation period</u> days	<u>Daily death rate</u> %
1-7	23	7/9/41	16	0.0
8-17	24	7/15/41	21	0.19

C. Apparatus.

All apparatus is shown in photo. 8798.

D. Procedure.

The airflow through the gassing chamber was started and adjusted to 250 l./min. The phosgene was introduced from a cylinder through a flowmeter (adjusted to a predetermined pressure differential for each run by means of the pressure equalizer) into a five-liter mixing bowl, and thence into the upper right-hand front corner of the chamber. From the equation $t_{99} = \frac{4.6 \times \text{chamber vol.}}{\text{airflow}}$, we find that the

concentration in a 386-l. chamber with an airflow of 250 l./min. reaches 99% of equilibrium concentration after 7.1 min. Accordingly, sampling was started after 8-1/2 minutes had elapsed; the mice were introduced at the tenth minute and exposed for either two or thirty minutes.

The interior of the chamber was sprayed with protective lacquer before runs were started. After 20 runs had been made, slight corrosion of the chamber walls was observed.

Samples of the gas-air mixture were aspirated at the rate of 1 l./min. through a Vigreux-type bubbler containing 35 ml. of aqueous 5% sodium peroxide. The volume of the sample of gas-air mixture drawn for the two-minute gasings was 10 l. on the wet meter; for the 30-min. runs 30 to 50 l. were taken. The true volume was calculated from the formula:

$$\text{True volume} = \frac{(\text{barometer reading} - \text{wet meter manometer reading})}{\text{barometer reading}} \times \text{observed vol.}$$

In order to test the efficiency of the absorbing system, two of the bubblers, in series, were each filled with 25 ml. of 5% sodium peroxide, and 10 l. of gas-air mixture (concentration 2.63 mg./l.) were drawn through them at the relatively high rate of 1.8 l./min. No halogen was found in the second bubbler.

After each sample had been drawn from the chamber, the contents of the bubbler were transferred quantitatively to a 250-ml. glass-stoppered Erlenmeyer flask and boiled for twenty minutes to decompose the peroxide. After being cooled, the solution was analyzed for chlorides by a modification of the Volhard method. A slight excess of 1:1 nitric acid (free of nitrous acid and oxides of nitrogen), a measured excess of standard silver nitrate (approx. 0.02 M), and a few drops of nitrobenzene were added. The flask was shaken vigorously to flocculate the silver chloride. The excess of silver nitrate was titrated with standard potassium thiocyanate (approx. 0.02 M), using ferric alum as indicator.

The concentration of phosgene was calculated by use of the following formula:

$$\text{Anal. concn. (mg./l.)} = \frac{(\text{ml. AgNO}_3 \times \text{N.F.*}) - (\text{ml. KCNS} \times \text{N.F.*})}{\text{true volume}} \times 49.5$$

In order to test the analytical procedure under operating conditions two samples of gas-air mixture were withdrawn on succeeding days (7/21/41 and 7/22/41), the settings on the flowmeters remaining unchanged. Ten-liter samples were drawn. The empty mouse carriage was introduced into, and withdrawn from, the chamber in the normal fashion during sampling. The analytical concentrations on these runs were 2.59 and 2.50 mg./l., respectively. These were regarded as satisfactory checks.

* = normality factor.

E. Results.

The results of the two-min. runs are tabulated in table 1.

Table 1

Toxicity of Phosgene to Mice: 2-min. Exposure

Run:	Date:	Anal.:	Daily deaths (cumulative)										
no.:	concn.:	Immed.*:	1	2	3	4	5	6	7	8	9	10	10 day
1941:	mg./l.:												%
1	7-14:	1.22	0	0	1	2	2	2	2	3	3	3	15
4	7-14:	1.50	0	2	3	3	3	3	3	3	3	3	15
2	7-14:	1.68	0	0	0	0	0	0	0	0	0	0	0
3	7-14:	1.88	0	5	8	8	8	8	8	8	8	8	40
5	7-15:	2.08	0	8	9	9	9	9	9	9	9	9	45
15	7-21:	2.36	0	13	13	13	14	14	15	15	15	15	75
6	7-15:	2.65	0	7	8	8	8	8	9	9	9	9	45
16	7-22:	2.87	0	11	12	12	12	12	12	12	12	12	60
7	7-15:	2.99	0	10	14	14	14	14	14	14	14	14	70

The results of the thirty-min. exposures are tabulated in table 2.

Table 2

Toxicity of Phosgene to Mice: 30-min. Exposure

Run:	Date:	Anal.:	Daily deaths (cumulative)										
no.:	concn.:	Immed.*:	1	2	3	4	5	6	7	8	9	10	10 day
1941:	mg./l.:												%
11	7-18:	0.058	0	2	4	4	5	5	5	5	5	5	25
13	7-21:	0.071	0	3	4	4	4	4	4	4	4	4	20
12	7-18:	0.11	0	0	5	8	6	6	6	6	6	6	30
8	7-17:	0.132	0	11	12	12	12	12	12	12	12	12	60
17	7-22:	0.138	0	16	17	17	17	17	17	17	17	17	85
14	7-21:	0.160	0	16	16	17	17	17	17	17	17	17	85
9	7-17:	0.171	0	19	19	19	19	19	19	19	19	19	95
10	7-17:	0.217	0	17	17	17	18	19	19	19	19	19	95

* Deaths were classed as immediate if they occurred during the exposure period or within 1 hr. thereafter.

Upon introduction into the gassing chamber for the 30-min. exposures, the mice became excited. The eyes were half-closed and the mice were observed to be scratching their noses. Within one minute they invariably became quiet and were apparently holding their breaths. At about 1-1/2 minutes some lacrimation was usually noticeable.

Among the mice exposed for 30 min., a moderate amount of lacrimation was noticed. The mice did not hold their breaths for extended periods of time, but their breathing was shallow. Some gasping was observed.

Microscopic examination was made of sections from the lungs of two mice from run 10 (30-min. exposure to a concentration of 0.217 mg./l.) which had died between 16 and 17 hours after exposure. In the major portion of the alveoli a pinkish-red, finely granular material was found. The alveolar walls were thick in some areas and thin in others. The capillaries were distended with red cells. Areas of emphysema were found; however, this condition was more marked near the pleura. The bronchioles contained pinkish red, finely granular material such as was found in the alveoli. In several of the bronchioles the epithelium had sloughed and was lying in the lumen of the bronchiole.

Microscopic examination showed a marked edema of the lungs, sloughing of the bronchiole epithelium and congestion of the lungs.

IV. DISCUSSION.

A. Concentration data.

Only analytical concentrations were used in this work. In order to set up the wide range of concentrations necessary for the toxicity determinations a number of different phosgene flowmeters were utilized. This made it highly impractical to calibrate each one for the purpose of calculating the nominal concentrations. The use of two absorption bubblers in series showed that all the agent was collected in the first one, and the method of analysis was one approved and suggested by the Analytical Department of the Research Division. It is, therefore, considered that the analytical concentrations give a true picture of actual conditions in the gassing chamber.

B. Known sources of error.

Per cent error

1. Chemical and physical.

- | | |
|---|-------|
| a. Purity of phosgene 98.92% | 1.08 |
| b. Nominal concentrations were not used | |
| c. Analytical concentration $C_a = m/v$
m = weight found by analysis
depending on titrative volume. | |
| Near m.l.c. volume = 25 ± 0.05 ml.
(2-min. exposure) | 0.2 |
| Near m.l.c. volume = 4 ± 0.05 ml.
(30-min. exposure) | 1.26 |
| v = volume of sample = 10 ± 0.01 l.
(2-min exposure) | 0.1 |
| v = volume of sample = 30 ± 0.01 l.
(30-min. exposure) | 0.033 |

2. Biologic.

- | | |
|--|----------------|
| a. Animals | |
| Lot 23, 10-day death rate 0.0% | indeterminable |
| Lot 24, " " " 1.9% | " |
| Physiologic variations due to differences in age, sex, nutritional history, etc. | " |

C. Median lethal concentrations.

From table 1 the concentrations were plotted against the per cent 10-day deaths (chart 1). The median lethal concentration for a 2-min. exposure was read from chart 1 to be 2.35 mg./l., with an average deviation of 0.25 mg./l. From table 2 the concentrations were plotted against the per cent 10-day deaths (chart 2). The median lethal concentration for a 30-min. exposure was read from chart 2 to be 0.112 mg./l., with an average deviation of 0.018 mg./l. The average deviation is used as a measure of the internal consistencies of charts 1 and 2.

A comparison of cd values for the two different exposure times as well as for the 10-min exposure as reported in M.A.T.H. 119 follows.

Exposure time (t), in min.	2	10	30
Median lethal concn. (c), in mg./l.	2.35	0.375	0.112
ct	4.70	3.75	3.36

It appears that the ct value is fairly constant. The high value in the 2-min. exposure run might be ascribed to the fact that the mice seemed to hold their breaths for an appreciable part of the exposure.

V. CONCLUSIONS.

1. The median lethal concentration of phosgene for white mice, for an exposure period of 2 min. and an observation period of 10 days, is 2.35 mg./l., with an average deviation of 0.25 mg./l.

2. The median lethal concentration of phosgene for mice, for an exposure period of 30 min. and an observation period of 10 days, is 0.112 mg./l., with an average deviation of 0.016 mg./l.

VI. RECOMMENDATIONS.

None, since the work was done in connection with that on cyanogen chloride (see M.A.T.R. 341).

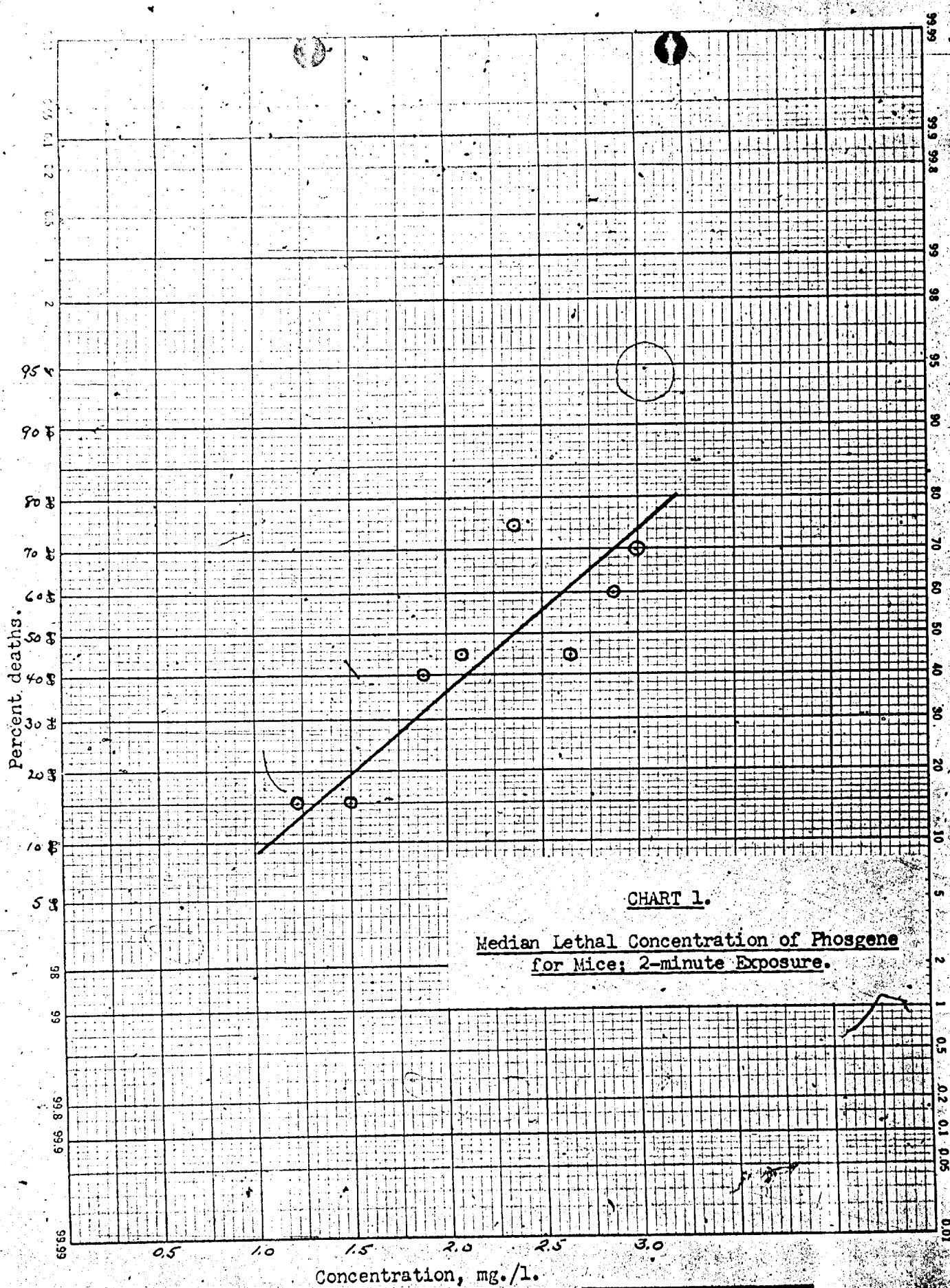
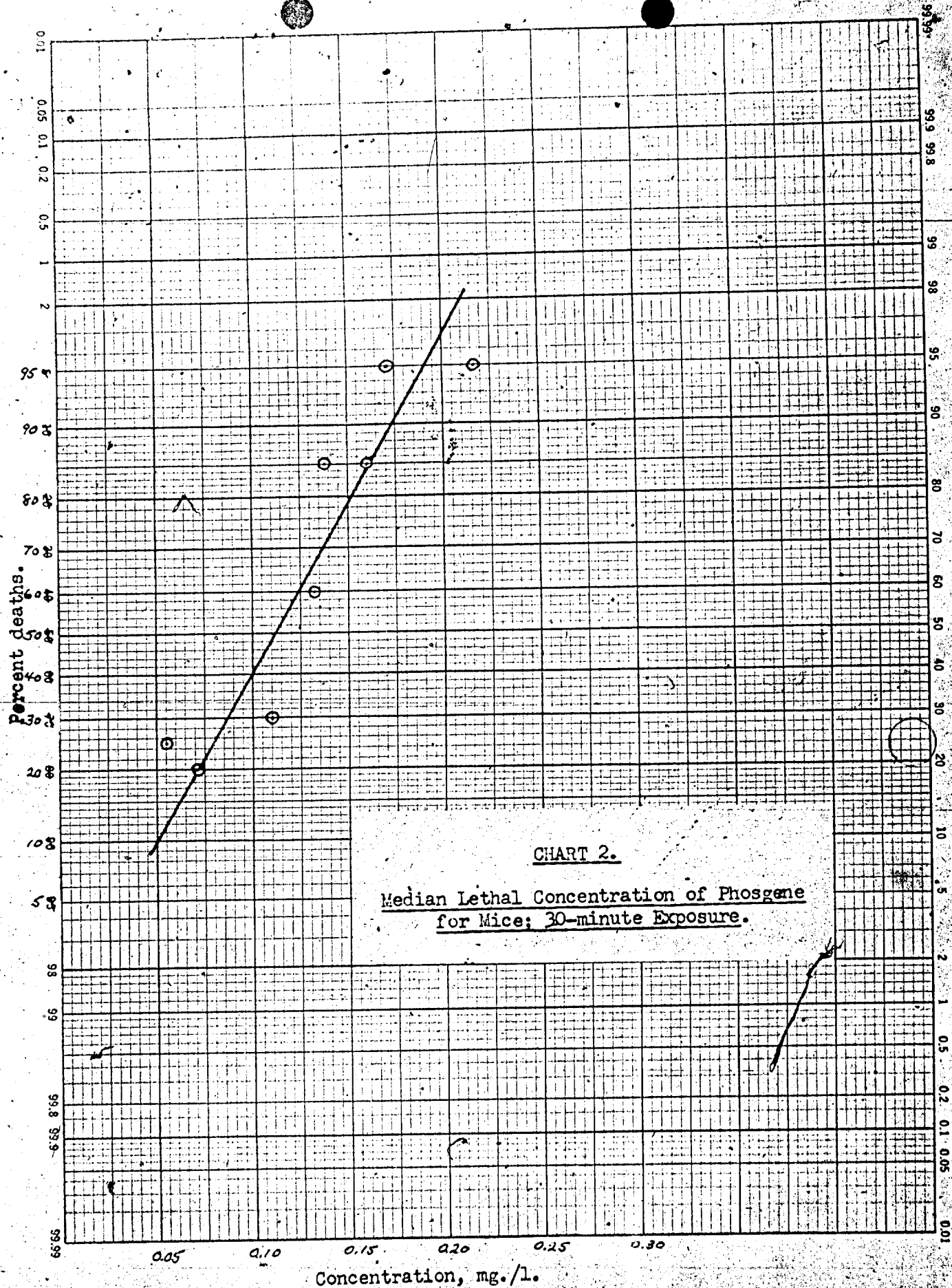



CHART 1.

Median Lethal Concentration of Phosgene
for Mice; 2-minute Exposure.





DATA
SERIAL
SERVICE

RESTRICTED 8798

Submitted:

S. D. Silver
S. D. Silver*

R. L. Ferguson
R. L. Ferguson*

J. Saldick
J. Saldick*

E. Bowden
E. Bowden*

* Authors.

Experimental work:

Started: July 11, 1941
Completed: August 4, 1941
Notebook: 794

M.A.T.R. 354.

Phosgene.
Median Lethal Concentrations for
Mice: 2- and 30-Minute Exposures.

Project A 10.2.

10 copies made)
Typed: met)

Forwarded: November 22, 1941

Supervised:

H. E. Skipper
H. E. Skipper,
2nd Lt., C.W.S.

W. J. H. B. Wells
W. J. H. B. Wells

Edited:

John P. Crispell
John P. Crispell,
2nd Lt., C.W.S.,
Information Division

Approval recommended:

Wm. D. Fleming
Wm. D. Fleming,
Lt. Colonel, M.C.,
Chief, Medical Research Division

Duncan MacRae
Duncan MacRae,
Assistant Technical Director.

APPROVED:

W. C. KARRICH
W. C. KARRICH,
Lt. Colonel, C.W.S.,
Technical Director.



DEPARTMENT OF THE ARMY
US ARMY RESEARCH, DEVELOPMENT AND ENGINEERING COMMAND
EDGEWOOD CHEMICAL BIOLOGICAL CENTER
5183 BLACKHAWK ROAD
ABERDEEN PROVING GROUND, MD 21010-5424

REPLY TO
ATTENTION OF

RDCB-DPC-RS

15 October 2015

MEMORANDUM THRU Director, Edgewood Chemical Biological Center, (RDCB-D/Dr. Joseph Corriveau), 5183 Blackhawk Road, Aberdeen Proving Ground, Maryland 21010-5424

FOR Defense Technical Information Center, 8725 John J. Kingman Road, Ft Belvoir, VA 22060

SUBJECT: Internal Request for Change in Distribution

1. This action is in response to an Edgewood Chemical Biological Center (ECBC) Internal Request for a Change in Distribution for the following documents as listed in attachment.
2. The listed documents have been reviewed by ECBC Subject Matter Experts and deemed suitable for the change in distribution to read "Approved for public release; distribution unlimited."
3. The point of contact is Adana Eilo, ECBC Security Specialist, (410) 436-2063 or adana.l.eilo.civ@mail.mil.

Encl


RONALD L. STAFFORD
Security Manager

PHOSGENE REFERENCES

- [1] Alexander, SF, and Michel, HO, *A Study of Blood Viscosity and Blood Cellular Concentrations in Phosgene Poisoning in the Rabbit*, **MD-EA-MR-51**. Chemical Corps, Army Chemical Center, MD, 21 March 1942. UNCLASSIFIED. CBRNIAC-CB-176586 (Dist. E)
- [2] Armstrong, GC, and Witherspoon, MC, *Minimum Lethal Concentrations, Symptomatology, and Pathology of Phosgene*, **EAMRD-15**. Edgewood Arsenal, Aberdeen Proving Ground, MD, 15 September 1923. UNCLASSIFIED. ADB968583. (Dist. D)
- [3] Bowers, RV, Ferguson, RL, Ginsburg, TH, and Shils, ME, *The Effects of Strychnine Convulsions on the Recovery Rate in Rabbits Exposed to Phosgene*. **MD-EA-MR-73**. Chemical Corps, Army Chemical Center, MD, 23 November 1942. UNCLASSIFIED. CBRNIAC-CB-176608 (Dist. E)
- [4] Bowers, RV, McElroy, OE, Ginsburg, TH, Shils, ME, and Neville, GA, *Blood Sugar Changes in Goats After Exposure to Phosgene*. **MD-EA-MR-75**. Chemical Corps, Army Chemical Center, MD, 21 December 1942. UNCLASSIFIED. CBRNIAC-CB-176610 (Dist. E)
- [5] CWS Technical Command, *Medical Division Status Summaries*, **CWS-FLM-1-4-5**. Chemical Warfare Center, Edgewood Arsenal, MD, August 1944. UNCLASSIFIED. CBRNIAC-CB-060704 (Dist. E)
- [6] Craighill MD, and Morse RE, *A Digest of Reports Concerning the Toxic Effect of Phosgene on Man and the Laboratory Animal*, **EAMRD-5**. Medical Research Division, Edgewood Arsenal, MD, May 1922. UNCLASSIFIED. ADE470124 (Dist. E)
- [7] Groesbeck, WM, and Witherspoon, MG, *Lethal Concentration of Phosgene for Dogs for 7-1/2 Minute Exposure*. **EA-CD-101**, Edgewood Arsenal, Aberdeen Proving Ground, MD, 23 January 1922. UNCLASSIFIED. ADB955157 (Dist. E)
- [8] Marshall, EK, and Hanson, GF, *Report on Toxicity of Phosgene on Dogs*, Report No. 14 in Marshall, EK ed., **Pharmacological and Research Section Monographs**. War Department Chemical Warfare Service, Research Division, American University Experiment Station, Washington, DC, c. 1917. On file with the Historical Research and Response Team, Research, Development and Engineering Command, Aberdeen Proving Ground, MD. CBRNIAC-CB-183825 (Dist. E)
- [9] Miller, EJ, and Gross, J, *Minimum Lethal Concentration of Phosgene for Dogs, Monkeys, Mice, Rats, Rabbits, and Guinea Pigs*, Report No. 334 in Marshall, EK ed., **Pharmacological and Research Section Monographs**. War Department Chemical Warfare Service, Research Division, American University Experiment Station, Washington, DC, 28 December 1918. On file with the Historical Research and Response Team, Research, Development and Engineering Command, Aberdeen Proving Ground, MD. CBRNIAC-CB-171644 (Dist. E)
- [10] Silver, SD, Ferguson, RL, Saldick, J, and Bowden, E, *Phosgene. Median Lethal Concentrations for Mice: 2- and 30-Minute Exposures*, **EA-TR-354**. War Department, Chemical Warfare Service, Edgewood Arsenal, MD, 22 November 1941. UNCLASSIFIED. ADB957358 (Dist. D)

[11] Silver SD, McGrath FP and Krackow EH, *Phosgene LC50 for Goats: 2 Min Exposure*, **TRLR-20**. War Department, Chemical Warfare Service, Edgewood Arsenal, MD, 15 December 1943. UNCLASSIFIED. CBRNIAC-CB-176207 (Dist. E)

[12] Vedder EB and Sawyer HP, *The Experimental Treatment of Phosgene Poisoning*, **EAMRD-30**. War Department, Chemical Warfare Service, Edgewood Arsenal, Edgewood, MD, 2 March 1925. UNCLASSIFIED. ADB954932 (Dist. E)

[13] Wells, WJHB, *Toxicity of Phosgene to White Mice by Inhalation*, **EATR-119**. Edgewood Arsenal, Aberdeen Proving Ground, MD, 21 November 1932. UNCLASSIFIED. ADB956567 (Dist. D)

[14] Weston, RE, Karel, L, LaGrave, DR, and Kriete, HA, *Studies on the Toxicology of Phosgene: I. The Determination of the Retained Lethal Dose and the Respiratory Response in Unanesthetized, Normal Dogs, Goats, Monkeys, and Rabbits, Exposed by Dosimetric Gassing*, **MDR-70**. Chemical Corps, Army Chemical Center, MD, 1 February 1946. UNCLASSIFIED. CBRNIAC-CB-176464 (Dist. E)