

UNCLASSIFIED

AD NUMBER

ADB014152

LIMITATION CHANGES

TO:

Approved for public release; distribution is unlimited.

FROM:

Distribution authorized to U.S. Gov't. agencies only; Test and Evaluation; SEP 1998. Other requests shall be referred to Edgewood Arsenal, Attn: SAREA-TS-R, Aberdeen Proving Ground, MD 21010.

AUTHORITY

EA D/A ltr, 9 Mar 1978

THIS PAGE IS UNCLASSIFIED

AD-B014 152

Dup  
B014 152

break SF md young  
Circuitale



EDGEWOOD ARSENAL CONTRACTOR REPORT

EM-CR 76105

EA-3T01

TECHNICAL  
LIBRARY

EXPLOSIVE CLASSIFICATION TESTING OF PYROTECHNIC END ITEM

BROWN BESS CARTRIDGES

By

W. R. Wilcox

September 1976

19971009 182

NASA NATIONAL SPACE TECHNOLOGY LABORATORIES

COMPUTER SCIENCES CORPORATION

Engineering and Science Services Laboratory

Bay Saint Louis, Mississippi 39520



DEPARTMENT OF THE ARMY

Headquarters, Edgewood Arsenal

Aberdeen Proving Ground, Maryland 21010



DTIC QUALITY INSPECTED 3

Distribution limited to US Government agencies only because of test and evaluation; September 1976. Other requests for this document must be referred to Commander, Edgewood Arsenal, Attn: SAREA-TS-R, Aberdeen Proving Ground, Maryland 21010.

DISCLAIMER

The findings in this report are not to be construed as an official Department of the Army position unless so designated by other authorized documents.

DISPOSITION

Destroy this report when no longer needed. Do not return to originator.

REPORT DOCUMENTATION PAGE		READ INSTRUCTIONS BEFORE COMPLETING FORM
1. REPORT NUMBER EM-CR-	2. GOVT ACCESSION NO.	3. RECIPIENT'S CATALOG NUMBER
4. TITLE (and Subtitle) EXPLOSIVE CLASSIFICATION TESTING OF PYRO- TECHNIC END ITEM BROWN BESS CARTRIDGES		5. TYPE OF REPORT & PERIOD COVERED September 1975
7. AUTHOR(s) W. R. Wilcox		6. PERFORMING ORG REPORT NUMBER EA-3T01
9. PERFORMING ORGANIZATION NAME AND ADDRESS NASA National Space Technology Laboratories Computer Sciences Corporation Engineering & Sciences Services Laboratories Bay St. Louis, MS 39520		8. CONTRACT OR GRANT NUMBER(s) MIPR BT005 NAS13-50
11. CONTROLLING OFFICE NAME AND ADDRESS Commander, Edgewood Arsenal Attn: SAREA-TS-R Aberdeen Proving Ground, MD 21010		10. PROGRAM ELEMENT, PROJECT, TASK AREA & WORK UNIT NUMBERS
14. MONITORING AGENCY NAME & ADDRESS (If different from Controlling Office) Edgewood Arsenal Resident Laboratory National Space Technology Laboratories Bay St. Louis, MS 39520 (CPO Mr. D. M. Koger [601] 688-3180)		12. REPORT DATE September 1976
		13. NUMBER OF PAGES 25
		15. SECURITY CLASS. (of this report) UNCLASSIFIED
		15a. DECLASSIFICATION/DOWNGRADING SCHEDULE N/A
16. DISTRIBUTION STATEMENT (of this Report) Distribution limited to U.S. Government agencies only because of test and evaluation September 1976. Other requests for this document must be referred to Commander Edgewood Arsenal, Attn: SAREA-TS-R, Aberdeen Proving Ground, Maryland 21010		
17. DISTRIBUTION STATEMENT (of the abstract entered in Block 20, if different from Report)		
18. SUPPLEMENTARY NOTES None		
19. KEY WORDS (Continue on reverse side if necessary and identify by block number) Brown Bess Cartridges <ul style="list-style-type: none"> <li>● Detonation Test "A"</li> <li>● Detonation Test "B"</li> <li>● Detonation Test "C"</li> </ul>		
20. ABSTRACT (Continue on reverse side if necessary and identify by block number) This document contains the results of tests performed on the Brown Bess Cartridges in a 60 rd. cartridge container in accordance with U.S. Army Technical Bulletin 700-2, Change 1, Chapter 4 with the following results: Detonation Test "A" - No propagation within the single container; Detonation Test "B" - Not required; and External Heat Test "C" - No explosion.		

## PREFACE

The work described in this report was authorized under US Army MIPR BT005 and Technical Work Request (TWR) EA 3T01. It was performed at the NASA National Space Technology Laboratories (NSTL) for the Edgewood Arsenal Resident Laboratory (EARL) and NASA-NSTL by the Computer Sciences Corporation under Contract NAS 13-50. This work was completed 9 September 1976.

Reproduction of this document in whole or in part is prohibited except with permission of Commander, Edgewood Arsenal, Attn: SAREA-TS-R, Aberdeen Proving Ground, Maryland; however, DDC is authorized to reproduce the document for United States Government purposes.

The use of trade names in this report does not constitute an official endorsement or approval of the use of such commercial hardware or software. This report may not be cited for purposes of advertisement.

The information in this document has not been cleared for release to the general public.

## TABLE OF CONTENTS

<u>SECTION NO.</u>	<u>TITLE</u>	<u>PAGE NO.</u>
1.0	INTRODUCTION	5
1.1	Objective	5
1.2	Authority	5
1.3	Background	5
2.0	TECHNICAL APPROACH	5
2.1	Background	5
2.2	End Item Munition Tests	8
2.3	Instrumentation	8
3.0	RESULTS	8
3.1	Detonation Test "A"	8
3.2	Detonation Test "B"	8
3.3	External Heat Test "C"	9/10
3.4	Weight	9/10
4.0	CONCLUSIONS	9/10
5.0	RECOMMENDATIONS	9/10
	APPENDIX A	11
	APPENDIX B	12
	DISTRIBUTION LIST	21

## LIST OF ILLUSTRATIONS

<u>FIGURE NO.</u>	<u>TITLE</u>	<u>PAGE NO.</u>
1.	Overall View of Brown Bess Cartridge Container With Cartridge, Matchhead Igniter and Primed Round in Foreground	6
2.	Container Arrangement	7



# EXPLOSIVE CLASSIFICATION TESTING OF PYROTECHNIC END ITEM

## BROWN BESS CARTRIDGES

### 1.0 INTRODUCTION

1.1 Objective. The objective of this study was to provide results of the Brown Bess Cartridges tendency to propagate within a single shipping container, between shipping containers, and the reaction resulting from burning the munition in an intense fire. The individual tests specified in TB 700-2, Change 1, Chapter 4 are:

- Detonation Test "A"
- Detonation Test "B"
- External Heat Test "C"

1.2 Authority. The work described in this report was authorized by TWR EA-3T01.

1.3 Background. Evaluation of pyrotechnic end item munitions is currently accomplished through test data obtained from specific tests performed in accordance with Chapter 4, TB 700-2. Chapter 4 provides test requirements for pyrotechnic end item munitions manufactured, packaged, and ready for field use.

The results of tests may be utilized by cognizant Department of Defense/Department of Transportation agencies to assign hazards classification and compatibility for transportation and storage of end item munitions.

### 2.0 TECHNICAL APPROACH

2.1 Background. The Brown Bess is a muzzle loaded musket dating from revolutionary times. It is displayed and fired during demonstrations and ceremonies by the "Commander-In-Chief Guards" of the 3rd United States Infantry (The Old Guard), Fort Meyer, Virginia. Its operation required black powder cartridges. A cartridge is made of standard bond paper rolled into a 1.3cm (.50 in.) diameter cylinder 11.4 cm (4.50 in.) long, the cartridge wall being four ply. One end is crimped and fastened with cellophane tape. The cartridge is loaded with 9.72 grams (150 gr) of FFF<sub>g</sub> Black Powder (Index 13-17). The top of the cartridge is crimped by rolling the paper three times toward the longitudinal center of the cylinder and fastening it with cellophane tape.

Sixty Brown Bess Cartridges are placed in a container as shown in Figure 1 for transportation. Salient container features are shown in Figure 2. The 60rd cartridge container was designed and developed at NSTL for the specific purpose of rendering the cartridges "incapable of functioning en masse as a result of the functioning of any single cartridge in the container or as a result of exposure to external flame." [Ref.: 49CFR 173.100 b (3)]. The container was additionally required to prohibit a massive fire hazard.






Figure 1. Overall View of Brown Bess Cartridge Container With Cartridge, Matchhead Igniter and Primed Round in Foreground

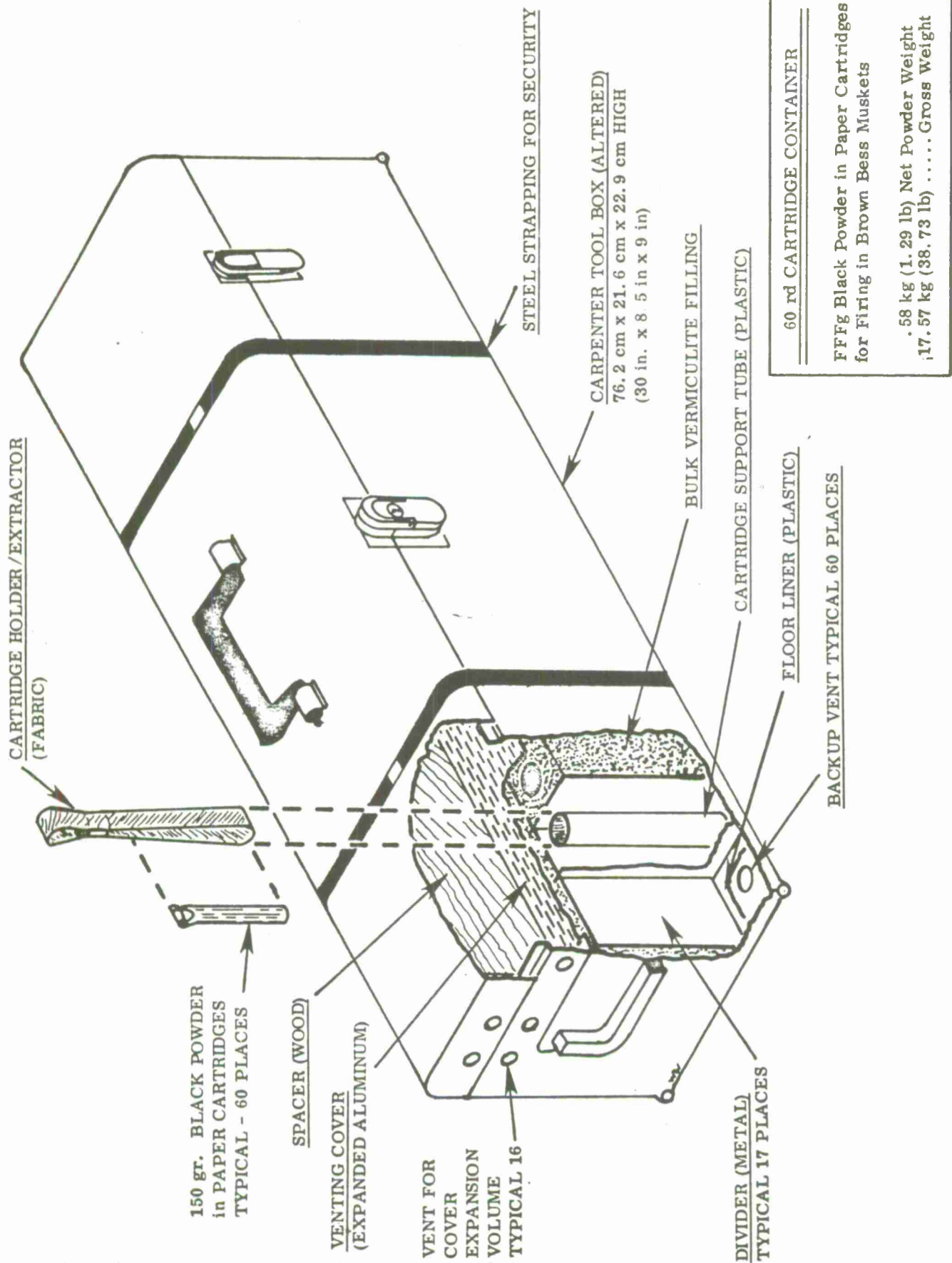


Figure 2 Container Arrangement

2.2 End Item Munition Tests. Detonation Test "A" was conducted with the Brown Bess Cartridges packaged in the 60 round container. A centrally located cartridge was primed with an electric matchhead igniter.

The test was conducted five times to demonstrate:

- No propagation between donor and acceptor rounds
- No significant airblast
- No container rupture or fragment dispersion

Ordinarily, Detonation Test "B" is required when Detonation Test "A" results in propagation between items or container rupture. In the particular case of the Brown Bess cartridge, satisfactory completion of the Detonation Test "A" series precludes the conduct of the "B" test.

External Heat Test "C" is intended to simulate a condition wherein packaged end items are completely enveloped in a severe fire. The container was placed in the center of a crib 1.2 m (48 in.) square x 1.1m (43 in.) high. The interior of the crib was filled with scrap lumber and doused with 2087. (55 gal.) of diesel fuel. The fire was ignited on opposite sides of the crib base by two electrical matchhead igniters to which 10 grams of UTC 3001 propellant was attached.

External Heat Test "C" was conducted to demonstrate:

- No explosive mass reaction of the cartridges and attendant airblast
- No container rupture or fragment dispersion

2.3 Instrumentation. Each Detonation Test "A" was photographed in color at 24 frames per second; a bare round was photographed at the 50mm frame rate for demonstration only. The External Heat Test "C" was photographed in color at 6.28 frames per second. Black and white photographs are included in Appendix B to this Report. Airblast instrumentation was not deployed because the requirements for no container rupture were deemed to be adequate to demonstrate the absence of significant overpressures of 3.4kPa (.5psi) at 4.75m (15.6 ft)

### 3.0 RESULTS

3.1 Detonation Test "A". The 60 round container of Brown Bess cartridges was subjected to the End Item Detonation Test "A" five times. In each test there was no propagation to another cartridge in the container, significant airblast, container rupture or fragment dispersion. The only outward indications of donor functioning were an audible report and a puff of smoke. There was no motion picture coverage of the second test (32-6-01B) because of a camera malfunction.

3.2 Detonation Test "B". Not required. (See paragraphs 2.2 and 3.1).

3.3 External Heat Test "C". The 60 round container of Brown Bess Cartridges was subjected to an intense wood and diesel fuelled fire as described in paragraph 2.2 lasting approximately one hour. There was no explosive mass reaction of the cartridges, container rupture or fragment dispersion. The first observed round functioned at 12.9 min. after ignition and the last at 55.0 min. The mean time to function for all rounds was 33.8 min. with a standard deviation of 9.5 min. (These data compare very favorably with a previous experimental 24 round container which functioned its rounds between 10.8 min. and 19.0 min. with a mean time to function at 14.9, 2.9 min.)

3.4 Weight. The prototype 60 round cartridge container was weighed as follows:

Empty Box	14.7 kg	(32.5 lb.)
Vermiculite	<u>2.2</u>	(4.8)
Tare Weight =	16.9	(36.3)
Cartridges	<u>.7</u>	(1.5)
Gross Weight =	<u>17.6 kg</u>	(38.7 lb.)

(This weight of .29 kg (.65 lb.) per round compares favorably with the experimental 24 round container mentioned above that weighed 10.0 kg (22.1 lb.) for .42 kg (.92 lb.) per round).

#### 4.0 CONCLUSIONS


The results of these tests on the Brown Bess Cartridges in the 60 round container indicate that:

- No propagation occurred within the container when a single round was functioned.
- There was no significant airblast during any of the tests.
- There was no container rupture or fragment dispersion during any of the tests.
- There was no mass reaction of the cartridges during any of the tests.
- The External Heat Test "C" pyre with the loaded 60 round container is no more hazardous to its surroundings than it would be without the container.

#### 5.0 RECOMMENDATIONS

It is recommended that the reaction suppression techniques developed for this application be subjected to further study and development and that additional applications be considered.





APPENDIX A  
DATA SHEETS

Test Type Standard TB 700-2 Detonation A Test		Date 6 Aug 76
Sponsoring Agent Edgewood Arsenal Resident Laboratory for 3d United States Infantry (The Old Guard)		Test Number 32-6-01A thru 32-6-01E
Contract Number NSTL TWR EA 3T01 MIPR BT005	Designation Brown Bess Cartridge 150 grain FFFg Black Powder	
Specification 60 rd = 583 gm (1.29 lb) Total EARL 60 rd Cartridge Container Prototype	Drawing Number None	
Lot Number N/A	Manufacture Date 5 Aug 76	
METEOROLOGICAL DATA		
Temperature 32 deg C (90 deg F)	Humidity 63 %	Barometric Pressure 1014 mb (29.94 in Hg)
Wind Direction 245	Wind Velocity 8 km/hr (5 mph)	
TEST SET UP		
Priming Electric Matchhead Igniter	Location of A: row 3, col. 8 B: row 3, col. 9 XXXXXXXXX C: row 2, col. 10 D: row 2, col. 8 Donor E: row 3, col. 9	
Booster None	Confinement N/A	
TEST RESULTS		
Detonation Test A	Detonation Test B NOT REQUIRED	External Heat Test "C"
Propagation Yes <u>0</u> No <u>5</u>	Propagation Yes <u>    </u> No <u>    </u>	Explosion Yes <u>    </u> No <u>    </u>
Attachments Photo <u>    </u> Map <u>    </u> Blast Press. <u>    </u>	Attachments Photo <u>    </u> Map <u>    </u> Blast Press. <u>    </u>	Attachments Photo <u>    </u> Map <u>    </u> Blast Press. <u>    </u>
Test Conductor <i>Steve Fuentes</i>	Project Engineer <i>W. R. ...</i>	Test Dept. Head <i>W. M. ...</i>

Assigned Classification

ICC Forbidden	<input type="checkbox"/>
ICC Restricted *	<input type="checkbox"/>
ICC Class A	<input type="checkbox"/>
ICC Class B	<input type="checkbox"/>

\_\_\_\_\_  
Signature

\_\_\_\_\_  
Title

\_\_\_\_\_  
Organization

\*Shipping instructions are to be obtained from ICC Para. 3-13A(2)

Test Type Standard TB 700-2 External Heat Test "C"		Date 9 Aug 76
Sponsoring Agent Edgewood Arsenal Resident Laboratory for 3d United States Infantry (The Old Guard)		Test Number 33-6-01
Contract Number NSTL TWR EA 3Tol MIPR BT005	Designation Brown Bess Cartridge 150 grain FFFg Black Powder	
Specification 60 rd = 583 gm (1.29 lb) Total EARL 60 rd Cartridge Container Prototype	Drawing Number None	
Lot Number N/A	Manufacture Date 5 Aug 76	
METEOROLOGICAL DATA		
Temperature 30 deg C (90 deg F)	Humidity 42 %	Barometric Pressure 1012 mb (29.90 in Hg)
Wind Direction 330	Wind Velocity 10 km/hr (6 mph)	
TEST SET UP		
Priming Electric Matchhead Igniter	Location of Acceptor In center of pyre	
Booster 208 l (55 gal) Diesel Fuel	Confinement N/A	
TEST RESULTS		
<del>Detonation Test A</del>	<del>Detonation Test B</del>	External Heat Test "C"
<del>Propagation</del>	<del>Propagation</del>	Explosion
<del>Yes No</del>	<del>Yes No</del>	Yes No <input checked="" type="checkbox"/>
<del>Attachments Photo _____ Map _____ Blast Press. _____</del>	<del>Attachments Photo _____ Map _____ Blast Press. _____</del>	Attachments Photo <input checked="" type="checkbox"/> Map <input checked="" type="checkbox"/> Blast Press. <input checked="" type="checkbox"/>
Test Conductor <i>Steve Fuente</i>	Project Engineer <i>H. R. Williams</i>	Test Dept Head <i>D. M. Koger</i>

Assigned Classification

ICC Forbidden	<input type="checkbox"/>
ICC Restricted *	<input type="checkbox"/>
ICC Class A	<input type="checkbox"/>
ICC Class B	<input type="checkbox"/>

\_\_\_\_\_  
Signature


\_\_\_\_\_  
Title

\_\_\_\_\_  
Organization


\*Shipping instructions are to be obtained from ICC Para. 3-13A(2)

APPENDIX B

SELECTED PHOTOGRAPHS




Overall View of Detonation Test "A" Setup



Interior View After First "A" Test






Interior View After Second "A" Test




Interior View After Third "A" Test




Interior View After Fourth "A" Test



Interior View After Fifth "A" Test




Exterior View After Fifth "A" Test  
(Note that all five tests were conducted in the same container  
and that it appears to be undamaged)




Bottom View After Fifth "A" Test  
(Note that no bottom holes have blown out)






External Heat Test "C" Pyre Before Test



APPENDIX B      Post External Heat Test "C"  
(Note the virtually undamaged conditions of the container  
in this and succeeding photographs)



Post External Heat Test "C"



Post External Heat Test "C"




Post External Heat Test "C"  
Immediately After Opening Container



Post External Heat Test "C"  
Interior View With Venting Cover in Foreground

APPENDIX B





Interior View With Vermiculite  
Removed to Show Condition of Dividers

DISTRIBUTION LIST

<u>Addressee</u>	<u>No. of Copies</u>
Commander HQ, Air Force Systems Command ATTN: LTG M. Carrington, Jr. Andrews Air Force Base Washington, DC 20334	1
Commander Rocket Propulsion Laboratory ATTN: Mr. M. Raleigh Edwards Air Force Base, CA 93523	1
Commander HQ, Armament Development Test Center ATTN: DOM/Mr. S. Reither Eglin Air Force Base, FL 35242	1
Commander Hill Air Force Base ATTN: MMNTR/Mr. Cummings Clearfield, UT 84406	1
Commander Norton Air Force Base ATTN: AFISC-SEV/Mr. K. Collinsworth San Bernardino, CA 92409	1
Commander Air Force Civil Engineering Center ATTN: AFCEC-DE/LTC Walkup Tyndall Air Force Base Panama City, FL 32401	1
Commander HQ, Air Force Logistics Command ATTN: MMWM/CPT D. Rideout IGYE/Mr. K. Shopher Wright-Patterson Air Force Base Dayton, OH 45433	1



<p>Commander          Naval Ordnance Systems Command          ATTN: Code ORD 43B/Mr. A. Fernandes          Washington, DC 20360</p>	1
<p>Director of Procurement          ATTN: Contracting Officer's File          APG-Edgewood Area, Bldg. 4455          Aberdeen Proving Ground, MD 21010</p>	1
<p>Commander          Bureau of Naval Weapons          ATTN: Code F121/Mr. H. Roylance          Department of the Navy          Washington, DC 20360</p>	1
<p>Commander          Naval Ship Research &amp; Development Center          ATTN: Code 1747/Mr. A. Wilner          Bethesda, MD 20034</p>	1
<p>Commander          Naval Explosive Ordnance Disposal Facility          ATTN: Code 501/Mr. L. Wolfson          Indianhead, MD 20640</p>	1
<p>Commander          Naval Ordnance Systems Command          NAPEC          Naval Ammunition Depot          ATTN: ORD-04M/B/X-5/Mr. L. Leonard          Crane, IN 47522</p>	1
<p>Commander          Naval Service Weapons Center, US          ATTN: J. Proctor          Code 41/Whiteoak Lab.          Silver Springs, MD 20910</p>	1
<p>Chairman          DOD Explosives Safety Board          ATTN: Dr. Zaker          Forrestal Building GB-270          Washington, DC 20314</p>	1

Joint Army-Navy-Air Force Conventional Ammunition Production Coordinating Group USA Armament Command ATTN: Mr. Edward Jordan Rock Island, IL 61201	5
HQDA (DAEN-MCC-I/Mr. L. Foley) Washington, DC 20314	1
HQDA (DAEN-MCE-D/Mr. R. Wight) Washington, DC 20314	1
Administrator Defense Documentation Center ATTN: Accessions Division Cameron Station Alexandria, VA 22314	2
Commander US Army Materiel Command ATTN: AMCSA-BC/COL Aaron AMCSF/Mr. W. Queen AMCPM-CS/COL Morris 5001 Eisenhower Avenue Alexandria, VA 22333	3
Office of the Project Manager for Munition Production Base Modernization and Expansion ATTN: AMCPM-PBM-E/Mr. Dybacki USA Materiel Command Dover, NJ 07801	2
Commander US Army Armament Command ATTN: AMSAR-SC/Dr. C. Hudson AMSAR-SF/Mr. R. Young AMSAR-MT/CPT R. Lewis Rock Island Arsenal Rock Island, IL 61201	3
Commander ASAMC Ammunition Center ATTN: Mr. J. Byrd AMXAC-DEM/Mr. J. Varcho Savanna, IL 61074	1

Director US Army Materiel Systems Analysis Agency Aberdeen Proving Ground, MD 21005	1
Director US Army Ballistics Research Laboratories ATTN: R. Vitali Aberdeen Proving Ground, MD 21005	2
Division Engineer US Army Engineer Division, Huntsville ATTN: NHDED-R/Mr. Dembo; W. Char P. O. Box 1600, West Station Huntsville, AL 35807	2
US Army Engineer Division Waterways Experimental Station P. O. Box 631 Vicksburg, MS 39180	1
Director USAMC Intern Training Center ATTN: Dr. G. Chiang Red River Depot Texarkana, TX 75501	1
Mr. Frank Neff Mound Laboratory Monsanto Research Corporation Miamisburg, OH 45342	1
Commander Picatinny Arsenal ATTN: SARPA-MT-F/Mr. J. Cannovan Dover, NJ 07801	1
Commander Naval Weapons Laboratory ATTN: Mr. F. Sanches Dahlgren, VA 22448	1
Commander Edgewood Arsenal ATTN: SAREA-TD/Dr. Harris Aberdeen Proving Ground, MD 21010	1

Dr. W. E. Baker 1  
Southwest Research Institute  
San Antonio, TX 78284

Commander  
Edgewood Arsenal  
ATTN: SAREA-TS-L 5  
SAREA-SA ATTN: J. Voeglein 1  
SAREA-MT-TS 4  
SAREA-TS-R 1  
Aberdeen Proving Ground, MD 21010

Commander 1  
Aberdeen Proving Ground  
ATTN: STEAP-AD-R/RHA  
Aberdeen Proving Ground, MD 21010

Division Engineer 1  
US Army Engineer Division, Fort Belvoir  
Fort Belvoir, VA 22060

Commander 1  
Naval Sea Systems Command  
Washington, DC

AMC Program Manager for Demilitarization 1  
of Chemical Materiel  
Edgewood Arsenal  
Aberdeen Proving Ground, MD 21010

Naval Civil Engineering Laboratory 1  
Port Huenema, CA 93041  
ATTN: Mr. J. Tancreto

