

2a. SECURITY CLASSIFICATION AUTHORITY		1b. RESTRICTIVE MARKINGS	
2b. DECLASSIFICATION / DOWNGRADING SCHEDULE		3 DISTRIBUTION / AVAILABILITY OF REPORT Approved for public release; distribution unlimited.	
4. PERFORMING ORGANIZATION REPORT NUMBER(S) M02		5. MONITORING ORGANIZATION REPORT NUMBER(S) NTIS GRA&I <input checked="" type="checkbox"/> DTIC TAB <input checked="" type="checkbox"/> Unannounced <input type="checkbox"/> Justification	
6a. NAME OF PERFORMING ORGANIZATION DoD/WHS/DIOR	6b. OFFICE SYMBOL (If applicable) DIOR	7a. NAME OF MONITORING ORGANIZATION	
6c. ADDRESS (City, State, and ZIP Code) The Pentagon Washington, DC		7b. ADDRESS (City, State, and ZIP Code) Distribution/ Availability Codes	
8a. NAME OF FUNDING / SPONSORING ORGANIZATION DoD/DIR FOR STATISTICAL SERVICES	8b. OFFICE SYMBOL (If applicable)	9. PROCUREMENT INSTRUMENT IDENTIFICATION NUMBER / or Dist Special A-124	
8c. ADDRESS (City, State, and ZIP Code)		10 SOURCE OF FUNDING NUMBERS PROGRAM ELEMENT NO. PROJECT NO. TASK NO. WORK UNIT ACCESSION NO.	
11. TITLE (Include Security Classification) Distribution of Personnel by State--by Installation (1). 30 June 1963			
12 PERSONAL AUTHOR(S)			
13a. TYPE OF REPORT Annual	13b. TIME COVERED FROM TO	14. DATE OF REPORT (Year, Month, Day) 1963 JUN 30	15. PAGE COUNT 79
16 SUPPLEMENTARY NOTATION In Microfiche Only. (/)			
17 COSATI CODES		18. SUBJECT TERMS (Continue on reverse if necessary and identify by block number)	
FIELD	GROUP	Item 23: *Military Personnel, *Civilian Personnel, Active Duty, Military Force Levels, Department of Defense, United States, Statistical Data, Tables (Data).	
P 5	09		
S 5	01		
19 ABSTRACT (Continue on reverse if necessary and identify by block number) ITEM 25: U/A REPORTS			
<p>This report provides information on Department of Defense (DoD) personnel by operating location. This information is provided in two sections showing: (1) The percent distribution of DoD active duty military and direct hire civilian personnel, by state, according to Defense component; and (2) DoD active duty military and direct hire civilian personnel, by installation or selected city, according to Defense component. The earliest report of this series is dated 30 June 1956.</p> <div style="border: 1px solid black; padding: 5px; text-align: center;"> <p>DOWNGRADED AT 3 YEAR INTERVALS; DECLASSIFIED AFTER 12 YEARS DOD DIR 5200.10</p> </div> <div style="text-align: right; font-size: 2em; font-weight: bold; margin-top: 10px;"> DTIC SELECTED JUN 21 1985 </div>			
20 DISTRIBUTION / AVAILABILITY OF ABSTRACT <input type="checkbox"/> UNCLASSIFIED/UNLIMITED <input type="checkbox"/> SAME AS RPT <input type="checkbox"/> DTIC USERS		21. ABSTRACT SECURITY CLASSIFICATION UNCLASSIFIED	
22a. NAME OF RESPONSIBLE INDIVIDUAL		22b. TELEPHONE (Include Area Code)	22c. OFFICE SYMBOL

DTIC FILE COPY

FILE COPY
DO NOT REMOVE
DR

19 63

~~CONFIDENTIAL~~

BASE CLOSINGS

ACTIVITIES TREQ, ET

DEPARTMENT OF DEFENSE


DISTRIBUTION OF PERSONNEL
BY STATE - BY INSTALLATION

AS OF 30 JUNE 1963



Directorate for Statistical Services
Office of the Secretary of Defense

~~CONFIDENTIAL~~



FOREWORD

This annual report contains personnel data on major installations and activities of the Department of Defense in the United States by State.

There is also included a summarization of military and civilian personnel of the Department of Defense and their respective ratios to the total United States population and the population of each State based on the July 1, 1962 Provisional Estimates of the Population of States by the Bureau of Census.

Questions concerning this publication or requests for copies should be referred to the Directorate for Statistical Services, OASD (Comptroller), Extension 78237.

TABLE OF CONTENTS

	<u>Page Number</u>
Foreword	i,
I. Summary, Defense Personnel and Total Population in the United States by State	1
II. Installations - Personnel Data	
Alabama	5
Alaska	6
Arizona	8
Arkansas	9
California	10
Colorado	15
Connecticut	16
Delaware	17
Florida	18
Georgia	20
Hawaii	22
Idaho	23
Illinois	24
Indiana	26
Iowa	27
Kansas	28
Kentucky	29
Louisiana	30
Maine	31
Maryland	32
Massachusetts	33
Michigan	35
Minnesota	36
Mississippi	37
Missouri	38
Montana	40
Nebraska	41
Nevada	42
New Hampshire	43
New Jersey	44
New Mexico	45
New York	46
North Carolina	49
North Dakota	50
Ohio	51
Oklahoma	53
Oregon	54
Pennsylvania	55

	<u>Page Number</u>
Rhode Island	58
South Carolina	59
South Dakota	60
Tennessee	61
Texas	62
Utah	66
Vermont	67
Virginia	68
Washington	70
Washington, D. C. Metropolitan Area	72
West Virginia	73
Wisconsin	74
Wyoming	75

DEFENSE PERSONNEL AND TOTAL POPULATION IN THE UNITED STATES BY STATE

As of 30 June 1963

		Population July 1, 1962 Census (Provisional)		Department of Defense As % of State Population	Total Department of Defense a/		Army		Navy b/		Air Force	
		Number	Percent of U.S.		Number	Percent of U.S.	Number	Percent of U.S.	Number	Percent of U.S.	Number	Percent of U.S.
UNITED STATES (EXCL. ALASKA & HAWAII)												
	Military			1.4	1,688,121	100.0	614,714	100.0	399,865	100.0	673,542	100.0
	Civilian				951,231	100.0	326,825	100.0	319,685	100.0	271,006	100.0
	Total	185,822,000	100.0		2,639,352	100.0	941,543	100.0	719,550	100.0	945,246	100.0
ALABAMA				1.7								
	Military				23,716	1.4	14,229	2.3	326	0.1	9,161	1.4
	Civilian				33,966	3.6	17,217	5.3	19	*	16,660	6.1
	Total	3,358,000	1.8		57,682	2.2	31,446	3.3	345	*	25,821	2.7
ALASKA				15.3								
	Military				31,778	1.9	13,639	2.2	2,697	0.7	15,442	2.3
	Civilian				5,882	0.6	2,884	0.9	432	0.1	2,558	0.9
	Total	246,000	0.1		37,660	1.4	16,523	1.8	3,129	0.4	17,996	1.9
ARIZONA				1.8								
	Military				20,169	1.2	5,340	0.9	1,676	0.4	13,153	2.0
	Civilian				7,144	0.8	3,109	0.9	866	0.3	3,150	1.2
	Total	1,509,000	0.8		27,313	1.0	8,449	0.9	2,542	0.4	16,303	1.7
ARKANSAS				1.0								
	Military				14,351	1.1	5,377	0.9	139	*	8,845	1.3
	Civilian				4,523	0.5	3,781	1.1	0	0	738	0.3
	Total	1,923,000	1.0		18,874	0.7	9,158	1.0	139	*	9,583	1.0
CALIFORNIA				2.1								
	Military				221,934	13.1	37,318	6.1	115,482	28.9	69,134	10.3
	Civilian				140,121	14.7	18,187	5.6	83,254	26.1	37,032	13.6
	Total	16,970,000	9.1		362,055	13.7	55,505	5.9	198,736	27.6	106,166	11.2
COLORADO				2.7								
	Military				36,856	2.2	17,844	2.9	369	0.1	18,643	2.8
	Civilian				14,470	1.5	6,538	2.0	1	*	7,810	2.9
	Total	1,907,000	1.0		51,326	1.9	24,382	2.6	370	0.1	26,453	2.8
CONNECTICUT				0.3								
	Military				5,631	0.2	810	0.1	4,527	1.1	294	*
	Civilian				2,825	0.3	177	0.1	2,354	0.7	289	0.1
	Total	2,597,000	1.4		8,456	0.3	987	0.1	6,881	1.0	583	0.1
DELAWARE				2.0								
	Military				8,092	0.5	141	*	134	*	7,817	1.2
	Civilian				1,278	0.1	62	*	0	0	1,216	0.4
	Total	469,000	0.3		9,370	0.4	203	*	134	*	9,033	1.0
FLORIDA				1.7								
	Military				66,602	3.9	3,189	0.5	24,953	6.2	38,460	5.7
	Civilian				24,145	2.5	1,680	0.5	14,403	4.5	8,040	3.0
	Total	5,459,000	2.9		90,747	3.4	4,869	0.5	39,356	5.5	46,500	4.9
GEORGIA				3.1								
	Military				93,043	5.5	69,783	11.4	6,032	1.5	17,228	2.6
	Civilian				33,976	3.6	12,499	3.8	3,475	1.1	17,718	6.5
	Total	4,100,000	2.1		127,019	4.8	82,282	8.7	9,507	1.3	34,946	3.7
HAWAII				8.6								
	Military				41,018	2.4	17,094	2.8	16,417	4.1	7,507	1.1
	Civilian				18,396	1.9	4,946	1.5	10,667	3.3	2,773	1.0
	Total	693,000	0.4		59,414	2.3	22,040	2.3	27,084	3.8	10,280	1.1
IDaho				1.0								
	Military				6,267	0.4	107	*	813	0.2	5,347	0.8
	Civilian				486	*	106	*	4	*	376	0.1
	Total	698,000	0.4		6,753	0.3	213	*	817	0.1	5,723	0.6
ILLINOIS				0.7								
	Military				45,473	2.7	7,864	1.3	24,355	6.1	13,254	2.0
	Civilian				28,986	3.0	16,238	5.0	6,611	2.1	5,386	2.0
	Total	10,146,000	5.4		74,459	2.8	24,102	2.6	30,966	4.3	18,640	2.0
INDIANA				0.4								
	Military				8,705	0.5	2,611	0.4	594	0.1	5,500	0.8
	Civilian				11,927	1.3	5,206	1.6	5,673	1.8	1,042	0.4
	Total	4,715,000	2.5		20,632	0.8	7,817	0.8	6,267	0.9	6,542	0.7
IOWA				0.1								
	Military				1,482	0.1	198	*	200	*	1,084	0.2
	Civilian				542	0.1	396	0.1	0	0	145	*
	Total	2,777,000	1.5		2,024	0.1	594	0.1	200	*	1,229	0.1
KANSAS				1.9								
	Military				36,824	2.2	20,438	3.3	803	0.2	15,583	2.3
	Civilian				5,091	0.5	3,301	1.0	124	*	1,659	0.6
	Total	2,219,000	1.2		41,915	1.6	23,739	2.5	927	0.1	17,233	1.8
KENTUCKY				2.0								
	Military				48,655	2.9	47,007	7.0	283	0.1	465	0.1
	Civilian				11,565	1.2	9,616	2.9	1,912	0.6	27	*
	Total	3,082,000	1.7		60,220	2.3	57,523	6.1	2,195	0.3	492	0.1
LOUISIANA				1.2								
	Military				32,452	1.9	19,060	3.1	2,367	0.6	11,025	1.6
	Civilian				7,234	0.8	4,414	1.4	1,211	0.4	1,436	0.5
	Total	3,330,000	1.8		39,686	1.5	23,474	2.5	3,578	0.5	12,461	1.3

DEFENSE PERSONNEL AND TOTAL POPULATION IN THE UNITED STATES BY STATE

As of 30 June 1963

		Population July 1, 1962 Census (Provisional)		Department of Defense As % of State Population	Total Department of Defense %		Army		Navy %		Air Force	
		Number	Percent of U.S.		Number	Percent of U.S.	Number	Percent of U.S.	Number	Percent of U.S.	Number	Percent of U.S.
MAINE	Military			1.6	14,216	0.8	609	0.1	1,215	0.3	12,392	1.8
	Civilian				1,652	0.2	53	*	615	0.2	984	0.4
	Total	999,000	0.5		15,868	0.6	662	0.1	1,830	0.3	13,376	1.4
MARYLAND**	Military			2.5	36,412	2.2	18,680	3.0	15,724	3.9	2,006	0.3
	Civilian				24,168	2.5	16,266	5.0	7,663	2.4	215	0.1
	Total	2,377,000	1.3		60,580	2.3	34,946	3.7	23,387	3.3	2,223	0.2
MASSACHUSETTS	Military			1.1	32,355	1.9	11,340	1.9	2,919	0.7	18,096	2.7
	Civilian				26,109	2.7	10,998	3.4	9,799	3.1	5,192	1.9
	Total	5,161,000	2.8		58,464	2.2	22,338	2.4	12,718	1.8	23,288	2.5
MICHIGAN	Military			0.4	22,632	1.3	2,011	0.3	1,089	0.3	19,538	2.9
	Civilian				11,791	1.2	8,231	2.5	135	0.0	2,040	0.8
	Total	7,991,000	4.3		34,429	1.3	10,242	1.1	1,224	0.2	21,578	2.3
MINNESOTA	Military			0.2	5,392	0.3	1,181	0.2	861	0.2	3,350	0.5
	Civilian				1,958	0.2	1,010	0.3	124	*	819	0.3
	Total	3,475,000	1.9		7,350	0.3	2,191	0.2	985	0.1	4,169	0.5
MISSISSIPPI	Military			1.4	25,017	1.5	288	*	1,533	0.4	23,196	3.4
	Civilian				5,888	0.6	2,288	0.7	429	0.1	3,165	1.2
	Total	2,248,000	1.2		30,905	1.2	2,576	0.3	1,962	0.3	26,361	2.8
MISSOURI	Military			1.0	28,596	1.7	20,556	3.4	609	0.1	7,331	1.1
	Civilian				15,330	1.6	10,141	3.1	144	*	4,838	1.8
	Total	4,346,000	2.4		43,926	1.7	30,797	3.3	753	0.1	12,169	1.3
MONTANA	Military			1.6	10,484	0.6	101	*	58	*	10,325	1.5
	Civilian				1,071	0.1	202	0.1	0	0	869	0.3
	Total	709,000	0.4		11,555	0.4	303	*	58	*	11,194	1.2
NEBRASKA	Military			1.6	19,224	1.1	929	0.2	351	0.1	17,944	2.7
	Civilian				4,519	0.5	2,439	0.7	301	0.1	1,779	0.6
	Total	1,484,000	0.8		23,743	0.9	3,368	0.4	652	0.1	19,723	2.1
NEVADA	Military			3.2	8,142	0.5	42	*	1,320	0.3	6,780	1.0
	Civilian				2,670	0.3	12	*	1,052	0.3	1,609	0.6
	Total	335,000	0.2		10,812	0.4	54	*	2,372	0.3	8,289	0.9
NEW HAMPSHIRE	Military			2.9	8,576	0.5	168	*	1,371	0.3	7,037	1.0
	Civilian				9,970	1.0	230	0.1	9,039	2.8	693	0.3
	Total	632,000	0.4		18,546	0.7	398	0.1	10,410	1.4	7,730	0.8
NEW JERSEY	Military			1.1	42,485	2.5	33,590	4.7	2,352	0.6	11,543	1.7
	Civilian				25,685	2.7	18,595	5.7	4,763	1.5	2,281	0.8
	Total	6,245,000	3.4		68,170	2.6	47,187	5.0	7,115	1.0	13,824	1.5
NEW MEXICO	Military			3.2	21,833	1.3	5,011	0.8	1,067	0.3	15,755	2.3
	Civilian				10,966	1.2	5,228	1.6	132	*	4,164	1.5
	Total	1,020,000	0.6		32,799	1.2	10,239	1.1	1,199	0.2	19,919	2.1
NEW YORK	Military			0.5	39,167	2.3	12,748	2.1	6,067	1.5	20,352	3.0
	Civilian				51,676	5.4	17,664	5.4	21,684	6.9	11,088	4.1
	Total	17,402,000	9.4		90,843	3.4	30,412	3.2	27,951	3.9	31,440	3.3
NORTH CAROLINA	Military			2.1	88,366	5.2	38,419	6.3	39,847	10.0	10,100	1.5
	Civilian				10,044	1.1	3,203	1.0	5,824	1.8	1,003	0.4
	Total	4,731,000	2.5		98,410	3.7	41,622	4.4	45,671	6.3	11,103	1.2
NORTH DAKOTA	Military			1.9	11,000	0.7	85	*	14	*	10,901	1.6
	Civilian				1,180	0.1	369	0.1	0	0	811	0.3
	Total	642,000	0.4		12,180	0.5	454	0.1	14	*	11,712	1.2
OHIO	Military			0.6	19,153	1.1	2,585	0.4	748	0.2	15,820	2.3
	Civilian				38,642	4.1	7,445	2.3	1,197	0.4	22,128	8.1
	Total	10,097,000	5.4		57,795	2.2	10,030	1.1	1,945	0.3	37,948	4.0
OKLAHOMA	Military			2.5	37,291	2.2	23,380	3.9	370	0.1	13,041	1.9
	Civilian				25,061	2.6	4,104	1.3	1,014	0.3	19,944	7.3
	Total	2,448,000	1.3		62,352	2.4	27,984	3.0	1,384	0.2	32,985	3.5
OREGON	Military			0.5	5,201	0.3	172	*	344	0.1	4,685	0.7
	Civilian				3,613	0.4	2,865	1.0	1	*	977	0.3
	Total	1,864,000	1.0		8,814	0.3	3,037	0.3	345	*	5,382	0.6

UNCLASSIFIED

DEFENSE PERSONNEL AND TOTAL POPULATION IN THE UNITED STATES BY STATE

As of 30 June 1963

		Population July 1, 1962 Census (Provisional)		Department of Defense As % of State Population	Total Department of Defense a/		Army		Navy b/		Air Force	
		Number	Percent of U.S.		Number	Percent of U.S.	Number	Percent of U.S.	Number	Percent of U.S.	Number	Percent of U.S.
PENNSYLVANIA	Military				15,225	0.9	5,731	0.9	7,399	1.8	2,095	0.3
	Civilian				69,046	7.3	24,103	7.4	25,539	8.0	12,077	4.5
	Total	11,376,000	6.0	0.5	84,271	3.2	29,834	3.2	32,938	4.6	14,192	1.5
RHODE ISLAND	Military				6,229	0.4	112	*	6,070	1.5	47	*
	Civilian				8,285	0.9	334	0.1	7,914	2.5	5	*
	Total	865,000	0.5	1.7	14,514	0.5	446	0.1	13,984	1.9	52	*
SOUTH CAROLINA	Military				41,086	2.4	11,949	1.9	13,239	3.3	15,898	2.4
	Civilian				14,570	1.5	2,451	0.7	10,214	3.2	1,846	0.7
	Total	2,436,000	1.3	2.3	55,656	2.1	14,400	1.5	23,453	3.3	17,744	1.9
SOUTH DAKOTA	Military				6,674	0.4	125	*	13	*	6,536	1.0
	Civilian				1,668	0.2	996	0.3	0	0	672	0.2
	Total	721,000	0.4	1.2	8,342	0.3	1,121	0.1	13	*	7,208	0.8
TENNESSEE	Military				17,675	1.0	482	0.1	12,749	3.2	4,444	0.7
	Civilian				6,264	0.7	3,649	1.1	901	0.3	1,549	0.6
	Total	3,634,000	2.0	0.7	23,939	0.9	4,131	0.4	13,650	1.9	5,993	0.6
TEXAS	Military				178,281	10.6	69,990	11.4	8,937	2.2	99,354	14.8
	Civilian				58,856	6.2	20,544	6.3	1,948	0.6	36,007	13.3
	Total	10,116,000	5.4	2.3	237,137	9.0	90,534	9.6	10,885	1.5	135,361	14.3
UTAH	Military				4,529	0.3	1,358	0.2	122	0.3	3,049	0.5
	Civilian				19,333	2.0	7,262	2.2	221	0.1	11,815	4.3
	Total	967,000	0.5	2.5	23,862	0.9	8,620	0.9	343	*	14,864	1.6
VERMONT	Military				475	*	82	*	13	*	380	*
	Civilian				64	*	30	*	0	0	31	*
	Total	390,000	0.2	0.1	539	*	112	*	13	*	411	*
VIRGINIA**	Military				56,403	3.3	19,749	3.2	27,862	7.0	8,792	1.3
	Civilian				46,144	4.9	9,228	2.8	32,697	10.2	1,506	0.6
	Total	3,592,000	1.9	2.9	102,547	3.9	28,977	3.1	60,559	8.4	10,298	1.1
WASHINGTON	Military				48,561	2.9	25,337	4.1	4,331	1.1	18,893	2.8
	Civilian				21,963	2.3	5,664	1.7	13,032	4.1	3,058	1.1
	Total	2,006,000	1.6	2.3	70,524	2.7	31,021	3.3	17,383	2.4	21,951	2.3
WASHINGTON, D. C. Metropolitan Area	Military				62,094	3.7	28,073	4.6	16,002	4.0	18,019	2.7
	Civilian				75,490	8.1	28,612	8.8	32,073	10.1	9,387	3.5
	Total	2,183,000	1.2	6.3	138,584	5.3	56,685	6.0	48,077	6.7	27,406	2.9
WEST VIRGINIA	Military				596	*	242	*	91	*	263	*
	Civilian				958	0.1	935	0.3	0	0	20	*
	Total	1,773,000	1.0	0.1	1,554	0.1	1,177	0.1	91	*	283	*
WISCONSIN	Military				4,875	0.3	995	0.2	261	0.1	3,319	0.5
	Civilian				2,171	0.2	1,095	0.3	0	0	811	0.3
	Total	4,092,000	2.2	0.2	6,746	0.2	2,090	0.2	261	*	4,130	0.4
WYOMING	Military				4,062	0.2	45	*	14	*	4,003	0.6
	Civilian				869	0.1	206	0.1	2	*	661	0.2
	Total	365,000	0.2	1.4	4,931	0.2	251	*	16	*	4,664	0.5
UNIDENTIFIED	Military				23,050	1.4	0	0	22,736	5.7	314	*
	Civilian				0	0	0	0	0	0	0	0
	Total				23,050	0.9	0	0	22,736	3.2	314	*

a/ Includes 33,011 civilians employed by other defense activities such as Defense Supply Agency, Office of Civil Defense, Office of the Secretary of Defense. Therefore, total Department of Defense column will not add across in all cases.

b/ Includes Marine Corps.

* Less than 0.05%.

** Consists of the District of Columbia, Prince Georges and Montgomery Counties in Maryland, Falls Church, Alexandria, Fairfax City and the Counties of Arlington and Fairfax in Virginia. Maryland and Virginia totals exclude personnel in this defined area.

Directorate for Statistical Services
Office of Secretary of Defense
13 September 1963

UNCLASSIFIED

ALABAMA

Army, Navy and Air Force

30 June 1963

Installation	Total		Military		Civilian	
	Number	Percent	Number	Percent	Number	Percent
<u>ARMY</u>						
Anniston						
Ft. McClellan	14,351	14	3,393	24	958	6
Army Depot	3,482	11	29	*	3,453	20
Ft. Rucker	8,101	26	6,480	46	1,621	9
Mobile Engineer District	889	3	8	*	881	5
Redstone Arsenal	12,285	39	3,452	24	8,833	51
Subtotal	<u>29,108</u>	<u>93</u>	<u>13,362</u>	<u>94</u>	<u>15,746</u>	<u>91</u>
STATE TOTAL	<u>31,446</u>	<u>100</u>	<u>14,229</u>	<u>100</u>	<u>17,217</u>	<u>100</u>
<u>NAVY</u>						
STATE TOTAL	<u>345</u>	<u>100</u>	<u>326</u>	<u>100</u>	<u>19</u>	<u>100</u>
<u>AIR FORCE</u>						
Brookley AFB (Depot)	14,803	57	1,078	12	13,725	82
Craig AFB (Training)	1,820	7	1,402	15	418	3
Gunter AFB (Training)	2,513	10	2,089	23	424	3
Maxwell AFB (Air University Hqs)	5,688	22	3,873	42	1,815	10
Subtotal	<u>24,824</u>	<u>96</u>	<u>8,442</u>	<u>92</u>	<u>16,382</u>	<u>98</u>
STATE TOTAL	<u>25,821</u>	<u>100</u>	<u>9,161</u>	<u>100</u>	<u>16,660</u>	<u>100</u>

* Less than 0.5%.

~~CONFIDENTIAL~~

ALASKA

Army and Navy

30 June 1963

Installation	Total		Military		Civilian	
	Number	Percent	Number	Percent	Number	Percent
<u>ARMY</u>						
Anchorage	(8,878)	(53)	(7,096)	(52)	(1,782)	(62)
Ft. Richardson	(8,033)	(48)	(6,689)	(49)	(1,344)	(46)
Combat & Support	6,435	39	6,435	47	0	0
Miscellaneous	1,598	9	254	2	1,344	46
Elmendorf Air Force Base						
Construction	459	3	40	*	419	15
Miscellaneous	386	2	367	3	19	1
Fairbanks	(5,930)	(36)	(5,176)	(38)	(754)	(26)
Eielson Air Force Base	391	3	385	3	6	*
Ft. Wainwright	5,539	33	4,791	35	748	26
Ft. Greely - Big Delta	1,099	7	957	7	142	5
Port of Whittier (Transportation)	36	*	0	0	36	1
Wildwood Station (Special)	284	2	231	2	53	2
Subtotal	<u>16,227</u>	<u>98</u>	<u>13,460</u>	<u>99</u>	<u>2,767</u>	<u>29</u>
STATE TOTAL	<u>16,523</u>	<u>100</u>	<u>13,639</u>	<u>100</u>	<u>2,884</u>	<u>100</u>
<u>NAVY</u>						
Adak						
Communication Station	482	16	482	18	0	0
Naval Station	1,168	37	1,027	38	141	33
Anchorage (Hqs & MSTs)	11	*	11	*	0	0
Kodiak						
Communication Station	191	6	188	7	3	*
Naval Station	1,261	40	973	36	288	67
Subtotal	<u>3,113</u>	<u>99</u>	<u>2,681</u>	<u>99</u>	<u>432</u>	<u>100</u>
STATE TOTAL	<u>3,129</u>	<u>100</u>	<u>2,697</u>	<u>100</u>	<u>432</u>	<u>100</u>

~~CONFIDENTIAL~~




ALASKA

Air Force

30 June 1963

Installation	Total		Military		Civilian	
	Number	Percent	Number	Percent	Number	Percent
<u>AIR FORCE</u>						
Eielson AFB (Air Defense)	3,566	20	3,187	21	379	15
Elmendorf AFB (Air Defense-Cmd Hqs)	10,038	56	8,214	53	1,824	71
Subtotal	<u>13,604</u>	<u>76</u>	<u>11,401</u>	<u>74</u>	<u>2,203</u>	<u>86</u>
STATE TOTAL	<u>17,996</u>	<u>100</u>	<u>15,442</u>	<u>100</u>	<u>2,554</u>	<u>100</u>

* Less than 0.5%.



~~CONFIDENTIAL~~

ARIZONA

Army, Navy and Air Force

30 June 1963

Installation	Total		Military		Civilian	
	Number	Percent	Number	Percent	Number	Percent
<u>ARMY</u>						
Ft. Huachuca (Electronic Proving Grd.)	6,477	77	4,634	87	1,843	59
Navajo Ordnance Depot	407	5	5	*	402	13
Yuma Proving Ground	1,275	15	560	10	715	23
Subtotal	<u>8,159</u>	<u>97</u>	<u>5,199</u>	<u>97</u>	<u>2,960</u>	<u>95</u>
STATE TOTAL	<u>8,449</u>	<u>100</u>	<u>5,340</u>	<u>100</u>	<u>3,109</u>	<u>100</u>
<u>NAVY</u>						
Litchfield Park NAF	1,057	41	419	25	638	74
Yuma MC Aux. Air Station	1,439	57	1,211	72	228	26
Subtotal	<u>2,496</u>	<u>98</u>	<u>1,630</u>	<u>97</u>	<u>866</u>	<u>100</u>
STATE TOTAL	<u>2,542</u>	<u>100</u>	<u>1,676</u>	<u>100</u>	<u>866</u>	<u>100</u>
<u>AIR FORCE</u>						
Davis Monthan AFB (Medium Bomber)	6,620	41	5,517	42	1,103	35
Gila Bend Aux. Air Field	165	1	165	1	0	0
Luke AFB (Training)	5,429	33	4,153	32	1,276	41
Williams AFB (Training)	2,770	17	2,162	16	608	19
Subtotal	<u>14,984</u>	<u>92</u>	<u>11,997</u>	<u>91</u>	<u>2,987</u>	<u>95</u>
STATE TOTAL	<u>16,303</u>	<u>100</u>	<u>13,153</u>	<u>100</u>	<u>3,150</u>	<u>100</u>

* Less than 0.5%.

8
~~CONFIDENTIAL~~

~~CONFIDENTIAL~~

ARKANSAS

Army, Navy and Air Force

30 June 1963

Installation	Total		Military		Civilian	
	Number	Percent	Number	Percent	Number	Percent
<u>ARMY</u>						
Fort Chaffee	6,182	67	4,988	93	1,194	32
Little Rock (Miscellaneous)	617	7	145	3	472	12
Pine Bluff Arsenal (Includes Midwest Chemical Depot)	1,482	16	183	3	1,299	34
Subtotal	<u>8,281</u>	<u>90</u>	<u>5,316</u>	<u>99</u>	<u>2,965</u>	<u>78</u>
STATE TOTAL	<u>9,158</u>	<u>100</u>	<u>5,377</u>	<u>100</u>	<u>3,781</u>	<u>100</u>
<u>NAVY</u>						
STATE TOTAL	<u>139</u>	<u>100</u>	<u>139</u>	<u>100</u>	<u>0</u>	<u>0</u>
<u>AIR FORCE</u>						
Blytheville AFB (Heavy Bomber)	3,377	35	3,094	35	283	38
Little Rock AFB (Medium Bomber)	5,729	60	5,293	60	436	59
Texarkana AFS (AC&W)	179	2	173	2	6	1
Walnut Ridge (AC&W)	177	2	170	2	7	1
Subtotal	<u>9,462</u>	<u>99</u>	<u>8,730</u>	<u>99</u>	<u>732</u>	<u>99</u>
STATE TOTAL	<u>9,583</u>	<u>100</u>	<u>8,845</u>	<u>100</u>	<u>738</u>	<u>100</u>

~~CONFIDENTIAL~~

CALIFORNIA

Army

30 June 1963

Installation	Total		Military		Civilian	
	Number	Percent	Number	Percent	Number	Percent
<u>ARMY</u>						
Alameda Administrative Center	157	*	12	*	145	1
Benicia Arsenal (Depot)	342	1	21	*	321	2
Camp Irwin	2,568	4	2,229	6	339	2
Camp Roberts (Inactive - Summer Training)	441	1	285	1	156	1
Camp San Luis Obispo (Inactive)	35	*	1	*	34	*
Ft. MacArthur	2,353	4	1,815	5	538	3
Ft. Ord	22,556	40	20,757	56	1,799	10
Camp Parks (Inactive)	36	*	2	*	34	*
Hunter Liggett Military Reservation	225	*	188	1	37	*
Los Angeles (Miscellaneous)	1,458	3	346	1	1,112	6
Pasadena						
Air Defense	357	1	357	1	0	0
Miscellaneous	713	2	19	*	694	4
Presidio of Monterey	2,388	4	1,784	5	604	3
Rio Vista Army Terminal (Inactive)	64	*	2	*	62	*
Sacramento						
Signal Depot	2,628	4	627	2	2,001	11
Miscellaneous	784	2	141	*	643	4
Sierra Ord Depot	956	2	23	*	933	5

* Less than 0.5%.

~~CONFIDENTIAL~~

~~CONFIDENTIAL~~

CALIFORNIA

Army (Continued) and Defense Supply Agency

30 June 1963

Installation	Total		Military		Civilian	
	Number	Percent	Number	Percent	Number	Percent
<u>ARMY - Continued</u>						
San Francisco	(12,235)	(22)	(6,988)	(19)	(5,247)	(29)
Ft. Baker	233	*	176	*	57	*
Ft. Cronkhite	50	*	39	*	11	*
Ft. Mason	1,170	2	229	1	941	5
Letterman Army Hospital	1,804	3	1,240	3	564	3
Oakland Army Terminal	1,920	3	943	3	977	5
Presidio 1/	6,300	11	4,308	12	1,992	11
Miscellaneous	758	1	53	*	705	4
Sharpe General Depot	1,684	3	93	*	1,591	9
Travis AFB (Air Defense)	325	1	290	1	35	*
Two Rock Ranch Station	493	1	437	1	56	*
Van Nuys (Air Defense)	455	1	399	1	56	*
Subtotal	<u>13,253</u>	<u>96</u>	<u>36,816</u>	<u>99</u>	<u>16,437</u>	<u>90</u>
STATE TOTAL	<u>55,505</u>	<u>100</u>	<u>37,318</u>	<u>100</u>	<u>18,187</u>	<u>100</u>
<u>DEFENSE SUPPLY AGENCY</u>						
Tracy Defense Depot	NA	NA	#	NA	926	NA

* Less than 0.5%.

1/ Includes Hqs., Sixth Army.

Included in Military Department's strength.

~~CONFIDENTIAL~~

[REDACTED]

CALIFORNIA

Navy

30 June 1963

Installation	Total		Military		Civilian	
	Number	Percent	Number	Percent	Number	Percent
NAVY						
Barstow Marine Corps Supply Center	4,170	2	1,618	1	2,552	3
Bridgeport Cold Weather Trng. Ctr.	265	*	265	*	0	0
Camp Pendleton Marine Corps Base (Includes Hospital)	33,806	17	31,591	27	2,215	3
China Lake Inyok n Ord Test Station	5,823	3	956	1	4,867	6
El Centro Air Facility	620	*	510	*	110	*
Los Angeles Area	(25,588)	(13)	(15,116)	(13)	(10,472)	(13)
Corona Ord Laboratory	1,162	1	8	*	1,154	1
El Toro MC Air Station <u>1/</u>	12,447	6	11,564	10	883	1
Long Beach Naval Station	1,696	1	1,105	1	591	1
Long Beach Shipyard	6,428	3	66	*	6,362	8
Los Alamitos Naval Air Station	1,175	1	1,061	1	114	*
San Pedro Fuel Depot	73	*	2	*	71	*
Seal Beach Ammo and Net Depot	936	*	264	*	672	1
Miscellaneous	1,671	1	1,046	1	625	1
Monterey	(2,673)	(1)	(2,086)	(2)	(587)	(1)
Naval Air Facility	511	*	460	*	51	*
Post Graduate School	1,553	1	1,052	1	501	1
Miscellaneous	609	*	574	*	35	*
Point Arguello Missile Facility	811	*	397	*	414	*
Port Hueneme	(9,349)	(5)	(3,510)	(3)	(5,839)	(7)
Air Station	2,062	1	871	1	1,191	1
Construction BN Center <u>2/</u>	2,796	2	1,050	1	1,746	2
Point Mugu Pacific Missile Range	4,327	2	1,497	1	2,830	3
Miscellaneous	164	*	92	*	72	*
San Diego Area	(53,094)	(27)	(36,832)	(32)	(16,262)	(20)
Communication Station	283	*	204	*	79	*
Coronado Amphibious Bas:	1,353	1	1,216	1	137	*
Electronics Laboratory	1,682	1	211	*	1,471	2
Fleet Anti Air Warfare Trng. Ctr.	273	*	273	*	0	0
Fleet Anti-Sub Warfare School	984	*	984	1	0	0

* Less than 0.5%.

1/ Includes Marine Corps Air Facility Santa Ana.

2/ Includes school construction, civil engineer laboratory and supply.

~~CONFIDENTIAL~~
CALIFORNIA

Navy - Continued

30 June 1963

Installation	Total		Military		Civilian	
	Number	Percent	Number	Percent	Number	Percent
San Diego Area - Continued						
Fleet Training Center	322	*	322	*	0	0
Hqs., 11th Naval District	278	*	98	*	180	*
Hospital	3,271	2	2,599	2	672	1
Marine Corps Recruit Depot	8,897	4	8,547	7	350	*
Miramar Naval Air Station	1,508	1	989	1	519	1
Naval Station	3,092	2	2,352	2	740	1
Naval Training Center	14,991	8	14,641	13	350	*
North Island Air Station	9,791	5	2,286	2	7,505	9
Public Works Trans. Ctr.	181	*	0	0	181	*
Ream Field Naval Aux Air Station	395	*	304	*	91	*
Repair Facility	1,729	1	26	*	1,703	2
Supply Center	1,175	1	37	*	1,138	1
Miscellaneous	2,889	1	1,743	2	1,146	1
San Francisco Area	(56,478)	(29)	(17,908)	(16)	(38,570)	(46)
Alameda Naval Air Station	10,370	5	2,623	2	7,747	9
Communication Station	291	*	291	*	0	0
Concord Ammo Depot	1,561	1	354	*	1,207	1
Hqs., 12th Naval District	257	*	90	*	167	*
Lemoore Naval Air Station	1,509	1	1,125	1	384	*
Mare Island Shipyard	13,003	7	2,649	2	10,354	12
Military Sea Transport Service	3,016	2	60	*	2,956	4
Moffett Field	1,343	1	883	1	460	1
Oakland Hospital	1,718	1	1,175	1	543	1
Oakland Supply Center	4,745	2	235	*	4,510	5
Radiological Def Laboratory	661	*	65	*	596	1
San Bruno Facility (Public Works)	412	*	51	*	361	*
Shipyard	7,514	4	327	*	7,187	9
Treasure Island Station 3/	7,791	4	6,994	6	797	1
Miscellaneous	2,287	1	986	1	1,301	2
Twenty-Nine Palms MC Base	3,428	2	3,086	3	342	*
Subtotal	<u>196,105</u>	<u>99</u>	<u>113,875</u>	<u>99</u>	<u>82,230</u>	<u>99</u>
STATE TOTAL	<u>198,736</u>	<u>100</u>	<u>115,482</u>	<u>100</u>	<u>83,254</u>	<u>100</u>

* Less than 0.5%.

3/ Includes Public Works Transportation Center and Naval Schools Command.

~~CONFIDENTIAL~~

CALIFORNIA

Air Force

30 June 1963

Installation	Total		Military		Civilian	
	Number	Percent	Number	Percent	Number	Percent
<u>AIR FORCE</u>						
Beale AFB	5,075	5	4,716	6	359	1
Castle AFB (Heavy Bomber)	6,460	6	6,083	9	377	1
Cherry AFS (Depot)	26	*	5	*	21	*
Edwards AFB (Research & Test)	5,846	6	3,087	5	2,759	8
George AFB (Tactical Air Defense)	5,292	5	4,911	7	381	1
Hamilton AFB (Air Defense)	5,027	5	4,126	6	901	3
Los Angeles						
AF Ballistics Missile Div. Hqs.	1,711	1	883	1	828	2
Miscellaneous	1,068	1	346	*	722	2
March AFB (Strategic)	6,041	5	5,147	8	894	2
McClair AFB (Training)	6,056	6	4,981	7	1,075	3
McClellan AFB (Depot & Airfield)	19,461	18	6,009	9	13,452	36
Mira Loma AFS (Depot)	561	1	49	*	512	1
Norton AFB (Depot & Airfield)	11,878	11	2,899	4	8,979	24
Oxnard AFB (Air Defense)	1,557	1	1,399	2	158	*
Travis AFB (Air Transport)	14,987	14	12,813	19	2,174	6
Vandenberg AFB (Strategic)	9,253	9	8,121	12	1,132	3
Subtotal	<u>100,299</u>	<u>94</u>	<u>65,575</u>	<u>95</u>	<u>34,724</u>	<u>94</u>
STATE TOTAL	<u>106,166</u>	<u>100</u>	<u>69,134</u>	<u>100</u>	<u>37,032</u>	<u>100</u>

* Less than 0.5%.

~~CONFIDENTIAL~~

~~CONFIDENTIAL~~

COLORADO

Army, Navy and Air Force

30 June 1963

Installation	Total		Military		Civilian	
	Number	Percent	Number	Percent	Number	Percent
<u>ARMY</u>						
Ent AFB	778	3	693	4	85	1
Fitzsimons Army Hospital	2,693	11	1,608	9	1,085	17
Fort Carson (Includes Camp Hale)	16,491	68	15,078	85	1,413	22
Pueblo Army Depot	3,318	14	45	*	3,273	50
Rocky Mountain Arsenal	738	3	193	1	545	8
Subtotal	<u>24,018</u>	<u>99</u>	<u>17,617</u>	<u>99</u>	<u>6,401</u>	<u>98</u>
STATE TOTAL	<u>24,382</u>	<u>100</u>	<u>17,844</u>	<u>100</u>	<u>6,538</u>	<u>100</u>
<u>NAVY</u>						
STATE TOTAL	<u>370</u>	<u>100</u>	<u>369</u>	<u>100</u>	<u>1</u>	<u>100</u>
<u>AIR FORCE</u>						
Buckley (Air National Guard)	20	*	16	*	4	*
Denver (Hqs., AF Finance)	2,958	11	198	1	2,760	35
Ent AFB	4,490	17	3,443	18	1,047	14
Lowry AFB (Training - Strategic)	11,386	43	9,458	51	1,928	25
Peterson Field (Support)	868	3	768	4	100	1
USAF Academy	5,943	23	4,192	23	1,751	22
Subtotal	<u>25,665</u>	<u>97</u>	<u>18,075</u>	<u>97</u>	<u>7,590</u>	<u>97</u>
STATE TOTAL	<u>26,453</u>	<u>100</u>	<u>18,643</u>	<u>100</u>	<u>7,810</u>	<u>100</u>

* Less than 0.5%.

~~CONFIDENTIAL~~

~~CONFIDENTIAL~~

CONNECTICUT

Army, Navy and Air Force

30 June 1963

Installation	Total		Military		Civilian	
	Number	Percent	Number	Percent	Number	Percent
<u>ARMY</u>						
Hartford (Air Defense)	81	8	81	10	0	0
Plainville (Air Defense)	504	51	504	62	0	0
Subtotal	<u>585</u>	<u>59</u>	<u>585</u>	<u>72</u>	<u>0</u>	<u>0</u>
STATE TOTAL	<u>987</u>	<u>100</u>	<u>810</u>	<u>100</u>	<u>177</u>	<u>100</u>
<u>NAVY</u>						
East Hartford	205	3	4	*	201	8
Groton	239	4	27	1	212	9
New London						
Submarine Base	4,781	70	3,869	86	912	39
Underwater Sound Laboratory	919	13	50	1	869	37
Windsor	503	7	428	9	75	3
Subtotal	<u>6,647</u>	<u>97</u>	<u>4,378</u>	<u>97</u>	<u>2,269</u>	<u>96</u>
STATE TOTAL	<u>6,881</u>	<u>100</u>	<u>4,527</u>	<u>100</u>	<u>2,354</u>	<u>100</u>
<u>AIR FORCE</u>						
STATE TOTAL	<u>583</u>	<u>100</u>	<u>294</u>	<u>100</u>	<u>289</u>	<u>100</u>

* Less than 0.5%.

~~CONFIDENTIAL~~



DELAWARE

Army, Navy and Air Force

30 June 1963

Installation	Total		Military		Civilian	
	Number	Percent	Number	Percent	Number	Percent
<u>ARMY</u>						
Fort Miles (Inactive)	8	4	3	2	5	8
STATE TOTAL	<u>203</u>	<u>100</u>	<u>141</u>	<u>100</u>	<u>62</u>	<u>100</u>
<u>NAVY</u>						
STATE TOTAL	<u>134</u>	<u>100</u>	<u>134</u>	<u>100</u>	<u>0</u>	<u>0</u>
<u>AIR FORCE</u>						
Dover AFB (Air Transport)	8,991	99	7,777	99	1,214	99
Subtotal	<u>8,991</u>	<u>99</u>	<u>7,777</u>	<u>99</u>	<u>1,214</u>	<u>99</u>
STATE TOTAL	<u>9,033</u>	<u>100</u>	<u>7,817</u>	<u>100</u>	<u>1,216</u>	<u>100</u>

~~CONFIDENTIAL~~

FLORIDA

Army and Navy

30 June 1963

Installation	Total		Military		Civilian	
	Number	Percent	Number	Percent	Number	Percent
<u>ARMY</u>						
Homestead AFB (Air Defense)	1,545	32	1,545	49	0	0
Jacksonville (Miscellaneous)	791	16	195	6	596	35
Key West (Air Defense)	603	12	603	19	0	0
MacDill AFB (Joint Hqs.)	393	8	393	12	0	0
Subtotal	<u>3,332</u>	<u>68</u>	<u>2,736</u>	<u>86</u>	<u>596</u>	<u>35</u>
STATE TOTAL	<u>4,869</u>	<u>100</u>	<u>3,189</u>	<u>100</u>	<u>1,680</u>	<u>100</u>
<u>NAVY</u>						
Jacksonville	(12,104)	(31)	(6,614)	(27)	(5,490)	(38)
Naval Air Station 1/	9,940	25	4,977	20	4,963	34
NAS Cecil Field	1,708	4	1,321	5	387	3
Naval Fuel Depot	43	*	1	*	42	*
Miscellaneous	413	1	315	1	98	1
Key West Naval Base	(5,089)	(13)	(3,438)	(14)	(1,651)	(11)
Air Station	1,075	3	788	3	287	2
Fleet Sonar School	287	1	287	1	0	0
Hospital	270	1	182	1	88	1
Naval Station	1,706	4	537	2	1,169	8
Miscellaneous	1,751	4	1,644	7	107	1
Mayport Naval Station	830	2	560	2	270	2
Miami (Miscellaneous)	64	*	63	*	1	*
Panama City Mine Defense Lab.	730	2	203	1	527	4
Pensacola	(16,301)	(42)	(10,427)	(41)	(5,874)	(41)
Air Station 1/	12,372	32	6,558	26	5,814	41
Aviation Medical Center	38	*	38	*	0	0
Communications Training Center	1,266	3	1,266	5	0	0
Ellyson Aux. Air Station	937	2	937	4	0	0
Saufley Field Auxiliary	566	1	531	2	35	*
Miscellaneous	1,122	3	1,097	4	25	*
Sanford Naval Air Station	845	2	663	3	182	1
Whiting Field Aux. Air Station	2,893	7	2,591	10	302	2
Subtotal	<u>38,856</u>	<u>99</u>	<u>24,559</u>	<u>98</u>	<u>14,297</u>	<u>99</u>
STATE TOTAL	<u>39,356</u>	<u>100</u>	<u>24,953</u>	<u>100</u>	<u>14,403</u>	<u>100</u>

* Less than 0.5%.

1/ Includes Hospital.

~~CONFIDENTIAL~~

~~CONFIDENTIAL~~

FLORIDA

Air Force

30 June 1963

Installation	Total		Military		Civilian	
	Number	Percent	Number	Percent	Number	Percent
<u>AIR FORCE</u>						
Eglin AFB (Research & Test - Strategic) <u>1/</u>	13,144	28	10,232	26	2,912	36
Homestead AFB (Strategic)	6,213	13	5,694	15	519	6
MacDill AFB (Strategic & STRICOM)	6,413	14	5,910	15	503	6
McCoy AFB (Strategic)	4,328	9	4,020	11	308	4
Orlando AFB	3,947	8	3,141	8	806	10
Patrick AFB (Research and Test)	5,997	13	3,703	10	2,294	29
Tyndall AFB (Training)	5,124	11	4,590	12	534	7
Subtotal	<u>45,166</u>	<u>96</u>	<u>37,290</u>	<u>97</u>	<u>7,876</u>	<u>98</u>
STATE TOTAL	46,500	100	38,460	100	8,040	100

1/ Including Eglin Aux. No. 9, Air Defense.

~~CONFIDENTIAL~~

~~CONFIDENTIAL~~

GEORGIA

Army and Navy

30 June 1963

Installation	Total		Military		Civilian	
	Number	Percent	Number	Percent	Number	Percent
<u>ARMY</u>						
Atlanta	(7,991)	(10)	(2,983)	(4)	(5,008)	(40)
Ft. McPherson (Incl. Hqs Third Army)	4,000	5	2,228	3	1,772	14
General Depot	2,960	3	242	*	2,718	22
Hqs., XII Corps, Res.	412	1	154	*	258	2
Miscellaneous	619	1	359	1	260	2
Fort Benning (Infantry Center)	43,127	52	39,900	57	3,227	26
Fort Gordon (Provost Marshal Center)	25,162	31	22,818	33	2,344	19
Fort Stewart (Armor & Artillery Firing Center)	3,846	5	3,092	4	754	6
Kings Bay Army Terminal (Inactive)	22	*	0	0	22	*
Robins AFB (Air Defense)	447	1	447	1	0	0
Turner AFB (Air Defense)	433	1	433	1	0	0
Subtotal	<u>81,028</u>	<u>98</u>	<u>69,673</u>	<u>99</u>	<u>11,355</u>	<u>91</u>
STATE TOTAL	<u>82,282</u>	<u>100</u>	<u>69,783</u>	<u>100</u>	<u>12,499</u>	<u>100</u>
<u>NAVY</u>						
Albany Marine Corps Supply Center	3,564	37	1,461	24	2,103	60
Athens Supply School	538	6	478	8	60	2
Atlanta						
Naval Air Station	629	6	564	9	65	2
Miscellaneous	166	2	166	3	0	0
Byron (Forms Publication Supply Office)	110	1	8	*	102	3
Glynco						
Air Station	1,319	14	1,151	19	168	5
CIC School	1,319	14	1,292	22	27	1
Macon Ordnance Plant	1,052	11	102	2	950	27
Subtotal	<u>8,697</u>	<u>91</u>	<u>5,222</u>	<u>87</u>	<u>3,475</u>	<u>100</u>
STATE TOTAL	<u>9,507</u>	<u>100</u>	<u>6,032</u>	<u>100</u>	<u>3,475</u>	<u>100</u>

* Less than 0.5%.

~~CONFIDENTIAL~~

~~CONFIDENTIAL~~

GEORGIA

Air Force

30 June 1963

Installation	Total		Military		Civilian	
	Number	Percent	Number	Percent	Number	Percent
<u>AIR FORCE</u>						
Dobbins AFB (Reserve & SAGE)	911	3	401	2	510	3
Hunter AFB (Strategic)	5,424	15	4,767	28	657	4
Moody AFB (Training)	2,023	6	1,523	9	500	3
Robins AFB (Depot)	20,244	58	4,836	28	15,408	87
Turner AFB (Strategic - Map & Charting)	5,772	16	5,392	31	380	2
Subtotal	<u>34,374</u>	<u>98</u>	<u>16,919</u>	<u>98</u>	<u>17,455</u>	<u>99</u>
STATE TOTAL	<u>34,946</u>	<u>100</u>	<u>17,228</u>	<u>100</u>	<u>17,718</u>	<u>100</u>

~~CONFIDENTIAL~~

~~CONFIDENTIAL~~

HAWAII

Army, Navy and Air Force

30 June 1963

Installation	Total		Military		Civilian	
	Number	Percent	Number	Percent	Number	Percent
<u>ARMY</u>						
Ft. Shafter (Headquarters)	3,805	17	1,509	9	2,296	46
Helemano (Communications)	379	2	366	2	13	*
Honolulu (Construction-Transportation)	639	3	391	2	248	5
Schofield Barracks (Tactical)	15,125	69	13,443	79	1,682	34
Tripler Army Hospital	1,613	7	951	5	662	13
Wheeler Air Force Base	334	1	332	2	2	*
Subtotal	<u>21,895</u>	<u>99</u>	<u>16,992</u>	<u>99</u>	<u>4,903</u>	<u>99</u>
STATE TOTAL	<u>22,040</u>	<u>100</u>	<u>17,094</u>	<u>100</u>	<u>4,946</u>	<u>100</u>
<u>NAVY</u>						
Barbers Point Naval Air Station	2,283	9	1,698	10	585	6
Camp H. M. Smith (Marine Base)	1,109	4	1,096	7	13	*
Honolulu (Miscellaneous)	192	1	175	1	17	*
Kaneohe Bay MCAS	8,939	33	8,451	51	488	5
Lualualei Ammo Depot	1,329	5	599	4	730	7
Wahiawa Communication Station	1,107	4	945	6	162	2
Pearl Harbor	(11,962)	(44)	(3,452)	(21)	(8,510)	(80)
Hqs 14th Naval District	176	1	83	1	88	1
Marine Barracks	581	2	502	3	79	1
Naval Shipyard	4,915	18	122	1	4,793	45
Naval Station	1,251	4	859	5	392	4
Naval Submarine Base	1,067	4	938	6	129	1
Public Works Center	1,515	6	14	*	1,501	14
Supply Center	1,134	4	78	*	1,056	10
Miscellaneous	1,323	5	851	5	472	4
STATE TOTAL	<u>27,084</u>	<u>100</u>	<u>16,417</u>	<u>100</u>	<u>10,667</u>	<u>100</u>
<u>AIR FORCE</u>						
Bellows AFB (Communications)	78	1	68	1	10	*
Camp H. M. Smith (Marine Base)	171	2	171	2	0	0
Hickman AFB (Cmd Hqs Air Transport)	8,772	85	6,234	83	2,538	92
Kunia (Communications)	57	1	49	1	8	*
Wheeler AFB (Communications)	1,111	10	916	12	195	7
Subtotal	<u>10,189</u>	<u>99</u>	<u>7,438</u>	<u>99</u>	<u>2,751</u>	<u>99</u>
STATE TOTAL	<u>10,280</u>	<u>100</u>	<u>7,507</u>	<u>100</u>	<u>2,773</u>	<u>100</u>

* Less than 0.5%.

~~CONFIDENTIAL~~

~~CONFIDENTIAL~~

IDAHO

Army, Navy and Air Force

30 June 1963

Installation	Total		Military		Civilian	
	Number	Percent	Number	Percent	Number	Percent
<u>ARMY</u>						
STATE TOTAL	<u>213</u>	<u>100</u>	<u>107</u>	<u>100</u>	<u>106</u>	<u>100</u>
<u>NAVY</u>						
Idaho Falls (Nuclear Training)	745	91	741	91	4	100
STATE TOTAL	<u>817</u>	<u>100</u>	<u>813</u>	<u>100</u>	<u>4</u>	<u>100</u>
<u>AIR FORCE</u>						
Mountain Home AFB (Strategic)	5,443	95	5,080	95	363	97
STATE TOTAL	<u>5,723</u>	<u>100</u>	<u>5,347</u>	<u>100</u>	<u>376</u>	<u>100</u>

~~CONFIDENTIAL~~

~~CONFIDENTIAL~~

ILLINOIS

Army and Navy

30 June 1963

Installation	Total		Military		Civilian	
	Number	Percent	Number	Percent	Number	Percent
<u>ARMY</u>						
Chicago	(6,510)	(27)	(3,041)	(39)	(3,469)	(21)
Combined Functions, including Hqs., Fifth Army	1,054	4	505	7	549	3
Miscellaneous	5,456	23	2,536	32	2,920	18
Fort Sheridan	3,092	13	2,017	25	1,075	7
Granite City Engineer Depot	1,876	8	678	9	1,198	7
Joliet Arsenal	2,485	10	66	1	2,419	15
Rock Island Arsenal	6,533	27	94	1	6,439	40
Savanna Ordnance Depot	1,084	4	253	3	831	5
Scott AFB (Air Defense)	710	3	710	9	0	0
Subtotal	<u>22,290</u>	<u>92</u>	<u>6,859</u>	<u>87</u>	<u>15,431</u>	<u>95</u>
STATE TOTAL	<u>24,102</u>	<u>100</u>	<u>7,864</u>	<u>100</u>	<u>16,238</u>	<u>100</u>
<u>NAVY</u>						
Chicago (Miscellaneous)	1,873	6	611	2	1,262	19
Forest Park Ordnance Plant	1,841	6	48	*	1,793	27
Glenview NAS	1,320	4	1,169	5	151	2
Great Lakes	(25,701)	(83)	(22,296)	(92)	(3,405)	(52)
Hqs 9th Naval District <u>1/</u>	638	2	134	1	504	8
Hospital	2,026	7	1,622	7	404	6
Supply Depot <u>2/</u>	1,571	5	86	*	1,485	23
Training Center	21,048	68	20,227	83	821	12
Miscellaneous	418	1	227	1	191	3
Subtotal	<u>30,735</u>	<u>99</u>	<u>24,124</u>	<u>99</u>	<u>6,611</u>	<u>100</u>
STATE TOTAL	<u>30,966</u>	<u>100</u>	<u>24,355</u>	<u>100</u>	<u>6,611</u>	<u>100</u>

* Less than 0.5%.

1/ Includes District Public Works Office.

2/ Includes Electronics Supply Office.

~~CONFIDENTIAL~~

~~CONFIDENTIAL~~

ILLINOIS

Air Force

30 June 1963

Installation	Total		Military		Civilian	
	Number	Percent	Number	Percent	Number	Percent
<u>AIR FORCE</u>						
Chanute AFB (Training)	9,983	54	7,996	61	1,987	37
O'Hare Int'l Airport (Reserve)	350	2	68	*	282	5
Scott AFB (Command Hqs.)	7,010	37	4,418	33	2,592	48
Subtotal	<u>17,343</u>	<u>93</u>	<u>12,482</u>	<u>94</u>	<u>4,861</u>	<u>90</u>
STATE TOTAL	<u>18,640</u>	<u>100</u>	<u>13,254</u>	<u>100</u>	<u>5,386</u>	<u>100</u>

* Less than 0.5%.

~~CONFIDENTIAL~~

CONFIDENTIAL


INDIANA

Army, Navy and Air Force

30 June 1963

Installation	Total		Military		Civilian	
	Number	Percent	Number	Percent	Number	Percent
<u>ARMY</u>						
Camp Atterbury (Inactive)	62	1	0	0	62	1
Ft. Benjamin Harrison (Incl. TAG & Finance School)	6,271	80	1,849	71	4,422	85
Gary (Air Defense)	461	6	461	18	0	0
Jefferson Proving Ground (Inactive)	402	5	4	*	398	8
Subtotal	<u>7,196</u>	<u>92</u>	<u>2,314</u>	<u>89</u>	<u>4,882</u>	<u>94</u>
STATE TOTAL	<u>7,817</u>	<u>100</u>	<u>2,611</u>	<u>100</u>	<u>5,206</u>	<u>100</u>
<u>NAVY</u>						
Crane Ammo Depot	2,717	43	102	17	2,615	46
Avionics Facility, Indianapolis	2,980	48	12	2	2,968	52
Subtotal	<u>5,697</u>	<u>91</u>	<u>114</u>	<u>19</u>	<u>5,583</u>	<u>98</u>
STATE TOTAL	<u>6,267</u>	<u>100</u>	<u>594</u>	<u>100</u>	<u>5,673</u>	<u>100</u>
<u>AIR FORCE</u>						
Bakalar AFB (Reserve)	386	6	31	1	355	34
Bunker Hill AFB (Medium Bomber)	4,928	75	4,600	83	328	32
Subtotal	<u>5,314</u>	<u>81</u>	<u>4,631</u>	<u>84</u>	<u>683</u>	<u>66</u>
STATE TOTAL	<u>6,542</u>	<u>100</u>	<u>5,500</u>	<u>100</u>	<u>1,042</u>	<u>100</u>

* Less than 0.5%.



IOWA

Army, Navy and Air Force

30 June 1963

Installation	Total		Military		Civilian	
	Number	Percent	Number	Percent	Number	Percent
<u>ARMY</u>						
Iowa Ordnance Plant	95	16	2	1	93	23
STATE TOTAL	<u>594</u>	<u>100</u>	<u>198</u>	<u>100</u>	<u>396</u>	<u>100</u>
<u>NAVY</u>						
STATE TOTAL	<u>200</u>	<u>100</u>	<u>200</u>	<u>100</u>	<u>0</u>	<u>0</u>
<u>AIR FORCE</u>						
Sioux City Municipal Airport (Air National Guard)	826	67	727	67	99	68
Waverly (AC&W)	214	18	202	19	12	9
Subtotal	<u>1,040</u>	<u>85</u>	<u>929</u>	<u>86</u>	<u>111</u>	<u>77</u>
STATE TOTAL	<u>1,229</u>	<u>100</u>	<u>1,084</u>	<u>100</u>	<u>145</u>	<u>100</u>



CONFIDENTIAL

KANSAS

Army, Navy and Air Force

30 June 1963

Installation	Total		Military		Civilian	
	Number	Percent	Number	Percent	Number	Percent
<u>ARMY</u>						
Ft. Leavenworth (Cmd & Staff College)	3,831	16	2,389	12	1,442	44
Ft. Riley (Infantry)	18,713	79	17,282	84	1,431	43
Olathe (Air Defense)	636	3	636	3	0	0
Subtotal	<u>23,180</u>	<u>98</u>	<u>20,307</u>	<u>99</u>	<u>2,873</u>	<u>87</u>
STATE TOTAL	<u>23,739</u>	<u>100</u>	<u>20,438</u>	<u>100</u>	<u>3,301</u>	<u>100</u>
<u>NAVY</u>						
Olathe NAS	798	86	674	84	124	100
STATE TOTAL	<u>927</u>	<u>100</u>	<u>803</u>	<u>100</u>	<u>124</u>	<u>100</u>
<u>AIR FORCE</u>						
Forbes AFB (Strategic)	6,708	39	6,263	40	445	27
Schilling AFB (Strategic)	5,397	31	5,050	33	347	21
Wichita						
McConnell AFB (Strategic)	4,298	25	3,788	24	510	31
Miscellaneous	333	2	21	*	312	19
Subtotal	<u>16,736</u>	<u>97</u>	<u>15,122</u>	<u>97</u>	<u>1,614</u>	<u>98</u>
STATE TOTAL	<u>17,233</u>	<u>100</u>	<u>15,583</u>	<u>100</u>	<u>1,650</u>	<u>100</u>

* Less than 0.5%.

CONFIDENTIAL

CONFIDENTIAL

KENTUCKY

Army, Navy and Air Force

30 June 1963

Installation	Total		Military		Civilian	
	Number	Percent	Number	Percent	Number	Percent
<u>ARMY</u>						
Blue Grass Ordnance Depot	665	1	6	*	659	7
Camp Breckinridge (Inactive)	1	*	0	0	1	*
Ft. Campbell (Airborne Div & Training)	22,617	39	21,032	44	1,585	16
Ft. Knox	29,984	52	26,504	55	3,480	36
Lexington Signal Depot	2,301	4	71	*	2,230	23
Louisville (Miscellaneous)	1,158	2	131	*	1,027	11
Subtotal	<u>56,726</u>	<u>98</u>	<u>47,744</u>	<u>99</u>	<u>8,982</u>	<u>93</u>
STATE TOTAL	<u>57,523</u>	<u>100</u>	<u>47,907</u>	<u>100</u>	<u>9,616</u>	<u>100</u>
<u>NAVY</u>						
Louisville Ordnance Plant	1,928	88	16	6	1,912	100
STATE TOTAL	<u>2,195</u>	<u>100</u>	<u>283</u>	<u>100</u>	<u>1,912</u>	<u>100</u>
<u>AIR FORCE</u>						
STATE TOTAL	<u>492</u>	<u>100</u>	<u>465</u>	<u>100</u>	<u>27</u>	<u>100</u>

* Less than 0.5%.

CONFIDENTIAL

~~CONFIDENTIAL~~

LOUISIANA

Army, Navy and Air Force

30 June 1963

Installation	Total		Military		Civilian	
	Number	Percent	Number	Percent	Number	Percent
<u>ARMY</u>						
Fort Polk	17,988	77	16,338	86	1,650	37
New Orleans	(4,100)	(17)	(2,106)	(11)	(1,994)	(45)
Army Terminal	1,185	5	96	1	1,089	25
Camp Leroy Johnson	1,963	8	1,883	9	80	2
Miscellaneous	952	4	127	1	825	18
Shreveport (Miscellaneous)	599	3	490	2	109	3
Subtotal	<u>22,687</u>	<u>97</u>	<u>18,934</u>	<u>99</u>	<u>3,753</u>	<u>85</u>
STATE TOTAL	<u>23,474</u>	<u>100</u>	<u>19,060</u>	<u>100</u>	<u>4,414</u>	<u>100</u>
<u>NAVY</u>						
New Iberia Aux Air Station	1,106	31	1,019	43	87	7
New Orleans	(2,283)	(64)	(1,225)	(52)	(1,058)	(87)
Cdr., MSTC, Gulf Area	339	9	18	1	321	27
Naval Air Station	722	20	623	26	99	8
Hqs., 8th Naval District	986	28	377	16	609	50
Miscellaneous	236	7	207	9	29	2
Subtotal	<u>3,389</u>	<u>95</u>	<u>2,244</u>	<u>95</u>	<u>1,145</u>	<u>94</u>
STATE TOTAL	<u>3,578</u>	<u>100</u>	<u>2,367</u>	<u>100</u>	<u>1,211</u>	<u>100</u>
<u>AIR FORCE</u>						
Barksdale AFB (Strategic)	7,300	58	6,542	59	758	53
Chennault AFB (Strategic)	598	5	508	5	90	6
England AFB (Tactical)	3,481	28	3,149	29	332	23
Subtotal	<u>11,379</u>	<u>91</u>	<u>10,199</u>	<u>93</u>	<u>1,180</u>	<u>82</u>
STATE TOTAL	<u>12,461</u>	<u>100</u>	<u>11,025</u>	<u>100</u>	<u>1,436</u>	<u>100</u>

~~CONFIDENTIAL~~

~~CONFIDENTIAL~~

MAINE

Army, Navy and Air Force

30 June 1963

Installation	Total		Military		Civilian	
	Number	Percent	Number	Percent	Number	Percent
<u>ARMY</u>						
Fort Williams (Inactive)	1	*	0	0	1	2
Loring AFB	485	73	470	77	15	28
Subtotal	<u>486</u>	<u>73</u>	<u>470</u>	<u>77</u>	<u>16</u>	<u>30</u>
STATE TOTAL	<u>662</u>	<u>100</u>	<u>609</u>	<u>100</u>	<u>53</u>	<u>100</u>
<u>NAVY</u>						
Bath (Supervisor Ship Bldg.)	61	3	8	1	53	9
Cutler Radio Station	203	11	102	8	101	16
Portland	(1,286)	(70)	(865)	(71)	(421)	(68)
Brunswick NAS	1,226	67	816	67	410	67
Miscellaneous	60	3	49	4	11	1
Winter Harbor Radio Station <u>1/</u>	233	13	193	16	40	7
Subtotal	<u>1,783</u>	<u>97</u>	<u>1,168</u>	<u>96</u>	<u>615</u>	<u>100</u>
STATE TOTAL	<u>1,830</u>	<u>100</u>	<u>1,215</u>	<u>100</u>	<u>615</u>	<u>100</u>
<u>AIR FORCE</u>						
Dow AFB (Strategic)	5,648	42	5,320	43	328	33
Loring AFB (Strategic-Air Defense)	6,178	46	5,725	46	453	46
Topsham AFS (AC&W)	711	6	642	5	69	7
Subtotal	<u>12,537</u>	<u>94</u>	<u>11,687</u>	<u>94</u>	<u>850</u>	<u>86</u>
STATE TOTAL	<u>13,376</u>	<u>100</u>	<u>12,392</u>	<u>100</u>	<u>984</u>	<u>100</u>

* Less than 0.5%.

1/ Includes Security Group Activity.

~~CONFIDENTIAL~~

~~CONFIDENTIAL~~

MARYLAND 1/

Army, Navy and Air Force

30 June 1963

Installation	Total		Military		Civilian	
	Number	Percent	Number	Percent	Number	Percent
<u>ARMY</u>						
Aberdeen Proving Ground	8,967	25	4,063	22	4,904	30
Army Chemical Center	5,765	16	1,787	10	3,978	24
Baltimore						
Fort Holabird (Incl. Army Intelligence Center)	2,669	8	1,674	9	995	6
Miscellaneous	1,123	3	261	1	862	5
Fort Detrick	3,049	9	924	5	2,125	13
Fort G. G. Meade (Hqs. 2nd Army)	11,575	33	8,699	46	2,876	18
Fort Ritchie	1,437	5	1,156	6	281	2
Subtotal	<u>34,585</u>	<u>99</u>	<u>18,564</u>	<u>99</u>	<u>16,021</u>	<u>98</u>
STATE TOTAL	<u>34,946</u>	<u>100</u>	<u>18,680</u>	<u>100</u>	<u>16,266</u>	<u>100</u>
<u>NAVY</u>						
Annapolis	(8,199)	(35)	(5,769)	(37)	(2,430)	(31)
Academy	6,063	26	4,462	28	1,601	21
Eng Exp Station	745	3	11	*	734	9
Hospital	222	1	145	1	77	1
Naval Station	1,155	5	1,149	7	6	*
Miscellaneous	14	*	2	*	12	*
Bainbridge Training Center	5,384	23	4,944	31	440	6
Indian Head Naval Propellant Plant	2,878	12	121	1	2,757	36
Patuxent River Air Test Center	4,740	20	2,877	18	1,863	24
Ft. G. G. Meade	1,306	6	1,266	8	40	1
Subtotal	<u>22,507</u>	<u>96</u>	<u>14,977</u>	<u>95</u>	<u>7,530</u>	<u>98</u>
STATE TOTAL	<u>23,367</u>	<u>100</u>	<u>15,724</u>	<u>100</u>	<u>7,663</u>	<u>100</u>
<u>AIR FORCE</u>						
Ft. G. G. Meade	1,204	54	1,171	58	33	15
STATE TOTAL	<u>2,223</u>	<u>100</u>	<u>2,008</u>	<u>100</u>	<u>215</u>	<u>100</u>

* Less than 0.5%.

1/ Excludes personnel in Montgomery and Prince Georges Counties. These personnel are included in Washington, D. C. Metropolitan Area Report.

~~CONFIDENTIAL~~

[REDACTED]

MASSACHUSETTS

Army and Navy

30 June 1963

Installation	Total		Military		Civilian	
	Number	Percent	Number	Percent	Number	Percent
<u>ARMY</u>						
Boston	(1,860)	(8)	(537)	(5)	(1,323)	(12)
Army Base	1,583	7	270	3	1,313	12
Miscellaneous	277	1	267	2	10	*
Fort Banks <u>1/</u>	437	2	371	3	66	1
Fort Devens (Training & Hqs. XIII Corps, Res.)	10,515	47	9,228	81	1,287	12
Fort Rodman <u>1/</u>	12	*	0	0	12	*
QM Research & Engineering Center <i>NAVIC LABORATORIES</i>	1,617	7	224	2	1,393	13
Springfield Armory	3,046	14	0	0	3,046	27
Watertown Arsenal	2,803	13	19	*	2,784	25
Subtotal	<u>20,290</u>	<u>91</u>	<u>10,379</u>	<u>92</u>	<u>9,911</u>	<u>90</u>
STATE TOTAL	<u>22,338</u>	<u>100</u>	<u>11,340</u>	<u>100</u>	<u>10,998</u>	<u>100</u>
<u>NAVY</u>						
Boston	(10,246)	(81)	(991)	(34)	(9,255)	(95)
Hqs 1st Naval District	682	5	204	7	478	5
Naval Station	265	2	204	7	61	1
Shipyard	8,600	68	171	6	8,429	86
Miscellaneous	699	6	412	14	287	3
Chelsea Hospital	916	7	664	23	252	2
Nantucket (Naval Facility)	104	1	104	3	0	0
Quincy (Supr of Ship Bldg.)	78	1	16	1	62	1
South Weymouth (Air Station)	863	6	749	25	114	1
Subtotal	<u>12,207</u>	<u>96</u>	<u>2,524</u>	<u>86</u>	<u>9,683</u>	<u>99</u>
STATE TOTAL	<u>12,718</u>	<u>100</u>	<u>2,919</u>	<u>100</u>	<u>9,799</u>	<u>100</u>

* Less than 0.5%.

1/ Sub-installation of Ft. Devens.

~~CONFIDENTIAL~~

MASSACHUSETTS

Air Force

30 June 1963

Installation	Total		Military		Civilian	
	Number	Percent	Number	Percent	Number	Percent
<u>AIR FORCE</u>						
Boston (Miscellaneous)	437	2	142	1	295	6
Cambridge (Research)	69	*	66	*	3	*
Laurence G. Hanscom Field (Research & Test)	5,436	23	2,296	13	3,140	61
Otis AFB (Fighter Interceptor)	6,950	30	6,308	35	642	12
Westover AFB (Heavy Bomber & Hqs 8th AF)	9,716	42	8,938	49	778	15
Subtotal	<u>22,608</u>	<u>97</u>	<u>17,750</u>	<u>98</u>	<u>4,858</u>	<u>94</u>
STATE TOTAL	<u>23,288</u>	<u>100</u>	<u>18,096</u>	<u>100</u>	<u>5,192</u>	<u>100</u>

* Less than 0.5%.

~~CONFIDENTIAL~~

~~CONFIDENTIAL~~
MICHIGAN

Army, Navy, Air Force and Defense Supply Agency

30 June 1963

Installation	Total		Military		Civilian	
	Number	Percent	Number	Percent	Number	Percent
<u>ARMY</u>						
Battle Creek, Hqs VI Corps	392	4	173	9	219	3
Detroit	(8,133)	(80)	(758)	(37)	(7,375)	(89)
Arsenal	3,658	36	147	7	3,511	42
Army Tank Auto Center	1,028	10	0	0	1,028	12
Fort Wayne	687	7	260	13	427	5
Mobility Command	641	6	45	2	596	7
Procurement District	902	9	15	1	887	11
Miscellaneous	1,217	12	291	14	926	11
Ft. Custer (Inactive)	46	*	2	*	44	1
Selfridge AFB (Air Defense)	837	8	837	42	0	0
Subtotal	<u>9,408</u>	<u>92</u>	<u>1,770</u>	<u>88</u>	<u>7,638</u>	<u>93</u>
STATE TOTAL	<u>10,242</u>	<u>100</u>	<u>2,011</u>	<u>100</u>	<u>8,231</u>	<u>100</u>
<u>NAVY</u>						
Grosse Isle NAS	728	59	639	59	89	66
STATE TOTAL	<u>1,224</u>	<u>100</u>	<u>1,089</u>	<u>100</u>	<u>135</u>	<u>100</u>
<u>AIR FORCE</u>						
Detroit (Procurement)	420	2	139	1	281	14
Kincheloe AFB (Air Defense-Strategic)	4,335	20	4,089	21	246	12
K.I. Sawyer AFB (Air Def-Strategic)	4,941	23	4,677	24	264	13
Selfridge AFB (Air Defense-Strategic)	5,503	25	4,809	25	694	34
Wurtsmith AFB (Air Defense-Strategic)	4,108	19	3,815	19	293	14
Subtotal	<u>19,307</u>	<u>89</u>	<u>17,529</u>	<u>90</u>	<u>1,778</u>	<u>87</u>
STATE TOTAL	<u>21,578</u>	<u>100</u>	<u>19,538</u>	<u>100</u>	<u>2,040</u>	<u>100</u>
<u>DEFENSE SUPPLY AGENCY</u>						
Battle Creek Log. Services Center	NA	NA	#	NA	607	NA
Detroit Automotive Supply Center	NA	NA	#	NA	670	NA

* Less than 0.5%.

Included in Military Departments Strengths.

~~CONFIDENTIAL~~

MINNESOTA

Army, Navy and Air Force

30 June 1963

Installation	Total		Military		Civilian	
	Number	Percent	Number	Percent	Number	Percent
<u>ARMY</u>						
Minneapolis - St. Paul (Hqs., XIV Corps, Res - Engineer District)	1,802	82	1,164	99	638	63
STATE TOTAL	<u>2,191</u>	<u>100</u>	<u>1,181</u>	<u>100</u>	<u>1,010</u>	<u>100</u>
<u>NAVY</u>						
Minneapolis NAS	721	73	635	74	86	69
STATE TOTAL	<u>985</u>	<u>100</u>	<u>861</u>	<u>100</u>	<u>124</u>	<u>100</u>
<u>AIR FORCE</u>						
Duluth Municipal Airport (Air Defense)	2,557	61	2,353	70	204	25
Minneapolis - St. Paul International Airport (Reserve)	691	17	151	5	540	66
Subtotal	<u>3,248</u>	<u>78</u>	<u>2,504</u>	<u>75</u>	<u>744</u>	<u>91</u>
STATE TOTAL	<u>4,169</u>	<u>100</u>	<u>3,350</u>	<u>100</u>	<u>819</u>	<u>100</u>

~~CONFIDENTIAL~~

~~CONFIDENTIAL~~

MISSISSIPPI

Army, Navy and Air Force

30 June 1963

Installation	Total		Military		Civilian	
	Number	Percent	Number	Percent	Number	Percent
<u>ARMY</u>						
Keesler AFB	55	2	55	19	0	0
Vicksburg	(1,791)	(70)	(46)	(16)	(1,745)	(76)
Engineer Activities	923	36	11	4	912	40
Waterways Exp. Station	868	34	35	12	833	36
Subtotal	<u>1,846</u>	<u>72</u>	<u>101</u>	<u>35</u>	<u>1,745</u>	<u>76</u>
STATE TOTAL	<u>2,576</u>	<u>100</u>	<u>288</u>	<u>100</u>	<u>2,288</u>	<u>100</u>
<u>NAVY</u>						
Gulfport Construction Battalion Ctr.	180	9	16	1	164	38
NAAS, McCain Field	1,547	79	1,387	91	160	38
Subtotal	<u>1,727</u>	<u>88</u>	<u>1,403</u>	<u>92</u>	<u>324</u>	<u>76</u>
STATE TOTAL	<u>1,962</u>	<u>100</u>	<u>1,533</u>	<u>100</u>	<u>429</u>	<u>100</u>
<u>AIR FORCE</u>						
Columbus AFB (Strategic)	3,424	13	3,127	13	297	9
Greenville AFB (Training)	2,031	8	1,781	8	250	8
Keesler AFB (Training)	20,601	78	18,002	78	2,599	82
Subtotal	<u>26,056</u>	<u>99</u>	<u>22,910</u>	<u>99</u>	<u>3,146</u>	<u>99</u>
STATE TOTAL	<u>26,361</u>	<u>100</u>	<u>23,196</u>	<u>100</u>	<u>3,165</u>	<u>100</u>

~~CONFIDENTIAL~~

MISSOURI

Army and Navy

30 June 1963

Installation	Total		Military		Civilian	
	Number	Percent	Number	Percent	Number	Percent
<u>ARMY</u>						
Fort Leonard Wood (Training Center)	20,859	68	19,391	94	1,468	15
Kansas City	1,379	4	224	1	1,155	11
Lake City Arsenal	141	*	3	*	138	1
St. Louis	(7,130)	(23)	(769)	(4)	(6,361)	(63)
Area Support Center	632	2	311	2	321	3
Aviation & Service Material Cmd	2,993	10	95	*	2,898	29
DOD Records Center	714	2	6	*	708	7
Miscellaneous	2,791	9	357	2	2,434	24
Subtotal	<u>29,509</u>	<u>96</u>	<u>20,387</u>	<u>99</u>	<u>9,122</u>	<u>90</u>
STATE TOTAL	<u>30,797</u>	<u>100</u>	<u>20,656</u>	<u>100</u>	<u>10,141</u>	<u>100</u>
<u>NAVY</u>						
Kansas City (Miscellaneous)	329	44	329	54	0	0
St. Louis (Miscellaneous)	290	38	146	24	144	100
Subtotal	<u>619</u>	<u>82</u>	<u>475</u>	<u>78</u>	<u>144</u>	<u>100</u>
STATE TOTAL	<u>753</u>	<u>100</u>	<u>609</u>	<u>100</u>	<u>144</u>	<u>100</u>

* Less than 0.5%.

MISSOURI

Air Force

30 June 1963

Installation	Total		Military		Civilian	
	Number	Percent	Number	Percent	Number	Percent
<u>AIR FORCE</u>						
Kirksville AFS (AC&W)	147	1	136	2	11	*
Richards - Gebaur AFB (Hqs. Air Defense)	3,672	30	2,930	40	742	15
St. Louis (Aero Chart Plant & Miscellaneous)	3,796	31	281	4	3,515	73
Whiteman AFB (Medium Bomber)	4,017	33	3,641	49	376	8
Subtotal	<u>11,632</u>	<u>95</u>	<u>6,988</u>	<u>95</u>	<u>4,644</u>	<u>96</u>
STATE TOTAL	<u>12,169</u>	<u>100</u>	<u>7,331</u>	<u>100</u>	<u>4,838</u>	<u>100</u>

* Less than 0.5%.

CONFIDENTIAL

MONTANA

Army, Navy and Air Force

30 June 1963

Installation	Total		Military		Civilian	
	Number	Percent	Number	Percent	Number	Percent
<u>ARMY</u>						
STATE TOTAL	<u>303</u>	<u>100</u>	<u>101</u>	<u>100</u>	<u>202</u>	<u>100</u>
<u>NAVY</u>						
STATE TOTAL	<u>58</u>	<u>100</u>	<u>58</u>	<u>100</u>	<u>0</u>	<u>0</u>
<u>AIR FORCE</u>						
Glasgow AFB (Air Defense-Strategic)	3,766	34	3,474	34	292	34
Malmstrom AFB (Strategic)	6,371	57	5,905	57	466	53
Subtotal	<u>10,137</u>	<u>91</u>	<u>2,379</u>	<u>91</u>	<u>758</u>	<u>87</u>
STATE TOTAL	<u>11,194</u>	<u>100</u>	<u>10,325</u>	<u>100</u>	<u>869</u>	<u>100</u>

CONFIDENTIAL

██████████

NEBRASKA

Army, Navy and Air Force

30 June 1963

Installation	Total		Military		Civilian	
	Number	Percent	Number	Percent	Number	Percent
<u>ARMY</u>						
Omaha (Research - Engineering Div.)	2,234	66	868	93	1,366	56
Sioux Army Depot	678	20	8	1	670	27
Subtotal	<u>2,912</u>	<u>86</u>	<u>876</u>	<u>94</u>	<u>2,036</u>	<u>83</u>
STATE TOTAL	<u>3,368</u>	<u>100</u>	<u>929</u>	<u>100</u>	<u>2,439</u>	<u>100</u>
<u>NAVY</u>						
Hastings Ammo Depot	239	37	11	3	228	76
Omaha (Miscellaneous)	337	51	264	75	73	24
Subtotal	<u>576</u>	<u>88</u>	<u>275</u>	<u>78</u>	<u>301</u>	<u>100</u>
STATE TOTAL	<u>652</u>	<u>100</u>	<u>351</u>	<u>100</u>	<u>301</u>	<u>100</u>
<u>AIR FORCE</u>						
Lincoln AFB (Strategic)	6,860	35	6,476	36	384	21
Offutt AFB (Hqs Strategic Cmd)	12,057	61	10,698	60	1,359	76
Omaha AFS	191	1	182	1	9	1
Subtotal	<u>19,108</u>	<u>97</u>	<u>17,356</u>	<u>97</u>	<u>1,752</u>	<u>98</u>
STATE TOTAL	<u>19,723</u>	<u>100</u>	<u>17,944</u>	<u>100</u>	<u>1,779</u>	<u>100</u>

NEVADA

Army, Navy and Air Force

30 June 1963

Installation	Total		Military		Civilian	
	Number	Percent	Number	Percent	Number	Percent
<u>ARMY</u>						
STATE TOTAL	<u>54</u>	<u>100</u>	<u>42</u>	<u>100</u>	<u>12</u>	<u>100</u>
<u>NAVY</u>						
Fallon Auxiliary Air Station	701	29	563	43	138	13
Hawthorne Ammo Depot	1,072	45	158	12	914	87
Las Vegas (Miscellaneous)	582	25	582	44	0	0
Subtotal	<u>2,355</u>	<u>99</u>	<u>1,303</u>	<u>99</u>	<u>1,052</u>	<u>100</u>
STATE TOTAL	<u>2,372</u>	<u>100</u>	<u>1,320</u>	<u>100</u>	<u>1,052</u>	<u>100</u>
<u>AIR FORCE</u>						
Indian Springs AFB (Research & Development)	176	2	176	3	0	0
Nellis AFB (Training)	4,625	56	3,669	54	956	63
Stead AFB (Training)	2,780	33	2,266	33	514	34
Subtotal	<u>7,581</u>	<u>91</u>	<u>6,111</u>	<u>90</u>	<u>1,470</u>	<u>97</u>
STATE TOTAL	<u>8,289</u>	<u>100</u>	<u>6,780</u>	<u>100</u>	<u>1,509</u>	<u>100</u>

~~CONFIDENTIAL~~

NEW HAMPSHIRE

Army, Navy and Air Force

30 June 1963

Installation	Total		Military		Civilian	
	Number	Percent	Number	Percent	Number	Percent
<u>ARMY</u>						
STATE TOTAL	<u>398</u>	<u>100</u>	<u>168</u>	<u>100</u>	<u>230</u>	<u>100</u>
<u>NAVY</u>						
Portsmouth	(10,351)	(99)	(1,312)	(96)	(9,039)	(100)
Hospital	286	3	193	14	93	1
Shipyards	9,573	91	640	47	8,933	99
Disciplinary Command	492	5	479	35	13	*
STATE TOTAL	<u>10,410</u>	<u>100</u>	<u>1,371</u>	<u>100</u>	<u>9,039</u>	<u>100</u>
<u>AIR FORCE</u>						
Grenier Field MAP (Reserve)	684	9	367	5	317	45
New Boston Field Test Station	54	1	15	*	39	6
Pease AFB (Medium Bomber)	6,828	88	6,495	92	333	48
Subtotal	<u>7,566</u>	<u>98</u>	<u>6,877</u>	<u>98</u>	<u>689</u>	<u>99</u>
STATE TOTAL	<u>7,730</u>	<u>100</u>	<u>7,037</u>	<u>100</u>	<u>693</u>	<u>100</u>

* Less than 0.5%.

~~CONFIDENTIAL~~

~~CONFIDENTIAL~~

NEW JERSEY

Army, Navy and Air Force

30 June 1963

Installation	Total		Military		Civilian	
	Number	Percent	Number	Percent	Number	Percent
<u>ARMY</u>						
Camp Kilmer (Hqs II Corps)	617	1	372	1	245	1
Fort Dix (Training)	21,513	46	19,647	69	1,866	10
Fort Hancock (U.S. Army Garrison)	711	2	625	2	86	*
Fort Monmouth (Signal Activities)	13,541	29	6,202	22	7,339	40
Pedricktown (Air Defense)	978	2	920	3	58	*
Picatinny Arsenal	7,736	16	260	1	7,476	40
Raritan Arsenal	1,011	2	8	*	1,003	5
Subtotal	<u>46,107</u>	<u>98</u>	<u>28,034</u>	<u>98</u>	<u>18,073</u>	<u>97</u>
STATE TOTAL	<u>47,185</u>	<u>100</u>	<u>28,590</u>	<u>100</u>	<u>18,595</u>	<u>100</u>
<u>NAVY</u>						
Bayonne Supply Center	2,409	34	103	4	2,306	49
Earle Ammo Depot	948	13	263	11	685	14
Lakehurst NAS	2,667	38	1,703	73	964	20
Trenton Air Turbine Test Station	524	7	11	*	513	11
Subtotal	<u>6,548</u>	<u>92</u>	<u>2,080</u>	<u>88</u>	<u>4,468</u>	<u>94</u>
STATE TOTAL	<u>7,115</u>	<u>100</u>	<u>2,352</u>	<u>100</u>	<u>4,763</u>	<u>100</u>
<u>AIR FORCE</u>						
McGuire AFB (Air Transport)	12,390	90	10,700	93	1,690	74
STATE TOTAL	<u>13,824</u>	<u>100</u>	<u>11,543</u>	<u>100</u>	<u>2,281</u>	<u>100</u>

* Less than 0.5%.

~~CONFIDENTIAL~~

NEW MEXICO

Army, Navy, Air Force and Defense Atomic Support Agency

30 June 1963

Installation	Total		Military		Civilian	
	Number	Percent	Number	Percent	Number	Percent
<u>ARMY</u>						
Sandia Base	2,017	20	2,017	40	0	0
White Sands Missile Range	7,224	70	2,867	57	4,357	83
Wingate Army Depot	282	3	5	*	277	5
Subtotal	<u>9,523</u>	<u>93</u>	<u>4,889</u>	<u>97</u>	<u>4,634</u>	<u>88</u>
STATE TOTAL	<u>10,239</u>	<u>100</u>	<u>5,011</u>	<u>100</u>	<u>5,228</u>	<u>100</u>
<u>NAVY</u>						
Sandia Base	107	9	107	10	0	0
Defense Atomic Support Agency	304	25	304	28	0	0
White Sands Ordnance Missile Test Facility	314	26	231	22	83	63
Kirkland AFB	263	22	263	25	0	0
Subtotal	<u>988</u>	<u>82</u>	<u>905</u>	<u>85</u>	<u>83</u>	<u>63</u>
STATE TOTAL	<u>1,199</u>	<u>100</u>	<u>1,067</u>	<u>100</u>	<u>132</u>	<u>100</u>
<u>AIR FORCE</u>						
Cannon AFB (Tactical Fighter)	3,938	20	3,599	23	339	8
Holloman AFB (Research & Devpl.)	3,792	19	1,965	13	1,827	44
Kirtland AFB (Research & Devpl.)	4,286	22	2,762	18	1,524	36
Sandia Base	382	2	382	2	0	0
Walker AFB (Heavy Bomber)	6,435	32	6,028	38	407	10
Subtotal	<u>18,833</u>	<u>95</u>	<u>14,736</u>	<u>94</u>	<u>4,097</u>	<u>98</u>
STATE TOTAL	<u>19,919</u>	<u>100</u>	<u>15,755</u>	<u>100</u>	<u>4,164</u>	<u>100</u>
<u>DEFENSE ATOMIC SUPPORT AGENCY</u>						
Albuquerque Field Command	NA	NA	#	NA	1,441	NA

* Less than 0.5%.

Included in Military Departments Strengths.

CONFIDENTIAL

~~CONFIDENTIAL~~

NEW YORK

Army

30 June 1963

Installation	Total		Military		Civilian	
	Number	Percent	Number	Percent	Number	Percent
<u>ARMY</u>						
Camp Drum (Inactive-Summer Training)	579	2	220	2	359	2
Fort Niagara (Air Defense)	588	2	317	2	271	2
Military Academy	5,536	18	3,360	26	2,176	12
New York City	(14,583)	(48)	(6,772)	(53)	(7,811)	(44)
Army Pictorial Center	1,069	4	337	3	732	4
Brooklyn Army Terminal	2,507	8	283	2	2,224	13
Fort Hamilton	1,644	5	1,360	10	284	2
Fort Jay <u>1/</u>	3,232	11	2,013	16	1,219	7
Fort Slocum	465	1	261	2	204	1
Fort Totten	786	3	446	3	340	2
Fort Tilden	648	2	608	5	40	*
Fort Wadsworth <u>2/</u>	630	2	225	2	405	2
Miscellaneous	3,602	12	1,239	10	2,363	13
Schenectady Army Depot	1,780	6	52	*	1,728	10
Seneca Army Depot	1,361	5	358	3	1,003	6
Tappan (Air Defense)	408	1	408	3	0	0
Watervliet Arsenal	3,074	10	18	*	3,056	17
Subtotal	<u>27,909</u>	<u>92</u>	<u>11,505</u>	<u>90</u>	<u>16,404</u>	<u>93</u>
STATE TOTAL	<u>30,412</u>	<u>100</u>	<u>12,748</u>	<u>100</u>	<u>17,664</u>	<u>100</u>

* Less than 0.5%.

1/ Includes Hqs., First Army.

2/ Includes Miller Field.

~~CONFIDENTIAL~~

CONFIDENTIAL

NEW YORK

Navy

30 June 1963

Installation	Total		Military		Civilian	
	Number	Percent	Number	Percent	Number	Percent
<u>NAVY</u>						
New York City	(25,432)	(91)	(4,552)	(75)	(20,880)	(95)
Military Sea Transport	4,400	16	94	1	4,306	19
Naval Air Station	1,043	4	904	15	139	1
Naval Base (Brooklyn)	(14,608)	(52)	(1,943)	(32)	(12,665)	(58)
Hqs., 3rd Naval District	956	3	443	7	513	3
Receiving Station	921	3	874	15	47	*
Shipyard	12,281	44	180	3	12,101	55
Miscellaneous	450	2	446	7	4	*
St. Albans Hospital	1,438	5	972	16	466	2
Miscellaneous	3,943	14	639	11	3,304	15
<u>Port Washington (Training Device Center)</u>	743	3	45	1	698	3
Schenectady (Nuclear Training)	702	2	702	12	0	0
Subtotal	<u>26,877</u>	<u>96</u>	<u>5,299</u>	<u>88</u>	<u>21,578</u>	<u>98</u>
STATE TOTAL	<u>27,955</u>	<u>100</u>	<u>6,067</u>	<u>100</u>	<u>21,888</u>	<u>100</u>

* Less than 0.5%.

CONFIDENTIAL

~~CONFIDENTIAL~~

NEW YORK

Air Force and Defense Supply Agency

30 June 1963

Installation	Total		Military		Civilian	
	Number	Percent	Number	Percent	Number	Percent
<u>AIR FORCE</u>						
Griffiss AFB (Depot)	11,246	36	3,949	20	7,297	66
Hancock Field (SAGE - Air National Guard)	2,045	6	1,702	8	343	3
New York City	960	3	331	2	629	5
Niagara Falls (Reserve-ANG-Missile)	1,182	4	878	4	304	3
Plattsburg AFB (Strategic)	6,886	22	6,508	32	378	3
Stewart AFB (SAGE Sector)	3,233	10	2,693	13	540	5
Suffolk County AFB (Fighter Interceptor)	2,487	8	2,279	11	208	2
Syracuse	831	3	734	4	97	1
Subtotal	<u>28,870</u>	<u>92</u>	<u>19,074</u>	<u>94</u>	<u>9,796</u>	<u>88</u>
STATE TOTAL	<u>31,440</u>	<u>100</u>	<u>20,352</u>	<u>100</u>	<u>11,088</u>	<u>100</u>
<u>DEFENSE SUPPLY AGENCY</u>						
Brooklyn Medical Supply Center	NA	NA	#	NA	572	NA

Included in Military Departments Strengths.

~~CONFIDENTIAL~~

~~CONFIDENTIAL~~

NORTH CAROLINA

Army, Navy and Air Force

30 June 1963

Installation	Total		Military		Civilian	
	Number	Percent	Number	Percent	Number	Percent
<u>ARMY</u>						
Fort Bragg (Airborne) (Incl. Camp Mackall)	40,618	98	38,031	99	2,587	81
Sunny Point Army Terminal	183	*	7	*	176	5
Subtotal	<u>40,801</u>	<u>98</u>	<u>38,038</u>	<u>99</u>	<u>2,763</u>	<u>86</u>
STATE TOTAL	<u>41,622</u>	<u>100</u>	<u>38,419</u>	<u>100</u>	<u>3,203</u>	<u>100</u>
<u>NAVY</u>						
Camp LeJeune (Includes Hospital)	31,556	69	29,038	73	2,518	43
Camp Hatteras Naval Facility	139	*	139	*	0	0
Cherry Point MCAS	10,867	24	7,699	19	3,168	51
New River Marine Air Facility	2,802	6	2,667	7	135	2
Subtotal	<u>45,364</u>	<u>99</u>	<u>39,543</u>	<u>99</u>	<u>5,821</u>	<u>99</u>
STATE TOTAL	<u>45,671</u>	<u>100</u>	<u>39,847</u>	<u>100</u>	<u>5,824</u>	<u>100</u>
<u>AIR FORCE</u>						
Asheville (Weather)	194	2	14	*	180	18
Pope AFB (Troop Carrier)	2,650	24	2,399	24	251	25
Seymour Johnson AFB (Tac. Fighter, Heavy Bomber & Fighter Interceptor)	7,173	64	6,659	66	514	51
Subtotal	<u>10,017</u>	<u>90</u>	<u>9,072</u>	<u>90</u>	<u>945</u>	<u>94</u>
STATE TOTAL	<u>11,103</u>	<u>100</u>	<u>10,100</u>	<u>100</u>	<u>1,003</u>	<u>100</u>

* Less than 0.5%.

~~CONFIDENTIAL~~

~~CONFIDENTIAL~~

NORTH DAKOTA

Army, Navy and Air Force

30 June 1963

Installation	Total		Military		Civilian	
	Number	Percent	Number	Percent	Number	Percent
<u>ARMY</u>						
STATE TOTAL	<u>454</u>	<u>100</u>	<u>85</u>	<u>100</u>	<u>369</u>	<u>100</u>
<u>NAVY</u>						
STATE TOTAL	<u>14</u>	<u>100</u>	<u>14</u>	<u>100</u>	<u>0</u>	<u>0</u>
<u>AIR FORCE</u>						
Grand Forks AFB (SAGE Sector & Strategic)	4,658	40	4,398	40	260	32
Minot AFB (SAGE Sector & Strategic)	6,143	52	5,646	52	497	61
Subtotal	<u>10,801</u>	<u>92</u>	<u>10,044</u>	<u>92</u>	<u>757</u>	<u>93</u>
STATE TOTAL	<u>11,712</u>	<u>100</u>	<u>10,901</u>	<u>100</u>	<u>811</u>	<u>100</u>

~~CONFIDENTIAL~~

CONFIDENTIAL

Ohio

Army and Navy

30 June 1963

Installation	Total		Military		Civilian	
	Number	Percent	Number	Percent	Number	Percent
ARMY						
Cincinnati - Miscellaneous	663	7	123	5	540	7
Cleveland	1,567	16	680	26	887	12
Columbus	(3,603)	(36)	(847)	(33)	(2,756)	(37)
Ft. Hayes (Inactive)(Hqs., XX USA Corps)	889	9	446	17	443	6
Army Depot	167	1	156	6	11	*
Mobility Support Cmd	2,276	23	49	2	2,227	30
Miscellaneous	271	3	196	8	75	1
Erie Army Depot	2,080	21	44	2	2,036	27
Lima Ordnance Modification Ctr (Inactive)	41	*	2	*	39	1
Lordstown Military Reservation	300	3	68	3	232	3
Ravenna Arsenal	9	*	9	*	0	0
Rossford Army Depot	47	*	1	*	46	1
Wilmington (Air Defense)	681	7	681	26	0	0
Subtotal	<u>8,991</u>	<u>90</u>	<u>2,455</u>	<u>95</u>	<u>6,536</u>	<u>88</u>
STATE TOTAL	<u>10,030</u>	<u>100</u>	<u>2,585</u>	<u>100</u>	<u>7,445</u>	<u>100</u>
NAVY						
Cleveland						
Finance Center	887	46	41	6	846	71
Miscellaneous	195	10	129	17	66	5
Columbus (Miscellaneous)	219	11	128	17	91	8
Subtotal	<u>1,301</u>	<u>67</u>	<u>298</u>	<u>40</u>	<u>1,003</u>	<u>84</u>
STATE TOTAL	<u>1,945</u>	<u>100</u>	<u>748</u>	<u>100</u>	<u>1,197</u>	<u>100</u>

* Less than 0.5%.

CONFIDENTIAL

~~CONFIDENTIAL~~

Ohio

Air Force and Defense Supply Agency

30 June 1963

Installation	Total		Military		Civilian	
	Number	Percent	Number	Percent	Number	Percent
<u>AIR FORCE</u>						
Clinton County AFB (Reserve)	487	1	70	*	417	2
Gentile AFS (Depot)	138	*	27	*	111	1
Lockbourne AFB (Medium Bomber)	7,942	21	7,536	48	406	2
Newark AFS (Field Test)	2,022	5	48	*	1,974	9
Wright-Patterson AFB (Hqs., Materiel Command)	25,536	67	7,264	46	18,272	82
Subtotal	<u>36,125</u>	<u>95</u>	<u>14,945</u>	<u>94</u>	<u>21,180</u>	<u>96</u>
STATE TOTAL	<u>37,948</u>	<u>100</u>	<u>15,820</u>	<u>100</u>	<u>22,128</u>	<u>100</u>
<u>DEFENSE SUPPLY AGENCY</u>						
Columbus Construction Supply Center	NA	NA	#	NA	3,649	NA
Dayton Electronics Supply Center	NA	NA	#	NA	4,142	NA

* Less than 0.5%.

Included in Military Departments strengths.

OKLAHOMA

Army, Navy and Air Force

30 June 1963

Installation	Total		Military		Civilian	
	Number	Percent	Number	Percent	Number	Percent
<u>ARMY</u>						
Fort Sill (Artillery Missile Center)	26,062	93	23,438	98	2,624	64
STATE TOTAL	<u>27,984</u>	<u>100</u>	<u>23,880</u>	<u>100</u>	<u>4,104</u>	<u>100</u>
<u>NAVY</u>						
McAlester Ammo Depot	1,163	84	149	40	1,014	100
STATE TOTAL	<u>1,384</u>	<u>100</u>	<u>370</u>	<u>100</u>	<u>1,014</u>	<u>100</u>
<u>AIR FORCE</u>						
Altus AFB (Strategic)	4,726	14	4,399	34	327	1
Clinton-Sherman AFB (Strategic)	3,283	10	2,993	23	290	1
Davis Field (Reserve)	181	1	5	*	176	1
Oklahoma City AFS (AC&W)	1,009	3	875	7	134	1
Tinker AFB (Depot)	21,913	66	3,139	24	18,774	94
Vance AFB (Training)	1,015	3	893	7	122	1
Subtotal	<u>32,127</u>	<u>97</u>	<u>12,304</u>	<u>95</u>	<u>19,823</u>	<u>99</u>
STATE TOTAL	<u>32,965</u>	<u>100</u>	<u>13,041</u>	<u>100</u>	<u>19,924</u>	<u>100</u>

* Less than 0.5%.

OREGON

Army, Navy and Air Force

30 June 1963

Installation	Total		Military		Civilian	
	Number	Percent	Number	Percent	Number	Percent
<u>ARMY</u>						
Beaver Army Terminal	121	4	3	2	118	4
Portland (Miscellaneous)	1,518	50	92	53	1,426	50
Umatilla Army Depot	563	19	5	3	558	19
Subtotal	<u>2,202</u>	<u>73</u>	<u>100</u>	<u>58</u>	<u>2,102</u>	<u>73</u>
STATE TOTAL	<u>3,037</u>	<u>100</u>	<u>172</u>	<u>100</u>	<u>2,865</u>	<u>100</u>
<u>NAVY</u>						
STATE TOTAL	<u>345</u>	<u>100</u>	<u>344</u>	<u>100</u>	<u>1</u>	<u>100</u>
<u>AIR FORCE</u>						
Kingsley Field (Air Defense)	1,659	31	1,465	31	194	28
Portland International Airport (Air Defense)	1,890	35	1,562	33	328	47
Subtotal	<u>3,549</u>	<u>66</u>	<u>3,027</u>	<u>64</u>	<u>522</u>	<u>75</u>
STATE TOTAL	<u>5,382</u>	<u>100</u>	<u>4,685</u>	<u>100</u>	<u>697</u>	<u>100</u>

CONFIDENTIAL

PENNSYLVANIA

Army

30 June 1963

Installation	Total		Military		Civilian	
	Number	Percent	Number	Percent	Number	Percent
ARMY						
Carlisle Barracks - Army War College	900	3	522	9	378	2
Edgemont (Air Defense)	460	1	460	8	0	0
Indiantown Gap Military Reservation (Hqs., XXI Corps, Res.)	1,090	4	452	8	638	3
Irwin (Air Defense)	530	2	530	9	0	0
Letterkenny Ordnance Depot	5,501	19	89	2	5,412	22
New Cumberland Army Depot	1,592	5	199	3	1,393	6
Oakdale (Air Defense)	977	3	866	15	111	*
Philadelphia	(12,140)	(41)	(474)	(8)	(11,666)	(48)
Engineer District	792	3	0	0	792	3
Electronic Materiel Supply Agency	3,080	11	97	2	2,983	12
Frankford Arsenal	6,596	22	91	2	6,505	27
Procurement District	680	2	9	*	671	3
QM Center	621	2	38	*	583	2
Miscellaneous	371	1	239	4	132	1
Pittsburgh - Miscellaneous	919	3	229	4	690	3
Tobyhanna Army Depot	2,729	9	313	6	2,416	10
Valley Forge Army Hospital	1,751	6	1,214	21	537	2
Subtotal	<u>28,589</u>	<u>96</u>	<u>5,348</u>	<u>93</u>	<u>23,241</u>	<u>96</u>
STATE TOTAL	<u>29,834</u>	<u>100</u>	<u>5,731</u>	<u>100</u>	<u>24,103</u>	<u>100</u>

* Less than 0.5%.

CONFIDENTIAL

PENNSYLVANIA

Navy

30 June 1963

Installation	Total		Military		Civilian	
	Number	Percent	Number	Percent	Number	Percent
<u>NAVY</u>						
Johnsville Air Development Center	2,318	7	458	6	1,860	7
Mechanicsburgh Supply Depot	3,876	12	155	2	3,721	14
Philadelphia	(23,906)	(71)	(5,267)	(71)	(18,639)	(73)
Air Material Center	3,616	11	443	6	3,173	12
Hqs., 4th Naval District	768	2	304	4	464	2
Hospital	1,361	4	908	12	453	2
MC Supply Activity	1,361	4	317	4	1,044	4
Marine Barracks	386	1	386	5	0	0
Naval Home	113	*	17	*	96	*
Receiving Station	781	2	781	11	0	0
Shipyards	9,605	29	293	4	9,312	37
Supply Depot	3,566	11	153	2	3,413	13
Miscellaneous	2,349	7	1,665	23	684	3
Willow Grove Naval Air Station	949	3	840	12	109	*
York Ordnance Plant	1,181	4	13	*	1,168	5
Subtotal	<u>32,230</u>	<u>97</u>	<u>6,733</u>	<u>91</u>	<u>25,497</u>	<u>99</u>
STATE TOTAL	<u>32,938</u>	<u>100</u>	<u>7,399</u>	<u>100</u>	<u>25,539</u>	<u>100</u>

* Less than 0.5%.

~~CONFIDENTIAL~~

PENNSYLVANIA

Air Force and Defense Supply Agency

30 June 1963

Installation	Total		Military		Civilian	
	Number	Percent	Number	Percent	Number	Percent
<u>AIR FORCE</u>						
Greater Pittsburgh Airport	306	2	45	2	261	2
Marietta AFS (Depot)	783	5	1	*	782	6
Olmstead AFB (Depot)	11,314	30	1,042	50	10,272	85
Philadelphia	688	5	264	13	424	4
Subtotal	<u>13,091</u>	<u>92</u>	<u>1,352</u>	<u>65</u>	<u>11,739</u>	<u>97</u>
STATE TOTAL	<u>14,192</u>	<u>100</u>	<u>2,095</u>	<u>100</u>	<u>12,097</u>	<u>100</u>
<u>DEFENSE SUPPLY AGENCY</u>						
Philadelphia Clothing & Textile Supply Center	NA	NA	#	NA	3,923	NA
Philadelphia Industrial Supply Ctr.	NA	NA	#	NA	2,371	NA
Mechanicsburg Depot Activity	NA	NA	#	NA	764	NA

* Less than 0.5%.

Included in Military Departments Strengths.

~~CONFIDENTIAL~~

~~CONFIDENTIAL~~

RHODE ISLAND

Army, Navy and Air Force

30 June 1963

Installation	Total		Military		Civilian	
	Number	Percent	Number	Percent	Number	Percent
<u>ARMY</u>						
STATE TOTAL	<u>446</u>	<u>100</u>	<u>112</u>	<u>100</u>	<u>334</u>	<u>100</u>
<u>NAVY</u>						
Davisville	(7,009)	(50)	(2,147)	(35)	(4,862)	(61)
Construction Bn Center	1,203	9	271	4	932	12
Quonset Point Naval Air Station	5,806	41	1,876	31	3,930	49
Melville Magazine & Net Depot	29	*	29	*	0	0
Newport Naval Base	(6,885)	(49)	(3,833)	(63)	(3,052)	(39)
Central Torpedo Office	385	3	4	*	381	5
Hospital	605	4	462	8	143	2
Naval Station 1/	1,932	14	1,631	27	301	4
Public Works Center	752	5	15	*	737	9
Supply Depot	607	4	22	*	585	7
Underwater Ordnance Station	895	6	155	3	740	9
War College	388	3	265	4	123	2
Miscellaneous	1,321	10	1,279	21	42	1
Subtotal	<u>13,923</u>	<u>99</u>	<u>6,009</u>	<u>99</u>	<u>7,914</u>	<u>100</u>
STATE TOTAL	<u>13,984</u>	<u>100</u>	<u>6,070</u>	<u>100</u>	<u>7,914</u>	<u>100</u>
<u>AIR FORCE</u>						
STATE TOTAL	<u>52</u>	<u>100</u>	<u>47</u>	<u>100</u>	<u>5</u>	<u>100</u>

* Less than 0.5%.

1/ Includes Schools Command.

~~CONFIDENTIAL~~

[REDACTED]

SOUTH CAROLINA

Army, Navy and Air Force

30 June 1963

Installation	Total		Military		Civilian	
	Number	Percent	Number	Percent	Number	Percent
ARMY						
Charleston Army Depot	526	4	37	*	489	20
Fort Jackson (Infantry Training Ctr.)	13,432	93	11,714	98	1,718	70
Subtotal	<u>13,958</u>	<u>97</u>	<u>11,751</u>	<u>98</u>	<u>2,207</u>	<u>90</u>
STATE TOTAL	<u>14,400</u>	<u>100</u>	<u>11,949</u>	<u>100</u>	<u>2,451</u>	<u>100</u>
NAVY						
Beaufort Naval Hospital	378	1	237	2	141	1
Beaufort MC Aux. Air Station	3,782	16	3,540	27	242	2
Charleston	(12,550)	(54)	(3,367)	(25)	(9,183)	(90)
Ammo Depot	726	3	258	2	468	4
Hqs 6th Naval District	814	4	251	2	563	5
Hospital	611	3	435	3	176	2
Mine Craft Base	198	1	198	1	0	0
Naval Station	1,402	6	1,178	9	224	2
Shipyard	7,543	32	279	2	7,264	72
Weapons Annex	570	2	253	2	317	3
Miscellaneous	686	3	515	4	171	2
Parris Island MC Recruit Depot	6,583	28	5,935	45	648	7
Subtotal	<u>23,293</u>	<u>99</u>	<u>13,079</u>	<u>99</u>	<u>10,214</u>	<u>100</u>
STATE TOTAL	<u>23,453</u>	<u>100</u>	<u>13,239</u>	<u>100</u>	<u>10,214</u>	<u>100</u>
AIR FORCE						
Charleston AFB (Air Transport & Air Defense)	7,247	41	6,382	40	865	47
Donaldson AFB (Air Transport)	89	1	51	*	38	2
Myrtle Beach AFB (Tactical Fighter)	2,649	15	2,283	14	366	20
Shaw AFB (Hqs 9th AF & Tactical Recon)	6,842	38	6,285	40	557	30
Subtotal	<u>16,827</u>	<u>95</u>	<u>15,001</u>	<u>94</u>	<u>1,826</u>	<u>99</u>
STATE TOTAL	<u>17,744</u>	<u>100</u>	<u>15,898</u>	<u>100</u>	<u>1,846</u>	<u>100</u>

* Less than 0.5%.

~~CONFIDENTIAL~~

SOUTH DAKOTA

Army, Navy and Air Force

30 June 1963

Installation	Total		Military		Civilian	
	Number	Percent	Number	Percent	Number	Percent
<u>ARMY</u>						
Black Hills Army Depot	560	50	16	13	544	55
STATE TOTAL	<u>1,121</u>	<u>100</u>	<u>125</u>	<u>100</u>	<u>996</u>	<u>100</u>
<u>NAVY</u>						
STATE TOTAL	<u>13</u>	<u>100</u>	<u>13</u>	<u>100</u>	<u>0</u>	<u>0</u>
<u>AIR FORCE</u>						
Ellsworth AFB (Strategic)	6,819	95	6,193	95	626	93
STATE TOTAL	<u>7,208</u>	<u>100</u>	<u>6,536</u>	<u>100</u>	<u>672</u>	<u>100</u>

* Less than 0.5%.

~~CONFIDENTIAL~~

~~CONFIDENTIAL~~

TENNESSEE

Army, Navy and Air Force

30 June 1963

Installation	Total		Military		Civilian	
	Number	Percent	Number	Percent	Number	Percent
<u>ARMY</u>						
Memphis						
Engineer District	1,041	25	0	0	1,041	29
Army Depot	1,749	42	53	11	1,696	46
Nashville - Miscellaneous	455	11	182	38	273	7
Subtotal	<u>3,245</u>	<u>78</u>	<u>235</u>	<u>49</u>	<u>3,010</u>	<u>82</u>
STATE TOTAL	<u>4,131</u>	<u>100</u>	<u>482</u>	<u>100</u>	<u>3,649</u>	<u>100</u>
<u>NAVY</u>						
Clarksville (Administrative)	553	4	553	4	0	0
Memphis						
Hospital	414	3	306	2	108	12
Naval Air Station	12,401	91	11,668	91	793	88
Nashville - Miscellaneous	159	1	159	2	0	0
Subtotal	<u>13,527</u>	<u>99</u>	<u>12,626</u>	<u>99</u>	<u>901</u>	<u>100</u>
STATE TOTAL	<u>13,650</u>	<u>100</u>	<u>12,749</u>	<u>100</u>	<u>901</u>	<u>100</u>
<u>AIR FORCE</u>						
Arnold Engineer Development Center	234	4	96	2	138	9
Memphis	1,020	17	69	2	951	61
Stewart AFB (Tactical)	4,532	76	4,097	92	435	28
Subtotal	<u>5,786</u>	<u>97</u>	<u>4,262</u>	<u>96</u>	<u>1,524</u>	<u>98</u>
STATE TOTAL	<u>5,993</u>	<u>100</u>	<u>4,444</u>	<u>100</u>	<u>1,549</u>	<u>100</u>

~~CONFIDENTIAL~~

~~CONFIDENTIAL~~

TEXAS

Army

30 June 1963

Installation	Total		Military		Civilian	
	Number	Percent	Number	Percent	Number	Percent
<u>ARMY</u>						
Bergstrom AFB (Air Defense)	476	1	476	1	0	0
Camp Gary (Inactive)	1	*	1	*	0	0
Corpus Christi (Air Depot)	1,748	2	196	*	1,552	8
Camp Wolters (Helicopter School)	2,371	3	1,968	3	403	2
Duncanville (Air Defense)	611	1	611	1	0	0
Dyess AFB (Air Defense)	412	*	412	1	0	0
Fort Bliss (Air Defense Ctr & School)	21,229	23	18,478	26	2,751	13
Fort Hood (Armored Division)	38,248	42	35,792	51	2,456	12
Fort Worth Army Depot	1,545	2	45	*	1,500	7
Killeen Base (DASA)	488	1	488	1	0	0
Lone Star Ordnance Plant	82	*	1	*	81	*
Longhorn Ordnance Works (Inactive)	57	*	1	*	56	*
Red River Army Depot	4,664	5	231	*	4,433	22
San Antonio						
Brooke Army Medical Center	4,825	5	3,716	5	1,109	5
Fort Sam Houston <u>1/</u>	7,946	9	5,682	8	2,264	11
Wm. Beaumont Army Hospital	1,275	1	862	1	413	2
Subtotal	<u>85,978</u>	<u>95</u>	<u>68,960</u>	<u>99</u>	<u>17,018</u>	<u>83</u>
STATE TOTAL	<u>90,534</u>	<u>100</u>	<u>69,990</u>	<u>100</u>	<u>20,544</u>	<u>100</u>

* Less than 0.5%.

1/ Includes Hqs., Fourth Army.

~~CONFIDENTIAL~~

TEXAS

Navy

30 June 1963

Installation	Total		Military		Civilian	
	Number	Percent	Number	Percent	Number	Percent
<u>NAVY</u>						
Chase Field	2,002	18	1,783	20	219	11
Corpus Christi Hospital	283	3	199	2	84	4
Naval Air Station	4,392	40	3,457	39	935	48
Dallas						
Naval Air Station	941	9	838	9	103	5
Miscellaneous	239	2	132	2	107	6
Kingsville Aux. Air Station	2,173	20	1,898	21	275	14
Orange - Miscellaneous	209	2	38	*	171	9
Subtotal	<u>10,239</u>	<u>94</u>	<u>8,345</u>	<u>93</u>	<u>1,894</u>	<u>97</u>
STATE TOTAL	<u>10,885</u>	<u>100</u>	<u>8,937</u>	<u>100</u>	<u>1,948</u>	<u>100</u>

* Less than 0.5%.

~~CONFIDENTIAL~~

CONFIDENTIAL

TEXAS

Air Force

30 June 1963

Installation	Total		Military		Civilian	
	Number	Percent	Number	Percent	Number	Percent
<u>AIR FORCE</u>						
Amarillo AFB (Heavy Bomber & Tech School)	12,203	9	10,643	11	1,560	4
Bergstrom AFB (Heavy Bomber)	3,631	3	3,315	3	316	1
Biggs AFB (Heavy Bomber)	4,349	3	4,038	4	311	1
Brooks AFB (Air Transport)	2,244	2	1,446	2	798	2
Carswell AFB (Heavy Bomber)	6,770	5	6,108	6	662	2
Dyess AFB (Medium Bomber)	5,663	4	5,307	5	356	1
Ellington AFB (Aircraft Reserve Training)	1,102	1	449	*	653	2
Goodfellow AFB (Administration)	3,605	3	3,244	3	361	1
James Connally AFB (Training)	4,400	3	3,559	4	841	2
Kelly AFB (Depot)	24,514	18	5,033	5	19,481	54
Lackland AFB (Training)	28,470	21	26,266	27	2,204	6
Laredo AFB (Training)	1,680	1	1,231	1	449	1
Laughlin AFB (Strategic Recon.)	3,262	2	2,784	3	478	1
Matagorda Island (Air Force Range)	276	*	272	*	4	*
Perrin AFB (Training)	3,328	2	2,456	3	872	3
Randolph AFB (Hqs Air Training)	6,212	5	4,173	4	2,039	6
Reese AFB (Training)	2,909	2	2,283	2	626	2

* Less than 0.5%.

CONFIDENTIAL

~~CONFIDENTIAL~~

TEXAS

Air Force - Continued

30 June 1963

Installation	Total		Military		Civilian	
	Number	Percent	Number	Percent	Number	Percent
<u>AIR FORCE</u> - Continued						
Sheppard AFB (Training & Heavy Bomber)	13,592	10	11,273	11	2,319	6
Waco (Hqs., 12th AF)	672	*	599	1	73	*
Webb AFB (Training)	3,549	3	2,873	3	676	2
Subtotal	<u>132,431</u>	<u>98</u>	<u>97,352</u>	<u>98</u>	<u>35,079</u>	<u>97</u>
STATE TOTAL	<u>135,361</u>	<u>100</u>	<u>99,354</u>	<u>100</u>	<u>36,007</u>	<u>100</u>

* Less than 0.5%.

~~CONFIDENTIAL~~

~~CONFIDENTIAL~~

UTAH

Army, Navy and Air Force

30 June 1963

Installation	Total		Military		Civilian	
	Number	Percent	Number	Percent	Number	Percent
<u>ARMY</u>						
Dugway Proving Ground	1,977	23	908	67	1,069	15
Fort Douglas	468	5	275	20	193	3
Tooele Army Depot	3,828	45	32	2	3,796	52
Utah Army Depot	2,065	24	65	5	2,000	27
Subtotal	<u>8,338</u>	<u>97</u>	<u>1,280</u>	<u>94</u>	<u>7,058</u>	<u>97</u>
STATE TOTAL	<u>8,620</u>	<u>100</u>	<u>1,358</u>	<u>100</u>	<u>7,262</u>	<u>100</u>
<u>NAVY</u>						
STATE TOTAL	<u>343</u>	<u>100</u>	<u>122</u>	<u>100</u>	<u>221</u>	<u>100</u>
<u>AIR FORCE</u>						
Hill AFB (Depot)	14,494	98	2,857	94	11,637	98
STATE TOTAL	<u>14,864</u>	<u>100</u>	<u>3,049</u>	<u>100</u>	<u>11,815</u>	<u>100</u>

~~CONFIDENTIAL~~

~~CONFIDENTIAL~~

VERMONT

Army, Navy and Air Force

30 June 1963

Installation	Total		Military		Civilian	
	Number	Percent	Number	Percent	Number	Percent
<u>ARMY</u>						
STATE TOTAL	<u>112</u>	<u>100</u>	<u>82</u>	<u>100</u>	<u>30</u>	<u>100</u>
<u>NAVY</u>						
STATE TOTAL	<u>13</u>	<u>100</u>	<u>13</u>	<u>100</u>	<u>0</u>	<u>0</u>
<u>AIR FORCE</u>						
Ethan Allen AFB	16	4	16	4	0	0
STATE TOTAL	<u>411</u>	<u>100</u>	<u>380</u>	<u>100</u>	<u>31</u>	<u>100</u>

~~CONFIDENTIAL~~

~~CONFIDENTIAL~~

VIRGINIA 1/

Army and Defense Supply Agency

30 June 1963

Installation	Total		Military		Civilian	
	Number	Percent	Number	Percent	Number	Percent
<u>ARMY</u>						
Camp A. P. Hill	323	1	115	1	208	2
Camp Pickett (Inactive)	548	2	211	1	337	4
Fort Eustis	10,356	36	7,906	40	2,450	26
Fort Lee	7,591	26	5,600	28	1,991	22
Fort Monroe (Hqs CONARC)	3,089	11	1,787	9	1,302	14
Fort Story	2,292	8	1,961	10	331	4
Norfolk (Army Terminal - Air Defense)	1,060	4	331	2	729	8
Radford Arsenal	138	*	3	*	135	1
Richmond QM Depot	527	2	16	*	511	6
Vint Hill Farms Station	882	3	703	3	179	2
Subtotal	<u>26,806</u>	<u>93</u>	<u>18,633</u>	<u>94</u>	<u>8,173</u>	<u>89</u>
STATE TOTAL	<u>28,977</u>	<u>100</u>	<u>19,749</u>	<u>100</u>	<u>9,228</u>	<u>100</u>
<u>DEFENSE SUPPLY AGENCY</u>						
Richmond General Supply Center	NA	NA	#	NA	2,585	NA

* Less than 0.5%.

1/ Excludes personnel in Arlington and Fairfax Counties and Cities of Alexandria, Fairfax and Falls Church. These personnel are included in the Washington, D. C. Metropolitan Area report.

Included in Military Departments Strengths.

~~CONFIDENTIAL~~

~~CONFIDENTIAL~~

VIRGINIA 1/

Navy and Air Force

30 June 1963

Installation	Total		Military		Civilian	
	Number	Percent	Number	Percent	Number	Percent
<u>NAVY</u>						
Dahlgren Weapons Laboratory	2,132	3	159	1	1,973	6
Norfolk-Portsmouth Area	(46,924)	(78)	(19,247)	(69)	(27,677)	(85)
Atlantic Fleet Control Center	204	*	204	1	0	0
Armed Forces Staff College	176	*	106	*	70	*
Dam Neck Flt Warfare Trng Ctr	2,725	4	2,589	9	136	*
Degaussing Station	42	*	27	*	15	*
Hq., 5th District	529	1	252	1	277	1
Little Creek Amphibious Base	2,775	5	2,053	7	722	2
Naval Air Station	8,877	15	2,313	8	6,564	20
Naval Hospital	1,969	3	1,400	5	569	2
Naval Schools Command	153	*	150	1	3	*
Naval Station	1,569	3	1,116	4	453	1
Oceana Air Station	1,495	2	1,003	4	492	2
Public Works Center	2,440	4	180	1	2,260	7
St. Juliens Creek Ammo Depot	477	1	17	*	460	1
Shipyards	10,740	18	526	2	10,214	31
Supply Center	5,075	8	551	2	4,524	14
Miscellaneous	7,678	13	6,760	24	918	3
Quantico	(8,764)	(14)	(7,369)	(27)	(1,395)	(4)
Hospital	257	*	165	1	92	*
MC Air Station	1,028	2	914	3	114	*
MC Schools	7,479	12	6,290	23	1,189	4
Yorktown	(2,494)	(4)	(842)	(3)	(1,652)	(5)
Skiffes Creek Annex	253	*	253	1	0	0
Weapons Station	1,986	4	334	1	1,652	5
Miscellaneous	255	*	255	1	0	0
Subtotal	<u>60,314</u>	<u>99</u>	<u>27,617</u>	<u>99</u>	<u>32,697</u>	<u>100</u>
STATE TOTAL	<u>60,559</u>	<u>100</u>	<u>27,862</u>	<u>100</u>	<u>32,697</u>	<u>100</u>
<u>AIR FORCE</u>						
Ft. Lee (AC&W)	723	7	685	8	38	2
Langley AFB (Hqs., Tactical Air Command & Air Refuel)	8,411	82	7,011	80	1,410	94
Subtotal	<u>9,144</u>	<u>89</u>	<u>7,696</u>	<u>88</u>	<u>1,448</u>	<u>96</u>
STATE TOTAL	<u>10,298</u>	<u>100</u>	<u>8,792</u>	<u>100</u>	<u>1,506</u>	<u>100</u>

* Less than 0.5%.

1/ Excludes personnel in Arlington and Fairfax Counties and Cities of Alexandria, Fairfax and Falls Church. These personnel are included in the Washington, D. C. Metropolitan Area report.

69
~~CONFIDENTIAL~~

~~CONFIDENTIAL~~

WASHINGTON

Army and Navy

30 June 1963

Installation	Total		Military		Civilian	
	Number	Percent	Number	Percent	Number	Percent
<u>ARMY</u>						
Fairchild AFB (Air Defense)	424	1	384	2	40	1
Fort Lawton (Hqs., X Corps, Reserve & Returnee Station)	1,992	6	1,384	5	608	11
Fort Lewis (incl. Yakima Firing Ctr.)	24,015	78	22,087	87	1,928	34
Madigan Army Hospital	1,263	4	844	3	419	7
Mt. Rainier Army Depot	294	1	3	*	291	5
Seattle	1,134	4	148	1	986	17
Subtotal	<u>29,122</u>	<u>94</u>	<u>24,850</u>	<u>98</u>	<u>4,272</u>	<u>75</u>
STATE TOTAL	<u>31,021</u>	<u>100</u>	<u>25,337</u>	<u>100</u>	<u>5,684</u>	<u>100</u>
<u>NAVY</u>						
Bremerton Naval Base	(12,067)	(69)	(1,359)	(31)	(10,708)	(82)
Bangor Ammo Depot	427	2	38	1	389	3
Hospital	406	2	288	7	118	1
Keyport Torpedo Station	1,186	7	211	5	975	7
Shipyards	9,600	55	374	8	9,226	71
Miscellaneous	448	2	448	10	0	0
Jim Creek Radio Station	113	1	61	1	52	*
Oak Harbor Naval Air Station	1,882	11	1,198	28	684	5
Seattle	(2,963)	(17)	(1,356)	(31)	(1,607)	(12)
Hq., 13th District	207	1	85	2	122	1
Naval Air Station	780	4	596	14	184	1
Supply Depot	995	6	240	5	755	6
Miscellaneous	981	6	435	10	546	3
Subtotal	<u>17,025</u>	<u>98</u>	<u>3,974</u>	<u>92</u>	<u>13,051</u>	<u>99</u>
STATE TOTAL	<u>17,383</u>	<u>100</u>	<u>4,331</u>	<u>100</u>	<u>13,052</u>	<u>100</u>

* Less than 0.5%.

~~CONFIDENTIAL~~

CONFIDENTIAL

WASHINGTON

Air Force

30 June 1963

Installation	Total		Military		Civilian	
	Number	Percent	Number	Percent	Number	Percent
<u>AIR FORCE</u>						
Fairchild AFB (Heavy Bomber)	5,234	24	4,737	25	497	16
Larson AFB (Heavy Bomber)	4,911	22	4,506	24	405	13
McChord AFB (Fighter Interceptor)	7,190	33	6,002	32	1,188	39
Paine Field (Fighter Interceptor)	1,637	8	1,405	7	232	8
Seattle (Miscellaneous)	654	3	194	1	460	15
Spokane (Air Defense)	1,153	5	1,004	5	149	5
Subtotal	<u>20,779</u>	<u>95</u>	<u>17,848</u>	<u>94</u>	<u>2,931</u>	<u>96</u>
STATE TOTAL	<u>21,951</u>	<u>100</u>	<u>18,893</u>	<u>100</u>	<u>3,058</u>	<u>100</u>

CONFIDENTIAL

WASHINGTON, D. C. METROPOLITAN AREA ^{1/}

Army, Navy and Air Force

30 June 1963

Installation	Total		Military		Civilian	
	Number	Percent	Number	Percent	Number	Percent
<u>ARMY</u>						
Metropolitan Area						
TOTAL	<u>56,685</u>	<u>100</u>	<u>28,073</u>	<u>100</u>	<u>28,612</u>	<u>100</u>
<u>NAVY</u>						
Metropolitan Area						
TOTAL	<u>48,077</u>	<u>100</u>	<u>16,002</u>	<u>100</u>	<u>32,075</u>	<u>100</u>
<u>AIR FORCE</u>						
Metropolitan Area						
TOTAL	<u>27,406</u>	<u>100</u>	<u>18,019</u>	<u>100</u>	<u>9,387</u>	<u>100</u>

^{1/} Area consists of the District of Columbia; Montgomery and Prince Georges Counties in Maryland; Cities of Alwxandria, Fairfax and Falls Church; and Arlington and Fairfax Counties in Virginia.

~~CONFIDENTIAL~~

WEST VIRGINIA

Army, Navy and Air Force

30 June 1963

Installation	Total		Military		Civilian	
	Number	Percent	Number	Percent	Number	Percent
<u>ARMY</u>						
STATE TOTAL	<u>1,177</u>	<u>100</u>	<u>242</u>	<u>100</u>	<u>935</u>	<u>100</u>
<u>NAVY</u>						
STATE TOTAL	<u>91</u>	<u>100</u>	<u>91</u>	<u>100</u>	<u>0</u>	<u>0</u>
<u>AIR FORCE</u>						
STATE TOTAL	<u>283</u>	<u>100</u>	<u>263</u>	<u>100</u>	<u>20</u>	<u>100</u>

~~CONFIDENTIAL~~

~~CONFIDENTIAL~~

WISCONSIN

Army, Navy and Air Force

30 June 1963

Installation	Total		Military		Civilian	
	Number	Percent	Number	Percent	Number	Percent
<u>ARMY</u>						
Camp McCoy (Inactive - Summer Trng)	559	27	19	2	540	49
Milwaukee	(997)	(48)	(866)	(87)	(131)	(12)
Air Defense	571	27	571	57	0	0
Disciplinary Barracks (Inactive)	15	1	15	2	0	0
Miscellaneous	411	20	280	28	131	12
Subtotal	<u>1,556</u>	<u>75</u>	<u>885</u>	<u>89</u>	<u>671</u>	<u>61</u>
STATE TOTAL	<u>2,090</u>	<u>100</u>	<u>995</u>	<u>100</u>	<u>1,095</u>	<u>100</u>
<u>NAVY</u>						
STATE TOTAL	<u>261</u>	<u>100</u>	<u>261</u>	<u>100</u>	<u>0</u>	<u>0</u>
<u>AIR FORCE</u>						
General Mitchell Field	211	5	14	*	197	24
Truax Field (Fighter Interceptor)	3,158	77	2,806	85	352	43
Subtotal	<u>3,369</u>	<u>82</u>	<u>2,820</u>	<u>85</u>	<u>549</u>	<u>67</u>
STATE TOTAL	<u>4,130</u>	<u>100</u>	<u>3,319</u>	<u>100</u>	<u>811</u>	<u>100</u>

* Less than 0.5%.

~~CONFIDENTIAL~~

WYOMING

Army, Navy and Air Force

30 June 1963

Installation	Total		Military		Civilian	
	Number	Percent	Number	Percent	Number	Percent
<u>ARMY</u>						
STATE TOTAL	<u>251</u>	<u>100</u>	<u>45</u>	<u>100</u>	<u>206</u>	<u>100</u>
<u>NAVY</u>						
STATE TOTAL	<u>16</u>	<u>100</u>	<u>14</u>	<u>100</u>	<u>2</u>	<u>100</u>
<u>AIR FORCE</u>						
F. E. Warren AFB (Missile)	4,209	90	3,562	89	647	98
STATE TOTAL	<u>4,664</u>	<u>100</u>	<u>4,003</u>	<u>100</u>	<u>661</u>	<u>100</u>

~~CONFIDENTIAL~~

SUPPLEMENTARY

INFORMATION

AD-A954 676

The title and report number are corrected to read:

Distribution of Personnel by State-by Installation, FY-63.

DIOR/MO2-63

12 AUG 1986