

Date 23 Feb 2011

MEMORANDUM FOR SAF/PA

FROM: SAF/FMCE

SUBJECT: Public Release Approval Request

1. The attached material, described below, is forwarded for security and policy review in accordance with AFI 35-101, Chapter 15:

TITLE: USAF Summaries for 1945-2005
(Please include page count)

AUTHOR/ORGANIZATION: SAF/FMCE

PRESENTATION TO: *General Public*

DATE: *As soon as "Approved" for Public Release*

LOCATION: *DTIC Public Database*

PUBLICATION IN: *N/A*

SUBMITTAL DEADLINE: *N/A*

REQUEST REPLY BY: *23 Feb 2011*

**DEPARTMENT OF THE AIR FORCE
SAF/PA
CLEARED THIS INFORMATION**

FEB 23 2011

FOR PUBLIC RELEASE

2. SAF/FMC has no objection to public release of this document upon approval from SAF/PA.

3. (This line is for any comments or recommendation you may have in reference to the document you are submitting for review; if prior coordination has been performed, please list POC and phone number.) Please list one addition POC other than submitter.

Signed/evb/022311/fmcee
Eli V. Brown, Maj, USAF
SAF/FMCEE

*Attachment
6 Copies (required)*



DEPARTMENT OF THE AIR FORCE
WASHINGTON, DC

21 Jan 2011

Office of the Secretary

MEMORANDUM FOR AF/HO

EVJ
KAS-2005

FROM: SAF/PA (Security and Policy Review)

SUBJECT: Public Release Coordination (PAIRS 2011-0034)--USAF Summaries for ~~1976-1985~~ - FOR PUBLIC
RELEASE SUSPENSE: 28 Jan 2011

The purpose of the memo is to obtain subject matter expert coordination for public release of the attached document and has been sent concurrently to each addressee. This memo replaces the Public Affairs Information Release System (PAIRS) form and should be protected as "For Official Use Only". Please review and respond in the 1st indorsement with one of the provided dispositions. If you have any questions, concerns, or comments feel free to contact me at 703-697-3222/3994. FAX 703-693-9452.

Devallee Pridgen-Gattison
DEVALEE PRIDGEN-GATTISON
Security Review Specialist
Secretary of the Air Force
Office of Public Affairs

1st Ind, AF/HO

TO: SAF/PA (Security and Policy Review)

- No objection
- No objection, subject to recommendation
- No objection, subject to amendments for security and policy as indicated by brackets
- Objection (Amendments to permit publication are impractical. State reason)
- No Equity

William C. Heimdahl 16/2/11
(Reviewers Signature) (Date)
William C. Heimdahl
(Print Reviewer's Name/duty title/phone number)
Deputy Director
HQ USAF/HO 697-5600

DEPARTMENT OF THE AIR FORCE
HEADQUARTERS UNITED STATES AIR FORCE
WASHINGTON, D.C.



1 SEP 1978

REPLY TO
ATTN OF: ACMC

SUBJECT: Declassification of Statistical Digest (Your ltr, 25 Aug 78)

TO: AF/CVAH(S)

All editions of the USAF Statistical Digest for the years 1945 thru 1963 are UNCLASSIFIED IAW Executive Order 11652 and downgrading instructions in AFR 205-1. Statistical Digests from 1964 thru 1977 are CLASSIFIED IAW instructions on the individual pages. Additional security information can be obtained from the office of primary responsibility.

K.M. O'Over

K.M.OLVER, Colonel, USAF
Chief, Cost Analysis & Mgt Div
Directorate of Cost & Management Analysis

Report Documentation Page

Form Approved
OMB No. 0704-0188

Public reporting burden for the collection of information is estimated to average 1 hour per response, including the time for reviewing instructions, searching existing data sources, gathering and maintaining the data needed, and completing and reviewing the collection of information. Send comments regarding this burden estimate or any other aspect of this collection of information, including suggestions for reducing this burden, to Washington Headquarters Services, Directorate for Information Operations and Reports, 1215 Jefferson Davis Highway, Suite 1204, Arlington VA 22202-4302. Respondents should be aware that notwithstanding any other provision of law, no person shall be subject to a penalty for failing to comply with a collection of information if it does not display a currently valid OMB control number.

1. REPORT DATE 1961	2. REPORT TYPE	3. DATES COVERED 00-00-1961 to 00-00-1961			
4. TITLE AND SUBTITLE United States Air Force Statistical Digest, Fiscal Year 1961, Sixteenth Edition		5a. CONTRACT NUMBER			
		5b. GRANT NUMBER			
		5c. PROGRAM ELEMENT NUMBER			
6. AUTHOR(S)		5d. PROJECT NUMBER			
		5e. TASK NUMBER			
		5f. WORK UNIT NUMBER			
7. PERFORMING ORGANIZATION NAME(S) AND ADDRESS(ES) Operations Statistics Division, D Statistical Services, DCS Comptroller, USAF, Washington, DC		8. PERFORMING ORGANIZATION REPORT NUMBER			
9. SPONSORING/MONITORING AGENCY NAME(S) AND ADDRESS(ES)		10. SPONSOR/MONITOR'S ACRONYM(S)			
		11. SPONSOR/MONITOR'S REPORT NUMBER(S)			
12. DISTRIBUTION/AVAILABILITY STATEMENT Approved for public release; distribution unlimited					
13. SUPPLEMENTARY NOTES					
14. ABSTRACT					
15. SUBJECT TERMS					
16. SECURITY CLASSIFICATION OF:			17. LIMITATION OF ABSTRACT Same as Report (SAR)	18. NUMBER OF PAGES 494	19a. NAME OF RESPONSIBLE PERSON
a. REPORT unclassified	b. ABSTRACT unclassified	c. THIS PAGE unclassified			

UNITED STATES AIR FORCE

STATISTICAL DIGEST

FISCAL YEAR 1961


SIXTEENTH EDITION

This document contains information affecting the national defense of the United States within the meaning of the Espionage Laws, Title 18 U.S.C., Sections 793 and 794, the transmission or the revelation of which in any manner to an unauthorized person is prohibited by law.

Retain or destroy this copy in accordance with AFR 205 - 1. Do not return.

DOWNGRADED AT 12 YEAR
INTERVALS; NOT AUTOMATICALLY
DECLASSIFIED. DOD DIR 5200.10

PREPARED BY
DIRECTORATE OF DATA SYSTEMS AND STATISTICS
COMPTROLLER OF THE AIR FORCE
HEADQUARTERS, USAF
WASHINGTON 25, D. C.



1

12.1.1

FOREWORD

THE USAF STATISTICAL DIGEST SUMMARIZES IN ONE DOCUMENT SELECTED STATISTICAL DATA COLLECTED AND PUBLISHED BY VARIOUS OFFICES OF THE HEADQUARTERS, UNITED STATES AIR FORCE AND CERTAIN MAJOR COMMANDS.

THIS IS THE SIXTEENTH EDITION IN AN ANNUAL SERIES OF THIS PUBLICATION WHICH BEGAN IN 1946. A CALENDAR YEAR BY MONTH THROUGH AUGUST 1945 EDITION, ARMY AIR FORCE STATISTICAL DIGEST - WORLD WAR II (PEARL HARBOR, DECEMBER 7, 1941 TO VJ DAY, 31 AUGUST 1945) SUMMARIZED WORLD WAR II DATA, INCLUDING COMBAT OPERATIONS. SOME OF THE TABLES ALSO INCLUDED DATA AS FAR BACK AS JULY 1939. THIS PUBLICATION WAS FOLLOWED BY A SUPPLEMENT THAT COMPLETED DATA FOR THE CALENDAR YEAR 1945 AS WELL AS OTHER AVAILABLE DATA FOR THE ENTIRE YEAR AND PREVIOUS YEARS. CALENDAR YEARS 1946 AND 1947 CONTINUED SUMMARIES FOR THE RESPECTIVE YEARS AND ALL AVAILABLE DATA FOR PREVIOUS YEARS, SUBSEQUENT TO 1907. THE PUBLICATION WAS MADE AN ANNUAL REPORT UNTIL 1955 WHEN IT WAS REQUESTED THAT SUMMARIES OF PREVIOUS YEARS BE RESTORED BUT THEY WERE DISCONTINUED AGAIN AS OF FY 1960 EXCEPT FOR NEW TABLES THAT MIGHT BE INTRODUCED. IN THIS EVENT, AN ATTEMPT WAS MADE TO GIVE A COMPLETE SYNOPSIS OF THE NEW TABLE DATA.

FROM 1946 THROUGH 1948 THE PUBLICATION WAS KEPT ON A CALENDAR YEAR BASIS AND AFTER THAT TIME IT WAS CONVERTED TO A FISCAL - JANUARY 1949 THROUGH JUNE 1950 BEING THE FIRST UNDER THIS STYLE OF ORGANIZATION.

THE SEQUENCE OF MATERIALS AND PARTS OF THE FY 1961 EDITION ARE ESSENTIALLY THE SAME AS THAT OF FY 1960. A NUMBER OF TITLES CARRY NO REFERENCE TO USAF, BUT IT IS GENERALLY UNDERSTOOD THAT ALL TABLES ARE OF USAF DERIVATION.

SOURCES OF THE PUBLISHED DATA ARE THE PUBLISHED AND UNPUBLISHED RECORDS OF THE DIRECTORATE OF DATA SYSTEMS AND STATISTICS, FORMERLY, DIRECTORATE OF STATISTICAL SERVICES, EXCEPT AS OTHERWISE NOTED IN THE SOURCE INDICATED AT THE END OF EACH TABLE.

CORRESPONDENCE RELATIVE TO THE CONTENT OF THIS DOCUMENT AS WELL AS SUGGESTIONS FOR FUTURE EDITIONS, SHOULD BE ADDRESSED TO THE DIRECTORATE OF DATA SYSTEMS AND STATISTICS, COMPTROLLER OF THE AIR FORCE, HEADQUARTERS, UNITED STATES AIR FORCE, WASHINGTON 25, D. C.

TABLE OF CONTENTS

PAGE
NUMBERS

FOREWORD	III
TABLE OF CONTENTS	XVI
MAJOR AIR COMMAND AND SEPARATE OPERATING AGENCY HISTORIES	XVII
USAF ACTIVE MAJOR INSTALLATIONS (MAP)	XVIII
DEPARTMENT OF THE AIR FORCE ORGANIZATION CHART	XIX
AIR STAFF DEPARTMENT OF THE AIR FORCE ORGANIZATION CHART	XX
	XXI

PART I - AIR FORCE UNITS AND CAPABILITIES

INTRODUCTION AND DEFINITIONS	1
TABLE 1 - ACTIVE USAF ORGANIZATIONS BY MAJOR AIR COMMAND AND SEPARATE OPERATING AGENCY, WORLD-WIDE - AS OF 30 JUN 1961	2
TABLE 2 - USAF COMBAT FORCES, COMBAT FLYING SUPPORT FORCES, AND OPERATIONAL FLYING SUPPORT FORCES BY KIND OF UNIT, AS OF END OF QUARTER - FY 1961	3
TABLE 3 - USAF COMBAT FORCES, COMBAT FLYING SUPPORT FORCES, AND OPERATIONAL FLYING SUPPORT FORCES BY KIND OF UNIT, WORLD-WIDE, AT END OF MONTH - FY 1961	4 - 9
TABLE 4 - USAF COMBAT FORCES, COMBAT FLYING SUPPORT FORCES, AND OPERATIONAL FLYING SUPPORT FORCES BY KIND OF UNIT, BY COMMAND OF ASSIGNMENT, WORLD-WIDE, AS OF END OF QUARTER - FY 1961	10 - 12
TABLE 5 - USAF COMBAT FORCES AND SELECTED COMBAT FLYING SUPPORT FORCES ORGANIZED AND EQUIPPED; AIRCRAFT AND MISSILES AUTHORIZED, POSSESSED, AND READY; AND CREWS FORMED AND READY BY WEAPON SYSTEM, AS OF END OF QUARTER - FY 1961	13 - 18
TABLE 6 - RELATIVE OPERATIONAL CAPABILITIES OF USAF COMBAT WINGS AND SQUADRONS BY KIND OF UNIT, SEMIANNUALLY - FY 1961	19

PART II - FLIGHT OPERATIONS

INTRODUCTION AND DEFINITIONS	21
TABLE 7 - USAF FLIGHT OPERATIONS BY TYPE AND MODEL OF ACTIVE AIRCRAFT, WORLD-WIDE, BY QUARTER - FY 1961	22 - 25
TABLE 8 - USAF FLIGHT OPERATIONS BY TYPE OF ACTIVITY, WORLD-WIDE, BY QUARTER - FY 1961	26

PART III - SAFETY

FLYING SAFETY	27 - 53
INTRODUCTIONS AND DEFINITIONS	27
TABLE 9 - AIRCRAFT ACCIDENTS, FATALITIES, AND AIRCRAFT DESTROYED BY COMMAND, WORLD-WIDE, BY QUARTER - FY 1961	28 - 30
TABLE 10 - AIRCRAFT ACCIDENTS (MAJOR AND FATAL), FATALITIES, AND AIRCRAFT DAMAGED, BY TYPE AND MODEL AIRCRAFT, WORLD-WIDE, BY QUARTER - FY 1961	31 - 37
TABLE 11 - USAF BAILMENT AND LOAN AIRCRAFT ACCIDENTS BY TYPE AND MODEL AIRCRAFT, WORLD-WIDE, BY QUARTER - FY 1961	38
TABLE 12 - CAUSING FACTORS OF MAJOR AIRCRAFT ACCIDENTS BY TYPE AND MODEL AIRCRAFT, WORLD-WIDE, BY QUARTER - FY 1961	39 - 42
TABLE 13 - MAJOR AIRCRAFT ACCIDENTS BY TYPE AND MODEL AIRCRAFT, BY RELATED FACTOR, WORLD-WIDE, BY QUARTER - FY 1961	43 - 46
TABLE 14 - MAJOR AIRCRAFT ACCIDENTS BY TYPE AND MODEL AIRCRAFT, BY PHASE OF OPERATION, WORLD-WIDE, BY QUARTER - FY 1961	47 - 50
TABLE 15 - PERSONNEL FATALITIES AND INJURIES IN AIRCRAFT ACCIDENTS, BY TYPE AND MODEL AIRCRAFT, WORLD-WIDE, BY QUARTER - FY 1961	51 - 53

TABLE OF CONTENTS (Continued)

PAGE
NUMBER

PART III - SAFETY (CONTINUED)

GROUND SAFETY	54 - 68
INTRODUCTIONS AND DEFINITIONS	54 - 55
ACCIDENTS	56
TABLE 16 - MILITARY AND CIVILIAN GROUND ACCIDENTS BY ACCIDENT CATEGORY, BY COMMAND, WORLD-WIDE - FY 1961	56
INJURIES	57 - 60
TABLE 17 - MILITARY PERSONNEL DISABLING AND NON-DISABLING INJURY EXPERIENCED BY COMMAND, WORLD-WIDE - FY 1961	57
TABLE 18 - ON-DUTY MILITARY PERSONNEL DISABLING INJURY EXPERIENCE BY COMMAND, WORLD-WIDE - FY 1961	58
TABLE 19 - OFF-DUTY MILITARY PERSONNEL DISABLING INJURY EXPERIENCE BY COMMAND, WORLD-WIDE - FY 1961	59
TABLE 20 - ON-DUTY CIVILIAN PERSONNEL DISABLING AND NON-DISABLING INJURY EXPERIENCE BY COMMAND, WORLD-WIDE - FY 1961	60
COSTS	61 - 62
TABLE 21 - USAF MOTOR VEHICLE GROUND ACCIDENT EXPERIENCE AND COST BY COMMAND, WORLD-WIDE - FY 1961	61
TABLE 22 - GROUND ACCIDENT COST ANALYSES BY COMMAND, WORLD-WIDE - FY 1961	62
LOSSES AND COSTS	63 - 67
TABLE 23 - MILITARY PERSONNEL DISABLING INJURY LOSSES AND COSTS RESULTING FROM USAF MOTOR VEHICLE ACCIDENTS BY COMMAND, WORLD-WIDE - FY 1961	63
TABLE 24 - ON-DUTY CIVILIAN PERSONNEL DISABLING INJURY LOSSES AND COSTS RESULTING FROM USAF MOTOR VEHICLE ACCIDENTS BY COMMAND, WORLD-WIDE - FY 1961	64
TABLE 25 - MILITARY PERSONNEL DISABLING INJURY LOSSES AND COSTS RESULTING FROM PRIVATE MOTOR VEHICLE ACCIDENTS BY COMMAND, WORLD-WIDE - FY 1961	65
TABLE 26 - MILITARY PERSONNEL DISABLING INJURY LOSSES AND COSTS RESULTING FROM ALL OTHER (NON-VEHICULAR) ACCIDENTS BY COMMAND, WORLD-WIDE - FY 1961	66
TABLE 27 - ON-DUTY CIVILIAN PERSONNEL DISABLING INJURY LOSSES AND COSTS RESULTING FROM ALL OTHER (NON-VEHICULAR) ACCIDENTS. BY COMMAND, WORLD-WIDE - FY 1961	67
DAMAGES	68
TABLE 28 - USAF AIRCRAFT DAMAGE RESULTING FROM GROUND ACCIDENTS BY COMMAND, WORLD-WIDE - FY 1961	68

PART IV - MATERIEL

AIRCRAFT AND MISSILES	69 - 118
INTRODUCTION AND DEFINITIONS	69
TABLE 29 - USAF AIRCRAFT ACCEPTANCES OF MODELS IN PRODUCTION, BY MANUFACTURER, BY RECIPIENT - DURING FY 1961	70 - 71
TABLE 30 - USAF GUIDED MISSILE AND TARGET DRONE ACCEPTANCES BY MANUFACTURER, BY MONTH - FY 1961	72 - 73

TABLE OF CONTENTS (Continued)

PAGE
NUMBER

PART IV - MATERIEL (CONTINUED)

AIRCRAFT AND MISSILES (CONTINUED)

TABLE 31 - USAF GUIDED AIRCRAFT ROCKET ACCEPTANCES BY MANUFACTURER, BY MONTH - FY 1961	74
TABLE 32 - USAF AIRCRAFT PROCUREMENT PROGRAMS BY FISCAL YEAR FUNDING - FY 1958 THROUGH FY 1961	75 - 76
TABLE 32A - USAF GUIDED AIRCRAFT ROCKET PROCUREMENT PROGRAMS BY FISCAL YEAR FUNDING - FY 1958 THROUGH FY 1961	76A
TABLE 33 - USAF GUIDED MISSILE PROCUREMENT PROGRAMS BY FISCAL YEAR FUNDING - FY 1958 THROUGH FY 1961	77
TABLE 34 - USAF TARGET DONE PROCUREMENT PROGRAMS BY FISCAL YEAR FUNDING - FY 1958 THROUGH FY 1961	78
TABLE 35 - FLYAWAY COST OF AIRCRAFT PROCURED BY USAF - AS OF 30 JUN 1961	79 - 80
TABLE 36 - FUNCTIONAL DISTRIBUTION OF USAF AIRCRAFT BY TYPE, WORLD-WIDE, AS OF END OF QUARTER - FY 1961	81 - 82
TABLE 37 - FUNCTIONAL DISTRIBUTION OF USAF AIRCRAFT BY TYPE, MODEL, AND SELECTED SERIES, WORLD-WIDE - AS OF 30 JUN 1961	83 - 86
TABLE 38 - FUNCTIONAL DISTRIBUTION OF USAF MISSILES BY TYPE, MODEL, AND SERIES, WORLD-WIDE, OF END OF QUARTER - FY 1961	87 - 89
TABLE 39 - FUNCTIONAL DISTRIBUTION OF USAF AIRCRAFT AT END OF QUARTER AND HOURS FLOWN DURING QUARTER, BY COMMAND, WORLD-WIDE - FY 1961	90 - 92
TABLE 40 - AGE (IN MONTHS) DISTRIBUTION OF USAF AIRCRAFT BY TYPE, MODEL, AND SELECTED SERIES, WORLD-WIDE - AS OF 30 JUN 1961	93 - 95
TABLE 41 - AGE (IN MONTHS) DISTRIBUTION OF USAF MISSILES, WORLD-WIDE - AS OF 30 JUN 1961	95
TABLE 42 - AGE (IN MONTHS) DISTRIBUTION OF USAF DRONES, WORLD-WIDE - AS OF 30 JUN 1961	96
TABLE 43 - USAF AIRCRAFT ACCUMULATIVE NET GAINS AND LOSSES BY TYPE, MODEL, AND SELECTED SERIES AIRCRAFT, WORLD-WIDE - AS OF 30 JUN 1961	97 - 105
TABLE 44 - USAF AND COMPONENTS AIRCRAFT GAINS AND LOSSES BY TYPE, MODEL, AND SERIES, WORLD-WIDE, SEMIANNUALLY - FY 1961	106 - 115
TABLE 45 - USAF DRONE AND MISSILE GAINS AND LOSSES BY TYPE, MODEL, AND SERIES, WORLD-WIDE, SEMIANNUALLY - FY 1961	116 - 118
PROPULSION UNITS	119 - 133
INTRODUCTION AND DEFINITIONS	119
TABLE 46 - USAF PROPULSION UNIT ACCEPTANCES BY TYPE AND RECIPIENT - FY 1961	120
TABLE 47 - USAF PROPULSION UNIT ACCEPTANCES OF MODELS IN PRODUCTION BY MANUFACTURERS, BY MONTH - DURING FY 1961	121 - 124
TABLE 48 - USAF PROPULSION UNITS BY ACCOUNT, BY MAJOR TYPE, BY STATUS, WORLD-WIDE, SEMIANNUALLY - FY 1961	125 - 126
TABLE 49 - USAF PROPULSION UNITS BY MAJOR TYPE, BY MODEL, BY STATUS, WORLD-WIDE, SEMIANNUALLY - FY 1961	126 - 127
TABLE 50 - USAF PROPULSION UNITS BY ACCOUNT AND TYPE, BY STATUS, WORLD-WIDE, SEMIANNUALLY - FY 1961	128 - 133
AVIATION FUEL AND OIL	134 - 137
INTRODUCTION AND DEFINITIONS	134
TABLE 51 - USAF AVIATION FUEL ISSUES BY LOCATION, WORLD-WIDE, BY QUARTER - FY 1961	135
TABLE 52 - USAF AVIATION FUEL RECEIPTS FROM INDUSTRY AND OTHERS, BY SOURCE, BY LOCATION, WORLD-WIDE - FY 1961	135
TABLE 53 - USAF AVIATION FUEL BY LOCATION, WORLD-WIDE, SEMIANNUALLY - FY 1961	136
TABLE 54 - USAF AVIATION OIL BY LOCATION, WORLD-WIDE, SEMIANNUALLY - FY 1961	136
TABLE 55 - USAF AVIATION OIL ISSUES BY LOCATION, WORLD-WIDE, BY QUARTER - FY 1961	137
TABLE 56 - USAF AVIATION OIL RECEIPTS FROM INDUSTRY AND OTHERS BY SOURCE, BY LOCATION, WORLD-WIDE - FY 1961	137

TABLE OF CONTENTS (Continued)

PAGE
NUMBER

PART IV - MATERIEL (CONTINUED)

VEHICLES	138 - 145
INTRODUCTION AND DEFINITIONS	138
TABLE 57 - USAF VEHICLES BY STATUS, WORLD-WIDE, AT END OF QUARTER - FY 1961	139
TABLE 58 - USAF VEHICLES BY STATUS WITHIN MAJOR AIR COMMAND, WORLD-WIDE - AS OF 30 JUN 1961	140
TABLE 59 - USAF VEHICLES BY STATUS, DESIGN, AND APPLICATION, WORLD-WIDE - AS OF 30 JUN 1961	141 - 142
TABLE 60 - USAF VEHICLES BY DESIGN AND APPLICATION, BY COMMAND, WORLD-WIDE - AS OF 30 JUN 1961	144 - 145
WAR READINESS MATERIEL	146 - 149
INTRODUCTION AND DEFINITIONS	146
TABLE 61 - PRESTOCKAGE OF SELECTED ITEMS OF WAR READINESS MATERIEL IN CONTINENTAL US - PROJECT NIGHT LIFE AND FLY-A-WAY KITS - 15 JAN 1961 AND 15 JUL 1961	147
TABLE 62 - PRESTOCKAGE OF SELECTED ITEMS OF WAR READINESS MATERIEL OVERSEAS - PROJECT SEAWEEK - 15 JAN 1961 AND 15 JUL 1961	148
TABLE 63 - USAF SELECTED ITEMS OF AMMUNITION BY LOCATION, WORLD-WIDE, SEMIANNUALLY - FY 1961	149
UNIT AUTHORIZATION LIST	150 - 153
INTRODUCTION AND DEFINITIONS	150
TABLE 64 - MONETARY VALUE OF UNIT AUTHORIZATION LIST (UAL) EQUIPMENT BY COMMAND, WORLD-WIDE - 30 SEP 1960	151
TABLE 65 - MONETARY VALUE OF UNIT MISSION EQUIPMENT (UME) BY COMMAND, WORLD-WIDE - 30 SEP 1960	152
TABLE 66 - MONETARY VALUE OF UNIT SUPPORT EQUIPMENT (USE) BY COMMAND, WORLD-WIDE - 30 SEP 1960	153
MACHINE TOOLS	154 - 155
INTRODUCTION AND DEFINITIONS	154
TABLE 67 - USAF INDUSTRIAL MACHINE TOOLS - 30 JUN 1961	155
TABLE 68 - USAF MILITARY MACHINE TOOLS - 30 JUN 1961	155
STATUS OF THE USAF STRATEGIC MATERIELS STOCKPILING PROGRAM	156 - 159
INTRODUCTION	156
TABLE 69 - STATUS OF THE STRATEGIC MATERIALS STOCKPILING PROGRAM WITHIN THE DEPARTMENT OF THE AIR FORCE BY MATERIAL - AS OF 30 JUN 1961	157 - 158
TABLE 70 - STATUS OF THE STRATEGIC MATERIALS STOCKPILING PROGRAM WITHIN THE DEPARTMENT OF THE AIR FORCE BY DEPOT - AS OF 30 JUN 1961	159
DEPOT LEVEL AIRCRAFT AND AIRCRAFT ENGINE MAINTENANCE	160 - 162
INTRODUCTION	160
TABLE 71 - DEPOT LEVEL MAINTENANCE AND MODIFICATION OF USAF AIRCRAFT UNDER TIME-PHASE SCHEDULE, BY DEPOT AND CONTRACTOR - FY 1961	161
TABLE 72 - MAJOR OVERALL OF USAF AIRCRAFT ENGINES BY DEPOT AND CONTRACTOR, CONTINENTAL US - FY 1961	162

TABLE OF CONTENTS (Continued)

PAGE
NUMBER

PART IV - MATERIEL (CONTINUED)

SURPLUS AND EXCESS MATERIEL	163 - 164
INTRODUCTION AND DEFINITIONS	163
TABLE 73 - EXCESS AND SURPLUS PROPERTY ACTIVITY, DISPOSALS VS EXCESS, AND SURPLUS ON HAND, WORLD-WIDE DURING FY 1961	164

PART V - TRANSPORTATION

INTRODUCTION AND DEFINITIONS	165
TABLE 74 - MILITARY AIR TRANSPORT SERVICE (MATS) SELECTED TRANSPORT OPERATIONS OF THE SINGLE MANAGER OPERATING AGENCY BY USER - FY 1961	166
TABLE 75 - MILITARY AIR TRANSPORT SERVICE (MATS) SELECTED TRANSPORT OPERATIONS OF THE SINGLE MANAGER OPERATING AGENCY BY ACTIVITY - FY 1961	166
TABLE 76 - MILITARY AIR TRANSPORT AIRLIFT SERVICE, INDUSTRIAL FUND AIRCRAFT, AND FLYING HOUR DATA - FY 1961	167
TABLE 77 - MILITARY AIR TRANSPORT SERVICE (MATS) COST OF COMMERCIAL AIRCRAFT PROCURED FOR SINGLE MANAGER OPERATING AGENCY BY CONTRACTOR - FY 1961	168
TABLE 78 - STATEMENT OF REVENUE AND EXPENSES, MILITARY AIR TRANSPORT SERVICE USAF INDUSTRIAL FUND - FY 1961	169
TABLE 79 - MOVEMENT OF USAF SPONSORED PASSENGERS VIA OCEAN TRANSPORTATION, BY DIRECTION OF LIFT AND ACCOMODATION OF PASSENGERS - FY 1961	170
TABLE 80 - MOVEMENT OF USAF SPONSORED PASSENGERS VIA OCEAN TRANSPORTATION BY ACCOMODATION AND CATEGORY OF PASSENGERS WORLD-WIDE - FY 1961	170
TABLE 81 - MOVEMENT OF USAF SPONSORED PASSENGERS VIA OCEAN TRANSPORTATION TO AND FROM CONTINENTAL US BY SOURCE, DESTINATION, AND ACCOMODATION - FY 1961	171
TABLE 82 - MOVEMENT OF USAF SPONSORED DRY CARGO VIA OCEAN TRANSPORTATION BY DIRECTION OF LIFT AND BY COMMODITY WORLD-WIDE - FY 1961	171
TABLE 83 - MOVEMENT OF USAF SPONSORED DRY CARGO VIA OCEAN TRANSPORTATION TO AND FROM CONTINENTAL US BY SOURCE AND DESTINATION, BY COMMODITY - FY 1961	172 - 173
TABLE 84 - MOVEMENT OF USAF BULK PETROLEUM VIA OCEAN TRANSPORTATION BY AREA WORLD-WIDE - FY 1961	174
TABLE 85 - MOVEMENT OF USAF BULK PETROLEUM VIA OCEAN TRANSPORTATION BY TYPE OF FUEL, WORLD-WIDE - FY 1961	174

PART VI - INSTALLATIONS

INTRODUCTION AND DEFINITIONS	175 - 177
TABLE 86 - USAF MAJOR ACTIVE INSTALLATIONS BY TYPE, BY COMMAND WORLD-WIDE - AS OF 30 JUNE 1961	178
TABLE 87 - USAF INSTALLATIONS BY TYPE, BY STATUS, WORLD-WIDE - AS OF 30 JUNE 1961	179
TABLE 88 - STATUS OF THE USAF MILITARY CONSTRUCTION PROGRAM, CUMMULATIVE, WORLD-WIDE - FY 1961 AND PRIOR	180
TABLE 89 - PROGRESS OF USAF MILITARY CONSTRUCTION PROGRAM, WORLD-WIDE - FY 1961	181
TABLE 90 - COST TO US GOVERNMENT OF MILITARY REAL PROPERTY CONTROLLED BY DEPARTMENT OF THE AIR FORCE, WORLD-WIDE - AS OF 30 JUN 1961	181
TABLE 91 - ACREAGE OF MILITARY REAL PROPERTY CONTROLLED AND LOCATED AT DEPARTMENT OF THE AIR FORCE INSTALLATIONS, WORLD-WIDE - AS OF 30 JUNE 1961	182
TABLE 92 - COST TO US GOVERNMENT OF LAND CONTROLLED BY DEPARTMENT OF THE AIR FORCE, WORLD-WIDE - AS OF 30 JUN 1961	182

TABLE OF CONTENTS (Continued)

PART VI - INSTALLATIONS (CONTINUED)

TABLE 93 - COST OF MAINTENANCE AND OPERATION OF USAF REAL PROPERTY BY COMMAND, WORLD-WIDE - FY 1961	183
TABLE 94 - USAF STORAGE SPACE, UTILIZATION, AND OCCUPANCY, WORLDWIDE - AS OF 30 JUNE 1961	184

PART VII - MILITARY ASSISTANCE PROGRAM (MAP)

INTRODUCTION AND DEFINITIONS	185
TABLE 95 - MILITARY ASSISTANCE GRANT AID PROGRAM (MAP) BY RECIPIENT COUNTRY, CUMULATIVE PROGRAM, AND DELIVERIES, WORLDWIDE, THROUGH FY 1961 AND DELIVERIES BY QUARTER, WORLD-WIDE - FY 1961.	186 - 187
TABLE 96 - MILITARY ASSISTANCE GRANT AID PROGRAM (MAP) BY MAJOR CATEGORY, CUMULATIVE PROGRAM, AND DELIVERIES, WORLDWIDE, THROUGH FY 1961 AND DELIVERIES BY QUARTER, WORLD-WIDE - FY 1961.	188
TABLE 97 - MILITARY ASSISTANCE PROGRAM (MAP) GRANT AID FOR MATERIEL BY SOURCE OF ASSISTANCE AND ACCOMPLISHMENT, WORLD-WIDE - FY 1950 THROUGH FY 1961	189
TABLE 98 - MUTUAL SECURITY SALES - CASES APPROVED AND DELIVERIES, FY 1950 THROUGH FY 1961 AND DELIVERIES BY QUARTER - FY 1961	190
TABLE 99 - MILITARY ASSISTANCE PROGRAM (MAP) SUPPORTED AIRCRAFT BY STATUS, BY TYPE, MODEL, AND SERIES AIRCRAFT, WORLD-WIDE, AT END OF QUARTER - FY 1961	191 - 192
TABLE 100 - MILITARY ASSISTANCE PROGRAM (MAP) SUPPORTED AIRCRAFT BY STATUS, BY TYPE, MODEL, AND SERIES AIRCRAFT, BY COUNTRY, WORLD-WIDE, AT END OF QUARTER - FY 1961	192 - 196
TABLE 101 - MAP AIRCRAFT ATTRITION BY TYPE, MODEL, AND SERIES OF AIRCRAFT - FY 1961	197
TABLE 102 - MILITARY ASSISTANCE PROGRAM (MAP) AIRCRAFT HOURS FLOWN BY TYPE, MODEL, AND SERIES OF AIRCRAFT, WORLD-WIDE, BY QUARTER - FY 1961.	198
TABLE 103 - MILITARY ASSISTANCE PROGRAM (MAP) AIRCRAFT HOURS FLOWN BY TYPE, MODEL, AND SERIES OF AIRCRAFT, BY COUNTRY, WORLD-WIDE, BY QUARTER - FY 1961	199 - 202
TABLE 104 - MILITARY ASSISTANCE PROGRAM (MAP) GRANT AID AIRCRAFT DELIVERIES BY TYPE, MODEL, AND SERIES OF AIRCRAFT - FY 1950 THROUGH FY 1961 AND BY QUARTER - FY 1961	203 - 204
TABLE 105 - MILITARY ASSISTANCE PROGRAM (MAP) GRANT AID AIRCRAFT DELIVERIES TO RECIPIENT COUNTRIES BY TYPE, MODEL, AND SERIES OF AIRCRAFT, WORLD-WIDE - FY 1950 THROUGH FY 1961 AND BY QUARTER - FY 1961	205 - 212
TABLE 106 - AIRCRAFT DELIVERIES TO ELIGIBLE FOREIGN COUNTRIES UNDER MUTUAL SECURITY MILITARY SALES - FY 1950 THROUGH FY 1961	213
TABLE 107 - MILITARY ASSISTANCE PROGRAM (MAP) FORMAL TRAINING ACCOMPLISHMENTS BY TYPE OF TRAINING, BY RECIPIENT COUNTRY, WORLD-WIDE - FY 1961	214 - 215
TABLE 108 - MILITARY ASSISTANCE PROGRAM (MAP) GRANT AID TRAINING - CONTRACT TECHNICAL SERVICES, PERSONNEL COMPLETING ASSIGNMENTS, BY RECIPIENT AREA - CUMULATIVE ACCOMPLISHMENT, WORLD-WIDE - FY 1950 THROUGH FY 1961	215
TABLE 109 - MILITARY ASSISTANCE PROGRAM (MAP) GRANT AID TRAINING - MOBILE TRAINING TEAMS FURNISHED BY RECIPIENT COUNTRY, CUMULATIVE ACCOMPLISHMENTS WORLD-WIDE - FY 1950 THROUGH FY 1961	216
TABLE 110 - USAF CIVILIAN EMPLOYEES IN SALARIED AND WAGE BOARD GROUPS EMPLOYED UNDER MILITARY ASSISTANCE PROGRAM (MAP), WORLD-WIDE, AT END OF QUARTER - FY 1961	217

PART VIII - MILITARY PERSONNEL

INTRODUCTION AND DEFINITIONS	219 - 222
STRENGTH	223 - 243
TABLE III - OPERATING LOCATION STRENGTH BY STATE, IN THE UNITED STATES, AT END OF QUARTER - FY 1961	223 - 224

TABLE OF CONTENTS (Continued)

STRENGTH (CONTINUED)

TABLE 112 - OPERATING LOCATION STRENGTH BY COUNTRY, OVERSEAS, AT END OF QUARTER - FY 1961	225 - 226
TABLE 113 - USAF OFFICERS BY GRADE IN WHICH SERVING, BY COMMAND, WORLD-WIDE - 30 JUN 1961	227 - 228
TABLE 114 - USAF REGULAR AND RESERVE GENERAL OFFICERS BY GRADE IN WHICH SERVING, WORLD-WIDE, AT END OF QUARTER - FY 1961	227 - 228
TABLE 115 - USAF REGULAR GENERAL OFFICERS BY PERMANENT GRADE, BY GRADE IN WHICH SERVING, WORLD-WIDE, AT END OF QUARTER - FY 1961	229
TABLE 116 - AIRMEN BY GRADE IN WHICH SERVING, BY COMMAND, WORLD-WIDE - 30 JUN 1961	230 - 231
TABLE 117 - USAF OFFICERS BY GRADE IN WHICH SERVING, BY AGE, WORLD-WIDE - FY 1961	232 - 233
TABLE 118 - USAF MILITARY PERSONNEL BY TYPE, BY PERSONNEL IDENTITY, BY COMMAND, WORLD- WIDE, - AT END OF QUARTER - FY 1961	234 - 239
TABLE 119 - USAF PIPELINE PERSONNEL BY FUNCTIONAL CATEGORY, AT END OF QUARTER - FY 1961	239
TABLE 120 - USAF MILITARY PERSONNEL BY GRADE IN WHICH SERVING, BY COMPONENT, WORLD-WIDE, AT END OF QUARTER - FY 1961	240 - 241
TABLE 121 - USAF REGULAR COMMISSIONED OFFICERS BY GRADE IN WHICH SERVING, BY CONTROL BRANCH, WORLD-WIDE, AT END OF QUARTER - FY 1961	242
TABLE 122 - USAF FEMALE PERSONNEL BY TYPE, BY GRADE IN WHICH SERVING, WORLD-WIDE - 30 JUN 1961	243

PERSONNEL BY AERONAUTICAL STATUS 244 - 250

TABLE 123 - USAF OFFICERS BY AERONAUTICAL RATING, BY FLYING STATUS, BY GRADE IN WHICH SERVING, WORLD-WIDE, AT END OF QUARTER - FY 1961	244
TABLE 124 - USAF OFFICERS BY AERONAUTICAL STATUS, WORLD-WIDE AT END OF QUARTER - FY 1961	245
TABLE 125 - USAF OFFICERS BY AERONAUTICAL RATINGS, BY FLYING STATUS, BY COMMAND, WORLD- WIDE, SEMIANNUALLY - 31 DEC 1960 AND 30 JUN 1961	246 - 247
TABLE 126 - USAF OFFICERS ON FLYING STATUS BY AERONAUTICAL RATING, BY AGE, WORLD-WIDE, SEMIANNUALLY - 31 DEC 1960 AND 30 JUN 1961	248
TABLE 127 - PILOTS ON FLYING STATUS BY GRADE IN WHICH SERVING, BY TYPE OF DUTY, BY AGE GROUP, WORLD-WIDE - 30 JUN 1961	249
TABLE 128 - NAVIGATORS ON FLYING STATUS BY GRADE IN WHICH SERVING, BY TYPE OF DUTY, BY AGE GROUP, WORLD-WIDE - 30 JUN 1961	250

SPECIALTIES AND SKILL LEVEL 251 - 255

TABLE 129 - AUTHORIZED AND ASSIGNED USAF OFFICERS BY OCCUPATIONAL FIELD BASED ON DUTY SPECIALTY, WORLD-WIDE, SEMIANNUALLY - FY 1961	251 - 252
TABLE 130 - AUTHORIZED AND ASSIGNED PERMANENT PARTY AIRMEN BY CONTROL AF SPECIALTY WITH-IN CAREER FIELD, BY SKILL LEVEL, WORLD-WIDE, SEMIANNUALLY - FY 1961	253 - 255

PROMOTIONS 256

TABLE 131 - REGULAR USAF OFFICERS SELECTED FOR PERMANENT, WORLD-WIDE - FY 1961	256
TABLE 132 - TEMPORARY PROMOTIONS OF USAF OFFICERS TO GENERAL OFFICERS BY GRADE TO WHICH PROMOTED, WORLD-WIDE - FY 1961	256
TABLE 133 - USAF OFFICERS SELECTED FOR TEMPORARY PROMOTIONS, WORLD-WIDE - FY 1961	256

STATUS CHANGES 257 - 258

TABLE 134 - STATUS CHANGES OF USAF MILITARY PERSONNEL, WORLD-WIDE, BY QUARTER - FY 1961	257 - 258
--	-----------

TABLE OF CONTENTS (Continued)

	PAGE NUMBER
PART VIII - MILITARY PERSONNEL (CONTINUED)	
GAINS AND LOSSES	258 - 275
TABLE 135 - GAINS AND LOSSES OF USAF MILITARY PERSONNEL, WORLD-WIDE, BY QUARTER - FY 1961	258 - 271
TABLE 136 - GAINS AND LOSSES OF AIRMEN BY AGE GROUP, WORLD-WIDE, BY QUARTER - FY 1961	272
TABLE 137 - GAINS AND LOSSES OF USAF OFFICERS BY GRADE, WORLD-WIDE, BY QUARTER - FY 1961	273
TABLE 138 - GAINS AND LOSSES OF AIRMEN BY GRADE, WORLD-WIDE, BY QUARTER - FY 1961	273
TABLE 139 - LOSSES OF USAF OFFICERS BY AERONAUTICAL STATUS, BY AGE GROUP, WORLD-WIDE, BY QUARTER - FY 1961	274
TABLE 140 - LOSSES OF USAF OFFICERS ON FLYING STATUS, BY AERONAUTICAL STATUS, BY AGE GROUP, WORLD-WIDE, BY QUARTER - FY 1961	274 - 275
ENLISTMENTS AND REENLISTMENTS	275 - 279
TABLE 141 - ENLISTMENTS AND REENLISTMENTS BY GRADE, WORLD-WIDE, BY QUARTER - FY 1961	275
TABLE 142 - WAF ENLISTMENTS AND REENLISTMENTS BY GRADE, WORLD-WIDE, BY QUARTER FY 1961	276
TABLE 143 - ENLISTMENTS AND REENLISTMENTS BY TERM OF ENLISTMENT, WORLD-WIDE, BY QUARTER - FY 1961	276 - 277
TABLE 144 - WAF ENLISTMENTS AND REENLISTMENTS BY TERM OF ENLISTMENTS, WORLD-WIDE, BY QUARTER - FY 1961	277
TABLE 145 - ENLISTMENTS BY EDUCATIONAL LEVEL, WORLD-WIDE, BY QUARTER - FY 1961	278
TABLE 146 - NON-PRIOR SERVICE ENLISTMENTS BY ARMED FORCES QUALIFICATION TEST (AFQT) MENTAL GROUP, BY QUARTER - FY 1961	279
NON-BATTLE DEATHS.	280 - 282
TABLE 147 - NON-BATTLE DEATHS OF USAF OFFICERS BY AERONAUTICAL RATING, BY GRADE IN WHICH SERVING AT TIME OF DEATH, WORLD-WIDE, SEMIANNUALLY - FY 1961	280
TABLE 148 - NON-BATTLE DEATHS OF USAF OFFICERS AND AIRMEN BY GRADE IN WHICH SERVING AT TIME OF DEATH, WORLD-WIDE, SEMIANNUALLY - FY 1961	280
TABLE 149 - NON-BATTLE DEATHS OF USAF OFFICERS BY AGE GROUP, BY GRADE IN WHICH SERVING AT TIME OF DEATH, WORLD-WIDE, SEMIANNUALLY - FY 1961	281
TABLE 150 - NON-BATTLE DEATHS OF AIRMEN BY AGE GROUP, BY GRADE IN WHICH SERVING AT TIME OF DEATH, WORLD-WIDE, SEMIANNUALLY - FY 1961	281
TABLE 151 - NON-BATTLE DEATHS OF USAF OFFICERS BY AGE GROUP, BY CAUSATIVE AGENT, WORLD-WIDE, SEMIANNUALLY - FY 1961	282
TABLE 152 - NON-BATTLE DEATHS OF AIRMEN BY AGE GROUP, BY CAUSATIVE AGENT, WORLD-WIDE, SEMIANNUALLY - FY 1961	282
RETIREMENTS	283
TABLE 153 - USAF RETIRED MILITARY PERSONNEL BY GRADE FOR PAY, BY TYPE OF RETIREMENT, BY COMPONENT, WORLD-WIDE - AS OF 30 JUN 1961	283
MILITARY PERSONNEL SAMPLE SURVEY	285 - 293
INTRODUCTION	285
TABLE 154 - PERCENTAGED DISTRIBUTION OF USAF MALE COMMISSIONED OFFICERS BY YEAR IN WHICH SERVING IN ACTIVE MILITARY SERVICE, BY SELECTED CHARACTERISTICS AND ATTITUDES, WORLD-WIDE - 31 MAY 1961	286 - 290
TABLE 155 - PERCENTAGED DISTRIBUTION OF AIRMEN BY SELECTED CHARACTERISTICS AND ATTITUDES, BY ENLISTMENT CATEGORY - 31 MAY 1961	290 - 293

TABLE OF CONTENTS (Continued)

XIII
PAGE
NUMBER

PART IX — MILITARY TRAINING

INTRODUCTION AND DEFINITIONS	295 — 296
INDOCTRINATION TRAINING	297
TABLE 156 — USAF MILITARY INDOCTRINATION TRAINING OF USAF PERSONNEL BY QUARTER — FY 1961	297
FLYING TRAINING	298 — 315
TABLE 157 — USAF FLYING TRAINING OF USAF PERSONNEL BY COURSE, BY QUARTER — FY 1961	298 — 308
TABLE 158 — USAF FLYING TRAINING FATALITIES OF USAF PERSONNEL BY COURSE, BY QUARTER — FY 1961	309
TABLE 159 — USAF FLYING TRAINING OF ARMY AND NAVY PERSONNEL BY COURSE — FY 1961	309
TABLE 160 — USAF FLYING TRAINING OF FOREIGN NATIONALS BY COURSE, BY QUARTER — FY 1961	310 — 315
TECHNICAL TRAINING	316 — 318
TABLE 161 — TECHNICAL TRAINING OF USAF OFFICERS BY OCCUPATIONAL FIELD, BY AIR TRAINING COMMAND — FY 1961	316
TABLE 162 — TECHNICAL TRAINING OF AIRMEN BY CAREER FIELD, BY AIR TRAINING COMMAND — FY 1961	317
TABLE 163 — TECHNICAL TRAINING OF US ARMY PERSONNEL BY AIR TRAINING COMMAND — FY 1961	318
TABLE 164 — TECHNICAL TRAINING OF US NAVY PERSONNEL BY AIR TRAINING COMMAND — FY 1961	318
PROFESSIONAL, TECHNOLOGICAL, AND COLLEGIATE TRAINING	319 — 329
TABLE 165 — USAF PROFESSIONAL TECHNOLOGICAL, AND COLLEGIATE TRAINING OF USAF OFFICERS BY COURSE, BY AIR UNIVERSITY, BY QUARTER — FY 1961	319 — 323
TABLE 166 — USAF PROFESSIONAL, TECHNOLOGICAL, AND COLLEGIATE TRAINING OF AIRMEN BY COURSE, BY AIR UNIVERSITY, BY QUARTER — FY 1961	324 — 326
TABLE 167 — USAF PROFESSIONAL, TECHNOLOGICAL, AND COLLEGIATE TRAINING OF WAF PERSONNEL BY COURSE, BY AIR UNIVERSITY — FY 1961	327
TABLE 168 — USAF PROFESSIONAL, TECHNOLOGICAL, AND COLLEGIATE TRAINING OF US ARMY AND US NAVY OFFICERS, BY TYPE OF SCHOOL, BY AIR UNIVERSITY — FY 1961	328
TABLE 169 — TECHNICAL TRAINING OF USAF CIVILIAN PERSONNEL BY AIR TRAINING COMMAND, BY QUARTER — FY 1961	328
TABLE 170 — USAF PROFESSIONAL, TECHNOLOGICAL, AND COLLEGIATE TRAINING OF FOREIGN NATIONALS BY AIR UNIVERSITY, BY QUARTER — FY 1961	329
TABLE 171 — TECHNICAL TRAINING OF FOREIGN NATIONALS BY AIR TRAINING COMMAND, BY QUARTER — FY 1961	329
TRAINING OTHER THAN US SCHOOLS	330 — 332
TABLE 172 — TRAINING OF USAF MILITARY PERSONNEL IN US ARMY SCHOOLS — FY 1961	330 — 331
TABLE 173 — TRAINING OF USAF MILITARY PERSONNEL IN US NAVY SCHOOLS — FY 1961	332

PART X — CIVILIAN PERSONNEL

INTRODUCTION AND DEFINITIONS	333 — 334
TABLE 174 — USAF CIVILIAN EMPLOYEES, WORLD-WIDE, AT END OF QUARTER — FY 1961	335
TABLE 175 — CIVILIAN EMPLOYEES BY DUTY LOCATION WITHIN CONTINENTAL US, AT END OF QUARTER — FY 1961	335
TABLE 176 — CIVILIAN EMPLOYEES BY DUTY LOCATION OUTSIDE CONTINENTAL US, AT END OF QUARTER — FY 1961	336 — 337
TABLE 177 — CIVILIAN EMPLOYEES BY CATEGORY, BY GRADE, WORLD-WIDE, AT END OF QUARTER — FY 1961	338

TABLE OF CONTENTS (Continued)

PART X - CIVILIAN PERSONNEL (CONTINUED)

TABLE 178 - CIVILIAN EMPLOYEES BY TYPE OF APPOINTMENT, BY EMPLOYEE GROUP, WORLD-WIDE, AT
END OF QUARTER - FY 1961 339

TABLE 179 - WAE (WHEN ACTUALLY EMPLOYED) EMPLOYEES AND PRESIDENTIAL APPOINTEES, WORLD-
WIDE, AT END OF QUARTER FY 1961 340

TABLE 180 - CIVILIAN EMPLOYEES WITH VETERANS PREFERENCE BY PREFERENCE POINTS WITHIN MAJOR
AIR COMMANDS, WORLD-WIDE, AT END OF QUARTER - FY 1961 341

TABLE 181 - CIVILIAN EMPLOYEES BY SIX, BY LOCATION, WORLD-WIDE, AT END OF QUARTER - FY 1961 342 - 344

TABLE 182 - CIVILIAN EMPLOYEES BY CITIZENSHIP OR NONCITIZENSHIP STATUS, BY COMMAND OVERSEAS,
AT END OF QUARTER - FY 1961 344 - 346

TABLE 183 - DEPARTMENTAL CIVILIAN EMPLOYEES BY TYPE OF EMPLOYEES, BY EMPLOYEE GROUP, AT
END OF QUARTER - FY 1961 346

TABLE 184 - DEPARTMENTAL CIVILIAN EMPLOYEES BY TYPE OF SERVICE, AT END OF QUARTER -
FY 1961 347

TABLE 185 - DEPARTMENTAL CIVILIAN EMPLOYEES WITH VETERANS PREFERENCE, BY PREFERENCE POINTS,
AT END OF QUARTER - FY 1961 347

TABLE 186 - ACCESSIONS OF USAF CIVILIAN EMPLOYEES BY TYPE, WORLD-WIDE, BY QUARTER -
FY 1961 348

TABLE 187 - SEPARATIONS OF USAF CIVILIAN EMPLOYEES BY TYPE, WORLD-WIDE, BY QUARTER -
FY 1961 349

TABLE 188 - USAF INCENTIVE AWARDS PROGRAM, WORLD-WIDE, - FY 1961 350

TABLE 189 - AIR FORCE AID SOCIETY SUMMARIES, WORLD-WIDE, - FY 1961 351

TABLE 190 - SUMMARY OF USAF CIVILIAN RETIREMENT FUND TRANSACTIONS - AS OF 31 DEC 1960 351

PART XI - SECURITY AND DISCIPLINE

SECURITY AND LAW ENFORCEMENT 353 - 361

INTRODUCTION AND DEFINITIONS 353 - 354

TABLE 191 - SECURITY AND LAW ENFORCEMENT ACTIVITIES, WORLD-WIDE, BY QUARTER - FY 1961 355 - 361

TABLE 192 - USAF MILITARY PERSONNEL ABSENT WITHOUT LEAVE AND MAN-DAYS LOST, WORLD-WIDE,
BY QUARTER - FY 1960 AND FY 1961 361

OFFICE OF SPECIAL INVESTIGATIONS 363 - 366

INTRODUCTION AND DEFINITIONS 363 - 364

TABLE 193 - SPECIAL INVESTIGATIONS CONDUCTED BY THE OFFICE OF SPECIAL INVESTIGATIONS (OSI),
CONTINENTAL US, PUERTO RICO, AND THE NORTHEAST PORTION OF NORTH AMERICA -
FY 1961 365 - 366

JUDGE ADVOCATE GENERAL 367 - 370

INTRODUCTION AND DEFINITIONS 367

TABLE 194 - OFFENSES TRIED BY COURT MARTIAL BY COMMAND, WORLD-WIDE, BY QUARTER - FY 1961 368 - 369

TABLE 195 - USAF PERSONNEL TRIED BY COURT-MARTIAL FOR ALL OFFENSES AND FOR ABSENCE
WITHOUT LEAVE (AWOL) AND DESERTION ONLY, WORLD-WIDE, BY QUARTER - FY 1961 370

PART XII - COMPONENTS - AF RESERVES AND OFFICER TRAINING CORPS (ROTC)

INTRODUCTION AND DEFINITIONS 371 - 374

TABLE OF CONTENTS (Continued)

XV

PAGE
NUMBER

PART XII - COMPONENTS - AF RESERVES AND OFFICER TRAINING CORPS (ROTC) (Continued)

AF RESERVES	375 - 396
TABLE 196 - AF RESERVE OFFICERS BY GRADE, BY YEAR OF BIRTH, WORLD-WIDE 15 MAY 1961	375
TABLE 197 - AF RESERVE AIRMEN BY GRADE, BY YEAR OF BIRTH, WORLD-WIDE - 15 MAY 1961	376
TABLE 198 - AF RESERVE OFFICERS IN PAY STATUS AND NONPAY STATUS ASSIGNMENTS BY GRADE, WORLD-WIDE, AT END OF QUARTER - FY 1961	377
TABLE 199 - AF RESERVE AIRMEN IN PAY STATUS AND NONPAY STATUS ASSIGNMENT BY GRADE, WORLD-WIDE, AT END OF QUARTER - FY 1961	378
TABLE 200 - AF RESERVE OFFICERS IN PAY STATUS AND NONPAY STATUS ASSIGNMENTS BY PROGRAM ELEMENT, BY GRADE, WORLD-WIDE - 30 JUN 1961.	379 - 380
TABLE 201 - AF RESERVE AIRMEN IN PAY STATUS AND NONPAY STATUS ASSIGNMENT BY PROGRAM ELEMENT, BY GRADE, WORLD-WIDE - 30 JUN 1961.	380 - 381
TABLE 202 - AF RESERVE MOBILIZATION JOB PROFICIENCY TRAINING (JPT) PERSONNEL, BY COMMAND OF ASSIGNMENT, WORLD-WIDE, AT END OF QUARTER - FY 1961	382 - 383
TABLE 203 - AF RESERVE OFFICERS IN PAY STATUS ASSIGNMENT BY FLYING STATUS, BY GRADE, WORLD-WIDE, AT END OF QUARTER - FY 1961	384
TABLE 204 - AF RESERVE OFFICERS IN PAY STATUS ASSIGNMENT BY FLYING STATUS, BY PROGRAM ELEMENT, BY GRADE, WORLD-WIDE - 30 JUN 1961.	385 - 386
TABLE 205 - AF RESERVE INACTIVE DUTY TRAINING, BY PROGRAM ELEMENT, WORLD-WIDE, BY QUARTER - FY 1961	387 - 389
TABLE 206 - AF RESERVE ACTIVE DUTY TRAINING BY PROGRAM ELEMENT, WORLD-WIDE, BY QUARTER - FY 1961	390 - 393
TABLE 207 - AF RESERVE OFFICER AND AIRMAN GAINS AND LOSSES, WORLD-WIDE, BY QUARTER - FY 1961	394 - 395
TABLE 208 - FUNCTIONAL DISTRIBUTION OF AIR FORCE RESERVE AIRCRAFT BY TYPE AND MODEL - AS OF 30 JUN 1961 AND HOURS FLOWN BY TYPE AND MODEL - DURING FY 1961	396
AIR NATIONAL GUARD.	397 - 403
TABLE 209 - AIR NATIONAL GUARD OFFICERS BY GRADE, BY YEAR OF BIRTH, UNITED STATES AND POSSESSIONS OF PUERTO RICO - 30 JUN 1961	397
TABLE 210 - AIR NATIONAL GUARD AIRMEN BY GRADE, BY YEAR OF BIRTH, UNITED STATES AND POSSESSION OF PUERTO RICO - 30 JUN 1961	398
TABLE 211 - AUTHORIZED AND ASSIGNED AIR NATIONAL GUARD PERSONNEL IN FEDERALLY RECOGNIZED UNITS BY STATE AND THE U S POSSESSION OF PUERTO RICO - 30 JUN 1961	399 - 400
TABLE 212 - AIR NATIONAL GUARD TRAINING BY TYPE, UNITED STATES AND POSSESSIONS, BY QUARTER - FY 1961	400
TABLE 213 - FUNCTIONAL DISTRIBUTION OF AIR NATIONAL GUARD AIRCRAFT BY TYPE AND MODEL, WORLD-WIDE, AS OF 30 JUN 1961	401 - 402
TABLE 214 - HOURS FLOWN BY AIR NATIONAL GUARD AIRCRAFT BY TYPE AND MODEL AIRCRAFT, WORLD-WIDE, BY QUARTER - FY 1961	403
RESERVE OFFICER TRAINING CORPS (ROTC).	404 - 414
TABLE 215 - AF RESERVE OFFICER TRAINING CORPS (AFROTC) CADET ENROLLMENT BY INSTITUTION, BY YEAR OF COURSE, BY STATE OR U S POSSESSION - FY 1961.	404 - 413
TABLE 216 - AIR FORCE RESERVE OFFICER TRAINING CORPS (AFROTC) CADET ENROLLMENT BY CATEGORY, UNITED STATES AND POSSESSIONS - AS OF OCT 1960 AND MAY 1961.	414
TABLE 217 - USAF RESERVE OFFICERS TRAINING CORPS (AFROTC) COMMISSIONS GRANTED, UNITED STATES AND POSSESSIONS, BY QUARTER - FY 1961.	414

PART XIII - FISCAL

OVER-ALL USAF BUDGET DATA	415 - 441
-------------------------------------	-----------

TABLE OF CONTENTS (Continued)

PART XIII — FISCAL (CONTINUED)

INTRODUCTION AND DEFINITIONS 415

TABLE 218 — DEPARTMENT OF THE AIR FORCE — STATUS OF GROSS UNLIQUIDATED OBLIGATIONS — AT BEGINNING AND END OF FY 1961 416 — 417

TABLE 219 — DEPARTMENT OF THE AIR FORCE AMOUNTS AVAILABLE FOR OBLIGATION DURING FY 1961 REFLECTING NEW OBLIGATING AUTHORITY AND THE APPLICATION OF PRIOR YEAR UNOBLIGATED BALANCES 418 — 419

TABLE 220 — DEPARTMENT OF THE AIR FORCE FUNDS AVAILABLE FOR OBLIGATION IN FY 1961 WITH ACTUAL OBLIGATIONS — DURING FY 1961 420 — 422

TABLE 221 — DEPARTMENT OF THE AIR FORCE — EXPENDITURES AND AMOUNTS AVAILABLE FOR EXPENDITURE — DURING FY 1961 423

TABLE 222 — DEPARTMENT OF THE AIR FORCE — EXPENDITURES AGAINST FY 1961 PROGRAM — DURING FY 1961 424 — 425

TABLE 223 — DEPARTMENT OF THE AIR FORCE — GROSS EXPENDITURES AGAINST FY 1960 PROGRAM — DURING FY 1961 426 — 427

TABLE 224 — DEPARTMENT OF THE AIR FORCE GROSS EXPENDITURES AGAINST FY 1959 PROGRAM — DURING FY 1961 428 — 429

TABLE 225 — DEPARTMENT OF THE AIR FORCE GROSS EXPENDITURES AGAINST FY 1958 PROGRAM — DURING FY 1961 429 — 430

TABLE 226 — DEPARTMENT OF THE AIR FORCE GROSS EXPENDITURES AGAINST FY 1957 PROGRAM — DURING FY 1961 431

TABLE 227 — DEPARTMENT OF THE AIR FORCE GROSS EXPENDITURES AGAINST FY 1956 PROGRAM — DURING FY 1961 432

TABLE 228 — DEPARTMENT OF THE AIR FORCE GROSS EXPENDITURES AGAINST "L," "M," AND APPROPRIATION TRANSFER ACCOUNTS — DURING FY 1961 433

TABLE 229 — ACTIVITY IN AIR FORCE MANAGEMENT FUND — DURING FY 1961 434 — 435

RESEARCH AND DEVELOPMENT

TABLE 230 — STATUS OF USAF RESEARCH, DEVELOPMENT, TEST, AND EVALUATION APPROPRIATIONS — FY 1950 THROUGH FY 1961 — AS OF 30 JUN 1961 436

TABLE 231 — DEPARTMENT OF THE AIR FORCE — RESEARCH, DEVELOPMENT, TEST, AND EVALUATION APPROPRIATION CUMULATIVE OBLIGATIONS BY OPERATING AGENCY — AS OF 30 JUN 1961 438 — 441

**MAJOR AIR COMMANDS AND SEPARATE OPERATING AGENCIES OF THE UNITED STATES AIR FORCE--
FY 1961**

Listed below are the major commands and the separate operating agencies which were operational during FY 1961. A brief history of each is included to facilitate comparisons and analyses with previous year tables of the "USAF Statistical Digest." Historical summaries of the major commands and the separate operating agencies may be found in the publications of previous years.

AERONAUTICAL CHART AND INFORMATION

CENTER a/

36 Army Air Force (AAF) Base Unit (Aeronautical Chart Service) organized, 1 January 1945 at Washington, D. C., and assigned to Air Transport Command. Assigned to Strategic Air Command (SAC), 21 May 1948; redesignated 36 AF Base Unit (Hq, Aeronautical Chart Service), 26 September 1947; redesignated Hq, Aeronautical Chart Service, 1 August 1948; relieved from SAC and assigned to Air Materiel Command (AMC), 1 March 1950; redesignated Headquarters and Headquarters Squadron, USAF Aeronautical Chart and Information Service, 1 February 1951; redesignated Hq, USAF Aeronautical Chart and Information Service, 21 May 1951; relieved from AMC and assigned to Military Air Transport Service (MATS), 11 May 1952; redesignated USAF Aeronautical Chart and Information Center, 1 August 1952; redesignated Aeronautical Chart and Information Center, 20 September 1954; redesignated Aeronautical Chart and Information Center, 8 September 1958; and relieved from MATS and designated as a separate operating agency, 1 July 1960 with the procedural functions of a major air command.

AIR DEFENSE COMMAND (ADC)

Established, 21 March 1946, reassigned to Continental Air Command, 1 December 1948; discontinued, 1 July 1950; and re-established as a major air command, 1 January 1951.

AIR FORCE ACCOUNTING AND FINANCE CENTER

(AFAFC) a/

Established as Air Force Finance Division effective, 1 January 1951; redesignated as Air Force Accounting and Finance Division, 1 September 1957; and redesignated Air Force Accounting and Finance Center, 1 July 1959.

AIR FORCE LOGISTICS COMMAND (AFLC)

Established, 17 July 1944 as Army Air Force Materiel and Services; redesignated as Army Air Force Technical Service Command, 31 August 1944; redesignated as Air Technical Service Command, 1 July 1945; redesignated as Air Materiel Command, 9 March 1946; and redesignated Air Force Logistics Command, 1 April 1961

AIR TRAINING COMMAND (ATC)

Established as Army Air Force Training Command, 7 July 1943 and redesignated as Air Training Command, 1 July 1946.

AIR UNIVERSITY (AU)

Established as AAF School of Applied Tactics, 1 November 1943; redesignated, Army Forces School, 1 June 1945; and redesignated, Air University, 12 March 1946.

ALASKAN AIR COMMAND (AAC)

Activated Alaskan Air Force, 15 January 1942; redesignated as 11th Air Force, 5 February 1942; and redesignated, Alaskan Air Command, 21 December 1945. (State of Alaska data is included in Alaskan Command reporting in this publication unless otherwise indicated.)

CARIBBEAN AIR COMMAND (C Air C)

Activated Panama Canal Air Force, 20 November 1940, redesignated as Caribbean Air Force, 5 August 1941; redesignated, Sixth Air Force, 5 February 1942; and redesignated, Caribbean Air Command, 31 July 1946, assuming powers, missions, functions, and responsibilities of the Antilles Air Command at the same time.

CONTINENTAL AIR COMMAND (ConAC)

Established, 1 December 1948.

HEADQUARTERS COMMAND, USAF (Hq Comd,

USAF)

Established as Bolling Field Command, 15 December 1946 and redesignated as Headquarters Command, USAF, 17 March 1948.

MILITARY AIR TRANSPORT SERVICE (MATS)

Established, 1 June 1948, assuming all active units of the discontinued Air Transport Command and Air Transport Service. This command assumed powers, missions, functions, and responsibilities of the Air Pictorial Service, 16 April 1952.

OFFICE OF AEROSPACE RESEARCH a/

Air Force Research Division relieved from assignment to Air Force Systems Command, 1 April 1961, and redesignated, Office of Aerospace Research and concurrently designated as a separate operating agency under Hq, USAF with the procedural functions and responsibilities of a major air command.

PACIFIC AIR FORCES (PacAF)

Activated Far East Air Forces, 3 August 1944; redesignated as Pacific Air Command, US Army, 6 De-

XVIII

MAJOR AIR COMMANDS AND SEPARATE OPERATING AGENCIES OF THE UNITED STATES AIR FORCE—
FY 1961 (CONTINUED)

cember 1945; redesignated, Far East Air Forces, 1 July 1957. (State of Hawaii data included in this command reporting in this publication unless otherwise indicated.)

STRATEGIC AIR COMMAND (SAC)

Established, 21 March 1946 concurrent with redesignation of Continental Air Force.

TACTICAL AIR COMMAND (TAC)

Established 21 March 1946; reassigned to Continental Air Command, 1 December 1948; relieved of assignment to Continental Air Command and redesignated a major command, 1 December 1950.

USAF ACADEMY (USAFA) a/

Established, 27 July 1954. The headquarters of the Academy was activated, 14 August 1954.

US AIR FORCES IN EUROPE (USAFE)

Activated Eighth Air Force, 28 January 1942; redesignated as United States Strategic Air Force in Europe, 1 March 1944; and redesignated, US Air Forces in Europe, 7 August 1945.

USAF SECURITY SERVICE (USAFSS)

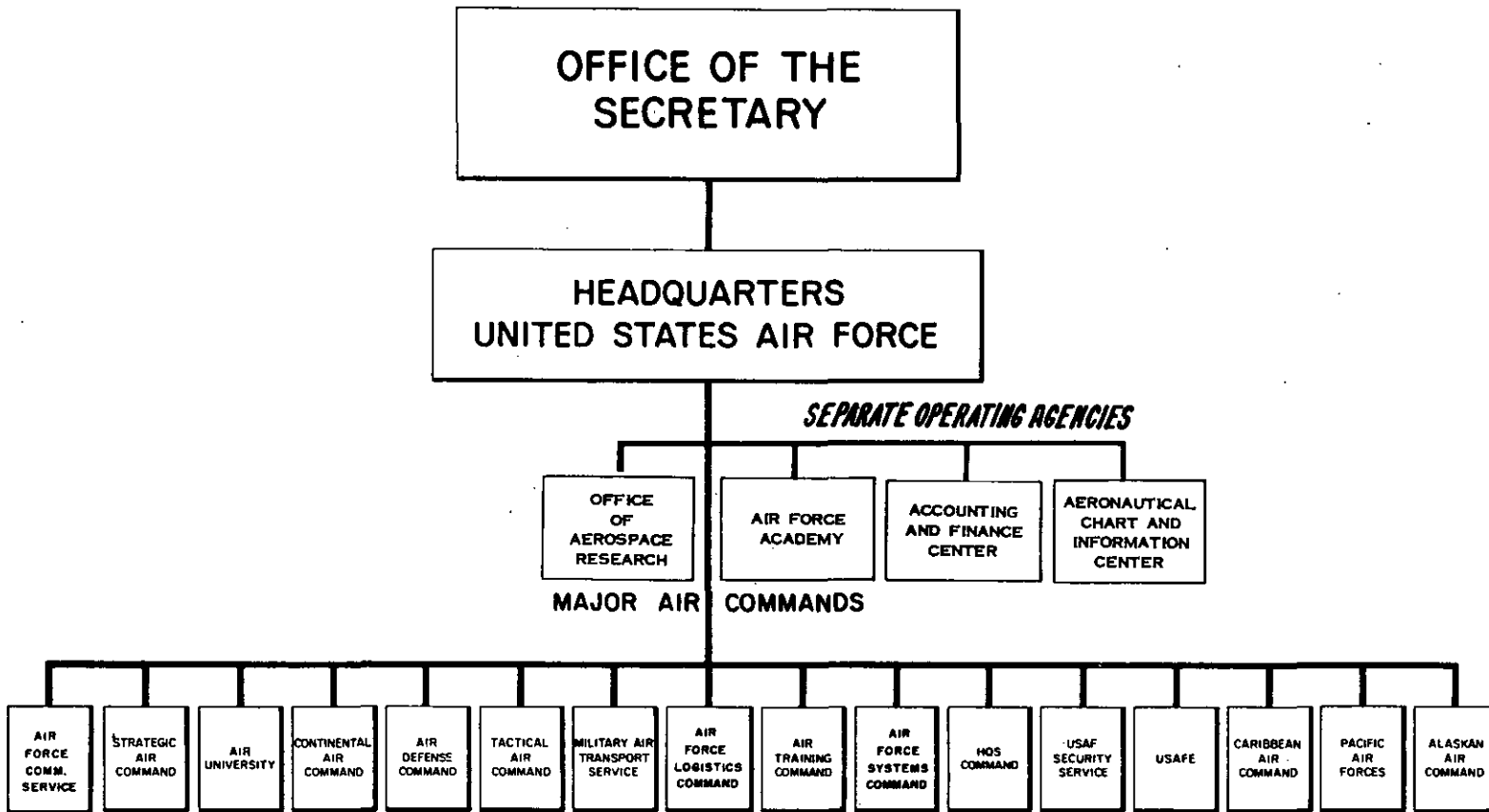
Established, 20 October 1948.

a/ Separate Operating Agency.

Note: Command abbreviations as used in this publication are based on AFM 11-2 (30 December 1958) and revisions AFM 11-2A (1 May 1959)

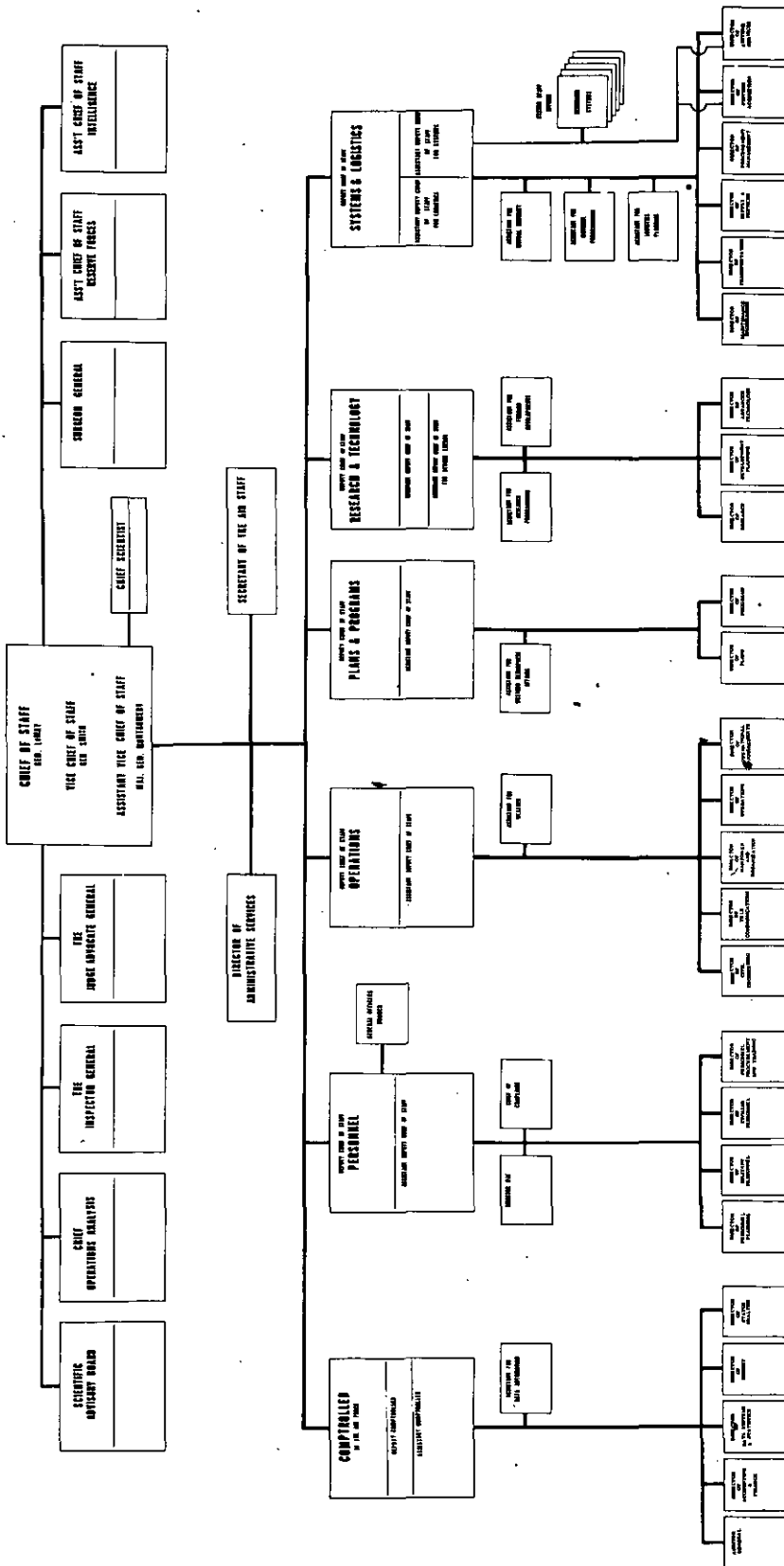
DEPARTMENT OF THE AIR FORCE

JULY 1961



JULY 1961

AIR STAFF DEPARTMENT OF THE AIR FORCE



AUGUST 1961

Air Force Units & Capabilities



PART I

2

AIR FORCE UNITS AND CAPABILITIES

INTRODUCTION

Data in this section provide a summary of all USAF units and the status of USAF combat wings, combat flying support forces, and operational flying support forces.

The tables contain data reflecting number and kind of units, type of equipment, command of assignment, deployment by geographical area, and operational readiness of units, equipment, and crews.

The phrase "kind of unit" used in current fiscal year data is synonymous with the phrase "type of unit" used in tables prior to FY 1959.

DEFINITIONS

COMBAT FLYING SUPPORT FORCES - Flying units directly assigned to a strategic, air defense, or tactical force and which normally provide services for the mission to which assigned.

COMBAT GROUP - A USAF unit immediately subordinate to a combat wing in which the primary mission is combat.

COMBAT SQUADRON - A USAF unit at level of command immediately below, and usually subordinate to, a group in which the primary mission is combat.

Note: Combat squadrons not having a wing or group assignment are shown in wing equivalents on the basis that three or four primary mission squadrons, depending on the kind of unit and location, are the equivalent of a wing.

COMBAT WING - A USAF unit on a level of command below the level of an air force or of an air division (if such exists) and above that of a group, in which the primary mission is combat and which has combat squadrons either directly or indirectly assigned to it.

Note: For purposes of reflecting data in tables 1 through 6, a USAF combat group not having a wing assignment but having approximately three combat squadrons assigned to it is considered the equivalent of a combat wing.

OPERATIONAL FLYING SUPPORT FORCES - Flying units not directly assigned to a strategic, air defense, or tactical force but which normally provide services that directly or indirectly support all missions, both tactical and non-tactical.

PRIMARY MISSION - The mission of the unit as stated in the applicable USAF Unit Training Standard.

[REDACTED]

**TABLE 1 - ACTIVE USAF ORGANIZATIONS BY MAJOR AIR COMMAND AND SEPARATE OPERATING AGENCY, WORLD-WIDE -
AS OF 30 JUN 1961**

ORGANIZATION	TOTAL	ACIC a/	AAC	ADC	AFAFD	AFLC b/	AFSC c/	ATC	AU	C Air C	ConAC	HqCCMD USAF	MATS	OAR d/	PacAF	SAC	TAC	USAFA	USAFE	USAFSS
Headquarters USAF	1	-	-	-	-	-	-	-	-	-	-	-	-	-	-	-	-	-	-	-
Major Air Commands and/or Separate Operating Agencies	19	1	1	1	1	1	1	1	1	1	1	1	1	1	1	1	1	1	1	1
<u>Sub-Commands - Total</u>	<u>125</u>	-	-	4	-	9	8	7	-	-	<u>75</u>	-	<u>10</u>	-	2	4	3	-	2	1
Air Forces - Named	3	-	-	-	-	-	-	-	-	-	-	-	3	-	-	-	-	-	-	-
Air Forces - Numbered	11	-	-	-	-	-	-	-	-	-	-	-	-	-	2	4	3	-	2	-
Forces	4	-	-	4	-	-	-	-	-	-	-	-	-	-	-	-	-	-	-	-
Areas - Air Materiel	9	-	-	-	-	9	-	-	-	-	-	-	-	-	-	-	-	-	-	-
Centers - Named	19	-	-	-	-	-	8	7	-	-	-	-	3	-	-	-	-	-	-	1
Centers - Numbered	75	-	-	-	-	-	-	-	-	-	75	-	-	-	-	-	-	-	-	-
Services - MATS	4	-	-	-	-	-	-	-	-	-	-	-	4	-	-	-	-	-	-	-
Divisions	61	-	-	9	-	-	4	-	-	-	-	1	-	-	6	31	5	-	5	-
Areas - AACs	2	-	-	-	-	-	-	-	-	-	-	-	2	-	-	-	-	-	-	-
Sectors	40	-	-	24	-	-	-	-	-	-	16	-	-	-	-	-	-	-	-	-
Wings	192	-	3	15	-	12	5	13	1	-	-	4	19	-	12	72	17	-	16	3
Regions	26	-	-	-	-	9	-	-	-	-	6	-	11	-	-	-	-	-	-	-
Groups	379	-	5	27	-	17	16	75	2	1	1	23	27	-	12	112	16	-	33	12
Squadrons	2,546	2	37	369	-	42	30	189	1	4	6	61	346	-	117	919	176	1	216	30
Flights	34	-	-	2	-	-	-	1	1	1	-	1	16	-	4	-	4	-	5	-
Colleges and Schools	21	-	-	-	-	-	-	14	5	1	1	-	-	-	-	-	-	-	-	-
Bands	44	-	2	3	-	2	2	7	1	1	1	1	3	-	4	10	3	1	3	-
Hospitals	107	-	3	11	-	8	4	18	1	-	-	1	10	-	10	7	11	1	22	-
Dispensaries	58	-	-	16	-	2	3	3	-	1	1	-	3	-	8	4	3	1	13	-
Miscellaneous	15	-	1	-	-	2	2	2	5	-	1	-	-	2	-	-	-	-	-	-
<u>Air Reserve</u>																				
Wings	15	-	-	-	-	-	-	-	-	-	15	-	-	-	-	-	-	-	-	-
Groups	133	-	-	-	-	-	-	-	-	-	133	-	-	-	-	-	-	-	-	-
Squadrons	681	-	-	-	-	-	-	-	-	-	681	-	-	-	-	-	-	-	-	-
Hospitals	25	-	-	-	-	-	-	-	-	-	25	-	-	-	-	-	-	-	-	-

- a/ Designated as a separate operating agency, 1 July 1960
- b/ Originally Air Materiel Command; redesignated, 1 April 1961
- c/ Originally Air Research and Development Command; redesignated, 1 April 1961
- d/ Originally a part of Air Research and Development Command; redesignated a separate operating agency, 1 April 1961

Source: Statistics and Reports Division, Directorate of Data Systems and Statistics, Comptroller of the Air Force

[REDACTED]

TABLE 2 - USAF COMBAT FORCES, COMBAT FLYING SUPPORT FORCES, AND OPERATIONAL FLYING SUPPORT FORCES BY KIND OF UNIT, AS OF END OF QUARTER - FY 1961

(This table reflects the number of wings/squadrons organized on the date shown in the USAF Combat Forces, Combat Flying Support Forces, and Operational Flying Support Forces by kind of unit as programmed in the USAF Force Structure. Squadrons in the Combat Forces not having wing or group assignments are shown in wing equivalents on the basis of approximately three or four squadrons to a wing, depending on the kind of unit and location.)

KIND OF UNIT	Sep 1960	Dec 1960	Mar 1961	Jun 1961
<u>COMBAT FORCES WINGS/SQUADRONS - TOTAL</u>	<u>92/330</u>	<u>92/329</u>	<u>91/324</u>	<u>88/320</u>
<u>Strategic - Total</u>	<u>39/151</u>	<u>39/153</u>	<u>39/151</u>	<u>37/147</u>
Bombardment, Heavy	12/36	12/36	13/39	13/39
Bombardment, Medium <u>a/</u>	24/100	24/100	23/94	21/86
Strategic Reconnaissance, Medium	2/6	2/6	2/6	2/6
Strategic Missile <u>b/</u>	1/9	1/11	1/12	1/16
<u>Air Defense - Total</u>	<u>20/66</u>	<u>20/64</u>	<u>20/62</u>	<u>19/62</u>
Fighter Interceptor	19/58	19/56	18/54	17/54
Interceptor Missile <u>b/</u>	1/8	1/8	2/8	2/8
<u>Tactical - Total</u>	<u>33/113</u>	<u>33/112</u>	<u>32/111</u>	<u>32/111</u>
Tactical Bomber	2/6	2/6	2/6	2/6
Tactical Fighter	16/55	16/55	16/55	16/55
Tactical Reconnaissance	3/14	3/14	3/14	3/14
Troop Carrier, Heavy	4/12	4/11	4/11	4/11
Troop Carrier, Medium	5/15	5/15	4/13	4/13
Troop Carrier, Assault	2/6	2/6	2/6	2/6
Tactical Missile	1/5	1/5	1/6	1/6
<u>COMBAT FLYING SUPPORT FORCES</u>				
<u>Strategic</u>				
Air Refueling Squadrons	59	59	59	59
Strategic Support Squadrons	3	3	2	-
Missile Augmentations				
GAM-72 (B-52 Squadrons)	1	2	4	10
GAM-77 (B-52 Squadrons)	2	4	5	10
<u>Air Defense</u>				
Aircraft Early Warning and Control Squadrons	6	6	6	6
Radar Evaluation Squadron	1	1	1	-
Defense Systems Evaluation Squadrons	2	2	2	3
Drone Squadron	1	1	1	1
<u>Tactical</u>				
Air Refueling Squadrons	6	6	6	6
Tow Target Squadrons	1	-	-	-
Aerial Tracking Squadron	-	1	1	1
<u>OPERATIONAL FLYING SUPPORT FORCES</u>				
Air Transport Squadrons <u>c/</u>	22	21	21	21
Air Rescue Squadrons	3	3	3	10
Mapping and Charting Squadrons	2	2	2	2
Aeromedical Transport Squadrons, Light	3	3	3	3
Weather Reconnaissance Squadrons	2	2	2	2
Logistics Support Squadrons	3	3	3	3
Drone Squadrons	2	2	2	2

a/ During September and December 1960, four squadrons (March and June 1961: 3 Squadrons) included in count but wing not included. Squadrons in training for B-58.

b/ Missile units for allies not included.

c/ Includes 3 Air Transport squadrons with Navy personnel.

Source: Statistics and Reports Division, Directorate of Data Systems and Statistics, Comptroller of the Air Force.

[REDACTED]

TABLE 3 - USAF COMBAT FORCES, COMBAT FLYING SUPPORT FORCES, AND OPERATIONAL

(This table reflects wing and squadrons deployed by geographical area. Squadrons in the Combat Forces not having wing depending on the kind of unit and location. Some units shown are composites made up of aircraft from more than area.)

KIND OF UNIT	JUL (1960)	AUG	SEP	OCT	NOV	DEC
WORLD						
<u>COMBAT FORCES WGS/SQS - TOTAL</u>	<u>94/334</u>	<u>93/334</u>	<u>92/330</u>	<u>92/331</u>	<u>92/331</u>	<u>92/329</u>
CONTINENTAL						
<u>COMBAT FORCES WGS/SQS - TOTAL</u>	<u>65/240</u>	<u>64/238</u>	<u>63/233</u>	<u>65/238</u>	<u>64/236</u>	<u>64/237</u>
<u>Strategic - Total</u>	<u>36/141</u>	<u>35/140</u>	<u>34/136</u>	<u>36/141</u>	<u>36/141</u>	<u>36/142</u>
Bombardment, Heavy	11/35	11/35	11/35	11/35	11/35	11/35
Bombardment, Medium a/	22/92	21/90	20/86	22/90	22/90	22/90
Strat Recon, Medium	2/6	2/6	2/6	2/6	2/6	2/6
Strat Missile b/	1/8	1/9	1/9	1/10	1/10	1/11
<u>Air Defense - Total</u>	<u>15/50</u>	<u>15/50</u>	<u>14/49</u>	<u>14/49</u>	<u>14/49</u>	<u>14/47</u>
Fighter Interceptor	14/42	14/42	13/41	13/41	13/41	13/39
Intcp Missile b/	1/8	1/8	1/8	1/8	1/8	1/8
<u>Tactical - Total</u>	<u>14/49</u>	<u>14/48</u>	<u>14/48</u>	<u>14/48</u>	<u>13/46</u>	<u>14/48</u>
Tac Ftr	6/24	6/24	6/23	6/24	6/24	6/24
Tac Recon	1/4	1/4	1/4	1/4	1/4	1/4
Trp Carr, Heavy	3/9	3/9	3/9	3/8	3/8	3/8
Trp Carr, Medium	2/6	2/5	2/6	2/6	1/4	2/6
Trp Carr, Assault	2/6	2/6	2/6	2/6	2/6	2/6
<u>COMBAT FLYING SUPPORT FORCES</u>						
<u>Strategic</u>						
Air Rflg Sqs	52	50	51	52	52	50
Strat Supp Sqs	3	3	3	3	3	3
<u>Missile Augmentations</u>						
GAM-72 (B-52 Sqs)	1	1	1	1	2	2
GAM-77 (B-52 Sqs)	2	2	2	3	4	4
<u>Air Defense</u>						
AEW&C Sqs	6	6	6	6	6	6
Defense System Eval Sqs	2	2	2	2	2	2
Drone Sqs	1	1	1	1	1	1
<u>Tactical</u>						
Air Rflg Sqs	3	3	3	3	2	4
Tow Target Sqs	1	1	1	1	1	-
Aerial Tracking Sq	-	-	-	-	-	1
<u>OPERATIONAL FLYING SUPPORT FORCES</u>						
Air Trans Sqs c/	20	20	20	20	20	19
Air Rescue Sqs	1	1	1	1	1	1
Mapping and Charting Sqs	2	2	2	2	2	2
Aeromed Trans Sqs Light	3	3	3	3	3	3
Wea Recon Sq	1	1	1	1	1	1
Log Supp Sqs	3	3	3	3	3	3
Drone Sqs	2	2	2	2	2	2
EUROPE - NORTH AFRICA (England, France, Germany, Italy,						
<u>COMBAT FORCES WGS/SQS - TOTAL</u>	<u>19/59</u>	<u>19/60</u>	<u>19/61</u>	<u>18/58</u>	<u>19/60</u>	<u>18/58</u>
<u>Strategic - Total</u>	<u>3/8</u>	<u>3/9</u>	<u>3/9</u>	<u>2/7</u>	<u>2/7</u>	<u>2/7</u>
Bombardment, Medium d/	3/8	3/9	3/9	2/7	2/7	2/7

[REDACTED]

FLYING SUPPORT FORCES BY KIND OF UNIT, WORLD-WIDE, AT END OF MONTH -- FY 1961

wing or group assignments are shown in wing equivalents on the basis of approximately three or four squadrons to a one unit or represents units having 50 percent or more of their unit equipment on rotation or TDY in the applicable

JAN (1961)	FEB	MAR	APR	MAY	JUN	KIND OF UNIT
- WIDE						
<u>91/322</u>	<u>90/324</u>	<u>91/324</u>	<u>90/327</u>	<u>90/327</u>	<u>88/320</u>	<u>COMBAT FORCES WGS/SQS - TOTAL</u>
UNITED STATES						
<u>63/232</u>	<u>61/229</u>	<u>62/230</u>	<u>63/236</u>	<u>63/235</u>	<u>61/229</u>	<u>COMBAT FORCES WGS/SQS - TOTAL</u>
<u>36/139</u>	<u>35/139</u>	<u>34/136</u>	<u>35/142</u>	<u>35/141</u>	<u>33/134</u>	<u>Strategic - Total</u>
12/38	12/38	12/38	12/38	12/38	12/38	Bombardment, Heavy
21/84	20/83	19/80	20/83	20/82	18/74	Bombardment, Medium a/
2/6	2/6	2/6	2/6	2/6	2/6	Strat Recon, Medium
1/11	1/12	1/12	1/15	1/15	1/16	Strat Missile b/
<u>14/47</u>	<u>14/47</u>	<u>15/47</u>	<u>14/47</u>	<u>14/47</u>	<u>14/47</u>	<u>Air Defense - Total</u>
13/39	13/39	13/39	12/39	12/39	12/39	Fighter Interceptor
1/8	1/8	2/8	2/8	2/8	2/8	Interceptor Missile b/
<u>13/46</u>	<u>12/43</u>	<u>13/47</u>	<u>14/47</u>	<u>14/47</u>	<u>14/48</u>	<u>Tactical - Total</u>
6/24	5/21	6/24	6/24	6/24	6/24	Tactical Fighter
1/4	1/4	1/4	1/4	1/4	1/4	Tactical Reconnaissance
2/7	2/7	2/7	3/8	3/8	3/8	Troop Carrier, Heavy
2/5	2/5	2/6	2/5	2/5	2/6	Troop Carrier, Medium
2/6	2/6	2/6	2/6	2/6	2/6	Troop Carrier, Assault
						<u>COMBAT FLYING SUPPORT FORCES</u>
						<u>Strategic</u>
49	50	50	50	50	50	Air Refueling Sqs
3	3	2	2	2	-	Strategic Support Sqs
2	3	4	4	7	9	Missile Augmentations
4	4	5	5	9	9	GAM-72 (B-52 Sqs)
						GAM-77 (B-52 Sqs)
						<u>Air Defense</u>
6	6	6	6	6	6	Aircraft Early Warning & Con Sqs
2	2	2	2	2	2	Defense System Eval Sqs
1	1	1	1	1	1	Drone Sqs
						<u>Tactical</u>
3	2	3	3	3	3	Air Refueling Sqs
-	-	-	-	-	-	Tow Target Sqs
1	1	1	1	1	1	Aerial Tracking Sq
						<u>OPERATIONAL FLYING SUPPORT FORCES</u>
18	18	18	18	18	18	Air Transport Sqs c/
1	1	1	1	1	1	Air Rescue Sqs
2	2	2	2	2	2	Mapping and Charting Sqs
3	3	3	3	3	3	Aeromedical Trans Sqs Light
1	1	1	1	1	1	Weather Recon Sq
3	3	3	3	3	3	Logistic Support Sqs
2	2	2	2	2	2	Drone Sqs
Libya, Morocco, Netherlands, Scotland, Spain, Turkey)						
<u>18/55</u>	<u>18/55</u>	<u>18/56</u>	<u>17/55</u>	<u>17/55</u>	<u>17/55</u>	<u>COMBAT FORCES WGS/SQS - TOTAL</u>
<u>3/8</u>	<u>3/8</u>	<u>3/9</u>	<u>3/8</u>	<u>3/8</u>	<u>3/8</u>	<u>Strategic - Total</u>
3/8	3/8	3/9	3/8	3/8	3/8	Bombardment, Medium d/

[REDACTED]

TABLE 3 - USAF COMBAT FORCES, COMBAT FLYING SUPPORT FORCES, AND OPERATIONAL

KIND OF UNIT	JUL (1960)	AUG	SEP	OCT	NOV	DEC
EUROPE - NORTH AFRICA (England, France, Germany, Italy,						
<u>COMBAT FLYING SUPPORT FORCES (CONT'D)</u>						
<u>Air Defense - Total</u>	3/8	3/8	3/8	3/8	3/8	3/8
Fighter Interceptor	3/8	3/8	3/8	3/8	3/8	3/8
<u>Tactical - Total</u>	13/43	13/43	13/44	13/43	14/45	13/43
Tac Bomb	1/3	1/3	1/3	1/3	1/3	1/3
Tac Ftr	7/22	7/22	7/23	7/22	7/22	7/22
Tac Recon	2/8	2/8	2/8	2/8	2/8	2/8
Trp Carr, Heavy	/1	/1	/1	/1	/1	/1
Trp Carr, Medium	2/6	2/6	2/6	2/6	3/8	2/6
Tac Missile	1/3	1/3	1/3	1/3	1/3	1/3
<u>COMBAT FLYING SUPPORT FORCES</u>						
Tactical						
Air Rflg Sq	1	1	1	1	2	1
<u>OPERATIONAL FLYING SUPPORT FORCES</u>						
Air Transport Sq	-	-	-	-	-	-
Air Rescue Sqs	1	1	-	-	-	-
ATLANTIC AREA (Azores, Bermuda,						
<u>COMBAT FORCES WGS/SQS - TOTAL</u>	1/2	1/3	1/3	1/3	1/3	1/3
<u>Strategic - Total</u>	1/1	1/1	1/1	1/1	1/1	1/1
Bombardment Heavy	1/1	1/1	1/1	1/1	1/1	1/1
<u>Air Defense - Total</u>	1/1	1/1	2/2	2/2	2/2	2/2
Fighter Interceptor	1/1	1/1	2/2	2/2	2/2	2/2
<u>Tactical - Total</u>	-	1/1	-	-	-	-
Tactical Fighter	-	1/1	-	-	-	-
Troop Carrier, Medium	-	1/1	-	-	-	-
<u>COMBAT FLYING SUPPORT FORCES</u>						
Strategic						
Air Rflg Sqs	3	3	3	3	3	3
Missile Augmentations						
GAM-72 (B-52 Sq)	-	-	-	-	-	-
GAM-77 (B-52 Sq)	-	-	-	-	-	-
Tactical						
Air Refueling Sqs	1	1	1	1	1	1
<u>OPERATIONAL FLYING SUPPORT FORCES</u>						
Air Rescue Sqs	1	1	1	1	1	1
CANADA (Labrador,						
<u>COMBAT FORCES WGS/SQS - TOTAL</u>	1/1	1/1	1/1	1/1	1/1	1/1
<u>Air Defense - Total</u>	1/1	1/1	1/1	1/1	1/1	1/1
Fighter Interceptor	1/1	1/1	1/1	1/1	1/1	1/1
<u>COMBAT FLYING SUPPORT FORCES</u>						
Strategic						
Air Rflg Sqs	3	5	4	4	4	5
<u>OPERATIONAL FLYING SUPPORT FORCES</u>						
Air Rescue Sq	-	-	-	-	-	-

██████████

FLYING SUPPORT FORCES BY KIND OF UNIT, WORLD-WIDE, AT END OF MONTH - FY 1961 (CONTINUED)

JAN (1961)	FEB	MAR	APR	MAY	JUN	KIND OF UNIT
Libya, Morocco, Netherlands, Scotland, Spain, Turkey) (Continued)						
$\frac{2}{6}$ $\frac{2}{6}$	$\frac{2}{6}$ $\frac{2}{6}$	$\frac{2}{6}$ $\frac{2}{6}$	$\frac{2}{6}$ $\frac{2}{6}$	$\frac{2}{6}$ $\frac{2}{6}$	$\frac{2}{6}$ $\frac{2}{6}$	<u>COMBAT FLYING SUPPORT FORCES (CONT'D)</u> <u>Air Defense - Total</u> Fighter Interceptor
$\frac{13}{41}$ $\frac{1}{3}$ $\frac{7}{22}$ $\frac{2}{8}$ $\frac{1}{2}$ $\frac{1}{3}$ $\frac{1}{3}$	$\frac{13}{41}$ $\frac{1}{3}$ $\frac{7}{22}$ $\frac{2}{8}$ $\frac{1}{2}$ $\frac{1}{3}$ $\frac{1}{3}$	$\frac{13}{41}$ $\frac{1}{3}$ $\frac{7}{22}$ $\frac{2}{8}$ $\frac{1}{2}$ $\frac{1}{3}$ $\frac{1}{3}$	$\frac{12}{41}$ $\frac{1}{3}$ $\frac{7}{22}$ $\frac{2}{8}$ $\frac{1}{1}$ $\frac{1}{4}$ $\frac{1}{3}$	$\frac{12}{41}$ $\frac{1}{3}$ $\frac{7}{22}$ $\frac{2}{8}$ $\frac{1}{1}$ $\frac{1}{4}$ $\frac{1}{3}$	$\frac{12}{41}$ $\frac{1}{3}$ $\frac{7}{22}$ $\frac{2}{8}$ $\frac{1}{1}$ $\frac{1}{4}$ $\frac{1}{3}$	<u>Tactical - Total</u> Tactical Bomber Tactical Fighter Tactical Reconnaissance Troop Carrier, Heavy Troop Carrier, Medium Tactical Missile
1	1	1	1	1	1	<u>COMBAT FLYING SUPPORT FORCES</u> <u>Tactical</u> Air Refueling Squadron
1	1	1	1	1	1	<u>OPERATIONAL FLYING SUPPORT FORCES</u> Air Transport Sq Air Rescue Sqs
-	-	-	-	-	2	
Greenland, Iceland, Puerto Rico)						
$\frac{1}{3}$ $\frac{1}{1}$ $\frac{1}{1}$	$\frac{1}{4}$ $\frac{1}{1}$ $\frac{1}{1}$	$\frac{1}{3}$ $\frac{1}{1}$ $\frac{1}{1}$	$\frac{1}{3}$ $\frac{1}{1}$ $\frac{1}{1}$	$\frac{1}{3}$ $\frac{1}{1}$ $\frac{1}{1}$	$\frac{1}{3}$ $\frac{1}{1}$ $\frac{1}{1}$	<u>COMBAT FORCES WGS/SQS - TOTAL</u> <u>Strategic - Total</u> Bombardment, Heavy
$\frac{1}{2}$ $\frac{1}{2}$	$\frac{1}{2}$ $\frac{1}{2}$	$\frac{1}{2}$ $\frac{1}{2}$	$\frac{1}{2}$ $\frac{1}{2}$	$\frac{1}{2}$ $\frac{1}{2}$	$\frac{1}{2}$ $\frac{1}{2}$	<u>Air Defense - Total</u> Fighter Interceptor
-	$\frac{1}{1}$	-	-	-	-	<u>Tactical - Total</u> Tactical Fighter Troop Carrier, Medium
3	3	4	3	3	3	<u>COMBAT FLYING SUPPORT FORCES</u> <u>Strategic</u> Air Refueling Sqs
-	-	-	-	1	1	<u>Missile Augmentations</u> GAM-72 (B-52 Sq) GAM-77 (B-52 Sq)
-	1	1	1	1	1	<u>Tactical</u> Air Refueling Sqs
1	1	-	-	-	-	<u>OPERATIONAL FLYING SUPPORT FORCES</u> Air Rescue Sqs
Newfoundland)						
$\frac{1}{1}$ $\frac{1}{1}$	$\frac{1}{1}$ $\frac{1}{1}$	$\frac{1}{1}$ $\frac{1}{1}$	$\frac{1}{1}$ $\frac{1}{1}$	$\frac{1}{1}$ $\frac{1}{1}$	$\frac{1}{1}$ $\frac{1}{1}$	<u>COMBAT FORCES WGS/SQS - TOTAL</u> <u>Air Defense - Total</u> Fighter Interceptor
6	5	4	5	5	5	<u>COMBAT FLYING SUPPORT FORCES</u> <u>Strategic</u> Air Rflg Sqs
-	-	-	-	-	1	<u>OPERATIONAL FLYING SUPPORT FORCES</u> Air Rescue Sq

██████████

TABLE 3 - USAF COMBAT FORCES, COMBAT FLYING SUPPORT FORCES, AND OPERATIONAL FLYING

KIND OF UNIT	JUL (1960)	AUG	SEP	OCT	NOV	DEC
PACIFIC AREA (Eniwetok, Guam, Hawaii, Japan,						
<u>COMBAT FORCES WGS/SQS - TOTAL</u>	<u>8/28</u>	<u>9/29</u>	<u>9/29</u>	<u>8/29</u>	<u>8/29</u>	<u>8/29</u>
<u>Strategic - Total</u>	<u>1/2</u>	<u>1/3</u>	<u>1/3</u>	<u>1/2</u>	<u>1/2</u>	<u>1/2</u>
Bombardment, Medium d/	1/2	1/3	1/3	1/2	1/2	1/2
<u>Air Defense - Total</u>	<u>2/5</u>	<u>2/5</u>	<u>2/5</u>	<u>2/5</u>	<u>2/5</u>	<u>2/5</u>
Fighter Interceptor	2/5	2/5	2/5	2/5	2/5	2/5
<u>Tactical - Total</u>	<u>6/21</u>	<u>6/21</u>	<u>6/21</u>	<u>6/22</u>	<u>6/22</u>	<u>6/21</u>
Tac Bomb	1/3	1/3	1/3	1/3	1/3	1/3
Tac Ftr	3/9	3/9	3/9	3/9	3/9	3/9
Tac Recon	1/2	1/2	1/2	1/2	1/2	1/2
Trp Carr, Heavy	1/2	1/2	1/2	1/3	1/3	1/2
Trp Carr, Medium	1/3	1/3	1/3	1/3	1/3	1/3
Tac Missile	1/2	1/2	1/2	1/2	1/2	1/2
<u>COMBAT FLYING SUPPORT FORCES</u>						
<u>Tactical</u>						
Air Rflg Sqs.	1	1	1	1	1	1
<u>OPERATIONAL FLYING SUPPORT FORCES</u>						
Air Trans Sqs	2	2	2	2	2	2
Air Rescue Sqs	4	4	1	1	1	1
Wea Recon Sqs	1	1	1	1	1	1
ALAS						
<u>COMBAT FORCES WGS/SQS - TOTAL</u>	<u>1/4</u>	<u>1/3</u>	<u>1/3</u>	<u>1/2</u>	<u>1/2</u>	<u>1/2</u>
<u>Strategic - Total</u>	<u>1/2</u>	<u>1/2</u>	<u>1/2</u>	<u>1/1</u>	<u>1/1</u>	<u>1/1</u>
Bombardment, Medium d/	1/2	1/2	1/2	1/1	1/1	1/1
<u>Air Defense - Total</u>	<u>1/2</u>	<u>1/1</u>	<u>1/1</u>	<u>1/1</u>	<u>1/1</u>	<u>1/1</u>
Fighter Interceptor	1/2	1/1	1/1	1/1	1/1	1/1
<u>COMBAT FLYING SUPPORT FORCES</u>						
<u>Strategic</u>						
Air Rflg Sq	1	1	1	1	1	1
<u>Air Defense</u>						
Radar Eval Sq.	1	1	1	1	1	1
Defense System Evaluation Sq	-	-	-	-	-	-

a/ During July through December 1960, four squadrons (January through June 1961: 3 squadrons) of Bomb, Medium, in-

b/ Missile units for Allies not included.

c/ Includes 3 Air Transport Squadrons with Navy Personnel.

d/ Rotation aircraft. Eleven aircraft considered equivalent to one squadron.

Source: Statistics and Reports Division, Directorate of Data Systems and Statistics, Comptroller of the Air Force.

SUPPORT FORCES BY KIND OF UNIT, WORLD-WIDE, AT END OF MONTH - FY 1961 (CONTINUED)

JAN (1961)	FEB	MAR	APR	MAY	JUN	KIND OF UNIT
Korea, Philippines, Okinawa, Taiwan)						
<u>8/29</u>	<u>9/33</u>	<u>9/31</u>	<u>8/29</u>	<u>8/30</u>	<u>8/29</u>	<u>COMBAT FORCES WGS/SQS - TOTAL</u>
<u>1/2</u> <u>1/2</u>	<u>1/2</u> <u>1/2</u>	<u>1/3</u> <u>1/3</u>	<u>1/1</u> <u>1/1</u>	<u>1/2</u> <u>1/2</u>	<u>1/2</u> <u>1/2</u>	<u>Strategic - Total</u> <u>Bombardment, Medium d/</u>
<u>2/5</u> <u>2/5</u>	<u>2/5</u> <u>2/5</u>	<u>2/5</u> <u>2/5</u>	<u>2/5</u> <u>2/5</u>	<u>2/5</u> <u>2/5</u>	<u>2/5</u> <u>2/5</u>	<u>Air Defense - Total</u> <u>Fighter Interceptor</u>
<u>6/22</u> <u>1/3</u> <u>3/9</u> <u>1/2</u> <u>1/2</u> <u>1/4</u> <u>1/2</u>	<u>7/26</u> <u>1/3</u> <u>4/11</u> <u>1/2</u> <u>1/2</u> <u>1/5</u> <u>1/3</u>	<u>6/23</u> <u>1/3</u> <u>3/9</u> <u>1/2</u> <u>1/2</u> <u>1/4</u> <u>1/3</u>	<u>6/23</u> <u>1/3</u> <u>3/9</u> <u>1/2</u> <u>1/2</u> <u>1/4</u> <u>1/3</u>	<u>6/23</u> <u>1/3</u> <u>3/9</u> <u>1/2</u> <u>1/2</u> <u>1/4</u> <u>1/3</u>	<u>6/22</u> <u>1/3</u> <u>3/9</u> <u>1/2</u> <u>1/2</u> <u>1/3</u> <u>1/3</u>	<u>Tactical - Total</u> <u>Tac Bomb</u> <u>Tac Ptr</u> <u>Tac Recon</u> <u>Trp Carr, Heavy</u> <u>Trp Carr, Medium</u> <u>Tac Missile</u>
						<u>COMBAT FLYING SUPPORT FORCES</u>
1	2	1	1	1	1	<u>Tactical</u> <u>Air Rflg Sqs</u>
2	2	2	2	2	2	<u>OPERATIONAL FLYING SUPPORT FORCES</u>
1	1	1	1	1	4	<u>Air Trans Sqs</u>
1	1	1	1	1	1	<u>Air Rescue Sqs</u> <u>Wea Recon Sqs</u>
KA						
<u>1/2</u>	<u>1/2</u>	<u>1/3</u>	<u>1/3</u>	<u>1/3</u>	<u>1/3</u>	<u>COMBAT FORCES WGS/SQS - TOTAL</u>
<u>1/1</u> <u>1/1</u>	<u>1/1</u> <u>1/1</u>	<u>1/2</u> <u>1/2</u>	<u>1/2</u> <u>1/2</u>	<u>1/2</u> <u>1/2</u>	<u>1/2</u> <u>1/2</u>	<u>Strategic - Total</u> <u>Bombardment, Medium d/</u>
<u>1/1</u> <u>1/1</u>	<u>1/1</u> <u>1/1</u>	<u>1/1</u> <u>1/1</u>	<u>1/1</u> <u>1/1</u>	<u>1/1</u> <u>1/1</u>	<u>1/1</u> <u>1/1</u>	<u>Air Defense - Total</u> <u>Fighter Interceptor</u>
						<u>COMBAT FLYING SUPPORT FORCES</u>
1	1	1	1	1	1	<u>Strategic</u> <u>Air Rflg Sq</u>
1	1	1	-	-	-	<u>Air Defense</u> <u>Radar Eval Sq</u> <u>Defense System Evaluation Sq</u>
-	-	-	1	1	1	

cluded in count but wing not included. Squadrons in training for B-58.

TABLE 4 - USAF COMBAT FORCES, COMBAT FLYING SUPPORT FORCES, AND OPERATIONAL FLYING SUPPORT FORCES BY KIND OF UNIT, BY COMMAND OF ASSIGNMENT, WORLD-WIDE, AS OF END OF QUARTER - FY 1961

(This table reflects the number of wings/squadrons organized on the date shown in the USAF Combat Forces, Combat Flying Support Forces and Operational Flying Support Forces by command of assignment as programmed in the USAF Force Structure. Squadrons in the Combat Forces not having wing or group assignments are shown in wing equivalents on the basis of approximately three or four squadrons to a wing, depending on the kind of unit and location. Units assigned to Continental US Commands and permanently located overseas are included in the Continental US command to which assigned.)

KIND OF UNIT	SEP 1960	DEC 1960	MAR 1961	JUN 1961
	WORLD-WIDE			
<u>COMBAT FORCES WGS/SQS - TOTAL</u>	<u>92/330</u>	<u>92/329</u>	<u>91/324</u>	<u>88/320</u>
	AIR DEFENSE COMMAND			
<u>COMBAT FORCES WGS/SQS - TOTAL</u>	<u>15/51</u>	<u>15/49</u>	<u>16/49</u>	<u>15/49</u>
<u>Air Defense - Total</u>	<u>15/51</u>	<u>15/49</u>	<u>16/49</u>	<u>15/49</u>
Fighter Interceptor	<u>14/43</u>	<u>14/41</u>	<u>14/41</u>	<u>13/41</u>
Interceptor Missile a/	<u>1/8</u>	<u>1/8</u>	<u>2/8</u>	<u>2/8</u>
<u>COMBAT FLYING SUPPORT FORCES</u>				
<u>Air Defense</u>				
Aircraft Early Warning and Control Sqs	6	6	6	6
Defense System Evaluation Sqs	2	2	2	2
Drone Sqs	1	1	1	1
	AIR MATERIEL COMMAND b/			
<u>OPERATIONAL FLYING SUPPORT FORCES</u>				
Logistic Support Sqs	3	3	3	3
	AIR RESEARCH AND DEVELOPMENT COMMAND c/			
<u>OPERATIONAL FLYING SUPPORT FORCES</u>				
Drone Sqs	2	2	2	2
	ALASKAN AIR COMMAND (Includes Alaska)			
<u>COMBAT FORCES WGS/SQS - TOTAL</u>	<u>/1</u>	<u>/1</u>	<u>/1</u>	<u>/1</u>
<u>Air Defense - Total</u>	<u>/1</u>	<u>/1</u>	<u>/1</u>	<u>/1</u>
Fighter Interceptor	<u>/1</u>	<u>/1</u>	<u>/1</u>	<u>/1</u>
<u>COMBAT FLYING SUPPORT FORCES</u>				
<u>Air Defense</u>				
Radar Evaluation Sq	1	1	1	1
Defense System Evaluation Sq	-	-	-	-
	MILITARY AIR TRANSPORT SERVICE			
<u>COMBAT FORCES WGS/SQS - TOTAL</u>	<u>4/13</u>	<u>4/12</u>	<u>4/12</u>	<u>4/12</u>
<u>Air Defense - Total</u>	<u>/1</u>	<u>/1</u>	<u>/1</u>	<u>/1</u>
Fighter Interceptor	<u>/1</u>	<u>/1</u>	<u>/1</u>	<u>/1</u>
<u>Tactical - Total</u>	<u>4/12</u>	<u>4/11</u>	<u>4/11</u>	<u>4/11</u>
Troop Carrier, Heavy	<u>4/12</u>	<u>4/11</u>	<u>4/11</u>	<u>4/11</u>

TABLE 4 — USAF COMBAT FORCES, COMBAT FLYING SUPPORT FORCES, AND OPERATIONAL FLYING SUPPORT FORCES, BY KIND OF UNIT, BY COMMAND OF ASSIGNMENT, WORLD-WIDE AS OF END OF QUARTER — FY 1961 (CONTINUED)

KIND OF UNIT	SEP 1960	DEC 1960	MAR 1961	JUN 1961
MILITARY AIR TRANSPORT SERVICE (Continued)				
<u>OPERATIONAL FLYING SUPPORT FORCES</u>				
Air Trans Sqs d/	22	21	21	21
Air Rescue Sqs	3	3	3	10
Mapping and Charting Sqs	2	2	2	2
Aeromed Trans Sqs Light	3	3	3	3
Wea Recon Sqs	2	2	2	2
PACIFIC AIR FORCES (Includes Hawaii)				
<u>COMBAT FORCES WGS/SQS - TOTAL</u>	<u>7/24</u>	<u>7/24</u>	<u>7/25</u>	<u>7/25</u>
<u>Air Defense - Total</u>	<u>2/5</u>	<u>2/5</u>	<u>2/5</u>	<u>2/5</u>
Fighter Interceptor	2/5	2/5	2/5	2/5
<u>Tactical - Total</u>	<u>5/19</u>	<u>5/19</u>	<u>5/20</u>	<u>5/20</u>
Tac Bomb	1/3	1/3	1/3	1/3
Tac Fighter	3/9	3/9	3/9	3/9
Tac Recon	1/2	1/2	1/2	1/2
Trp Carr, Medium	1/3	1/3	1/3	1/3
Tac Missile	1/2	1/2	1/3	1/3
<u>COMBAT FLYING SUPPORT FORCES</u>				
<u>Tactical</u>				
Air Rflg Sqs	1	1	1	1
STRATEGIC AIR COMMAND				
<u>COMBAT FORCES WGS/SQS - TOTAL</u>	<u>39/151</u>	<u>39/153</u>	<u>39/151</u>	<u>37/147</u>
<u>Strategic - Total</u>	<u>39/151</u>	<u>39/153</u>	<u>39/151</u>	<u>37/147</u>
Bombardment, Heavy	12/36	12/36	13/39	13/39
Bombardment, Medium e/	24/100	24/100	23/94	21/86
Strat Recon, Medium	2/6	2/6	2/6	2/6
Strat Missile a/	1/9	1/11	1/12	1/16
<u>COMBAT FLYING SUPPORT FORCES</u>				
<u>Strategic</u>				
Air Rflg Sqs	59	59	59	59
Strat Supp Sqs	3	3	2	-
Missile Augmentations				
GAM-72 (B-52 Sqs)	1	2	4	10
GAM-77 (B-52 Sqs)	2	4	5	10
TACTICAL AIR COMMAND				
<u>COMBAT FORCES WGS/SQS - TOTAL</u>	<u>12/44</u>	<u>12/44</u>	<u>12/45</u>	<u>12/45</u>
<u>Tactical - Total</u>	<u>12/44</u>	<u>12/44</u>	<u>12/45</u>	<u>12/45</u>
Tac Fighter	7/28	7/28	7/28	7/28
Tac Recon	1/4	1/4	1/4	1/4
Trp Carr, Medium	2/6	2/6	2/7	2/7
Trp Carr, Assault	2/6	2/6	2/6	2/6

TABLE 4 - USAF COMBAT FORCES, COMBAT FLYING SUPPORT FORCES, AND OPERATIONAL FLYING SUPPORT FORCES, BY KIND OF UNIT, BY COMMAND OF ASSIGNMENT, WORLD-WIDE, AS OF END OF QUARTER - FY 1961 (CONTINUED)

KIND OF UNIT	SEP 1960	DEC 1960	MAR 1961	JUN 1961
TACTICAL AIR COMMAND (Continued)				
<u>COMBAT FLYING SUPPORT FORCES</u>				
<u>Tactical</u>				
Air Rflg Sqs	4	4	4	4
Tow Target Sqs	1	-	-	-
Aerial Tracking Sq	-	1	1	1
U S AIR FORCE IN EUROPE				
<u>COMBAT FORCES WGS/SQS - TOTAL</u>	<u>15/46</u>	<u>15/46</u>	<u>13/41</u>	<u>13/41</u>
<u>Air Defense - Total</u>	<u>3/8</u>	<u>3/8</u>	<u>2/6</u>	<u>2/6</u>
Fighter Interceptor	3/8	3/8	2/6	2/6
<u>Tactical - Total</u>	<u>12/38</u>	<u>12/38</u>	<u>11/35</u>	<u>11/35</u>
Tac Bomb	1/3	1/3	1/3	1/3
Tac Ftr	6/18	6/18	6/18	6/18
Tac Recon	2/8	2/8	2/8	2/8
Trp Carr, Medium	2/6	2/6	1/3	1/3
Tac Missile	1/3	1/3	1/3	1/3
<u>COMBAT FLYING SUPPORT FORCES</u>				
<u>Tactical</u>				
Air Rflg Sqs	1	1	1	1

a/ Missile units for allies not included.

b/ Redesignated as Air Force Logistics Command, 1 April 1961.

c/ Redesignated Air Force Systems Command and Office of Aerospace Research, 1 April 1961.

d/ Includes 3 Air Transport squadrons with Navy personnel.

e/ During September and December 1960, four squadrons (March and June 1961: 3 squadrons) included in count but wing count not included. Squadrons in training for B-58.

Source: Statistics and Reports Division, Directorate of Data Systems and Statistics, Comptroller of the Air Force.

TABLE 5 - USAF COMBAT FORCES AND SELECTED COMBAT FLYING SUPPORT FORCES ORGANIZED AND EQUIPPED; AIRCRAFT AND MISSILES AUTHORIZED, POSSESSED, AND READY; AND CREWS FORMED AND READY BY WEAPONS SYSTEM, AS OF END OF QUARTER - FY 1961

WEAPONS SYSTEM	WINGS/SQUADRONS		AIRCRAFT/MISSILES			CREWS		
	Orga- nized	Equipped	Auth- orized	Poss- essed	Ready	Auth- orized	Formed	Ready
30 SEPTEMBER 1960								
<u>COMBAT FORCES WGS/SQS - TOTAL</u>	<u>89/308</u>	<u>88/297</u>	<u>5,027</u>	<u>4,059</u>	<u>3,635</u>	<u>6,803</u>	<u>6,928</u>	<u>5,726</u>
<u>Strategic - Total</u>	<u>38/142</u>	<u>38/138</u>	<u>1,710</u>	<u>1,750</u>	<u>1,431</u>	<u>2,712</u>	<u>2,772</u>	<u>2,392</u>
<u>Strategic Bombers - Total</u>	<u>36/136</u>	<u>36/132</u>	<u>1,620</u>	<u>1,658</u>	<u>1,360</u>	<u>2,568</u>	<u>2,680</u>	<u>2,306</u>
B-47	24/96	24/96	1,080	1,131	935	1,704	1,865	1,623
B-52	12/36	12/35	540	518	422	864	812	681
B-58 a/	1/4	1/1	-	9	3	-	3	2
<u>Strategic Reconnaissance, Medium - Total</u>	<u>2/6</u>	<u>2/6</u>	<u>90</u>	<u>92</u>	<u>71</u>	<u>144</u>	<u>92</u>	<u>86</u>
RB/ERB-47	2/6	2/6	90	92	71	144	92	86
<u>Strategic Missile - Total</u> b/	<u>1/9</u>	<u>c/</u>	<u>104</u>	<u>35</u>	<u>13</u>	<u>d/</u>	<u>-</u>	<u>-</u>
SM-62A	1/1	c/	30	24	5	d/	-	-
SM-65D	1/4	c/	34	11	8	d/	-	-
SM-65F	2	c/	20	-	-	d/	-	-
SM-68I	1/2	c/	20	-	-	d/	-	-
<u>Air Defense - Total</u>	<u>19/58</u>	<u>18/53</u>	<u>1,307</u>	<u>1,193</u>	<u>754</u>	<u>1,666</u>	<u>1,589</u>	<u>1,285</u>
<u>Fighter Interceptor - Total</u>	<u>19/58</u>	<u>18/53</u>	<u>1,307</u>	<u>1,193</u>	<u>754</u>	<u>1,666</u>	<u>1,589</u>	<u>1,285</u>
F-86B	1/3	1/3	75	95	74	90	126	100
F-89D	1/1	1/1	18	18	10	25	21	20
F-89J	1/3	1/2	75	41	31	90	55	54
F-101B	6/17	6/17	368	355	243	469	387	334
F/TF-102A	7/20	6/18	519	471	323	642	708	584
F-106A	4/14	4/12	252	213	73	350	292	193
<u>Interceptor Missile - Total</u> b/	<u>1/8</u>	<u>c/</u>	<u>300</u>	<u>132</u>	<u>-</u>	<u>d/</u>	<u>-</u>	<u>-</u>
IM-99A	1/5	c/	210	132	-	d/	-	-
IM-99B	1/3	c/	90	-	-	d/	-	-
<u>Tactical - Total</u>	<u>32/108</u>	<u>32/106</u>	<u>2,010</u>	<u>1,916</u>	<u>1,450</u>	<u>2,425</u>	<u>2,567</u>	<u>2,049</u>
<u>Tactical Bomber - Total</u>	<u>2/6</u>	<u>2/6</u>	<u>96</u>	<u>95</u>	<u>81</u>	<u>108</u>	<u>119</u>	<u>103</u>
B-57	1/3	1/3	48	42	38	60	53	45
B-66	1/3	1/3	48	53	43	48	66	58
<u>Tactical Fighter - Total</u>	<u>16/55</u>	<u>16/53</u>	<u>1,179</u>	<u>1,095</u>	<u>810</u>	<u>1,455</u>	<u>1,612</u>	<u>1,213</u>
F-100	13/44	13/44	960	913	704	1,189	1,295	1,056
F-101A/c	1/3	1/3	75	69	57	90	100	79
F-104C/D	1/4	1/4	72	67	49	88	110	78
F-105B/D	1/4	1/2	72	46	-	88	107	-
<u>Tac Recon - Total</u>	<u>3/14</u>	<u>3/14</u>	<u>255</u>	<u>249</u>	<u>183</u>	<u>318</u>	<u>308</u>	<u>260</u>
B/RB/WB-66	1/6	1/6	111	113	86	136	134	112
RF-101A/C	2/8	2/8	144	136	97	182	174	148
<u>Trp Carr, Heavy - Total</u>	<u>4/12</u>	<u>4/12</u>	<u>144</u>	<u>137</u>	<u>106</u>	<u>180</u>	<u>171</u>	<u>151</u>
C-124	4/12	4/12	144	137	106	180	171	151
<u>Trp Carr, Medium - Total</u>	<u>5/15</u>	<u>5/15</u>	<u>240</u>	<u>242</u>	<u>192</u>	<u>268</u>	<u>261</u>	<u>241</u>
C-119	1/3	1/3	48	41	30	48	37	36
C-130	4/12	4/12	192	201	162	220	224	205
<u>Trp Carr, Assault - Total</u>	<u>2/6</u>	<u>2/6</u>	<u>96</u>	<u>98</u>	<u>78</u>	<u>96</u>	<u>96</u>	<u>81</u>
C-123	2/6	2/6	96	98	78	96	96	81
<u>Tac Missile - Total</u> b/	<u>1/5</u>	<u>c/</u>	<u>192</u>	<u>190</u>	<u>130</u>	<u>d/</u>	<u>-</u>	<u>-</u>
TM-61C	1/5	c/	120	130	101	d/	-	-
TM-76A	1/2	c/	72	60	29	d/	-	-
TM-76B	-	-	-	-	-	-	-	-
<u>COMBAT FLYING SUPPORT FORCES</u>								
<u>Strategic</u>								
<u>Air Rflg Sqs - Total</u>	<u>59</u>	<u>57</u>	<u>995</u>	<u>1,012</u>	<u>853</u>	<u>1,592</u>	<u>1,584</u>	<u>1,482</u>
KC-97	31	31	620	685	541	992	968	919
KC-135	28	26	375	354	312	600	616	563

TABLE 5 - USAF COMBAT FORCES AND SELECTED COMBAT FLYING SUPPORT FORCES ORGANIZED AND EQUIPPED; AIRCRAFT AND MISSILES AUTHORIZED, POSSESSED, AND READY; AND CREWS FORMED AND READY BY WEAPONS SYSTEM, AS OF END OF QUARTER - FY 1961 (CONTINUED)

WEAPONS SYSTEM	WINGS/SQUADRONS		AIRCRAFT/MISSILES			CREWS		
	Orga- nized	Equipped	Auth- orized	Poss- essed	Ready	Auth- orized	Formed	Ready
30 SEPTEMBER 1960 (Continued)								
COMBAT FORCES WGS/SQS (CONT'D)								
COMBAT FLYING SUPPORT FORCES (CONTINUED)								
Tactical								
Air Rflg Sqs - Total	6	6	120	107	88	120	159	134
KB-50	6	6	120	107	88	120	159	134
OPERATIONAL FLYING SUPP FORCES								
Air Trans Sqs - Total e/	22	22	334	324	235	744	719	645
C-54	-	-	4	4	3	8	8	8
C-118	7	7	107	94	80	227	225	197
C-121	3	3	56	53	38	116	117	108
C-124	10	10	132	141	104	297	296	267
C-133	2	2	35	32	10	96	73	65
C-135	-	-	-	-	-	-	-	-
31 DECEMBER 1960								
COMBAT FORCES WGS/SQS - TOTAL	89/305	85/289	5,012	4,788	3,666	6,755	6,811	5,863
Strategic - Total	38/142	36/132	1,710	1,716	1,450	2,712	2,675	2,419
Strategic Bombers - Total	36/136	34/126	1,620	1,620	1,371	2,568	2,579	2,324
B-47	24/96	22/89	1,080	1,082	921	1,704	1,712	1,583
B-52	12/36	12/36	540	526	446	864	856	739
B-58 a/	4/	1/	-	12	4	-	11	2
Strat Recon, Med - Total	2/6	2/6	90	96	79	144	96	95
RB/ERB-47	2/6	2/6	90	96	79	144	96	95
Strat Missile - Total b/	1/11	c/	124	40	18	d/	-	-
SM-62A	1/	c/	30	30	13	d/	-	-
SM-65D	4/	c/	34	10	5	d/	-	-
SM-65E	3/	c/	30	-	-	d/	-	-
SM-68I	3/	c/	30	-	-	d/	-	-
Air Defense - Total	19/56	17/51	1,304	1,131	739	1,620	1,511	1,258
Ftr Intcp - Total	19/56	17/51	1,304	1,131	739	1,620	1,511	1,258
F-86D	1/2	-	50	9	8	60	18	6
F-89D	1/	1/	18	18	11	25	21	21
F-89J	1/1	-	25	4	4	30	7	7
F-101B	6/17	6/17	388	365	259	477	442	399
F/TF-102A	7/21	7/20	550	518	361	678	723	606
F-106A/B	4/14	4/13	273	217	96	350	300	219
Intcp Missile - Total b/	1/8	c/	300	187	126	d/	-	-
IM-99A	7/5	c/	210	187	126	d/	-	-
IM-99B	3/	c/	90	-	-	d/	-	-
Tactical - Total	32/107	32/106	1,998	1,941	1,477	2,423	2,625	2,186
Tac Bomb - Total	2/6	2/6	98	103	92	108	125	108
B-57	1/3	1/3	48	50	44	60	57	47
B-66	1/3	1/3	48	53	48	48	68	61
Tac Ftr - Total	16/55	16/55	1,179	1,113	812	1,456	1,669	1,328
F-100	13/44	13/44	960	912	707	1,190	1,359	1,148
F-101A/C	1/3	1/3	75	68	53	90	100	78
F-104C/D	1/4	1/4	72	70	48	88	110	87
F-105B/D	1/4	1/4	72	63	4	88	100	15

TABLE 5 - USAF COMBAT FORCES AND SELECTED COMBAT FLYING SUPPORT FORCES ORGANIZED AND EQUIPPED; AIRCRAFT AND MISSILES AUTHORIZED, POSSESSED, AND READY; AND CREWS FORMED AND READY BY WEAPONS SYSTEM, AS OF END OF QUARTER - FY 1961 (CONTINUED)

WEAPON SYSTEM	WINGS/SQUADRONS		AIRCRAFT/MISSILES			CREWS		
	Orga- nized	Equipped	Auth- orized	Poss- essed	Ready	Auth- orized	Formed	Ready
31 DECEMBER 1960 (Continued)								
<u>COMBAT FORCES WGS/SQS (CONT'D)</u>								
<u>Tactical (Cont'd)</u>								
<u>Tac Recon - Total</u>	<u>3/14</u>	<u>3/14</u>	255	250	193	318	313	272
B/RB/WB-66	1/6	1/6	111	114	86	136	133	119
RF-101A/C	2/8	2/8	144	136	107	182	180	153
<u>Troop Carrier, Hvy - Total</u>	<u>4/11</u>	<u>4/11</u>	<u>132</u>	<u>133</u>	<u>109</u>	<u>165</u>	<u>166</u>	<u>147</u>
C-124	4/11	4/11	132	133	109	165	166	147
<u>Troop Carrier, Med - Total</u>	<u>5/15</u>	<u>5/14</u>	<u>240</u>	<u>244</u>	<u>194</u>	<u>280</u>	<u>256</u>	<u>239</u>
C-119	1/3	1/2	48	41	32	48	27	27
C-130	4/12	4/12	192	203	162	232	229	212
<u>Troop Carrier, Aslt - Total</u>	<u>2/6</u>	<u>2/6</u>	<u>96</u>	<u>98</u>	<u>77</u>	<u>96</u>	<u>96</u>	<u>92</u>
C-123	2/6	2/6	96	98	77	96	96	92
<u>Tac Missile - Total b/</u>	<u>1/5</u>	<u>c/</u>	192	201	150	d/	-	-
TM-61C	1/3	c/	120	129	106	d/	-	-
TM-76A	1/2	c/	72	72	44	d/	-	-
TM-76B	-	-	-	-	-	-	-	-
<u>COMBAT FLYING SUPPORT FORCES</u>								
<u>Strategic</u>								
<u>Air Refueling Sq - Total</u>	<u>59</u>	<u>58</u>	<u>1,005</u>	<u>1,031</u>	<u>897</u>	<u>1,608</u>	<u>1,578</u>	<u>1,488</u>
KC-97	30	30	600	642	546	960	950	905
KC-135	29	28	405	389	351	648	628	583
<u>Tactical</u>								
<u>Air Refueling Sq - Total</u>	<u>6</u>	<u>6</u>	<u>120</u>	<u>107</u>	<u>89</u>	<u>125</u>	<u>162</u>	<u>145</u>
KB-50	6	6	120	107	89	125	162	145
<u>OPERATIONAL FLYING SUPP FORCES</u>								
<u>Air Trans Sq - Total e/</u>	<u>21</u>	<u>21</u>	<u>339</u>	<u>324</u>	<u>235</u>	<u>728</u>	<u>726</u>	<u>641</u>
C-54	-	-	4	4	3	8	8	6
C-118	7	7	107	96	84	227	225	195
C-121	3	3	56	53	34	117	116	107
C-124	8	8	134	135	92	280	284	261
C-133	3	3	38	36	22	96	93	72
C-135	-	-	-	-	-	-	-	-
31 MARCH 1961								
<u>COMBAT FORCES WGS/SQS - Total</u>	<u>87/298</u>	<u>86/290</u>	<u>4,968</u>	<u>4,653</u>	<u>3,535</u>	<u>6,755</u>	<u>6,632</u>	<u>5,905</u>
<u>Strategic - Total</u>								
<u>Strategic Bombers - Total</u>	<u>38/139</u>	<u>37/133</u>	<u>1,741</u>	<u>1,686</u>	<u>1,383</u>	<u>2,786</u>	<u>2,580</u>	<u>2,363</u>
B-47	22/88	22/88	990	1,053	885	1,584	1,626	1,502
B-52	13/39	12/36	585	516	425	936	851	762
B-58 a/	1/6	1/3	76	25	5	122	11	8
<u>Strategic Recon, Med Total</u>	<u>2/6</u>	<u>2/6</u>	<u>90</u>	<u>92</u>	<u>68</u>	<u>144</u>	<u>92</u>	<u>91</u>
RB/ERB-47	2/6	2/6	90	92	68	144	92	91
<u>Strat Missile - Total b/</u>								
SM-62A	1/12	c/	131	58	16	d/	-	-
SM-65D	1/4	c/	30	27	4	d/	-	-
SM-65E	1/4	c/	31	29	12	d/	-	-
SM-65F	1/3	c/	30	2	-	d/	-	-
SM-65F	-	-	-	-	-	-	-	-
SM-68I	1/4	c/	40	-	-	d/	-	-

TABLE 5 - USAF COMBAT FORCES AND SELECTED COMBAT FLYING SUPPORT FORCES ORGANIZED AND EQUIPPED; AIRCRAFT AND MISSILES AUTHORIZED, POSSESSED, AND READY; AND CREWS FORMED AND READY BY WEAPONS SYSTEM, AS OF END OF QUARTER - FY 1961 (CONTINUED)

WEAPON SYSTEM	WINGS/SQUADRONS		AIRCRAFT/MISSILES			CREWS		
	Orga- nized	Equipped	Auth- orized	Poss- essed	Ready	Auth- orized	Formed	Ready
31 MARCH 1961 (Continued)								
COMBAT FORCES WCS/SQS (CONT'D)								
<u>Air Defense - Total</u>	<u>18/54</u>	<u>18/54</u>	<u>1,261</u>	<u>1,098</u>	<u>721</u>	<u>1,565</u>	<u>1,525</u>	<u>1,374</u>
<u>Ftr Intcp - Total</u>	<u>18/54</u>	<u>18/54</u>	<u>1,261</u>	<u>1,098</u>	<u>721</u>	<u>1,565</u>	<u>1,525</u>	<u>1,374</u>
F-86D	-	-	-	-	-	-	-	-
F-89D	/1	/1	18	17	13	25	17	17
F-89J	-	-	-	-	-	-	-	-
F-101B	6/17	6/17	394	371	266	481	460	428
F/TF-102A	7/22	7/22	576	503	344	709	742	687
F-106A/B	5/14	5/14	273	207	98	350	306	242
<u>Intcp Missile - Total</u>	<u>2/8</u>	<u>c/</u>	<u>300</u>	<u>190</u>	<u>-</u>	<u>d/</u>	<u>-</u>	<u>-</u>
IM-99A	7/5	c/	210	190	-	d/	-	-
IM-99B	/3	c/	90	-	-	d/	-	-
<u>Tactical - Total</u>	<u>31/105</u>	<u>31/103</u>	<u>1,966</u>	<u>1,869</u>	<u>1,431</u>	<u>2,404</u>	<u>2,527</u>	<u>2,168</u>
<u>Tac Bomb - Total</u>	<u>2/6</u>	<u>2/6</u>	<u>96</u>	<u>102</u>	<u>89</u>	<u>120</u>	<u>125</u>	<u>117</u>
B-57	1/3	1/3	48	49	43	60	57	53
B-66	1/3	1/3	48	53	46	60	68	64
<u>Tact Ftr - Total</u>	<u>16/55</u>	<u>16/54</u>	<u>1,179</u>	<u>1,094</u>	<u>810</u>	<u>1,453</u>	<u>1,574</u>	<u>1,319</u>
F-11	13/43	13/43	935	888	706	1,153	1,296	1,123
F-101A/C	1/3	1/3	75	68	53	93	101	84
F-104C/D	1/4	1/4	72	69	49	88	99	91
F-105B/D	1/5	1/4	97	69	2	119	78	21
<u>Tac Recon - Total</u>	<u>3/14</u>	<u>3/14</u>	<u>255</u>	<u>245</u>	<u>190</u>	<u>318</u>	<u>317</u>	<u>281</u>
B/RB/Wb-66	1/6	1/6	111	109	84	136	129	109
RF-101A/C	2/8	2/8	144	136	106	182	188	172
<u>Trp Carr, Hvy - Total</u>	<u>4/11</u>	<u>4/11</u>	<u>132</u>	<u>129</u>	<u>102</u>	<u>165</u>	<u>182</u>	<u>152</u>
C-124	4/11	4/11	132	129	102	165	182	152
<u>Trp Carr, Med - Total</u>	<u>4/13</u>	<u>4/12</u>	<u>208</u>	<u>206</u>	<u>166</u>	<u>252</u>	<u>233</u>	<u>208</u>
C-119	-	-	-	-	-	-	-	-
C-130	4/13	4/12	208	206	166	252	233	208
<u>Trp Carr, Aslt - Total</u>	<u>2/6</u>	<u>2/6</u>	<u>96</u>	<u>93</u>	<u>74</u>	<u>96</u>	<u>96</u>	<u>91</u>
C-123	2/6	2/6	96	93	74	96	96	91
<u>Tac Missile - Total b/</u>	<u>1/6</u>	<u>c/</u>	<u>210</u>	<u>191</u>	<u>136</u>	<u>d/</u>	<u>-</u>	<u>-</u>
TM-61C	7/3	c/	120	119	106	d/	-	-
TM-76A	/2	c/	72	72	30	d/	-	-
TM-76B	/1	c/	18	-	-	d/	-	-
COMBAT FLYING SUPPORT FORCES								
<u>Strategic</u>								
<u>Air Rflg Sqs - Total</u>	<u>59</u>	<u>58</u>	<u>1,005</u>	<u>1,045</u>	<u>907</u>	<u>1,608</u>	<u>1,612</u>	<u>1,532</u>
KC-97	30	30	600	636	533	960	944	906
KC-135	29	28	405	409	374	648	668	626
<u>Tactical</u>								
<u>Air Rflg Wqs - Total</u>	<u>6</u>	<u>6</u>	<u>120</u>	<u>110</u>	<u>97</u>	<u>125</u>	<u>163</u>	<u>146</u>
KB-50	6	6	120	110	97	125	163	146
OPERATIONAL FLYING SUPP FORCES								
<u>Air Trans Sqs - Total e/</u>	<u>21</u>	<u>21</u>	<u>339</u>	<u>319</u>	<u>238</u>	<u>728</u>	<u>743</u>	<u>654</u>
C-54	-	-	4	3	3	8	7	6
C-118	7	7	107	95	76	227	237	197

TABLE 5 USAF COMBAT FORCES AND SELECTED COMBAT FLYING SUPPORT FORCES ORGANIZED AND EQUIPPED; AIRCRAFT AND MISSILES AUTHORIZED, POSSESSED, AND READY; AND CREWS FORMED AND READY BY WEAPONS SYSTEM, AS OF END OF QUARTER - FY 1961 (CONTINUED)

WEAPON SYSTEM	WINGS/SQUADRONS		AIRCRAFT/MISSILES			CREWS		
	Orga- nized	Equipped	Auth- orized	Poss- essed	Ready	Auth- orized	Formed	Ready
31 MARCH 1961 (Continued)								
<u>OPERATIONAL FLYING SUPP FORCES (CONT'D)</u>								
<u>Air Trans Sqds (Continued)</u>								
C-121	3	3	56	53	35	117	116	109
C-124	8	8	131	134	103	280	287	260
C-133	3	3	41	34	21	96	96	82
C-135f/.	-	-	-	-	-	-	-	-
30 JUNE 1961								
<u>COMBAT FORCES WGS/SQS - TOTAL</u>	<u>84/290</u>	<u>82/280</u>	<u>4,879</u>	<u>4,451</u>	<u>3,371</u>	<u>6,594</u>	<u>6,431</u>	<u>5,669</u>
<u>Strategic - Total</u>	<u>36/131</u>	<u>35/123</u>	<u>1,651</u>	<u>1,542</u>	<u>1,266</u>	<u>2,642</u>	<u>2,436</u>	<u>2,211</u>
<u>Strategic Bombers - Total</u>	<u>34/125</u>	<u>33/117</u>	<u>1,561</u>	<u>1,458</u>	<u>1,204</u>	<u>2,498</u>	<u>2,345</u>	<u>2,121</u>
B-47	20/80	19/76	900	886	759	1,440	1,426	1,313
B-52	13/39	13/38	585	537	436	936	892	801
B-58 a/	1/6	1/3	76	35	9	122	27	7
<u>Strat Recon, Med - Total</u>	<u>2/6</u>	<u>2/6</u>	<u>90</u>	<u>84</u>	<u>62</u>	<u>144</u>	<u>91</u>	<u>90</u>
RB/ERB-47	2/6	2/6	90	84	62	144	91	90
<u>Strat Missile - Total b/</u>	<u>1/16</u>	<u>c/</u>	<u>160</u>	<u>38</u>	<u>225</u>	<u>d/</u>	<u>-</u>	<u>-</u>
SM-62A	-	-	-	-	-	a/	-	-
SM-65D	/4	c/	31	29	22	d/	-	-
SM-65E	/3	c/	30	9	-	d/	-	-
SM-65F	/3	c/	39	-	-	-	-	-
SM-68I	/6	c/	60	-	-	d/	-	-
<u>Air Defense - Total</u>	<u>17/54</u>	<u>16/52</u>	<u>1,262</u>	<u>1,060</u>	<u>704</u>	<u>1,548</u>	<u>1,522</u>	<u>1,400</u>
<u>Ftr Intcp - Total</u>	<u>17/54</u>	<u>16/52</u>	<u>1,262</u>	<u>1,060</u>	<u>704</u>	<u>1,548</u>	<u>1,522</u>	<u>1,400</u>
F-86D	-	-	-	-	-	-	-	-
F-89D	/1	/1	18	12	10	25	17	15
F-89J	-	-	-	-	-	-	-	-
F-101B	5/17	5/17	392	359	275	479	449	420
F/TF-102A	7/22	7/21	579	478	334	712	750	699
F-106A/B	5/14	4/13	273	211	85	332	306	266
<u>Intcp Missile - Total b/</u>	<u>2/8</u>	<u>c/</u>	<u>296</u>	<u>222</u>	<u>-</u>	<u>d/</u>	<u>-</u>	<u>-</u>
IM-99A	/5	c/	209	203	-	d/	-	-
IM-99B	/3	c/	87	19	-	d/	-	-
<u>Tactical - Total</u>	<u>31/105</u>	<u>31/105</u>	<u>1,966</u>	<u>1,849</u>	<u>1,401</u>	<u>2,404</u>	<u>2,473</u>	<u>2,058</u>
<u>Tac Bomb - Total</u>	<u>2/6</u>	<u>2/6</u>	<u>96</u>	<u>101</u>	<u>77</u>	<u>120</u>	<u>116</u>	<u>96</u>
B-57	1/3	1/3	48	48	38	60	54	46
B-66	1/3	1/3	48	53	39	60	62	50
<u>Tac Ftr - Total</u>	<u>16/55</u>	<u>16/55</u>	<u>1,179</u>	<u>1,073</u>	<u>797</u>	<u>1,453</u>	<u>1,532</u>	<u>1,229</u>
F-100	12/42	12/42	910	850	676	1,122	1,223	1,035
F-101A/C	1/3	1/3	75	66	54	93	109	94
F-104C/D	1/4	1/4	72	61	42	88	90	80
F-105B/D	2/6	2/6	122	96	25	150	110	20

TABLE 5 - USAF COMBAT FORCES AND SELECTED COMBAT FLYING SUPPORT FORCES ORGANIZED AND EQUIPPED, AIRCRAFT AND MISSILES AUTHORIZED, POSSESSED, AND READY, AND CREWS FORMED AND READY BY WEAPONS SYSTEM, AS OF END OF QUARTER - FY 1961 (CONTINUED)

WEAPON SYSTEM	WINGS/SQUADRONS		AIRCRAFT/MISSILES			CREWS		
	Orga- nized	Equipped	Auth- orized	Poss- essed	Ready	Auth- orized	Formed	Ready
30 JUNE 1961 (Continued)								
<u>COMBAT FORCES WGS/SQS (CONTINUED)</u>								
<u>Tactical (Continued)</u>								
<u>Tactical Recon - Total</u>	<u>3/14</u>	<u>3/14</u>	<u>255</u>	<u>243</u>	<u>180</u>	<u>318</u>	<u>305</u>	<u>272</u>
B/RB/WB-66	1/6	1/6	111	116	90	136	122	106
RF-101A/C	2/8	2/8	144	127	90	182	183	166
<u>Troop Carrier, Hvy - Total</u>	<u>4/11</u>	<u>4/11</u>	<u>132</u>	<u>132</u>	<u>107</u>	<u>165</u>	<u>176</u>	<u>145</u>
C-124	4/11	4/11	132	132	107	165	176	145
<u>Troop Carrier, Med - Total</u>	<u>4/13</u>	<u>4/13</u>	<u>208</u>	<u>211</u>	<u>167</u>	<u>252</u>	<u>248</u>	<u>224</u>
C-119	-	-	-	-	-	-	-	-
C-130	4/13	4/13	208	211	167	252	248	224
<u>Troop Carrier, Aslt - Total</u>	<u>2/6</u>	<u>2/6</u>	<u>96</u>	<u>89</u>	<u>73</u>	<u>96</u>	<u>96</u>	<u>92</u>
C-123	2/6	2/6	96	89	73	96	96	92
<u>Tac Missile - Total b/</u>	<u>1/6</u>	<u>c/</u>	<u>210</u>	<u>190</u>	<u>134</u>	<u>d/</u>	<u>-</u>	<u>-</u>
TM-61C	1/6	c/	210	190	134	d/	-	-
TM-76A	1/2	c/	72	72	32	d/	-	-
TM-76B	1/1	c/	18	-	-	d/	-	-
<u>COMBAT FLYING SUPPORT FORCES</u>								
<u>Strategic</u>								
<u>Air Refueling Sqs - Total</u>	<u>59</u>	<u>58</u>	<u>1,025</u>	<u>1,026</u>	<u>887</u>	<u>1,640</u>	<u>1,598</u>	<u>1,531</u>
KC-97	30	29	600	603	506	960	904	868
KC-135	29	29	425	423	381	680	694	663
<u>Tactical</u>								
<u>Air Refueling Wgs - Total</u>	<u>6</u>	<u>6</u>	<u>120</u>	<u>107</u>	<u>85</u>	<u>125</u>	<u>163</u>	<u>142</u>
KB-50	6	6	120	107	85	125	163	142
<u>OPERATIONAL FLYING SUPPORT FORCES</u>								
<u>Air Trans Sqs - Total e/</u>	<u>21</u>	<u>21</u>	<u>335</u>	<u>326</u>	<u>245</u>	<u>728</u>	<u>728</u>	<u>644</u>
C-54	-	-	4	4	3	8	7	6
C-118	7	7	103	90	73	227	214	190
C-121	3	3	56	56	41	117	117	101
C-124	8	8	128	135	101	280	276	261
C-133	3	3	44	39	26	96	102	85
C-135 f/	-	-	-	2	1	-	12	1

a/ One B-58 wing in training not included in force structure; squadrons that are assigned to the wing are included. Number of authorized B-58 aircraft and crews not reflected in September and December 1960 because organization tables are not available.

b/ Missiles data not included in any totals. Missile units for Allies not included.

c/ Not applicable.

d/ Strategic and Tactical Missile units not required to report crew data. Crew concept not applicable to Interceptor missile unit.

e/ Air transport squadrons with Navy personnel included: 2 squadrons with C-118 aircraft and 1 squadron with C-121 aircraft. The C-54 aircraft represent a detachment of the C-121 squadron.

f/ Squadron converting to C-135; squadron counted as C-118 unit.

Source: Statistics and Reports Division, Directorate of Data Systems and Statistics, Comptroller of the Air Force

TABLE 6 - RELATIVE OPERATIONAL CAPABILITIES OF USAF COMBAT WINGS AND SQUADRONS BY KIND OF UNIT, SEMIANNUALLY - FY 1961

KIND OF UNIT	31 DECEMBER 1960					30 JUNE 1961				
	TOTAL	C-1	C-2	C-3	C-4	TOTAL	C-1	C-2	C-3	C-4
<u>COMBAT WGS/SQS - TOTAL</u>	92/330	60/211	18/59	6/21	8/39	88/320	51/184	21/71	6/19	10/46
<u>Strategic Forces - Total</u>	39/154	29/109	6/20	1/5	3/20	37/147	26/99	7/22	1/1	4/25
Bombardment, Heavy	12/36	7/21	4/12	1/3	-	13/39	7/23	5/14	-	1/2
Bombardment, Medium	24/100	24/84	1/4	-	2/12	2/186	19/76	-	-	2/10
Strat Recon, Medium	2/6	1/3	1/3	-	-	2/6	-	2/6	-	-
Strat Recon, Light	1/1	1/1	-	-	-	-	-	-	-	-
Strat Missile	1/11	-	1/1	1/2	1/8	1/16	-	1/2	1/1	1/13
<u>Air Defense Forces - Total</u>	20/64	7/21	4/14	5/15	4/14	19/62	6/19	4/13	6/18	3/12
Fighter Intcp	19/56	7/21	3/10	5/15	4/10	17/54	6/19	4/13	6/18	1/4
Intcp Missile	1/8	-	1/4	-	1/4	2/8	-	-	-	2/8
<u>Tactical Forces - Total</u>	33/112	24/81	8/25	1/1	1/5	32/111	19/66	10/36	-	3/9
Tac Bomb	2/6	2/6	-	-	-	2/6	1/3	1/3	-	-
Tac Fighter	16/55	11/38	4/13	-	1/4	16/55	9/31	5/17	-	2/7
Tac Recon	3/14	2/10	1/4	-	-	3/14	1/6	2/8	-	-
Trp Carr, Heavy	4/12	3/10	1/2	-	-	4/13	3/9	1/4	-	-
Trp Carr, Medium	5/14	3/7	2/6	-	1/1	4/11	3/8	1/3	-	-
Trp Carr, Assault	2/6	2/6	-	-	-	2/6	2/6	-	-	-
Tac Missile	1/5	1/4	-	1/1	-	1/6	1/3	1/1	-	1/2

C. RATING CRITERIA

- C-1 - FULLY OPERATIONALLY READY. A high degree of relative effectiveness. The unit is adequately manned, equipped, trained, and is fully capable of performing its primary mission. At least 85 per cent of authorized aircraft are possessed; at least 71 per cent of authorized aircraft are operationally ready; at least 80 per cent of authorized aircrews are formed; at least 75 per cent of authorized number of aircrews are operationally ready and at least one operationally ready aircrew is available to man each operationally ready aircraft.
- C-2 - OPERATIONALLY READY. A lesser degree of capability than C-1. Minor deficiencies exist in personnel, facilities, equipment, training, etc. Sixty-one to eighty-four per cent of authorized aircraft are possessed; 51-70 per cent of authorized aircraft are operationally ready; 56-79 per cent of authorized aircrews are formed; 51-74 per cent of authorized number of aircrews are operationally ready; and at least one operationally ready aircrew is available to man each operationally ready aircraft.
- C-3 - MARGINALLY OPERATIONALLY READY. A lesser degree of capability than C-2. Major deficiencies exist in personnel, facilities, equipment, training, etc. Thirty-one to sixty per cent of authorized aircraft are possessed; 25-50 per cent of authorized aircraft are operationally ready; 31-55 per cent of authorized aircrews are formed; 25-50 per cent of authorized number of aircrews are operationally ready; and at least one operationally ready aircrew is available to man each operationally ready aircraft.
- C-4 - NOT OPERATIONALLY READY. A very low degree of effectiveness. Unit is incapable of performing its operational mission. Extreme deficiencies exist in personnel, facilities, equipment, training, etc. Aircraft and aircrew percentages are lower than those prescribed for C-3. This rating may be used to describe units in process of activation, inactivation, and major aircraft conversion.

Source: Statistics and Reports Division, Directorate of Data Systems and Statistics.

Flight Operations

PART II



Handwritten scribble or mark.



FLIGHT OPERATIONS

21

INTRODUCTION

Aircraft flight operations data included in this section are based on statistics submitted on AF Form 110A (RCS: 1-AF-A1) in accordance with AFR 65-110, dated 25 January 1961, as revised. The 110A report is compiled on a physical possession basis with the various activity categories determined by the assignment or status of the aircraft rather than actual use.

The tables provide summary data covering flight operations for operating active USAF aircraft and include aircraft flying hours, utilization, etc. Non-operating and inactive are shown in one-line entries.

DEFINITIONS

OPERATING ACTIVE AIRCRAFT - Aircraft currently and actively engaged in or supporting flying missions. Assignment codes are as follows:

(CA) Combat Support Units: Aircraft assigned for the direct accomplishment of combat support operations.

(CC) Combat Units: Aircraft assigned for the direct accomplishment of combat unit operations.

(CF) Combat Flying Support: Aircraft assigned for the purpose of accomplishing essential combat flying functions that cannot be performed in tactical type aircraft.

(EB) Bailment-Test: Aircraft assigned to approved Air Force contractors for the performance or support of research, development, or test programs for the Air Force.

(EH) Test Support: Aircraft assigned for the purpose of supporting test programs by actual participation.

(EI) Test: Aircraft assigned to evaluate the aircraft or its components or for the purpose of research, development, or test of equipment requiring airborne platforms.

(IF) Industrial Funded: Aircraft assigned to MATS for the accomplishment of single manager operations for airlift service.

(SA) Administrative: Aircraft assigned to support command administrative, executive, and inspection functions.

(SC) Combat Unit Support: Aircraft assigned for the direct support of combat units and combat supporting unit operations.

(SD) Operational Support: Aircraft assigned to Air Force units in support of proficiency flying for those rated personnel who are not assigned to crew positions and cannot be provided their AFR 60-2 flying requirements in aircraft assigned in any other code.

(SF) Special Activity: Aircraft assigned to accomplish specific special activities of the Air Force and other Government agencies.

(SH) Local Rescue: Aircraft assigned to accomplish necessary local rescue missions.

(SI) Command Mission Support: Aircraft assigned to accomplish necessary unscheduled airlift of personnel and materiel in support of Air Force bases and units.

(TF) Student and Combat Crew Training: Aircraft assigned to accomplish student and combat crew training or indoctrination.

NON-OPERATING ACTIVE AIRCRAFT - Single line entries include in preparation or awaiting preparation for MAP possession (PM), en route (PL), flyable storage (PR), repair of crash damage (WJ), depot prototyping (WP - for use by Air Force Logistics Command only), performance of depot level maintenance and repair (WO), crash damage (WR - to be used only on reassignment to Air Force Logistics Command), and excess to command (XJ).

INACTIVE AIRCRAFT - Single line entries include in storage (XT), recommended reclamation (XV), bailment (XU), and excess to USAF requirements (XS).

TABLE 7 - USAF FLIGHT OPERATIONS BY TYPE AND MODEL

(Rates are based on hours flown per aver

TYPE AND MODEL	TOTAL		FIRST QUARTER			SECOND QUARTER		
	Hours Flown	Average Aircraft On Hand During Year	Hours Flown	Average Aircraft On Hand During Quarter	Quarter Utilization Rate	Hours Flown	Average Aircraft On Hand During Quarter	Quarter Utilization Rate
TOTAL	<u>6,351,605</u>	<u>13,731</u>	<u>1,684,143</u>	<u>14,179</u>		<u>1,540,401</u>	<u>13,789</u>	
OPERATING ACTIVE - TOTAL	6,326,796	13,117	1,678,582	13,528		1,535,865	13,144	
NON-OPERATING ACTIVE - TOTAL	24,809	614	5,561	651		4,536	645	
OPERATING								
BOMBERS - TOTAL	<u>851,784</u>	<u>1,944</u>	<u>208,580</u>	<u>1,997</u>	<u>104</u>	<u>205,308</u>	<u>1,948</u>	<u>105</u>
B-66	20,947	65	5,725	63	91	4,694	66	71
B-58	4,282	19	473	7	68	525	10	53
B-57	60,430	162	15,009	162	93	14,393	162	89
B-52	288,236	517	62,628	520	120	65,992	504	131
B-47	476,190	1,174	124,152	1,238	100	119,266	1,199	99
B-26	1,699	7	593	7	85	438	7	63
TANKERS - TOTAL	<u>463,068</u>	<u>1,176</u>	<u>111,197</u>	<u>1,154</u>	<u>96</u>	<u>111,799</u>	<u>1,174</u>	<u>95</u>
KC-135	165,075	381	36,738	343	107	39,033	373	105
KC-97	250,063	685	62,613	699	90	61,315	692	89
KB-50	47,930	110	11,846	112	106	11,451	109	105
FIGHTERS - TOTAL	<u>812,096</u>	<u>2,964</u>	<u>215,431</u>	<u>3,127</u>	<u>69</u>	<u>193,060</u>	<u>2,935</u>	<u>66</u>
F-106	39,630	200	9,105	214	43	7,329	166	44
F-105	17,227	102	2,016	46	44	3,818	79	48
F-104A/B	2,802	21	1,296	27	48	576	18	32
F-104C/D	22,674	77	5,684	75	76	5,639	78	72
F/TF-102	152,164	594	35,055	567	62	36,726	595	62
F-101A/C	24,008	69	6,455	69	94	5,311	72	74
F-101B/F	95,501	382	22,530	352	64	22,944	392	59
F-100	379,124	1,227	101,461	1,287	79	91,781	1,243	74
F-94	6	-	6	-	-	-	-	-
F-89	21,759	78	9,187	134	69	4,561	74	62
F-86D/L	36,264	134	17,897	274	65	9,285	140	66
F-86 (Other)	8,756	32	2,114	32	66	2,166	32	68
F-84	12,141	47	2,625	50	53	2,924	46	64
F-8U	40	1	-	-	-	-	-	-
RECONNAISSANCE - TOTAL	<u>317,429</u>	<u>546</u>	<u>81,367</u>	<u>549</u>	<u>148</u>	<u>77,735</u>	<u>537</u>	<u>145</u>
WB-66	2,775	10	675	11	61	675	10	68
RB-66	37,456	110	9,597	107	90	8,756	108	81
YRB-58	204	3	84	4	21	44	2	22
RB-57	7,729	22	1,852	20	93	1,839	22	84
WB-50	34,297	40	6,702	32	209	8,456	39	217
RB-50	12,229	24	2,186	26	84	3,239	23	141
RB-47	54,203	118	15,142	127	119	12,994	127	102
RC-130	9,428	14	2,408	14	172	2,282	13	176
RC-121	108,330	54	28,775	52	553	27,615	50	552
RC-47	1,472	2	395	2	198	158	1	158
YRF/RF-101	49,156	146	13,551	154	88	11,677	142	82
RT-33	66	1	-	-	-	-	-	-
B/RB-45	84	2	-	-	-	-	-	-
SEARCH AND RESCUE - TOTAL	<u>115,844</u>	<u>295</u>	<u>31,526</u>	<u>302</u>	<u>104</u>	<u>27,704</u>	<u>303</u>	<u>91</u>
SA-16	14,190	30	3,683	29	127	3,550	31	115
SC-54	19,785	33	5,091	32	159	4,846	35	138
SC-47	26,731	37	8,239	43	192	6,987	39	179
SH-21	3,728	14	772	14	55	914	14	65
H/SH-19A/B	51,410	181	13,741	184	75	11,407	184	62

OF ACTIVE AIRCRAFT, WORLD-WIDE, BY QUARTER - FY 1961

age aircraft on hand during the quarter)

THIRD QUARTER			FOURTH QUARTER			TYPE AND MODEL
Hours Flown	Average Aircraft On Hand During Quarter	Quarter Utilization Rate	Hours Flown	Average Aircraft On Hand During Quarter	Quarter Utilization Rate	
<u>1,525,176</u>	<u>13,595</u>		<u>1,601,885</u>	<u>13,303</u>		<u>TOTAL</u>
1,518,433 6,743	13,002 593		1,593,916 7,969	12,737 566		OPERATING ACTIVE-TOTAL NON-OP ACTIVE - TOTAL
ACTIVE						
<u>214,747</u>	<u>1,943</u>	<u>111</u>	<u>223,149</u>	<u>1,885</u>	<u>118</u>	<u>BOMBERS - TOTAL</u>
4,969	65	76	5,559	67	83	B-66
1,206	22	55	2,078	36	58	B-58
15,244	163	94	15,784	162	97	B-57
74,645	512	146	84,971	531	160	B-52
118,306	1,174	101	114,466	1,083	106	B-47
377	7	54	291	6	49	B-26
<u>118,280</u>	<u>1,187</u>	<u>100</u>	<u>121,792</u>	<u>1,191</u>	<u>102</u>	<u>TANKERS - TOTAL</u>
43,065	394	109	46,239	415	111	KC-135
62,472	682	92	63,663	667	95	KC-97
12,743	111	115	11,890	109	109	KB-50
<u>193,971</u>	<u>2,922</u>	<u>66</u>	<u>209,634</u>	<u>2,862</u>	<u>73</u>	<u>FIGHTERS - TOTAL</u>
10,310	214	48	12,886	205	63	F-106
4,062	124	33	7,331	157	47	F-105
392	19	21	538	21	26	F-104A/B
5,668	78	73	5,683	75	76	F-104C/D
38,698	613	63	41,685	599	70	F/TF-102
5,633	69	82	6,609	66	100	F-101A/C
23,073	399	58	26,954	384	70	F-101B/F
92,081	1,207	76	93,801	1,171	80	F-100
-	-	-	-	-	-	F-94
3,786	54	70	4,225	50	85	F-89
4,384	66	66	4,698	56	84	F-86D/L
2,536	32	79	1,940	33	59	F-86 (Other)
3,323	46	72	3,269	44	74	F-84
25	1	25	15	1	15	F-8U
<u>77,967</u>	<u>546</u>	<u>143</u>	<u>80,360</u>	<u>530</u>	<u>152</u>	<u>RECONNAISSANCE - TOTAL</u>
675	10	68	750	10	75	WB-66
9,040	111	81	10,063	112	90	RB-66
35	2	18	41	2	21	YRB-58
1,920	23	83	2,118	22	96	RB-57
9,711	44	221	9,428	43	219	WB-50
3,590	23	156	3,214	22	146	RB-50
13,074	117	112	12,993	101	129	RB-47
2,598	13	200	2,140	14	153	RC-130
25,270	55	459	26,670	58	460	RC-121
382	1	382	537	2	269	RC-47
11,672	147	79	12,256	141	87	YRF/RF-101
-	-	-	66	1	66	RT-33
-	-	-	84	2	42	B/RB-45
<u>28,764</u>	<u>293</u>	<u>98</u>	<u>27,850</u>	<u>282</u>	<u>99</u>	<u>SEARCH AND RESCUE-TOTAL</u>
3,468	30	116	3,489	31	113	SA-16
4,741	33	144	5,107	31	165	SC-54
6,807	39	175	4,698	25	188	SC-47
998	15	67	1,044	14	75	SH-21
12,750	176	72	13,512	181	75	H/SH-19A/B

TABLE 7 - USAF FLIGHT OPERATIONS BY TYPE AND MODEL OF

TYPE AND MODEL	TOTAL		FIRST QUARTER			SECOND QUARTER		
	Hours Flown	Average Aircraft On Hand During Year	Hours Flown	Average Aircraft On Hand During Quarter	Quarter Utilization Rate	Hours Flown	Average Aircraft On Hand During Quarter	Quarter Utilization Rate
OPERATING ACTI								
CARGO - TOTAL	1,876,969	2,273	487,936	2,306	212	466,053	2,313	202
VC-137	1,804	3	517	3	172	473	3	158
C-133	52,298	37	11,937	33	362	12,022	35	343
C-131	73,729	97	18,457	94	196	17,963	94	191
C-130	121,112	228	31,239	213	147	26,335	224	118
C-124	408,953	360	102,624	372	276	103,836	370	281
C-123	114,200	196	29,030	197	147	28,075	199	141
C-121	99,894	63	24,393	60	407	26,968	62	435
C-119	18,234	43	9,159	63	145	5,888	64	92
C/VC-118	191,909	112	48,952	113	433	50,872	112	454
C-117	15,728	24	4,405	25	176	3,699	22	168
C-97	5,692	10	1,467	10	147	1,117	11	102
YC-97J	1,247	2	283	2	142	291	2	146
C/VC-54	180,832	252	47,472	256	185	43,001	253	170
C/VC-53	274	1	248	1	248	26	-	-
C-47	590,800	844	157,648	862	183	145,453	861	169
C-45	263	1	105	2	53	34	1	34
TRAINERS - TOTAL	1,676,397	3,469	487,337	3,661	133	405,403	3,498	116
T-39A/B	1,141	5	-	-	-	27	1	27
T-38	2,120	11	251	4	63	661	9	73
T-37	198,423	525	72,586	523	139	70,923	546	130
T-34	30,332	71	22,126	187	118	6,751	71	95
T-33	1,201,035	2,471	324,283	2,551	127	269,329	2,479	109
T-29	209,741	326	58,830	333	177	49,124	332	148
T-28	17,403	36	5,386	42	128	4,210	36	117
TB-58	665	2	67	1	67	157	2	79
TB-47	717	4	230	4	58	161	4	40
TB-26	438	2	96	1	96	11	1	11
TC-121	6,984	6	1,649	6	275	2,047	7	292
TC-54	6,276	7	1,580	7	226	1,624	8	203
TC-47	1,048	2	253	2	127	378	2	189
TV-2D	74	1	-	-	-	-	-	-
LIAISON - TOTAL	43,209	114	13,458	124	109	9,899	115	86
L-20	43,206	114	13,449	124	108	9,899	115	86
L-17	9	-	9	-	-	-	-	-
HELICOPTERS - TOTAL	42,637	160	10,108	141	72	10,346	153	68
H-43	18,045	70	3,749	48	78	4,184	64	65
XH-40	7	-	-	-	-	-	-	-
H-37	2	1	2	1	2	-	-	-
H-21	23,720	85	6,111	89	69	5,939	86	69
H-13	775	2	246	3	82	209	3	70
HU-1	88	2	-	-	-	14	-	-
UTILITY - TOTAL	127,363	176	31,642	167	189	28,558	168	170
U-4	7,348	14	2,116	14	151	1,857	14	133
U-3	120,015	162	29,526	153	193	26,701	154	173
NON-OPERAT								
TOTAL	24,809	614	5,561	651	9	4,536	642	7

Source: Statistics and Reports Division, Directorate of Data Systems and Statistics, Comptroller of the Air Force.

ACTIVE AIRCRAFT, WORLD-WIDE, BY QUARTER - FY 1961 (CONTINUED)

THIRD QUARTER			FOURTH QUARTER			TYPE AND MODEL
Hours Flown	Average Aircraft On Hand During Quarter	Quarter Utilization Rate	Hours Flown	Average Aircraft On Hand During Quarter	Quarter Utilization Rate	
VE (Continued)						
464,062	2,278	204	458,918	2,185	210	CARGO - TOTAL
354	2	177	460	2	230	VC-137
13,369	38	352	14,970	40	374	C-133
17,648	97	182	19,661	103	191	C-131
32,214	230	140	31,324	243	129	C-130
102,799	361	285	99,694	338	295	C-124
27,760	197	141	29,335	191	154	C-123
24,924	65	383	23,609	65	363	C-121
2,176	33	66	1,011	11	92	C-119
48,162	112	430	43,923	109	403	C/VC-118
3,704	26	142	3,920	22	178	C-117
1,713	9	190	1,395	10	140	C-97
339	2	170	334	2	167	YC-97J
44,156	252	175	46,203	248	186	C/VC-54
-	-	-	-	-	-	C/VC-53
144,695	853	170	143,004	800	179	C-47
49	1	49	75	1	75	C-45
370,696	3,375	110	412,961	3,333	124	TRAINERS - TOTAL
343	5	69	771	9	86	T-39
606	13	47	602	18	33	T-38
10,227	499	20	44,687	533	84	T-37
1,027	14	73	428	13	33	T-34
298,480	2,465	121	308,943	2,390	129	T-33
52,056	323	161	49,731	316	157	T-29
3,819	33	116	3,988	31	129	T-28
194	2	97	247	3	82	TB-58
212	4	53	114	2	57	TB-47
22	-	-	309	4	77	TB-26
1,819	7	260	1,469	5	294	TC-121
1,585	7	226	1,487	7	212	TC-54
259	2	130	158	1	158	TC-47
47	1	47	27	1	27	TV-2D
9,788	115	85	10,064	101	100	LIAISON - TOTAL
9,788	115	85	10,064	101	100	L-20
-	-	-	-	-	-	L-17
11,065	166	67	11,118	175	64	HELICOPTERS - TOTAL
5,303	78	68	4,809	90	53	H-43
7	-	-	-	-	-	XH-40
-	-	-	-	-	-	H-37
5,559	84	66	6,111	82	75	H-21
165	2	83	155	1	155	H-13
31	2	16	43	2	22	HU-1
29,093	177	164	38,070	193	197	UTILITY - TOTAL
1,568	14	112	1,807	14	129	U-4
27,525	163	169	36,263	179	203	U-3
ING ACTIVE						
6,743	593	11	7,969	566	14	TOTAL

TABLE 8 - USAF FLIGHT OPERATIONS BY TYPE OF ACTIVITY, WORLD-WIDE, BY QUARTER - FY 1961

TYPE OF ACTIVITY	TOTAL		FIRST QUARTER		SECOND QUARTER		THIRD QUARTER		FOURTH QUARTER	
	Hours Flown	Average Aircraft On Hand During Year	Hours Flown	Average Aircraft On Hand During Quarter	Hours Flown	Average Aircraft On Hand During Quarter	Hours Flown	Average Aircraft On Hand During Quarter	Hours Flown	Average Aircraft On Hand During Quarter
<u>TOTAL</u>	<u>6,361,195</u>	<u>13,823</u>	<u>1,685,117</u>	<u>14,199</u>	<u>1,541,495</u>	<u>13,791</u>	<u>1,529,612</u>	<u>13,594</u>	<u>1,604,971</u>	<u>13,342</u>
<u>OPERATING ACTIVE - TOTAL</u>	<u>6,330,357</u>	<u>13,219</u>	<u>1,679,409</u>	<u>13,552</u>	<u>1,536,848</u>	<u>13,157</u>	<u>1,519,322</u>	<u>13,006</u>	<u>1,594,778</u>	<u>12,784</u>
Combat Unit	1,524,443	4,288	385,932	4,488	366,545	4,304	377,015	4,274	394,951	4,084
Combat Support Unit	1,003,352	1,941	247,188	1,898	246,637	1,980	255,799	1,959	253,728	1,928
Combat Flying Support	68,133	266	-	-	-	-	30,995	251	37,138	281
Combat Unit Support	102,593	169	24,814	150	23,007	159	25,566	180	29,206	186
Industrial Fund	675,595	471	168,172	480	175,199	478	167,503	464	164,721	461
Student and Combat Crew Training	1,279,671	2,865	413,947	3,258	329,612	3,039	251,539	2,603	284,573	2,561
Operational Support	756,222	1,459	196,813	1,480	179,793	1,458	188,226	1,465	191,390	1,433
Administrative	71,288	108	18,406	112	17,153	109	16,834	106	18,895	106
Special Activity	110,115	231	29,095	236	26,879	228	27,768	238	26,373	220
Local Rescue	53,015	213	13,808	213	13,044	217	13,384	212	12,779	209
Command Mission Support	587,670	911	156,199	933	136,346	889	141,221	907	153,904	916
Test Support	82,846	196	24,065	283	21,423	279	20,625	283	16,733	220
Test	10,082	40	970	21	1,210	17	965	20	6,937	101
Bailment Test	5,332	61	a/	a/	a/	a/	1,882	44	3,450	78
<u>NON-OPERATING ACTIVE - TOTAL</u>	<u>24,809</u>	<u>604</u>	<u>5,561</u>	<u>647</u>	<u>4,536</u>	<u>634</u>	<u>6,743</u>	<u>588</u>	<u>7,969</u>	<u>558</u>
<u>INACTIVE - TOTAL</u>	<u>6,029</u>	<u>b/</u>	<u>147</u>	<u>b/</u>	<u>111</u>	<u>b/</u>	<u>3,547</u>	<u>b/</u>	<u>2,224</u>	<u>b/</u>

a/ Flying Hours were not required to be reported for Bailment Test (EB) during first and second quarters, FY 1961.

b/ Hours flown are shown for inactive aircraft in order that summary data shown in various tables be identical. The average of the inactive aircraft on hand has not been computed because any correlation between the two quantities (hours flown vs inactive aircraft) would be meaningless and possibly misleading.

Source: Statistics and Reports Division, Directorate of Data Systems and Statistics, Comptroller of the Air Force.

Safety



PART III



FLYING SAFETY

INTRODUCTION

The content of this section presents data on aircraft accidents which occurred in the United States Air Force, the Air National Guard, the Air Force Reserve, and the Navy units flying for the Military Air Transport Service during Fiscal Year 1961.

All rates are expressed in number of accidents per 100,000 flying hours.

Final changes to aircraft accident statistics extend over a period of several months; the changes to Fiscal Year 1961 data were as of 1 August 1960.

Aircraft accident statistics, other than consolidated reports, are unclassified and will bear the legend "For Official Use Only." A complete compilation of accidents and flying experience of major organizational units of the USAF is considered security information. Aircraft accident statistics will be used solely for accident prevention purposes unless released by competent authority.

DEFINITIONS

AIRCRAFT ACCIDENT - A mishap involving one or more Air Force aircraft that occurs between the time the engine is started for the purpose of commencing flight and the time when the aircraft comes to rest with the engine(s) stopped and all personnel on board have deplaned in a normal manner, and which results in minor or substantial damage to, or destruction of the aircraft.

BAILMENT AND/OR LOAN - Accidents in aircraft which are on bailment contract or on loan are included in the total number of accidents appearing in this section. However, flying time is not available for bailment/loan aircraft, and accidents in these planes have not been included in rate computations.

FATAL ACCIDENT - An accident in which damage to aircraft is sustained and death to personnel results.

FATALITY - A death resulting from injuries or the complication arising from injuries received in an aircraft accident. Fatalities enumerated include all persons killed or missing as a result of Air Force aircraft accidents. Pilot fatalities apply to United States Air Force, Air National Guard, Air Force Reserves, and Military Air Transport Service Navy pilots only.

MAJOR ACCIDENT - A major accident is one in which the aircraft is destroyed or has received substantial damage as defined in paragraph 10, AFR 62-14.

MINOR ACCIDENT - A minor accident is one in which the aircraft receives minor damage as defined in paragraph 10, AFR 62-14.

TABLE 9 - AIRCRAFT ACCIDENTS, FATALITIES, AND AIRCRAFT DESTROYED BY COMMAND, WORLD-WIDE, BY QUARTER - FY 1961 (CONTINUED)

COMMAND	FLYING HOURS	MAJOR ACCIDENTS		FATAL ACCIDENTS		FACILITIES		AIRCRAFT DESTROYED		ALL ACCIDENTS	
		Num-ber	Rate	Num-ber	Rate	Num-ber	Rate	Num-ber	Rate	Num-ber	Rate
<u>MILITARY AIR TRANSPORT SERVICE - TOTAL</u>	940,751	9	1	4	c/	60	6	7	1	10	1
1st Quarter	233,740	4	2	1	c/	11	5	2	1	5	2
2nd Quarter	237,397	-	-	-	-	-	-	-	-	-	-
3rd Quarter	235,434	3	1	1	c/	23	10	3	1	3	1
4th Quarter	234,180	2	1	2	1	26	11	2	1	2	1
<u>PACIFIC AIR FORCE - TOTAL</u>	285,011	27	9	13	5	28	10	22	8	31	11
1st Quarter	68,945	8	12	2	3	2	3	6	9	10	15
2nd Quarter	68,100	5	7	2	3	2	3	4	6	6	9
3rd Quarter	75,287	7	9	4	5	4	5	7	9	7	9
4th Quarter											
<u>STRATEGIC AIR COMMAND - TOTAL</u>	1,546,855	42	3	19	1	56	4	34	2	42	3
1st Quarter	378,809	8	2	1	c/	3	1	6	2	8	2
2nd Quarter	372,703	7	2	3	1	7	2	6	2	7	2
3rd Quarter	391,258	17	4	12	3	38	10	15	4	17	4
4th Quarter	404,085	10	2	3	1	8	2	7	2	10	2
<u>TACTICAL AIR COMMAND - TOTAL</u>	589,044	89	15	20	3	45	8	60	10	100	17
1st Quarter	146,503	27	18	7	5	18	12	17	12	31	21
2nd Quarter	141,566	17	12	5	4	11	8	12	8	19	13
3rd Quarter	148,708	18	12	4	3	12	8	12	8	20	13
4th Quarter	152,267	27	18	4	3	4	3	19	12	30	20
<u>US AIR FORCE ACADEMY - TOTAL</u> ^{d/}	14,724	-	-	-	-	-	-	-	-	-	-
1st Quarter	4,759	-	-	-	-	-	-	-	-	-	-
2nd Quarter	4,985	-	-	-	-	-	-	-	-	-	-
3rd Quarter	4,980	-	-	-	-	-	-	-	-	-	-
4th Quarter		-	-	-	-	-	-	-	-	-	-
<u>US AIR FORCES IN EUROPE - TOTAL</u>	493,233	52	11	9	2	61	12	33	7	59	12
1st Quarter	140,885	14	10	2	1	3	2	7	5	16	11
2nd Quarter	113,953	9	8	2	2	50	43	6	5	12	11
3rd Quarter	114,970	15	13	2	2	4	3	7	6	16	14
4th Quarter	123,425	14	11	3	2	4	3	13	11	15	12
<u>MISCELLANEOUS - TOTAL</u> ^{e/}	5,969	-	-	-	-	-	-	-	-	-	-
1st Quarter	1,438	-	-	-	-	-	-	-	-	-	-
2nd Quarter	1,397	-	-	-	-	-	-	-	-	-	-
3rd Quarter	1,467	-	-	-	-	-	-	-	-	-	-
4th Quarter	1,667	-	-	-	-	-	-	-	-	-	-
<u>AIR NATIONAL GUARD - TOTAL</u>	430,027	57	13	18	4	19	4	42	10	61	14
1st Quarter	122,512	15	12	3	2	3	2	10	8	16	13
2nd Quarter	99,618	12	12	6	6	6	6	7	7	12	12
3rd Quarter	95,468	13	14	4	4	5	5	11	12	14	15
4th Quarter	112,429	17	15	5	4	5	4	14	12	19	17
<u>AIR FORCE RESERVE - TOTAL</u>	129,654	3	2	1	1	5	4	2	2	4	3
1st Quarter	14,285	-	-	-	-	-	-	-	-	1	3
2nd Quarter	34,288	-	-	-	-	-	-	-	-	1	3
3rd Quarter	38,427	2	5	1	3	5	13	1	3	2	5
4th Quarter	42,694	1	2	-	-	-	-	1	2	1	2
<u>USAF AT LARGE - TOTAL</u> ^{f/}		4	-	2	-	2	-	3	-	4	-
1st Quarter		1	-	-	-	-	-	1	-	1	-
2nd Quarter		-	-	-	-	-	-	-	-	-	-
3rd Quarter		-	-	-	-	-	-	-	-	-	-
4th Quarter		3	-	2	-	5	-	2	-	3	-



TABLE 9 - AIRCRAFT ACCIDENTS, FATALITIES, AND AIRCRAFT DESTROYED BY COMMAND, WORLD-WIDE, BY QUARTER - FY 1961 (CONTINUED)

COMMAND	FLYING HOURS	MAJOR ACCIDENTS		FATAL ACCIDENTS		FACILITIES		AIRCRAFT DESTROYED		ALL ACCIDENTS	
		Num-ber	Rate	Num-ber	Rate	Num-ber	Rate	Num-ber	Rate	Num-ber	Rate
<u>BAILMENT/LOAN - TOTAL</u>	-	5	-	1	-	1	-	3	-	5	-
1st Quarter	-	-	-	-	-	-	-	-	-	-	-
2nd Quarter	-	2	-	-	-	-	-	2	-	2	-
3rd Quarter	-	3	-	1	-	1	-	1	-	3	-
4th Quarter	-	-	-	-	-	-	-	-	-	-	-

- a/ Redesignated as Air Force Logistics Command 1 April 1961.
- b/ Redesignated as Air Force Systems Command and Office of Aerospace Research (separate operating agency), 1 April 1961.
- c/ Less than .5
- d/ Includes Cadets
- e/ USAF Security Service, and hours flown by USAF crew delivering aircraft to Oversea MAP recipients.
- f/ For statistical purposes accidents during ferrying in aircraft possessed by one command but operated by another are not charged to a specific command, but are included in the USAF totals.

Source: Deputy Inspector General for Safety - Norton Air Force Base, California.





TABLE 10 AIRCRAFT ACCIDENTS (MAJOR AND FATAL), FATALITIES, AND AIRCRAFT DAMAGED BY TYPE AND MODEL AIRCRAFT, WORLD-WIDE, BY QUARTER - FY 1961 (CONTINUED)

TYPE AND MODEL	FLYING HOURS	MAJOR ACCIDENTS		FATAL ACCIDENTS		FATALITIES		AIRCRAFT DESTROYED		ALL ACCIDENTS	
		Number	Rate	Number	Rate	Number	Rate	Number	Rate	Number	Rate
FIRST QUARTER (Continued)											
<u>TRAINER - TOTAL</u>	498,974	22	4	5	1	5	1	15	3	24	5
<u>Jet - Total</u>	411,847	20	5	5	1	5	1	14	3	22	5
T-33	339,010	17	5	3	1	3	1	11	3	19	6
T-37	72,586	3	4	2	3	2	3	3	4	3	4
T-38	251	-	-	-	-	-	-	-	-	-	-
<u>Reciprocating - Total</u>	87,127	2	2	-	-	-	-	1	1	2	2
T-28	5,400	-	-	-	-	-	-	-	-	-	-
T-29	59,017	2	3	-	-	-	-	1	2	2	3
T-34	22,126	-	-	-	-	-	-	-	-	-	-
C-45	584	-	-	-	-	-	-	-	-	-	-
<u>LIAISON - TOTAL</u>	13,458	2	15	-	-	-	-	-	-	2	15
L-17	9	-	-	-	-	-	-	-	-	-	-
L-20	13,449	2	15	-	-	-	-	-	-	2	15
<u>UTILITY - TOTAL</u>	31,646	-	-	-	-	-	-	-	-	-	-
U-3	29,530	-	-	-	-	-	-	-	-	-	-
U-4	2,116	-	-	-	-	-	-	-	-	-	-
<u>HELICOPTER - TOTAL</u>	24,621	6	24	-	-	-	-	3	12	6	24
<u>Turborotor (H-43B) - Total</u>	2,630	3	114	-	-	-	-	2	76	3	114
<u>Reciprocating - Total</u>	21,991	3	14	-	-	-	-	1	5	3	14
H-13	246	-	-	-	-	-	-	-	-	-	-
H-19	13,741	2	15	-	-	-	-	1	7	2	15
H-21	6,883	1	15	-	-	-	-	-	-	1	15
H-37	2	-	-	-	-	-	-	-	-	-	-
H-43A	1,119	-	-	-	-	-	-	-	-	-	-
<u>MISCELLANEOUS - TOTAL</u>	9,403	2	21	1	11	1	11	2	21	2	21
SA-16	9,403	1	11	1	11	1	11	1	11	1	11
Other USAF	-	1	-	-	-	-	-	1	-	1	-
SECOND QUARTER (1 Oct 1960 Through 31 Dec 1960)											
<u>TOTAL</u>	1,675,052	88	5	25	1	85	5	55	3	97	6
<u>BOMBER - TOTAL</u>	256,798	10	4	3	1	13	5	7	2	11	4
<u>Jet - Total</u>	232,689	8	3	2	1	6	3	6	2	9	3
B-47	132,611	3	2	1	1	5	4	2	2	3	2
B-52	66,136	2	3	1	2	1	2	2	3	2	3
B-57	18,605	1	5	-	-	-	-	-	-	2	11
B-58	726	-	-	-	-	-	-	-	-	-	-
B-66	14,611	2	7	-	-	-	-	2	7	2	7
<u>Reciprocating - Total</u>	24,109	2	8	1	4	7	29	1	4	2	8
B-26	779	1	128	-	-	-	-	-	-	1	128
B-50	23,330	1	4	1	4	7	30	1	4	1	4
<u>CARGO - TOTAL</u>	664,406	6	1	2	2	50	8	3	2	8	1
<u>Jet - Total</u>	39,535	1	3	1	3	1	3	1	3	1	3
C-135	39,062	1	3	1	3	1	3	1	3	1	3
C-137	473	-	-	-	-	-	-	-	-	-	-



TABLE 10 - AIRCRAFT ACCIDENTS (MAJOR AND FATAL), FATALITIES, AND AIRCRAFT DAMAGED, BY TYPE AND MODEL AIRCRAFT, WORLD-WIDE, BY QUARTER - FY 1961 (CONTINUED)

TYPE AND MODEL	FLYING HOURS	MAJOR ACCIDENTS		FATAL ACCIDENTS		FATALITIES		AIRCRAFT DESTROYED		ALL ACCIDENTS	
		Number	Rate	Number	Rate	Number	Rate	Number	Rate	Number	Rate
SECOND QUARTER (Continued)											
<u>HELICOPTER (Continued)</u>											
<u>Reciprocating - Total</u>	19,472	1	5	-	-	-	-	-	-	1	5
H-13	209	-	-	-	-	-	-	-	-	-	-
H-19	11,407	1	9	-	-	-	-	-	-	1	9
H-21	6,855	-	-	-	-	-	-	-	-	-	-
H-43A	1,001	-	-	-	-	-	-	-	-	-	-
<u>MISCELLANEOUS - TOTAL</u>	7,551	1	13	1	13	1	13	1	13	1	13
SA-16	7,551	1	13	1	13	1	13	1	13	1	13
THIRD QUARTER (1 Jan 1961 Through 31 Mar 1961)											
<u>TOTAL</u>	1,663,507	120	7	39	2	110	7	86	5	133	8
<u>BOMBER - TOTAL</u>	270,433	16	6	10	4	42	16	14	5	16	6
<u>Jet - Total</u>	243,300	14	6	9	4	33	14	13	5	14	6
B-47	131,788	6	5	5	4	16	12	6	5	6	5
B-52	74,893	4	5	3	4	14	19	4	5	4	5
B-57	19,945	1	5	-	-	-	-	-	-	1	5
B-58	1,435	-	-	-	-	-	-	-	-	-	-
B-66	15,141	3	20	1	7	3	20	3	20	3	20
Other (NB-45C)	98	-	-	-	-	-	-	-	-	-	-
<u>Reciprocating - Total</u>	27,133	2	7	1	4	2	33	1	4	2	7
B-26	842	-	-	-	-	-	-	-	-	-	-
B-50	26,291	2	8	1	4	9	34	1	4	2	8
<u>CARGO - TOTAL</u>	673,889	15	2	4	1	39	6	9	1	16	2
<u>Jet - Total</u>	43,545	1	2	-	-	-	-	-	-	1	2
C-135	43,191	1	2	-	-	-	-	-	-	1	2
C-137	354	-	-	-	-	-	-	-	-	-	-
<u>Turboprop - Total</u>	49,101	-	-	-	-	-	-	-	-	-	-
YC-97J	121	-	-	-	-	-	-	-	-	-	-
C-130	35,595	-	-	-	-	-	-	-	-	-	-
C-133	13,385	-	-	-	-	-	-	-	-	-	-
<u>Reciprocating - Total</u>	581,243	14	2	4	1	39	7	9	2	15	3
C-47/53(C-117)	171,283	4	2	-	-	-	-	2	1	4	2
C-54	51,017	1	2	-	-	-	-	1	2	2	4
C-97	69,960	1	1	1	1	5	7	1	1	1	1
C-118	48,198	1	2	1	2	23	48	1	2	1	2
C-119	37,742	2	5	1	3	5	13	1	3	2	5
C-121	52,022	1	2	1	2	6	12	1	2	1	2
C-123	30,376	3	10	-	-	-	-	1	3	3	10
C-124	102,997	1	1	-	-	-	-	1	1	1	1
C-131	17,648	-	-	-	-	-	-	-	-	-	-
<u>FIGHTER - (ALL JET) - TOTAL</u>	268,212	54	20	17	6	19	7	32	14	56	21
F-80	707	-	-	-	-	-	-	-	-	-	-
F-84F/K	18,882	2	11	1	5	1	5	2	11	2	11
F-86D/L	18,939	2	11	-	-	-	-	2	11	2	11

TABLE 10 - AIRCRAFT ACCIDENTS (MAJOR AND FATAL), FATALITIES, AND AIRCRAFT DAMAGED, BY TYPE AND MODEL AIRCRAFT, WORLD-WIDE, BY QUARTER - FY 1961 (CONTINUED)

TYPE AND MODEL	FLYING HOURS	MAJOR ACCIDENTS		FATAL ACCIDENTS		FATALITIES		AIRCRAFT DESTROYED		ALL ACCIDENTS	
		Number	Rate	Number	Rate	Number	Rate	Number	Rate	Number	Rate
THIRD QUARTER (Continued)											
FIGHTER (ALL JET) (Continued)											
F-86H	6,414	-	-	-	-	-	-	-	-	-	-
F-86(Other)	2,535	-	-	-	-	-	-	-	-	-	-
F-89	15,222	2	13	1	7	2	13	2	13	2	13
F-100	97,882	22	22	6	6	6	6	16	16	24	25
F-101	40,720	5	12	2	5	3	7	3	7	5	12
F-102	43,263	11	25	3	7	3	7	6	14	11	25
F-104	9,156	5	55	-	-	-	-	4	44	5	55
F-105	4,079	1	-	1	-	1	-	1	-	1	-
F-106	10,388	4	39	3	29	3	29	3	29	4	39
Other (F-8U)	25	-	-	-	-	-	-	-	-	-	-
TRAINER - TOTAL	379,754	29	7	8	2	10	3	22	6	39	10
Jet - Total	322,447	26	8	7	2	9	3	20	6	36	11
T-33	311,260	25	8	7	2	9	3	20	6	35	11
T-37	10,238	1	10	-	-	-	-	-	-	1	10
T-38	606	-	-	-	-	-	-	-	-	-	-
T-39	343	-	-	-	-	-	-	-	-	-	-
Reciprocating - Total	57,307	3	3	1	2	1	2	2	3	3	3
T-28	3,885	2	26	1	26	1	26	1	26	2	26
T-29	52,346	1	2	-	-	-	-	1	2	1	2
T-34	1,027	-	-	-	-	-	-	-	-	-	-
C-45	49	-	-	-	-	-	-	-	-	-	-
LIAISON - TOTAL	9,788	1	10	-	-	-	-	-	-	1	10
L-20	9,788	1	10	-	-	-	-	-	-	1	10
UTILITY - TOTAL	29,094	1	3	-	-	-	-	-	-	1	3
U-3	27,526	1	4	-	-	-	-	-	-	1	4
U-4	1,568	-	-	-	-	-	-	-	-	-	-
HELICOPTER - TOTAL	24,829	4	16	-	-	-	-	2	8	4	16
Torborotor - Total	4,339	-	-	-	-	-	-	-	-	-	-
HU-1	51	-	-	-	-	-	-	-	-	-	-
H-43B	4,288	-	-	-	-	-	-	-	-	-	-
Reciprocating - Total	20,490	4	20	-	-	-	-	2	10	4	20
H-13	165	-	-	-	-	-	-	-	-	-	-
H-19	12,752	2	16	-	-	-	-	1	8	2	16
H-21	6,558	2	30	-	-	-	-	1	15	2	30
H-43A	1,015	-	-	-	-	-	-	-	-	-	-
MISCELLANEOUS - TOTAL	7,508	-	-	-	-	-	-	-	-	-	-
SA-16	7,508	-	-	-	-	-	-	-	-	-	-
FOURTH QUARTER (1 Apr 1961 Through 30 Jun 1961)											
TOTAL	1,760,094	119	7	35	2	88	5	92	5	138	8
BOMBER - TOTAL	280,343	7	2	5	2	13	5	7	2	8	2
Jet - Total	254,100	7	3	5	2	13	5	7	3	8	2
B-47	127,807	3	3	2	2	5	4	3	3	3	2

TABLE 10 - AIRCRAFT ACCIDENTS (MAJOR AND FATAL), FATALITIES, AND AIRCRAFT DAMAGED, BY TYPE AND MODEL AIRCRAFT, WORLD-WIDE, BY QUARTER - FY 1961 (CONTINUED)

TYPE AND MODEL	FLYING HOURS	MAJOR ACCIDENTS		FATAL ACCIDENTS		FATALITIES		AIRCRAFT DESTROYED		ALL ACCIDENTS	
		Number	Rate	Number	Rate	Number	Rate	Number	Rate	Number	Rate
FOURTH QUARTER (Continued)											
<u>TRAINER (Continued)</u>											
<u>Reciprocating (Continued)</u>											
T-34	812	-	-	-	-	-	-	-	-	-	-
C-45	75	-	-	-	-	-	-	-	-	-	
<u>LIAISON - TOTAL</u>	<u>10,064</u>	-	-	-	-	-	-	-	-	-	
L-20	10,064	-	-	-	-	-	-	-	-	-	
<u>UTILITY - TOTAL</u>	<u>38,070</u>	-	-	-	-	-	-	-	-	-	
U-3	36,263	-	-	-	-	-	-	-	-	-	
U-4	1,807	-	-	-	-	-	-	-	-	-	
<u>HELICOPTER - TOTAL</u>	<u>25,677</u>	5	19	1	4	2	8	2	8	6	23
<u>Turborotor - Total</u>	<u>3,526</u>	2	57	-	-	-	-	-	-	2	57
HU-1	43	-	-	-	-	-	-	-	-	-	
H-43B	3,483	2	57	-	-	-	-	-	-	2	57
<u>Reciprocating - Total</u>	<u>22,151</u>	3	14	1	5	2	9	2	9	4	18
H-13	155	-	-	-	-	-	-	-	-	-	
H-19	13,512	-	-	-	-	-	-	-	-	1	7
H-21	7,158	3	42	1	14	2	28	2	28	3	42
H-43A	1,326	-	-	-	-	-	-	-	-	-	
<u>MISCELLANEOUS - TOTAL</u>	<u>8,254</u>	-	-	-	-	-	-	-	-	-	
SA-16	8,254	-	-	-	-	-	-	-	-	-	
<u>NON-USAF - TOTAL</u>	-	-	-	-	-	1	-	-	-	-	
Hawker	-	-	-	-	-	1	-	-	-	-	

a/ Less than .5

Source: Deputy Inspector General For Safety - Norton Air Force Base, California

[REDACTED]

TABLE II - USAF BAILMENT AND LOAN AIRCRAFT ACCIDENTS BY TYPE AND MODEL AIRCRAFT,
WORLD-WIDE, BY QUARTER - FY 1961

(Accidents in aircraft on bailment contract or on loan are included in the total number of accidents. However, accidents in these aircraft have not been included in rate computations since their flying time is not available)

TYPE AND MODEL	MAJOR ACCIDENTS	FATAL ACCIDENTS	FATALITIES	AIRCRAFT DESTROYED	ALL ACCIDENTS
<u>FY 1961 - TOTAL</u>	2	1	1	3	2
<u>FIRST QUARTER - TOTAL</u>	-	-	-	-	-
<u>SECOND QUARTER - TOTAL</u>	2	-	-	2	2
B-66	1	-	-	1	1
F-105	1	-	-	1	1
<u>THIRD QUARTER - TOTAL</u>	3	1	1	1	3
F-105	1	1	1	1	1
T-33	1	-	-	-	1
T-28	1	-	-	-	1
<u>FOURTH QUARTER - TOTAL</u>	-	-	-	-	-

Source: Deputy Inspector General For Safety - Norton Air Force Base, California

[REDACTED]

TABLE 12 - CAUSING FACTORS OF MAJOR AIRCRAFT ACCIDENTS BY TYPE AND MODEL AIRCRAFT, WORLD-WIDE, BY QUARTER - FY 1961

(Includes United States Air Force, Air Force Reserve, Military Air Transport Service Navy Units, Civil Air Patrol Aircraft in the United States Air Force Inventory)

TYPE AND MODEL	TOTAL MAJOR ACCIDENTS	CAUSING FACTORS a/											
		Pilot Error		Supervisor Personnel		Maintenance Personnel		Materiel Failure		Airbase and Airways		Other b/	
		Primary	All	Primary	All	Primary	All	Primary	All	Primary	All	Primary	All
TOTAL - FY 1961	440	157	212	25	79	23	47	150	205	4	49	81	180
FIRST QUARTER (1 Jul 1960 through 30 Sep 1960)													
TOTAL	113	40	54	7	26	8	16	39	57	1	14	18	47
BOMBER - TOTAL	9	4	4	-	-	-	-	4	4	-	1	1	3
Jet - Total	7	3	3	-	-	-	-	4	4	-	1	1	1
B-47	4	2	2	-	-	-	-	2	2	-	-	-	1
B-57	1	-	-	-	-	-	-	1	1	-	-	-	-
B-66	2	1	1	-	-	-	-	1	1	-	-	-	-
Reciprocating - Total	2	1	1	-	-	-	-	-	-	-	1	1	2
B-50	2	1	1	-	-	-	-	-	-	-	1	1	2
CARGO - TOTAL	11	4	7	1	3	2	3	3	6	-	1	1	4
Reciprocating - Total	11	4	7	1	3	2	3	3	6	-	1	1	4
C-47/53 (C-117)	5	2	4	1	2	1	2	1	2	-	1	1	2
C-97	2	-	-	-	-	-	-	2	2	-	-	-	-
C-118	1	-	-	-	-	-	-	1	1	-	-	1	1
C-119	2	1	2	-	1	1	1	-	1	-	-	-	1
C-123	1	1	1	-	-	-	-	-	-	-	-	-	-
FIGHTER (ALL JET) - TOTAL	61	18	24	1	9	3	9	27	38	1	9	11	22
F-84F/K	5	2	2	-	1	-	-	2	3	-	-	1	4
F-86H	1	1	1	-	1	-	-	-	-	-	-	-	2
F-86D/L	6	-	-	-	-	-	-	5	5	-	-	1	2
F-89	2	1	1	-	-	-	-	1	1	-	1	-	1
F-100	24	8	12	-	3	2	5	8	15	1	5	5	9
F-101	10	5	6	-	2	-	1	3	5	-	1	2	4
F-102	7	-	-	1	1	1	2	5	6	-	-	1	1
F-104	2	1	1	-	-	-	-	-	-	-	1	1	1
F-105	3	1	1	-	1	-	1	3	3	-	1	-	1
F-106	1	-	-	-	-	-	-	-	-	-	-	-	-
TRAINER - TOTAL	22	11	14	2	9	1	1	4	6	-	1	4	15
Jet - Total	20	11	13	1	8	1	1	4	6	-	1	3	14
T-33	17	10	12	1	8	1	1	4	6	-	1	2	11
T-37	3	1	1	-	-	-	-	-	-	-	-	1	3
Reciprocating - Total	2	-	1	1	1	-	-	-	-	-	-	1	1
T-29	2	-	1	1	1	-	-	-	-	-	-	1	1
LIAISON - TOTAL	2	-	2	2	2	-	-	-	-	-	1	-	1
L-20	2	-	2	2	2	-	-	-	-	-	1	-	1
HELICOPTER - TOTAL	6	3	3	-	2	2	3	-	2	-	-	1	2
Turboprop - Total	3	-	-	-	1	2	2	-	1	-	-	1	2
H-43B	3	-	-	-	1	2	2	-	1	-	-	1	2
Reciprocating - Total	3	3	3	-	1	-	1	-	1	-	-	-	-
H-19	2	2	2	-	1	-	1	-	1	-	-	-	-
H-21	1	1	1	-	-	-	-	-	-	-	-	-	-
MISCELLANEOUS - TOTAL	2	-	-	1	1	-	-	1	1	-	1	-	-
SA-16	1	-	-	1	1	-	-	1	1	-	1	-	-
Other	1	-	-	-	-	-	-	1	1	-	-	-	-

TABLE 12 - CAUSING FACTORS OF MAJOR AIRCRAFT ACCIDENTS BY TYPE AND MODEL AIRCRAFT, WORLD-WIDE, BY QUARTER - FY 1961 (CONTINUED)

TYPE AND MODEL	TOTAL MAJOR ACCIDENTS	CAUSING FACTORS a/											
		Pilot Error		Supervisor Personnel		Maintenance Personnel		Materiel Failure		Airbase and Airways		Other b/	
		Pri- mary	All	Pri- mary	All	Pri- mary	All	Pri- mary	All	Pri- mary	All	Pri- mary	All
SECOND QUARTER (1 Oct 1960 through 31 Dec 1960)													
<u>TOTAL</u>	88	37	46	-	6	6	2	28	38	-	2	17	31
<u>BOMBER - TOTAL</u>	10	4	5	-	1	1	1	3	3	-	1	2	7
<u>Jet - Total</u>	8	4	5	-	1	1	1	3	3	-	1	2	7
B-47	3	1	1	-	-	-	-	1	1	-	-	-	2
B-52	2	2	2	-	-	-	-	-	-	-	-	-	2
B-57	1	1	1	-	-	-	-	-	-	-	-	-	-
B-66	2	-	1	-	1	1	1	1	1	-	-	-	-
<u>Reciprocating - Total</u>	2	-	-	-	-	-	-	1	1	-	-	1	1
B-26	1	-	-	-	-	-	-	1	1	-	-	-	-
B-50	1	-	-	-	-	-	-	-	-	-	-	1	1
<u>CARGO - TOTAL</u>	6	3	5	-	2	-	1	2	4	-	1	1	5
<u>Jet - Total</u>	1	1	1	-	-	-	-	-	-	-	-	-	1
C-135	1	1	1	-	-	-	-	-	-	-	-	-	1
<u>Turboprop - Total</u>	1	-	1	-	1	-	-	-	-	-	-	1	1
C-130	1	-	1	-	1	-	-	-	-	-	-	1	1
<u>Reciprocating - Total</u>	4	2	3	-	1	-	1	2	4	-	1	-	3
C-97	1	1	1	-	1	-	1	-	1	-	-	-	-
C-121	1	-	-	-	-	-	-	1	1	-	-	-	-
C-123	1	-	1	-	-	-	-	1	1	-	1	-	1
C-131	1	1	1	-	-	-	-	-	1	-	-	-	2
<u>FIGHTER (ALL JET) - TOTAL</u>	52	19	23	-	2	4	6	19	22	-	6	10	12
F-84F/K	5	3	3	-	-	-	-	-	-	-	1	2	2
F-86D/L	5	1	2	-	-	2	3	1	1	-	-	1	1
F-86 (Other)	1	1	1	-	1	-	-	-	-	-	-	-	-
F-89	1	1	1	-	1	-	-	-	-	-	1	-	-
F-100	22	9	10	-	-	-	1	7	8	-	4	6	7
F-101	9	2	3	-	-	2	2	4	5	-	-	1	2
F-102	4	1	1	-	-	-	-	3	3	-	-	-	-
F-104	2	-	-	-	-	-	-	2	2	-	-	-	-
F-105	1	-	-	-	-	-	-	1	1	-	-	-	-
F-106	2	1	2	-	-	-	-	1	2	-	-	-	-
<u>TRAINER - TOTAL</u>	17	9	11	-	1	1	1	3	7	-	1	4	6
<u>Jet - Total</u>	17	9	11	-	1	1	1	3	7	-	1	4	6
T-33	14	6	8	-	1	1	1	3	6	-	-	4	6
T-37	3	3	3	-	-	-	-	-	1	-	1	-	-
<u>HELICOPTER - TOTAL</u>	2	1	1	-	-	-	-	1	1	-	-	-	-
<u>Turborotor - Total</u>	1	1	1	-	-	-	-	-	-	-	-	-	-
H-43B	1	1	1	-	-	-	-	-	-	-	-	-	-
<u>Reciprocating - Total</u>	1	-	-	-	-	-	-	1	1	-	-	-	-
H-19	1	-	-	-	-	-	-	1	1	-	-	-	-
<u>MISCELLANEOUS - TOTAL</u>	1	1	1	-	-	-	-	-	1	-	-	-	1
SA-16	1	1	1	-	-	-	-	-	1	-	-	-	1

TABLE 12 - CAUSING FACTORS OF MAJOR AIRCRAFT ACCIDENTS BY TYPE AND MODEL, BY QUARTER -
FY 1961 (CONTINUED)

TYPE AND MODEL	TOTAL MAJOR ACCIDENTS	CAUSING FACTORS a/										Other b/	
		Pilot Error		Supervisor Personnel		Maintenance Personnel		Material Failure		Airbase and Airways		Primary	All
		Primary	All	Primary	All	Primary	All	Primary	All	Primary	All		
FOURTH QUARTER (1 Apr 1961 through 30 Jun 1961)													
<u>TOTAL</u>	119	42	56	5	26	3	10	49	62	3	11	17	36
<u>BOMBER - TOTAL</u>	7	4	5	-	1	-	-	1	3	-	-	2	3
<u>Jet - Total</u>	7	4	5	-	1	-	-	1	3	-	-	2	3
B-47	3	2	3	-	-	-	-	-	2	-	-	1	2
B-52	1	-	-	-	-	-	-	1	1	-	-	-	-
B-57	1	-	-	-	-	-	-	-	-	-	-	1	1
B-58	1	1	1	-	1	-	-	-	-	-	-	-	-
B-66	1	1	1	-	-	-	-	-	-	-	-	-	-
<u>CARGO - TOTAL</u>	12	5	6	-	5	1	3	3	5	1	1	2	6
<u>Turboprop - Total</u>	5	2	2	-	2	-	-	1	3	1	1	1	2
C-130	3	2	2	-	2	-	-	1	2	1	1	1	1
C-133	2	-	-	-	-	-	-	-	1	1	1	1	1
<u>Reciprocating - Total</u>	7	3	4	-	3	1	3	2	2	-	-	1	4
C-47/53 (C-117)	3	1	1	-	1	1	1	1	1	-	-	1	2
C-54	1	-	-	-	1	1	1	-	-	-	-	-	-
C-119	1	-	1	-	1	1	1	1	1	-	-	-	1
C-123	1	1	1	-	1	-	-	-	-	-	-	-	1
C-124	1	1	1	-	-	-	1	-	-	-	-	-	1
<u>FIGHTER (ALL JET) - TOTAL</u>	68	20	28	2	10	2	6	36	43	2	7	6	15
F-80	1	1	1	-	1	-	-	-	-	-	1	-	1
F-84F/K	5	2	2	-	-	-	-	3	4	-	-	-	-
F-86D/L	4	2	2	-	-	-	-	2	3	-	1	-	-
F-86H	3	2	2	-	1	-	-	1	1	-	1	-	1
F-86 (other)	1	-	-	-	-	-	-	1	1	-	-	-	-
F-100	21	5	6	1	2	1	2	12	13	-	1	2	6
F-101	9	2	5	-	-	-	-	3	4	2	3	2	5
F-102	7	1	4	-	-	-	2	5	6	-	-	1	1
F-104	10	3	4	-	3	-	1	7	8	-	-	-	1
F-105	3	2	2	-	1	-	-	1	1	-	-	1	1
F-106	4	-	-	1	2	1	1	2	2	-	1	-	-
<u>TRAINER - TOTAL</u>	27	10	13	3	8	-	1	8	10	-	3	6	9
<u>Jet - Total</u>	26	10	12	3	7	-	1	8	9	-	3	5	8
T-33	22	10	11	3	6	-	1	7	8	-	3	3	6
T-37	4	-	1	1	1	-	-	1	1	-	-	2	2
<u>Reciprocating - Total</u>	1	-	1	-	1	-	-	-	1	-	-	1	1
T-28	1	-	1	-	1	-	-	-	1	-	-	1	1
<u>HELICOPTER - TOTAL</u>	5	3	4	-	2	-	-	1	1	-	-	1	2
<u>Turboprop - Total</u>	2	1	1	-	1	-	-	1	1	-	-	-	-
H-43B	2	1	1	-	1	-	-	1	1	-	-	-	-
<u>Reciprocating - Total</u>	3	2	3	-	1	-	-	-	-	-	-	1	3
H-21	3	2	3	-	1	-	-	-	-	-	-	1	3

a/ There is only one primary causing factor per accident. Since many accidents have multiple causes that total of "all" causes may exceed the total major accidents.
b/ Includes other crew member error, other personnel, miscellaneous unsafe conditions, weather and undetermined.

Source: Deputy Inspector General For Safety - Norton Air Force Base, California

TABLE 13 - MAJOR AIRCRAFT ACCIDENTS BY TYPE AND MODEL AIRCRAFT, BY RELATED FACTOR,
WORLD-WIDE, BY QUARTER - FY 1961

(Includes United States Air Force, Air National Guard, Air Force Reserve, Military Air Transport Service Navy Units, and Civil Air Patrol Aircraft in the United States Air Force inventory)

TYPE AND MODEL	MAJOR ACCIDENTS	RELATED FACTORS ^{a/}							
		Fire Before Accidents	Fire After Accidents	Forced Landing	Fuel Exhaustion	Engine Stoppage	Ground Control Instrument Approach	Gear Failed to Extend	Other
<u>FY 1961 - TOTAL</u>	<u>440</u>	<u>35</u>	<u>215</u>	<u>26</u>	<u>16</u>	<u>121</u>	<u>42</u>	<u>5</u>	<u>46</u>
FIRST QUARTER (1 Jul 1960 Through 30 Sep 1960)									
<u>TOTAL</u>	<u>113</u>	<u>11</u>	<u>54</u>	<u>9</u>	<u>4</u>	<u>24</u>	<u>12</u>	<u>2</u>	<u>14</u>
<u>BOMBER - TOTAL</u>	<u>9</u>	<u>2</u>	<u>2</u>	-	-	<u>2</u>	<u>2</u>	-	<u>1</u>
<u>Jet - Total</u>	<u>7</u>	<u>2</u>	<u>2</u>	-	-	<u>2</u>	<u>1</u>	-	<u>1</u>
B-47	<u>4</u>	<u>2</u>	<u>1</u>	-	-	<u>2</u>	<u>1</u>	-	<u>1</u>
B-57	<u>1</u>	-	-	-	-	-	-	-	-
B-66	<u>2</u>	-	<u>1</u>	-	-	-	-	-	-
<u>Reciprocating - Total</u>	<u>2</u>	-	<u>1</u>	-	-	-	<u>1</u>	-	-
B-50	<u>2</u>	-	<u>1</u>	-	-	-	<u>1</u>	-	-
<u>CARGO - TOTAL</u>	<u>11</u>	<u>1</u>	<u>3</u>	<u>1</u>	-	<u>2</u>	<u>2</u>	-	<u>2</u>
<u>Reciprocating - Total</u>	<u>11</u>	<u>1</u>	<u>3</u>	<u>1</u>	-	<u>2</u>	<u>2</u>	-	<u>2</u>
C-47/53 (C117)	<u>5</u>	<u>1</u>	<u>1</u>	<u>1</u>	-	<u>2</u>	<u>1</u>	-	<u>1</u>
C-97	<u>1</u>	-	-	-	-	-	-	-	-
C-118	<u>1</u>	-	-	-	-	-	-	-	-
C-119	<u>2</u>	-	-	-	-	-	-	-	-
C-123	<u>1</u>	-	-	-	-	-	-	-	-
<u>FIGHTER - TOTAL</u>	<u>61</u>	<u>6</u>	<u>35</u>	<u>4</u>	<u>2</u>	<u>12</u>	<u>3</u>	<u>1</u>	<u>9</u>
F-84F/K	<u>5</u>	-	<u>2</u>	-	-	<u>1</u>	-	-	<u>2</u>
F-86D/L	<u>6</u>	<u>1</u>	<u>5</u>	<u>2</u>	<u>1</u>	<u>3</u>	-	-	<u>1</u>
F-86H	<u>1</u>	-	<u>1</u>	-	-	-	-	-	-
F-89	<u>2</u>	<u>1</u>	-	-	-	<u>1</u>	-	-	-
F-100	<u>24</u>	<u>3</u>	<u>13</u>	<u>2</u>	-	<u>3</u>	<u>1</u>	-	<u>2</u>
F-101	<u>10</u>	-	<u>7</u>	-	<u>1</u>	<u>1</u>	<u>2</u>	-	<u>3</u>
F-102	<u>7</u>	-	<u>4</u>	-	-	<u>1</u>	-	-	<u>3</u>
F-104	<u>2</u>	-	<u>2</u>	-	-	-	-	-	-
F-105	<u>3</u>	<u>1</u>	<u>1</u>	-	-	<u>2</u>	-	-	<u>2</u>
F-106	<u>1</u>	-	-	-	-	-	-	<u>1</u>	-
<u>TRAINER - TOTAL</u>	<u>22</u>	<u>1</u>	<u>13</u>	<u>1</u>	<u>1</u>	<u>5</u>	<u>5</u>	<u>1</u>	<u>2</u>
<u>Jet - Total</u>	<u>20</u>	<u>1</u>	<u>13</u>	<u>1</u>	<u>1</u>	<u>5</u>	<u>5</u>	<u>1</u>	<u>1</u>
T-33	<u>17</u>	<u>1</u>	<u>8</u>	<u>1</u>	<u>1</u>	<u>5</u>	<u>5</u>	<u>1</u>	<u>1</u>
T-37	<u>3</u>	-	<u>3</u>	-	-	-	-	-	-
<u>Reciprocating - Total</u>	<u>2</u>	-	<u>2</u>	-	-	-	-	-	-
T-29	<u>2</u>	-	<u>2</u>	-	-	-	-	-	-
<u>LIAISON - TOTAL</u>	<u>2</u>	-	-	-	-	-	-	-	-
L-20	<u>2</u>	-	-	-	-	-	-	-	-
<u>HELICOPTER - TOTAL</u>	<u>6</u>	-	-	<u>3</u>	<u>1</u>	<u>3</u>	-	-	-
<u>Turborotor - Total</u>	<u>3</u>	-	-	<u>1</u>	-	<u>1</u>	-	-	-
H-43	<u>3</u>	-	-	<u>1</u>	-	<u>1</u>	-	-	-
<u>Reciprocating - Total</u>	<u>3</u>	-	-	<u>2</u>	<u>1</u>	<u>2</u>	-	-	-
H-19	<u>2</u>	-	-	<u>2</u>	<u>1</u>	<u>2</u>	-	-	-
H-21	<u>1</u>	-	-	-	-	-	-	-	-
<u>MISCELLANEOUS - TOTAL</u>	<u>2</u>	<u>1</u>	-	-	-	-	-	-	-
SA-16	<u>1</u>	<u>1</u>	-	-	-	-	-	-	-
Other	<u>1</u>	<u>1</u>	-	-	-	-	-	-	-

TABLE 13 - MAJOR AIRCRAFT ACCIDENTS BY TYPE AND MODEL AIRCRAFT, BY RELATED FACTOR, WORLD-WIDE, BY QUARTER - FY 1961 (CONTINUED)

TYPE AND MODEL	MAJOR ACCIDENTS	RELATED FACTORS a/							
		Fire Before Accidents	Fire After Accidents	Forced Landing	Fuel Exhaustion	Engine Stoppage	Ground Control Instrument Approach	Gear Failed to Extend	Other
SECOND QUARTER (1 Oct 1960 Through 31 Dec 1960)									
<u>TOTAL</u>	88	5	44	6	2	21	5	2	7
<u>BOMBER - TOTAL</u>	10	-	6	-	-	1	1	-	-
<u>Jet - Total</u>	8	-	5	-	-	1	1	-	-
B-47	3	-	2	-	-	-	1	-	-
B-52	2	-	2	-	-	-	-	-	-
B-57	1	-	-	-	-	-	-	-	-
B-66	2	-	1	-	-	1	-	-	-
<u>Reciprocating - Total</u>	2	-	1	-	-	-	-	-	-
B-26	1	-	-	-	-	-	-	-	-
B-50	1	-	1	-	-	-	-	-	-
<u>CARGO - TOTAL</u>	6	1	3	1	-	3	1	-	-
<u>Jet - Total</u>	1	-	1	-	-	-	1	-	-
C-135	1	-	1	-	-	-	1	-	-
<u>Turboprop - Total</u>	1	-	-	-	-	-	-	-	-
C-130	1	-	-	-	-	-	-	-	-
<u>Reciprocating - Total</u>	4	1	2	1	-	3	-	-	-
C-97	1	1	-	1	-	1	-	-	-
C-121	1	-	1	-	-	1	-	-	-
C-123	1	-	-	-	-	-	-	-	-
C-131	1	-	1	-	-	1	-	-	-
<u>FIGHTER (ALL JET) - TOTAL</u>	52	4	24	1	1	10	3	2	7
F-84F/K	5	-	4	-	-	-	-	-	1
F-86D/L	5	-	2	-	-	2	-	-	-
F-86 (Other)	1	-	-	-	-	-	-	-	-
F-89	1	-	-	-	-	-	-	-	-
F-100	22	1	12	-	-	2	3	-	4
F-101	9	1	2	-	-	3	-	1	2
F-102	4	1	1	-	-	1	-	-	-
F-104	2	-	2	-	1	1	-	1	-
F-105	1	1	-	-	-	-	-	-	-
F-106	2	-	1	1	-	1	-	-	-
<u>TRAINER - TOTAL</u>	17	-	10	4	1	6	-	-	-
<u>Jet - Total</u>	17	-	10	4	1	6	-	-	-
T-33	14	-	8	4	1	5	-	-	-
T-37	3	-	2	-	-	1	-	-	-
<u>HELICOPTER - TOTAL</u>	2	-	-	-	-	-	-	-	-
<u>Turborotor - Total</u>	1	-	-	-	-	-	-	-	-
H-43B	1	-	-	-	-	-	-	-	-
<u>Reciprocating - Total</u>	1	-	-	-	-	-	-	-	-
H-19	1	-	-	-	-	-	-	-	-
<u>MISCELLANEOUS - TOTAL</u>	1	-	1	-	-	1	-	-	-
SA-16	1	-	1	-	-	1	-	-	-

TABLE 13 - MAJOR AIRCRAFT ACCIDENTS BY TYPE AND MODEL AIRCRAFT, BY RELATED FACTOR, WORLD-WIDE, BY QUARTER - FY 1961 (CONTINUED)

TYPE AND MODEL	MAJOR ACCIDENTS	RELATED FACTORS a/							Other
		Fire Before Accidents	Fire After Accidents	Forced Landing	Fuel Exhaustion	Engine Stoppage	Ground Control Instrument Approach	Gear Failed to Extend	
THIRD QUARTER (1 Jan 1961 Through 31 Mar 1961)									
<u>TOTAL</u>	120	8	55	7	6	37	14	-	13
<u>BOMBER - TOTAL</u>	16	-	12	-	1	3	2	-	2
<u>Jet - Total</u>	14	-	11	-	1	3	1	-	1
B-47	4	-	5	-	-	1	-	-	-
B-52	4	-	4	-	1	1	-	-	-
B-57	1	-	1	-	-	-	-	-	-
B-66	3	-	1	-	-	1	1	-	1
<u>Reciprocating - Total</u>	2	-	1	-	-	-	1	-	1
B-50	2	-	1	-	-	-	1	-	1
<u>CARGO - TOTAL</u>	15	-	7	3	1	5	3	-	2
<u>Jet - Total</u>	1	-	1	-	-	1	1	-	-
C-135	1	-	1	-	-	1	1	-	-
<u>Reciprocating - Total</u>	14	-	6	3	1	4	3	-	2
C-47/53(C-117)	4	-	1	3	1	3	2	-	-
C-54	1	-	-	-	-	-	-	-	-
C-97	1	-	1	-	-	-	-	-	-
C-118	1	-	-	-	-	-	-	-	-
C-119	2	-	1	-	-	-	-	-	-
C-121	1	-	1	-	-	-	-	-	-
C-123	3	-	1	-	-	1	-	-	2
C-124	1	-	1	-	-	-	1	-	-
<u>FIGHTER (ALL JET) - TOTAL</u>	54	7	22	1	2	21	5	-	6
F-84F/K	2	1	-	1	-	2	2	-	-
F-86D/L	2	1	1	-	-	1	-	-	-
F-89	2	-	2	-	-	1	-	-	1
F-100	22	4	9	-	1	7	2	-	2
F-101	5	1	1	-	-	1	1	-	1
F-102	11	-	4	1	1	3	2	-	1
F-104	5	-	3	-	-	4	-	-	-
F-105	1	-	-	-	-	-	-	-	-
F-106	4	-	2	-	-	2	-	-	1
<u>TRAINER - TOTAL</u>	29	1	14	1	2	6	4	-	3
<u>Jet - Total</u>	26	1	14	1	2	5	4	-	2
T-33	25	1	14	1	2	5	4	-	2
T-37	1	-	-	-	-	-	-	-	-
<u>Reciprocating - Total</u>	3	-	-	-	-	1	-	-	1
T-28	2	-	-	-	-	1	-	-	1
T-29	1	-	-	-	-	-	-	-	-
<u>LIAISON - TOTAL</u>	1	-	-	-	-	-	-	-	-
L-20	1	-	-	-	-	-	-	-	-
<u>UTILITY - TOTAL</u>	1	-	-	-	-	-	-	-	-
U-3	1	-	-	-	-	-	-	-	-
<u>HELICOPTER - TOTAL</u>	4	-	-	2	-	2	-	-	-
<u>Reciprocating - Total</u>	4	-	-	2	-	2	-	-	-
H-19	2	-	-	-	-	-	-	-	-
H-21	2	-	-	2	-	2	-	-	-

TABLE 13 - MAJOR AIRCRAFT ACCIDENTS BY TYPE AND MODEL AIRCRAFT, BY RELATED FACTOR, WORLD-WIDE, BY QUARTER - FY 1961 (CONTINUED)

TYPE AND MODEL	MAJOR ACCIDENTS	RELATED FACTORS ^{a/}							
		Fire Before Accidents	Fire After Accidents	Forced Landing	Fuel Exhaustion	Engine Stoppage	Ground Control Instrument Approach	Gear Failed to Extend	Other
FOURTH QUARTER (1Apr 1961 Through 30 Jun 1961)									
<u>TOTAL</u>	<u>119</u>	<u>11</u>	<u>62</u>	<u>4</u>	<u>4</u>	<u>39</u>	<u>11</u>	<u>1</u>	<u>12</u>
<u>BOMBER - TOTAL</u>	<u>7</u>	-	<u>6</u>	-	-	<u>2</u>	-	-	-
<u>Jet - Total</u>	<u>7</u>	-	<u>6</u>	-	-	<u>2</u>	-	-	-
B-47	3	-	3	-	-	2	-	-	-
B-52	1	-	1	-	-	-	-	-	-
B-57	1	-	1	-	-	-	-	-	-
B-58	1	-	1	-	-	-	-	-	-
B-66	1	-	1	-	-	-	-	-	-
<u>CARGO - TOTAL</u>	<u>12</u>	<u>2</u>	<u>4</u>	<u>1</u>	-	<u>4</u>	<u>1</u>	-	<u>1</u>
<u>Turboprop - Total</u>	<u>5</u>	-	<u>1</u>	<u>1</u>	-	<u>1</u>	<u>1</u>	-	<u>1</u>
C-130	3	-	1	-	-	1	1	-	1
C-133	2	-	-	-	-	-	-	-	-
<u>Reciprocating - Total</u>	<u>7</u>	<u>2</u>	<u>3</u>	<u>1</u>	-	<u>3</u>	-	-	-
C-47/53 (C-117)	3	-	2	1	-	1	-	-	-
C-54	1	1	-	-	-	1	-	-	-
C-119	1	1	-	-	-	-	-	-	-
C-123	1	-	-	-	-	-	-	-	-
C-124	1	-	1	-	-	1	-	-	-
<u>FIGHTER (ALL JET) - TOTAL</u>	<u>68</u>	<u>6</u>	<u>36</u>	-	<u>1</u>	<u>21</u>	<u>8</u>	<u>1</u>	<u>6</u>
F-80	1	-	-	-	-	-	-	-	-
F-84	5	-	3	-	-	2	-	-	1
F-86D/L	4	-	2	-	-	3	-	-	-
F-86H	3	-	2	-	-	1	-	-	-
F-100	21	4	13	-	-	7	1	-	3
F-101	9	-	2	-	-	1	2	-	-
F-102	7	-	3	-	-	-	3	-	1
F-104	10	1	5	-	-	3	-	-	1
F-105	3	-	2	-	1	1	-	-	1
F-106	4	-	3	-	-	2	2	1	-
<u>TRAINING - TOTAL</u>	<u>27</u>	<u>3</u>	<u>15</u>	<u>2</u>	<u>3</u>	<u>12</u>	<u>2</u>	-	<u>4</u>
<u>Jet - Total</u>	<u>26</u>	<u>3</u>	<u>14</u>	<u>2</u>	<u>3</u>	<u>12</u>	<u>2</u>	-	<u>4</u>
T-33	22	2	11	2	3	11	2	-	4
T-37	4	1	3	-	-	1	-	-	-
<u>Reciprocating - Total</u>	<u>1</u>	-	<u>1</u>	-	-	-	-	-	-
T-28	1	-	1	-	-	-	-	-	-
<u>HELICOPTER - TOTAL</u>	<u>5</u>	-	<u>1</u>	<u>1</u>	-	-	-	-	<u>1</u>
<u>Turboprotor - Total</u>	<u>2</u>	-	-	<u>1</u>	-	-	-	-	<u>1</u>
H-43B	2	-	-	1	-	-	-	-	1
<u>Reciprocating - Total</u>	<u>3</u>	-	<u>1</u>	-	-	-	-	-	-
H-21	3	-	1	-	-	-	-	-	-

^{a/} None, one, or more than one of these factors may be involved in any one aircraft accident.

Source: Deputy Inspector General For Safety - Norton Air Force Base, California

[REDACTED]

**TABLE 14 - MAJOR AIRCRAFT ACCIDENTS BY TYPE AND MODEL AIRCRAFT, BY PHASE OF OPERATION,
WORLD-WIDE, BY QUARTER - FY 1961**

(Includes United States Air Force, Air Force Reserve, Military Air Transport Service Navy Units, and Civil Air Patrol Aircraft in the United States Air Force Inventory)

TYPE AND MODEL	MAJOR ACCIDENTS	TAXIING	TAKE-OFF	IN FLIGHT	LANDING	GO AROUND	MISCELLANEOUS	UNDETERMINED
<u>TOTAL - FY 1961</u>	<u>440</u>	<u>8</u>	<u>67</u>	<u>176</u>	<u>167</u>	<u>17</u>	<u>5</u>	-
FIRST QUARTER (1 Jul 1960 through 30 Sep 1960)								
<u>FIRST QUARTER - TOTAL</u>	<u>113</u>	<u>2</u>	<u>19</u>	<u>42</u>	<u>46</u>	<u>2</u>	<u>2</u>	-
<u>BOMBER - TOTAL</u>	<u>9</u>	-	<u>1</u>	<u>4</u>	<u>3</u>	-	<u>1</u>	-
<u>Jet - Total</u>	<u>7</u>	-	<u>1</u>	<u>2</u>	<u>1</u>	-	<u>1</u>	-
B-47	<u>4</u>	-	<u>1</u>	<u>2</u>	<u>1</u>	-	-	-
B-57	<u>1</u>	-	-	-	<u>1</u>	-	-	-
B-66	<u>2</u>	-	-	<u>1</u>	-	-	<u>1</u>	-
<u>Reciprocating - Total</u>	<u>2</u>	-	-	<u>1</u>	<u>1</u>	<u>1</u>	-	-
B-50	<u>2</u>	-	-	<u>1</u>	<u>1</u>	<u>1</u>	-	-
<u>CARGO - TOTAL</u>	<u>11</u>	<u>2</u>	<u>1</u>	<u>2</u>	<u>5</u>	-	<u>1</u>	-
<u>Reciprocating - Total</u>	<u>11</u>	<u>2</u>	<u>1</u>	<u>2</u>	<u>3</u>	-	<u>1</u>	-
C-47/53 (C-117)	<u>5</u>	-	-	<u>2</u>	<u>3</u>	-	-	-
C-97	<u>2</u>	-	-	-	<u>2</u>	-	-	-
C-118	<u>1</u>	-	-	-	-	-	<u>1</u>	-
C-119	<u>2</u>	-	-	-	-	-	-	-
C-123	<u>1</u>	-	<u>1</u>	-	-	-	-	-
<u>FIGHTER (ALL JET) - TOTAL</u>	<u>61</u>	-	<u>10</u>	<u>25</u>	<u>24</u>	<u>2</u>	-	-
F-84F/K	<u>5</u>	-	-	<u>4</u>	<u>1</u>	<u>1</u>	-	-
F-86D/L	<u>6</u>	-	<u>1</u>	<u>3</u>	<u>2</u>	-	-	-
F-86H	<u>1</u>	-	-	<u>1</u>	-	-	-	-
F-89	<u>2</u>	-	-	<u>1</u>	<u>1</u>	-	-	-
F-100	<u>24</u>	-	<u>4</u>	<u>6</u>	<u>13</u>	<u>1</u>	-	-
F-101	<u>10</u>	-	<u>3</u>	<u>4</u>	<u>2</u>	<u>1</u>	-	-
F-102	<u>7</u>	-	<u>2</u>	<u>3</u>	<u>2</u>	-	-	-
F-104	<u>2</u>	-	-	<u>1</u>	<u>1</u>	-	-	-
F-105	<u>3</u>	-	-	<u>2</u>	<u>1</u>	-	-	-
F-106	<u>1</u>	-	-	-	<u>1</u>	-	-	-
<u>TRAINER - TOTAL</u>	<u>22</u>	-	<u>4</u>	<u>9</u>	<u>9</u>	-	-	-
<u>Jet - Total</u>	<u>20</u>	-	<u>4</u>	<u>9</u>	<u>7</u>	-	-	-
T-33	<u>17</u>	-	<u>4</u>	<u>7</u>	<u>6</u>	-	-	-
T-37	<u>3</u>	-	-	<u>2</u>	<u>1</u>	-	-	-
<u>Reciprocating - Total</u>	<u>2</u>	-	-	-	<u>2</u>	-	-	-
T-29	<u>2</u>	-	-	-	<u>2</u>	-	-	-
<u>LIAISON - TOTAL</u>	<u>2</u>	-	-	-	<u>2</u>	-	-	-
L-20	<u>2</u>	-	-	-	<u>2</u>	-	-	-
<u>HELICOPTER - TOTAL</u>	<u>6</u>	-	<u>3</u>	<u>1</u>	<u>2</u>	-	-	-
<u>Turborotor - Total</u>	<u>3</u>	-	<u>3</u>	-	-	-	-	-
H-43B	<u>3</u>	-	<u>3</u>	-	-	-	-	-
<u>Reciprocating - Total</u>	<u>3</u>	-	-	<u>1</u>	<u>2</u>	-	-	-
H-19	<u>2</u>	-	-	<u>1</u>	<u>1</u>	-	-	-
H-21	<u>1</u>	-	-	-	<u>1</u>	-	-	-
<u>MISCELLANEOUS - TOTAL</u>	<u>2</u>	-	-	<u>1</u>	<u>1</u>	-	-	-
SA-16	<u>1</u>	-	-	-	<u>1</u>	-	-	-
Other	<u>1</u>	-	-	<u>1</u>	-	-	-	-

[REDACTED]

TABLE 14 - MAJOR AIRCRAFT ACCIDENTS BY TYPE AND MODEL AIRCRAFT, BY PHASE OF OPERATION, WORLD-WIDE, BY QUARTER - FY 1961 (CONTINUED)

TYPE AND MODEL	MAJOR ACCIDENTS	TAXIING	TAKE-OFF	IN FLIGHT	LANDING	GO AROUND	MISCELLANEOUS	UNDETERMINED
SECOND QUARTER (1 Oct 1960 through 31 Dec 1960)								
<u>SECOND QUARTER - TOTAL</u>	<u>88</u>	<u>2</u>	<u>12</u>	<u>35</u>	<u>37</u>	<u>1</u>	<u>1</u>	-
<u>BOMBER - TOTAL</u>	<u>10</u>	-	<u>2</u>	<u>3</u>	<u>5</u>	-	-	-
<u>Jet - Total</u>	<u>8</u>	-	<u>1</u>	<u>3</u>	<u>4</u>	-	-	-
B-47	3	-	-	1	2	-	-	-
B-52	2	-	-	2	-	-	-	-
B-57	1	-	-	-	1	-	-	-
B-66	2	-	-	1	1	-	-	-
<u>Reciprocating - Total</u>	<u>2</u>	-	<u>1</u>	-	<u>1</u>	-	-	-
B-26	1	-	-	-	1	-	-	-
B-50	1	-	1	-	-	-	-	-
<u>CARGO - TOTAL</u>	<u>6</u>	-	<u>1</u>	<u>1</u>	<u>3</u>	-	<u>1</u>	-
<u>Jet - Total</u>	<u>1</u>	-	-	-	<u>1</u>	-	-	-
C-135	1	-	-	-	1	-	-	-
<u>Turboprop - Total</u>	<u>1</u>	-	-	-	-	-	<u>1</u>	-
C-130	1	-	-	-	-	-	1	-
<u>Reciprocating - Total</u>	<u>4</u>	-	<u>1</u>	<u>1</u>	<u>2</u>	-	-	-
C-97	1	-	-	-	1	-	-	-
C-121	1	-	-	1	-	-	-	-
C-123	1	-	-	-	1	-	-	-
C-131	1	-	1	-	-	-	-	-
<u>FIGHTER (ALL JET) - TOTAL</u>	<u>52</u>	<u>2</u>	<u>7</u>	<u>25</u>	<u>18</u>	-	-	-
F-84F/K	5	-	1	3	1	-	-	-
F-86D/L	5	1	-	2	2	-	-	-
F-86 (Other)	1	-	-	1	-	-	-	-
F-89	1	-	-	-	1	-	-	-
F-100	22	1	4	9	8	-	-	-
F-101	9	-	1	5	3	-	-	-
F-102	4	-	1	2	1	-	-	-
F-104	2	-	-	2	-	-	-	-
F-105	1	-	-	1	-	-	-	-
F-106	2	-	-	-	2	-	-	-
<u>TRAINER - TOTAL</u>	<u>17</u>	-	<u>2</u>	<u>5</u>	<u>9</u>	<u>1</u>	-	-
<u>Jet - Total</u>	<u>17</u>	-	<u>2</u>	<u>5</u>	<u>9</u>	<u>1</u>	-	-
T-33	14	-	1	4	8	1	-	-
T-37	3	-	1	1	1	-	-	-
<u>HELICOPTER - TOTAL</u>	<u>2</u>	-	-	<u>1</u>	<u>1</u>	-	-	-
<u>Turborotor - Total</u>	<u>1</u>	-	-	-	<u>1</u>	-	-	-
H-43B	1	-	-	-	1	-	-	-
<u>Reciprocating - Total</u>	<u>1</u>	-	-	<u>1</u>	-	-	-	-
H-19	1	-	-	1	-	-	-	-
<u>MISCELLANEOUS - TOTAL</u>	<u>1</u>	-	-	-	<u>1</u>	-	-	-
SA-16	1	-	-	-	1	-	-	-
THIRD QUARTER (1 Jan 1961 through 31 Mar 1961)								
<u>THIRD QUARTER - TOTAL</u>	<u>120</u>	<u>2</u>	<u>14</u>	<u>50</u>	<u>49</u>	<u>4</u>	<u>1</u>	-

TABLE 14 - MAJOR AIRCRAFT ACCIDENTS BY TYPE AND MODEL AIRCRAFT, BY PHASE OF OPERATION, WORLD-WIDE, BY QUARTER - FY 1961 (CONTINUED)

TYPE AND MODEL	MAJOR ACCIDENTS	TAXING	TAKE-OFF	IN FLIGHT	LANDING	GO AROUND	MISCEL- LANEOUS	UNDE- TERMINED
THIRD QUARTER (Continued)								
<u>BOMBER - TOTAL</u>	16	-	3	9	3	-	1	-
<u>Jet - Total</u>	14	-	3	9	1	-	1	-
B-47	6	-	2	4	-	-	-	-
B-52	4	-	-	4	-	-	-	-
B-57	1	-	1	-	-	-	-	-
B-66	3	-	-	1	1	-	1	-
<u>Reciprocating - Total</u>	2	-	-	-	2	-	-	-
B-50	2	-	-	-	2	-	-	-
<u>CARGO - TOTAL</u>	15	1	3	2	8	1	-	-
<u>Jet - Total</u>	1	-	1	-	-	-	-	-
C-135	1	-	1	-	-	-	-	-
<u>Reciprocating - Total</u>	14	1	2	2	8	1	-	-
C-47/53 (C-117)	4	-	1	-	3	-	-	-
C-54	1	-	-	-	1	-	-	-
C-97	1	-	1	-	-	-	-	-
C-118	1	-	-	1	-	-	-	-
C-119	2	1	-	-	1	-	-	-
C-121	1	-	-	1	-	-	-	-
C-123	3	-	-	-	2	1	-	-
C-124	1	-	-	-	1	-	-	-
<u>FIGHTER (ALL JET) - TOTAL</u>	54	1	6	25	21	1	-	-
F-84F/K	2	-	-	1	1	-	-	-
F-86D/L	2	-	-	2	1	-	-	-
F-89	2	-	1	-	1	-	-	-
F-100	22	-	-	12	10	-	-	-
F-101	5	1	-	3	1	-	-	-
F-102	11	-	2	3	5	1	-	-
F-104	5	-	3	1	1	-	-	-
F-105	1	-	-	1	-	-	-	-
F-106	4	-	-	2	2	-	-	-
<u>TRAINER - TOTAL</u>	29	-	1	11	15	2	-	-
<u>Jet - Total</u>	26	-	-	10	14	-	-	-
T-33	25	-	-	9	14	2	-	-
T-37	1	-	-	1	-	-	-	-
<u>Reciprocating - Total</u>	3	-	1	1	1	-	-	-
T-28	2	-	1	1	-	-	-	-
T-29	1	-	-	-	1	-	-	-
<u>LIAISON - TOTAL</u>	1	-	-	-	1	-	-	-
L-20	1	-	-	-	1	-	-	-
<u>UTILITY - TOTAL</u>	1	-	1	-	-	-	-	-
U-3	1	-	1	-	-	-	-	-
<u>HELICOPTER - TOTAL</u>	4	-	-	3	1	-	-	-
<u>Reciprocating - Total</u>	4	-	-	3	1	-	-	-
H-19	2	-	-	1	1	-	-	-
H-21	2	-	-	2	-	-	-	-
FOURTH QUARTER (1 Apr 1961 through 30 Jun 1961)								
<u>FOURTH QUARTER - TOTAL</u>	119	2	22	49	35	10	1	-

TABLE 14 - MAJOR AIRCRAFT ACCIDENTS BY TYPE AND MODEL AIRCRAFT, BY PHASE OF OPERATION, WORLD-WIDE, BY QUARTER - FY 1961 (CONTINUED).

TYPE AND MODEL	MAJOR ACCIDENTS	TAXILING	TAKE-OFF	IN FLIGHT	LANDING	GO AROUND	MISCELLANEOUS	UNDETERMINED
BOMBER - TOTAL	7	-	2	4	1	-	-	-
<u>Jet - Total</u>	7	-	2	4	1	-	-	-
B-47	3	-	1	1	1	-	-	-
B-52	1	-	-	1	-	-	-	-
B-57	1	-	-	1	-	-	-	-
B-58	1	-	-	1	-	-	-	-
B-66	1	-	1	-	-	-	-	-
CARGO - TOTAL	12	1	5	2	2	2	-	-
<u>Turboprop - Total</u>	5	-	1	1	2	1	-	-
C-130	3	-	-	-	2	1	-	-
C-133	2	-	1	1	-	-	-	-
<u>Reciprocating - Total</u>	7	1	4	1	-	1	-	-
C-47/53 (C-117)	3	1	2	-	-	-	-	-
C-54	1	-	-	-	-	1	-	-
C-119	1	-	-	1	-	-	-	-
C-123	1	-	1	-	-	-	-	-
C-124	1	-	1	-	-	-	-	-
FIGHTER (ALL JET) - TOTAL	68	1	9	26	27	4	1	-
F-80	1	-	2	-	1	1	-	-
F-84F/K	5	-	-	3	1	1	-	-
F-86D/L	4	-	1	-	2	1	-	-
F-86H	3	-	-	-	3	-	-	-
F-86 (Other)	1	-	-	-	-	-	1	-
F-100	21	-	3	13	4	1	-	-
F-101	9	-	-	4	5	-	-	-
F-102	7	1	1	1	4	-	-	-
F-104	10	-	3	4	3	-	-	-
F-105	3	-	-	1	2	-	-	-
F-106	4	-	1	-	2	1	-	-
TRAINER - TOTAL	27	-	5	14	4	4	-	-
<u>Jet - Total</u>	26	-	5	14	3	4	-	-
T-33	22	-	5	10	3	4	-	-
T-37	4	-	-	4	-	-	-	-
<u>Reciprocating - Total</u>	1	-	-	-	1	-	-	-
T-28	1	-	-	-	1	-	-	-
HELICOPTER - TOTAL	5	-	1	3	1	-	-	-
<u>Turborotor - Total</u>	2	-	-	1	1	-	-	-
H-43B	2	-	-	1	1	-	-	-
<u>Reciprocating - Total</u>	3	-	1	2	-	-	-	-
H-21	3	-	1	2	-	-	-	-

Source: Deputy Inspector General For Safety - Norton Air Force Base, California

TABLE 15 - PERSONNEL FATALITIES AND INJURIES IN AIRCRAFT ACCIDENTS BY TYPE AND MODEL AIRCRAFT, WORLD-WIDE, BY QUARTER - FY 1961

(Includes United States Air Force, Air National Guard, Air Force Reserve, Military Air Transport Navy Units and Civil Air Patrol Aircraft in the United States Air Force Inventory)

TYPE AND MODEL AIRCRAFT	ALL PERSONNEL INJURIES				USAF RATED PERSONNEL INJURIES			
	Total	Fatal	Major	Minor	Total	Fatal	Major	Minor
FY 1961 - TOTAL	529	347	98	84	232	136	48	48
FIRST QUARTER (1 Jul 1960 Through 30 Sep 1960)								
TOTAL	91	64	14	13	47	26	10	11
BOMBER - TOTAL	20	14	2	4	8	4	1	3
Jet - Total	9	3	2	4	6	2	1	3
B-47	9	3	2	4	6	2	1	3
Reciprocating - Total	11	11	-	-	2	2	-	-
B-50	11	11	-	-	2	2	-	-
CARGO - TOTAL	29	27	2	-	6	5	1	-
Reciprocating - Total	29	27	2	-	6	5	1	-
C-47/53 (C-117)	19	18	1	-	2	2	-	-
C-97	1	-	1	-	1	-	1	-
C-123	9	9	-	-	3	3	-	-
FIGHTER (ALL JET) - TOTAL	28	17	7	4	24	15	5	4
F-84F/K	1	1	-	-	1	1	-	-
F-86D/L	2	1	1	-	2	1	1	-
F-86H	1	1	-	-	1	1	-	-
F-100	10	8	2	-	10	8	2	-
F-101	10	4	3	3	6	2	1	3
F-102	1	1	-	-	1	1	-	-
F-104	1	1	-	-	1	1	-	-
F-105	1	-	1	-	1	-	1	-
F-106	1	-	-	1	1	-	-	1
TRAINER - TOTAL	8	5	1	2	5	2	1	2
Jet - Total	8	5	1	2	5	2	1	2
T-33	6	3	1	2	5	2	1	2
T-37	2	2	-	-	-	-	-	-
MISCELLANEOUS - TOTAL	6	1	2	3	4	-	2	2
SA-16	5	1	1	3	3	-	1	2
Other	1	-	1	-	1	-	1	-
SECOND QUARTER (1 Oct 1960 Through 31 Dec 1960)								
TOTAL	130	85	32	13	41	24	10	7
BOMBERS - TOTAL	26	13	6	5	10	4	2	4
Jet - Total	19	6	6	5	8	4	2	4
B-47	7	5	1	1	3	2	1	1
B-52	12	1	7	4	5	-	1	4
Reciprocating - Total	7	7	-	-	2	2	-	-
B-50	7	7	-	-	2	2	-	-
CARGO - TOTAL	70	50	15	5	2	2	-	-
Jet - Total	4	1	-	-	2	2	-	-
C-135	4	1	-	-	2	2	-	-
Reciprocating - Total	66	49	15	5	2	2	-	-
C-97	2	-	-	-	2	2	-	-
C-131	64	49	15	5	2	2	-	-

[REDACTED]

TABLE 15 - PERSONNEL FATALITIES AND INJURIES IN AIRCRAFT ACCIDENTS BY TYPE AND MODEL AIRCRAFT, WORLD-WIDE, BY QUARTER - FY 1961 (CONTINUED)

TYPE AND MODEL AIRCRAFT	ALL PERSONNEL INJURIES				USAF RATED PERSONNEL INJURIES			
	Total	Fatal	Major	Minor	Total	Fatal	Major	Minor
SECOND QUARTER (Continued)								
<u>FIGHTER (ALL JET) - TOTAL</u>	<u>19</u>	<u>13</u>	<u>4</u>	<u>2</u>	<u>18</u>	<u>12</u>	<u>4</u>	<u>2</u>
F-84F/K	4	3	-	1	3	2	-	1
F-86D/L	1	1	-	-	1	1	-	-
F-100	8	6	2	-	8	6	2	-
F-101	2	2	-	-	2	2	-	-
F-102	1	1	-	-	1	1	-	-
F-104	1	-	-	1	1	-	-	1
F-105	1	-	1	-	1	-	1	-
F-106	1	-	1	-	1	-	1	-
<u>TRAINER - TOTAL</u>	<u>13</u>	<u>8</u>	<u>4</u>	<u>1</u>	<u>9</u>	<u>5</u>	<u>3</u>	<u>1</u>
Jet - Total	<u>13</u>	<u>8</u>	<u>4</u>	<u>1</u>	<u>9</u>	<u>5</u>	<u>3</u>	<u>1</u>
T-33	11	6	4	1	9	5	3	1
T-37	2	2	-	-	-	-	-	-
<u>MISCELLANEOUS - TOTAL</u>	<u>2</u>	<u>1</u>	<u>1</u>	<u>-</u>	<u>2</u>	<u>1</u>	<u>1</u>	<u>-</u>
SA-16	2	1	1	-	2	1	1	-
THIRD QUARTER (1 Jan 1961 Through 31 Mar 1961)								
<u>TOTAL</u>	<u>170</u>	<u>110</u>	<u>24</u>	<u>36</u>	<u>78</u>	<u>47</u>	<u>15</u>	<u>16</u>
<u>BOMBER - TOTAL</u>	<u>53</u>	<u>42</u>	<u>6</u>	<u>5</u>	<u>20</u>	<u>16</u>	<u>1</u>	<u>3</u>
Jet - Total	<u>44</u>	<u>33</u>	<u>6</u>	<u>5</u>	<u>18</u>	<u>14</u>	<u>1</u>	<u>3</u>
B-47	17	16	1	-	10	10	-	-
B-52	24	14	5	5	7	3	1	3
B-66	3	3	-	-	1	1	-	-
<u>Reciprocating - Total</u>	<u>9</u>	<u>9</u>	<u>-</u>	<u>-</u>	<u>2</u>	<u>2</u>	<u>-</u>	<u>-</u>
B-50	9	9	-	-	2	2	-	-
<u>CARGO - TOTAL</u>	<u>66</u>	<u>39</u>	<u>4</u>	<u>23</u>	<u>14</u>	<u>7</u>	<u>1</u>	<u>6</u>
Jet - Total	<u>3</u>	<u>-</u>	<u>-</u>	<u>3</u>	<u>2</u>	<u>-</u>	<u>-</u>	<u>2</u>
C-135	3	-	-	3	2	-	-	2
<u>Reciprocating - Total</u>	<u>63</u>	<u>39</u>	<u>4</u>	<u>20</u>	<u>12</u>	<u>7</u>	<u>1</u>	<u>4</u>
C-47/53 (C-117)	5	-	-	5	2	-	-	2
C-54	3	-	-	3	-	-	-	-
C-97	5	5	-	-	2	2	-	-
C-118	23	23	-	-	1	1	-	-
C-119	5	5	-	-	2	2	-	-
C-121	6	6	-	-	2	2	-	-
C-123	4	-	1	3	2	-	1	1
C-124	12	-	3	9	1	-	-	1
<u>FIGHTER (ALL JET) - TOTAL</u>	<u>31</u>	<u>19</u>	<u>5</u>	<u>7</u>	<u>28</u>	<u>17</u>	<u>4</u>	<u>7</u>
F-84F/K	1	1	-	-	1	1	-	-
F-86D/L	1	1	-	1	1	-	-	1
F-89	4	2	2	-	2	1	1	-
F-100	7	6	-	1	7	6	-	1
F-101	4	3	-	1	3	2	-	1
F-102	7	3	2	2	7	3	2	2
F-104	2	-	1	1	2	-	1	1
F-105	1	1	-	-	1	1	-	-
F-106	4	3	-	1	4	3	-	1

[REDACTED]

TABLE 15 - PERSONNEL FATALITIES AND INJURIES IN AIRCRAFT ACCIDENTS BY TYPE AND MODEL AIRCRAFT, WORLD-WIDE, BY QUARTER - FY 1961 (CONTINUED)

TYPE AND MODEL AIRCRAFT	ALL PERSONNEL INJURIES				USAF RATED PERSONNEL INJURIES			
	Total	Fatal	Major	Minor	Total	Fatal	Major	Minor
THIRD QUARTER (Continued)								
<u>TRAINER - TOTAL</u>	20	10	9	1	16	7	9	-
<u>Jet - Total</u>	19	9	9	1	16	7	9	-
T-33	19	9	9	1	16	7	9	-
<u>Reciprocating - Total</u>	1	1	-	-	-	-	-	-
T-28	1	1	-	-	-	-	-	-
FOURTH QUARTER (1 Apr 1961 Through 30 Jun 1961)								
<u>TOTAL</u>	138	88	28	22	66	39	13	14
<u>BOMBER - TOTAL</u>	21	13	8	-	10	6	4	-
<u>Jet - Total</u>	21	13	8	-	10	6	4	-
B-47	7	5	5	-	5	4	1	-
B-52	8	3	5	-	2	-	2	-
B-57	2	2	-	-	1	1	-	-
B-58	3	3	-	-	1	1	-	-
B-66	1	-	1	-	1	-	1	-
<u>CARGO - TOTAL</u>	56	43	8	5	11	9	-	2
<u>Turboprop - Total</u>	15	10	2	5	5	1	-	2
C-130	7	-	2	5	2	-	-	2
C-133	8	8	-	-	3	3	-	-
<u>Reciprocating - Total</u>	41	35	6	-	6	6	-	-
C-47/53 (C-117)	18	17	1	-	4	4	-	-
C-119	1	-	-	-	-	-	-	-
C-124	22	18	4	-	2	2	-	-
<u>FIGHTER (ALL JET) - TOTAL</u>	31	19	8	4	26	15	8	3
F-84F/K	2	1	1	-	1	-	1	1
F-86D/L	1	-	1	-	1	-	1	-
F-86H	1	-	1	-	1	-	1	-
F-100	8	6	1	1	8	6	1	1
F-101	8	5	2	1	5	3	2	-
F-102	2	1	1	-	2	1	1	-
F-104	7	5	1	1	6	4	1	1
F-105	1	1	-	-	1	1	-	-
F-106	1	-	-	1	1	-	-	1
<u>TRAINER - TOTAL</u>	21	10	4	7	15	8	1	6
<u>Jet - Total</u>	20	10	3	7	15	8	1	6
T-33	18	8	3	7	14	7	1	6
T-37	2	2	-	-	1	1	-	-
<u>Reciprocating - Total</u>	1	-	1	-	-	-	-	-
T-28	1	-	1	-	-	-	-	-
<u>HELICOPTER - TOTAL</u>	8	2	-	6	4	1	-	3
<u>Reciprocating - Total</u>	8	2	-	6	4	1	-	3
H-21	8	2	-	6	4	1	-	3
<u>NON-USAF - TOTAL</u>	1	1	-	-	-	-	-	-
Hawker	1	1	-	-	-	-	-	-

Source: Statistics and Reports Division, Directorate of Data Systems and Statistics, Comptroller of the Air Force.

SAFETY (CONTINUED)

GROUND SAFETY

INTRODUCTION

The tables included in this section are USAF Ground Accident statistics approved and directed by the Air Force Regulation 32-1, dated, 12 August 1960. In establishing the reporting system, standardized cost factors and definitions have been approved. The present standard accident costs for injuries and fatalities were established by the Air Force Regulation 32-2, dated, 18 April 1956.

DEFINITIONSACCIDENT, GROUND

Any accident which occurs on or off an Air Force installation, base, or site which involves Air Force military personnel, Air Force civilian personnel on duty, or Air Force property. Reference paragraph 3, Air Force Regulation 32-2, dated 18 April 1956.

ACCIDENT, PRIVATE MOTOR VEHICLE

A motor vehicle accident involving only non-Air Force motor vehicles, or, if both Air Force and non-Air Force vehicles were involved, the Air Force motor vehicle was not being operated at the time of the accident. Motor vehicles which are not Air Force property will be considered as private motor vehicles. Vehicles which are the property of Government agencies other than the Air Force will also be considered as private motor vehicles.

ACCIDENT, USAF MOTOR VEHICLES

An accident involving the operating of an Air Force motor vehicle which results in either disabling or non-disabling injury to Air Force personnel and/or non-USAF persons and/or damage aggregating \$25.00 or more to Air Force motor vehicles, or to other vehicles or property without regard to ownership.

COST PER CAPITA

Cost per Capita - $\frac{\text{Cost of Injuries} + \text{Cost of Fatalities} + \text{Cost of Property Damage}}{\text{Total Command Strength (Average Military and Average Civilian)}}$

COST YARDSTICK

INJURY	FY 1961	
	Military	Civilian
Non-Disabling	\$ 7.00	\$ 7.00
Temporary Total	30.00/Day	14.00/Day
Permanent Partial	43,000.00	10,500.00
Permanent Total	63,500.00	70,000.00
Fatal	31,500.00	25,000.00

SAFETY (CONTINUED)

GROUND SAFETY (CONTINUED)

DEFINITIONS (CONTINUED)INJURY DISABLING

An injury which results in death, permanent total, permanent partial injury, or temporary total injury which in the opinion of competent medical authority makes it impossible for the injured to return to work or duty at any time during the next calendar day following date of injury.

INJURY, NON-DISABLING

A nondisabling injury is an injury which, although requiring medical attention, would not keep the injured person from performing his regularly assigned duties during the next calendar day or any subsequent day. This type is generally known as a first-aid case.

PERSONNEL, CIVILIAN

Direct hire employees performing personal services to the Air Force and are paid directly by the Air Force.

PERSONNEL, MILITARY

Includes officers and airmen serving on active duty with the Air Force, including Navy personnel under operational control of Military Air Transport Service.

RATES

Frequency rates were computed to the following formulas:

$$\text{Civilian Injury Rate} = \frac{\text{Number of Civilian Disabling and Fatal Injuries} \times 1,000,000}{\text{Total Hours of Civilian Employment}}$$

$$\text{Military Injury Rate (On Duty)} = \frac{\text{Number of Military Disabling and Fatal Injuries "On Duty"} \times 100,000}{\text{Total Military Man-Days of Exposure} \times 1/3}$$

$$\text{Military Injury Rate (Off Duty)} = \frac{\text{Number of Military Disabling and Fatal Injuries "Off Duty"} \times 100,000}{\text{Total Military Man-Days exposure} \times 2/3}$$

$$\text{Military Injury Rate (Total)} = \frac{\text{Total Number of Military and Fatal Injuries} \times 100,000}{\text{Total Military Man-Days Exposure}}$$

$$\text{USAF Motor Vehicle Rate} = \frac{\text{Number of USAF Motor Vehicle Accidents} \times 100,000}{\text{Total USAF Motor Vehicle Mileage}}$$

TABLE 16 - MILITARY AND CIVILIAN GROUND ACCIDENTS BY ACCIDENT CATEGORY, BY COMMAND,
WORLD-WIDE - FY 1961

LOCATION	TOTAL	USAF MOTOR VE- HICLE ACCI- DENTS	PRI- VATE MOTOR VE- HICLE ACCI- DENTS	USAF AIR- CRAFT MAINT- ENANCE	USAF SUPPLY INCL. RELATED ACTIV- ITIES	USAF AIR INSTAL- LATIONS ACTIV- ITIES	ALTER- CATION AND HORSE PLAY	SPORTS	RECRE- ATION	ALL OTHER
<u>WORLD-WIDE - TOTAL</u>	<u>14,740</u>	<u>3,030</u>	<u>2,871</u>	<u>1,263</u>	<u>450</u>	<u>701</u>	<u>114</u>	<u>2,158</u>	<u>517</u>	<u>3,636</u>
Aeronautical Chart and Information Center <u>a/</u>	13	2	-	-	1	3	-	-	-	7
Air Defense Command	1,356	274	361	99	18	68	16	195	29	296
Air Force Accounting and Finance Center	3	-	-	-	-	-	-	-	-	3
Air Force Logistics Command <u>b/</u>	1,847	364	117	358	264	189	5	70	22	458
Air Force Systems Command <u>c/</u>	550	112	75	34	20	43	-	79	19	168
Air Training Command	1,585	260	303	37	17	38	34	269	31	596
Air University	79	23	10	5	-	4	1	10	3	23
Alaskan Air Command (Includes Alaska)	263	95	10	13	4	32	1	39	16	53
Caribbean Air Command	42	9	6	4	1	3	-	12	1	6
Continental Air Command	242	45	25	33	8	21	1	24	3	82
Headquarters Command, USAF	368	145	45	21	5	17	2	34	12	87
Military Air Transport Service	1,609	293	353	172	25	39	4	254	95	374
Office of Aerospace Research <u>d/</u>	-	-	-	-	-	-	-	-	-	-
Pacific Air Forces (Includes Hawaii)	853	226	97	80	10	17	5	175	66	177
Strategic Air Command	3,261	581	759	250	37	162	19	570	102	781
Tactical Air Command	640	135	182	54	15	18	3	81	23	129
USAF Academy <u>e/</u>	61	17	9	-	4	10	-	7	1	13
US Air Force in Europe	1,578	407	397	102	19	35	16	233	79	290
USAF Security Service	281	33	72	-	2	2	6	86	13	67
Miscellaneous	109	9	50	1	-	-	1	20	2	26

a/ Designated as a separate operating agency, 1 July 1960.

b/ Originally Air Materiel Command; redesignated, 1 April 1961.

c/ Originally Air Research and Development Command; redesignated, 1 April 1961.

d/ Originally a part of Research and Development Command; redesignated a separate operating agency, 1 April 1961.

e/ Excludes Cadets.

Source: Assistant for Records and Statistics, Deputy Inspector General for Safety.

**TOTAL 17 - MILITARY PERSONNEL DISABLING AND NON-DISABLING INJURY EXPERIENCE BY COMMAND,
WORLD-WIDE - FY 1961**

LOCATION	DISABLING INJURIES					MAN-DAYS LOST FROM TEMPORARY TOTAL	MAN-DAYS OF EXPOSURE	RATE	NON- DIS- ABLING IN- JURIES
	Total	Fatal	Perma- nent Total	Perma- nent Partial	Tempo- rary Total				
<u>WORLD-WIDE - TOTAL</u>	<u>10,075</u>	<u>510</u>	<u>6</u>	<u>17</u>	<u>9,542</u>	<u>136,281</u>	<u>298,517,382</u>	<u>3.38</u>	<u>68,409</u>
Aeronautical Chart and Information Center <u>a/</u>	1	-	-	-	1	30	98,427	1.02	25
Air Defense Command	1,042	64	2	3	973	15,345	35,439,554	2.94	13,223
Air Force Accounting and Finance Center	-	-	-	-	-	-	27,313	-	-
Air Force Logistics Command <u>b/</u>	289	12	-	-	277	4,024	6,922,296	4.17	1,468
Air Force Systems Command <u>c/</u>	297	12	-	1	284	3,417	8,140,968	3.65	1,194
Air Training Command	1,261	45	-	2	1,214	15,387	46,140,659	2.73	9,759
Air University	49	1	-	-	48	597	3,392,329	1.44	637
Alaskan Air Command (Includes Alaska)	140	7	-	-	133	2,118	4,047,839	3.46	1,544
Caribbean Air Command	33	-	-	-	33	207	449,766	7.34	83
Continental Air Command	113	-	-	-	113	957	2,013,177	5.61	298
Headquarters Command, USAF	177	1	-	-	176	3,319	6,471,431	2.74	939
Military Air Transport Service	1,227	56	-	3	1,168	15,940	33,293,874	3.69	6,068
Office of Aerospace Research <u>d/</u>	-	-	-	-	-	-	32,497	-	-
Pacific Air Forces (Includes Hawaii)	611	13	-	-	598	7,473	13,234,296	4.62	4,105
Strategic Air Command	2,668	165	1	6	2,496	40,359	87,328,420	3.06	18,350
Tactical Air Command	499	26	1	1	471	6,666	16,013,106	3.12	2,594
USAF Academy <u>e/</u>	21	1	-	-	20	84	566,830	3.70	306
US Air Forces in Europe	1,260	67	1	1	1,191	16,212	24,397,243	5.16	5,789
USAF Security Service	272	9	1	-	262	2,644	8,368,649	3.25	2,025
Miscellaneous	115	31	-	-	84	1,502	2,138,708	5.38	2

a/ Designated as a separate operating agency, 1 July 1960.

b/ Originally Air Materiel Command; redesignated, 1 April 1961.

c/ Originally Air Research and Development Command; redesignated, 1 April 1961.

d/ Originally a part of Research and Development Command; redesignated a separate operating agency, 1 April 1961.

e/ Excludes Cadets.

Source: Assistant for Records and Statistics, Deputy Inspector General for Safety.

TABLE 18 - ON-DUTY MILITARY PERSONNEL DISABLING INJURY EXPERIENCE BY COMMAND
WORLD-WIDE - FY 1961

LOCATION	DISABLING INJURIES					TOTAL MAN-DAYS LOST FROM TEMPORARY INJURIES	MAN-DAYS OF EXPOSURE	DIS- ABLING INJURY RATE
	Total	Fatal	Perma- nent Total	Perma- nent Partial	Tempo- rary Total			
<u>WORLD-WIDE - TOTAL</u>	<u>2,608</u>	<u>51</u>	<u>1</u>	<u>4</u>	<u>2,552</u>	<u>27,562</u>	<u>99,505,794</u>	<u>2.62</u>
Aeronautical Chart and Information Center a/	-	-	-	-	-	-	32,809	-
Air Defense Command	252	3	1	-	248	2,487	11,813,185	2.13
Air Force Accounting and Finance Center	-	-	-	-	-	-	9,104	-
Air Force Logistics Command b/ . . .	98	2	-	-	96	1,148	2,307,432	4.25
Air Force Systems Command c/ . . .	74	-	-	-	74	749	2,713,656	2.73
Air Training Command	391	3	-	-	388	3,175	15,380,220	2.54
Air University	12	-	-	-	12	58	1,130,776	1.06
Alaskan Air Command (Includes Alaska)	45	1	-	-	44	773	1,349,280	3.34
Caribbean Air Command	13	-	-	-	13	67	149,922	8.67
Continental Air Command	27	-	-	-	27	242	671,059	4.02
Headquarters Command, USAF	47	-	-	-	47	472	2,157,144	2.18
Military Air Transport Service . . .	289	4	-	1	284	2,843	11,097,958	2.60
Office of Aerospace Research d/ . . .	-	-	-	-	-	-	10,832	-
Pacific Air Forces (Includes Hawaii)	258	4	-	-	254	3,033	4,411,432	5.85
Strategic Air Command	556	12	-	2	542	7,168	29,109,473	1.91
Tactical Air Command	119	1	-	-	118	1,430	5,337,702	2.23
USAF Academy e/	7	-	-	-	7	22	188,943	3.70
US Air Forces in Europe	359	7	-	1	351	3,543	8,132,414	4.41
USAF Security Service	36	-	-	-	36	253	2,789,550	1.29
Miscellaneous	25	14	-	-	11	99	712,903	3.51

a/ Designated as a separate operating agency, 1 July 1960.

b/ Originally Air Materiel Command; redesignated, 1 April 1961.

c/ Originally Air Research and Development Command; redesignated, 1 April 1961.

d/ Originally a part of Research and Development Command; redesignated a separate operating agency, 1 April 1961.

e/ Excludes Cadets.

Source: Assistant for Records and Statistics, Deputy Inspector General for Safety.

TABLE 19 - OFF-DUTY MILITARY PERSONNEL DISABLING INJURY EXPERIENCE BY COMMAND,
WORLD-WIDE - FY 1961

LOCATION	DISABLING INJURIES					MAN-DAYS LOST FROM TEMPORARY TOTAL	MAN-DAYS OF EXPOSURE	DIS- ABLING INJURY RATE
	Total	Fatal	Perma- nent Total	Perma- nent Partial	Tempo- rary Total			
<u>WORLD-WIDE - TOTAL</u>	<u>7,467</u>	<u>459</u>	<u>2</u>	<u>13</u>	<u>6,990</u>	<u>108,719</u>	<u>199,011,588</u>	<u>3.75</u>
Aeronautical Chart and Information Center <u>a/</u>	1	-	-	-	1	30	65,618	1.52
Air Defense Command	790	61	1	3	725	12,858	23,626,370	3.34
Air Force Accounting and Finance Center	-	-	-	-	-	-	18,208	-
Air Force Logistics Command <u>b/</u>	191	10	-	-	181	2,876	4,614,864	4.14
Air Force Systems Command <u>c/</u>	223	12	-	1	210	2,668	5,427,312	4.11
Air Training Command	870	42	-	2	826	12,212	30,760,440	2.83
Air University	37	1	-	-	36	539	2,261,552	1.64
Alaskan Air Command (Includes Alaska)	95	6	-	-	89	1,345	2,698,560	3.52
Caribbean Air Command	20	-	-	-	20	140	299,844	6.67
Continental Air Command	86	-	-	-	86	715	1,342,118	6.41
Headquarters Command, USAF	130	1	-	-	129	2,847	4,314,288	3.01
Military Air Transport Service	938	52	-	2	884	13,097	22,195,916	4.23
Office of Aerospace Research <u>d/</u>	-	-	-	-	-	-	21,664	-
Pacific Air Forces (Includes Hawaii)	353	9	-	-	344	4,440	8,822,864	4.00
Strategic Air Command	2,112	153	1	4	1,954	33,191	58,218,946	3.63
Tactical Air Command	380	25	1	1	353	5,236	10,675,404	3.56
USAF Academy <u>e/</u>	14	1	-	-	13	62	377,886	3.70
US Air Forces in Europe	901	60	1	-	840	12,669	16,264,828	5.54
USAF Security Service	236	9	1	-	226	2,391	5,579,100	4.23
Miscellaneous	90	17	-	-	73	1,403	1,425,806	6.31

a/ Designated as a separate operating agency, 1 July 1960.

b/ Originally Air Materiel Command; redesignated, 1 April 1961.

c/ Originally Air Research and Development Command; redesignated, 1 April 1961.

d/ Originally a part of Research and Development Command; redesignated a separate operating agency, 1 April 1961.

e/ Excludes Cadets.

Source: Assistant for Records and Statistics, Deputy Inspector General for Safety.

TABLE 20 - ON-DUTY CIVILIAN PERSONNEL DISABLING AND NON-DISABLING INJURY EXPERIENCE
BY COMMAND, WORLD-WIDE - FY 1961

LOCATION	DISABLING INJURIES					MAN-DAYS LOST FROM TEMPORARY TOTAL	MAN-DAYS OF EXPOSURE	RATE	NON- DIS- ABLING IN- JURIES
	Total	Fatal	Perma- nent Total	Perma- nent Partial	Tempo- rary Total				
<u>WORLD-WIDE - TOTAL</u>	<u>1,461</u>	<u>8</u>	-	-	<u>1,453</u>	<u>15,184</u>	<u>603,380,853</u>	<u>2.42</u>	<u>40,364</u>
Aeronautical Chart and Information Center <u>a/</u>	10	1	-	-	9	83	6,795,194	1.47	671
Air Defense Command	44	1	-	-	43	1,128	22,163,361	1.99	1,168
Air Force Accounting and Finance Center	3	-	-	-	3	59	3,572,091	.84	145
Air Force Logistics Command <u>b/</u>	896	2	-	-	894	8,044	319,501,758	2.80	29,597
Air Force Systems Command <u>c/</u>	131	-	-	-	131	930	48,544,712	2.70	2,890
Air Training Command	68	-	-	-	68	880	49,858,388	1.36	1,890
Air University	6	-	-	-	6	68	5,039,713	1.19	147
Alaskan Air Command (Includes Alaska)	10	1	-	-	9	152	4,610,561	2.17	247
Caribbean Air Command	-	-	-	-	-	-	356,960	-	-
Continental Air Command	70	-	-	-	70	1,080	19,013,465	3.68	700
Headquarters Command, USAF	33	-	-	-	33	396	12,390,584	2.66	148
Military Air Transport Service	79	-	-	-	79	778	23,806,432	3.32	834
Office of Aerospace Research <u>d/</u>	-	-	-	-	-	-	619,104	-	4
Pacific Air Forces (Includes Hawaii)	13	2	-	-	11	138	8,223,343	1.58	135
Strategic Air Command	62	1	-	-	61	1,021	45,426,662	1.36	887
Tactical Air Command	17	-	-	-	17	215	14,492,201	1.17	553
USAF Academy <u>e/</u>	17	-	-	-	17	179	3,582,298	4.75	192
US Air Forces in Europe	-	-	-	-	-	-	3,504,122	-	35
USAF Security Service	2	-	-	-	2	33	1,841,024	1.09	121
Miscellaneous	-	-	-	-	-	-	10,038,880	-	-

a/ Designed as a separate operating agency, 1 July 1960.

b/ Originally Air Materiel Command; redesignated, 1 April 1961.

c/ Originally Air Research and Development Command; redesignated, 1 April 1961.

d/ Originally a part of Research and Development Command; redesignated a separate operating agency, 1 April 1961.

e/ Excludes Cadets.

Source: Assistant for Records and Statistics, Deputy Inspector General for Safety.

TABLE 21 - USAF MOTOR VEHICLE GROUND ACCIDENT EXPERIENCE AND COST BY COMMAND, WORLD-WIDE - FY 1961

LOCATION	USAF MOTOR VEHICLE EXPERIENCE						COST CHARGED TO USAF MOTOR VEHICLE ACCIDENTS				
	Acci- dents	Miles Operated	Acci- dent Rates	Ve- hicles Damaged	Days Out of Service	Average Days Out of Serv- ice Per USAF Motor Vehicle Damaged	Average Cost Per USAF Motor Vehicle Accident	Total (Property and Disabling Injury)	USAF Motor Vehicle Damaged	Other USAF Property Damaged in Motor Vehicle Accidents	Disabling Injury (Military and On-Duty Civilians)
<u>WORLD-WIDE - TOTAL</u>	<u>3,030</u>	<u>524,509,255</u>	<u>.58</u>	<u>2,644</u>	<u>16,375</u>	<u>6</u>	<u>\$ 375</u>	<u>\$ 1,134,908</u>	<u>\$ 604,696</u>	<u>\$ 103,974</u>	<u>\$ 426,238</u>
Aeronautical Chart and Info Center a//	2	320,597	.62	2	2	-	39	77	77	-	-
Air Defense Command	274	41,877,610	.65	248	1,805	7	313	85,815	62,670	18,009	5,136
Air Force Accounting and Finance Center	-	71,402	-	-	-	-	-	-	-	-	-
Air Force Logistics Command b//	364	53,719,301	.68	279	1,188	4	227	82,626	37,275	7,177	38,174
Air Force Systems Command c//	112	23,808,337	.47	95	288	3	189	21,215	15,243	4,250	1,722
Air Training Command	260	52,376,502	.50	229	1,199	5	204	53,165	46,992	1,597	4,576
Air University	23	3,291,325	.70	20	99	5	101	2,323	2,099	224	-
Alaskan Air Command (Includes Alaska)	95	7,158,162	1.33	76	396	5	495	47,029	17,882	2,797	26,350
Caribbean Air Command	9	2,317,440	.39	9	146	16	243	2,186	2,006	-	180
Continental Air Command	45	5,241,029	.86	39	96	2	146	6,567	5,875	632	60
Headquarters Command, USAF	145	15,197,664	.95	132	657	5	292	42,378	39,281	847	2,250
Military Air Transport Service	293	37,561,561	.78	255	1,408	6	316	92,589	41,508	15,931	35,150
Office of Aerospace Research d//	-	19,235	-	-	-	-	-	-	-	-	-
Pacific Air Forces (Includes Hawaii)	226	45,074,917	.50	187	1,207	6	707	159,877	34,108	12,527	113,242
Strategic Air Command	581	132,650,804	.44	539	3,227	6	594	345,318	177,554	28,184	139,580
Tactical Air Command	135	20,900,251	.65	111	365	3	226	30,556	19,343	5,873	5,340
USAF Academy e//	17	3,118,658	.55	12	27	2	53	906	813	35	58
US Air Forces in Europe	407	72,366,526	.56	373	3,916	10	378	153,974	95,388	5,816	52,770
USAF Security Service	33	6,762,110	.49	29	339	12	222	7,336	5,881	75	1,380
Miscellaneous	9	675,824	1.33	9	10	1	108	971	701	-	270

a/ Designated as a separate operating agency, 1 July 1960.

b/ Originally Air Materiel Command; redesignated, 1 April 1961.

c/ Originally Air Research and Development Command; redesignated, 1 April 1961.

d/ Originally a part of Research and Development Command; redesignated a separate operating agency, 1 April 1961.

e/ Excludes Cadets.

Source: Assistant for Records and Statistics, Deputy Inspector General for Safety.

TABLE 22 - GROUND ACCIDENT COST ANALYSES BY COMMAND, WORLD-WIDE - FY 1961

LOCATION	COST				
	Per Capita	Total	Military Injury	Civilian Injury	Property Damage
<u>WORLD-WIDE - TOTAL</u>	\$ 21.90	\$ 24,267,792	\$ 21,744,293	\$ 695,124	\$ 1,828,375
Aeronautical Chart and Information Center <u>a/</u>	9.05	32,011	1,075	30,859	77
Air Defense Command	28.70	3,092,532	2,824,911	48,968	218,653
Air Force Accounting and Finance Center . .	1.03	1,841	-	1,841	-
Air Force Logistics Command <u>b/</u>	7.50	1,293,894	508,996	369,795	415,103
Air Force Systems Command <u>c/</u>	14.42	658,115	531,868	33,250	92,997
Air Training Command	14.27	2,146,406	2,033,423	25,550	87,433
Air University	4.97	58,213	53,869	1,981	2,363
Alaskan Air Command(Includes Alaska)	26.99	359,216	294,848	28,857	35,511
Caribbean Air Command	6.96	9,777	6,791	-	2,986
Continental Air Command	4.88	71,552	30,796	20,020	20,736
Headquarters Command, USAF	7.99	189,145	137,643	6,580	44,922
Military Air Transport Service	25.51	2,619,347	2,413,676	16,730	188,941
Office of Aerospace Research <u>d/</u>02	28	-	28	-
Pacific Air Forces(Includes Hawaii).	21.25	854,348	662,425	52,877	139,046
Strategic Air Command	27.78	7,251,994	6,858,220	45,503	348,271
Tactical Air Command	23.94	1,217,038	1,143,638	6,881	66,519
USAF Academy <u>e/</u>	12.95	42,406	36,162	3,850	2,394
US Air Forces in Europe	42.30	2,898,535	2,743,883	245	154,407
USAF Security Service	18.81	447,865	440,495	1,309	6,061
Miscellaneous	95.79	1,023,529	1,021,574	-	1,955

a/ Designated as a separate operating agency, 1 July 1960.

b/ Originally Air Materiel Command; redesignated, 1 April 1961.

c/ Originally Air Research and Development Command; redesignated, 1 April 1961.

d/ Originally a part of Research and Development Command; redesignated a separate operating agency, 1 April 1961.

e/ Excludes Cadets.

Source: Assistant for Records and Statistics, Deputy Inspector General for Safety.

TABLE 23 - MILITARY PERSONNEL DISABLING INJURY LOSSES AND COSTS RESULTING FROM USAF
MOTOR VEHICLE ACCIDENTS BY COMMAND, WORLD-WIDE - FY 1961

LOCATION	DISABLING INJURY LOSSES					MAN-DAYS LOST FROM TEMPORARY TOTAL	INJURY COST
	Total	Fatal	Permanent Total	Permanent Partial	Temporary Total		
<u>WORLD-WIDE - TOTAL</u>	<u>174</u>	<u>9</u>	-	-	<u>165</u>	<u>2,941</u>	<u>\$ 371,730</u>
Aeronautical Chart and Information Center <u>a/</u>	-	-	-	-	-	-	-
Air Defense Command	13	-	-	-	13	167	5,010
Air Force Accounting and Finance Center	-	-	-	-	-	-	-
Air Force Logistics Command <u>b/</u>	7	1	-	-	6	152	36,060
Air Force Systems Command <u>c/</u>	7	-	-	-	7	56	1,680
Air Training Command	10	-	-	-	10	132	3,960
Air University	-	-	-	-	-	-	-
Alaskan Air Command (Includes Alaska)	4	-	-	-	4	45	1,350
Caribbean Air Command	3	-	-	-	3	6	180
Continental Air Command	1	-	-	-	1	2	60
Headquarters Command, USAF	4	-	-	-	4	75	2,250
Military Air Transport Service	16	1	-	-	15	117	35,010
Office of Aerospace Research <u>d/</u>	-	-	-	-	-	-	-
Pacific Air Forces (Includes Hawaii)	28	2	-	-	26	840	88,200
Strategic Air Command	33	4	-	-	29	434	139,020
Tactical Air Command	12	-	-	-	12	150	4,500
USAF Academy <u>e/</u>	1	-	-	-	1	1	30
US Air Forces in Europe	29	1	-	-	28	709	52,770
USAF Security Service	4	-	-	-	4	46	1,380
Miscellaneous	2	-	-	-	2	9	270

a/ Designated as a separate operating agency, 1 July 1960.

b/ Originally Air Materiel Command; redesignated, 1 April 1961.

c/ Originally Air Research and Development Command; redesignated, 1 April 1961.

d/ Originally a part of Research and Development Command; redesignated a separate operating agency, 1 April 1961.

e/ Excludes Cadets.

Source: Assistant for Records and Statistics, Deputy Inspector General for Safety.

TABLE 24 - ON-DUTY CIVILIAN PERSONNEL DISABLING INJURY LOSSES AND COSTS RESULTING FROM USAF MOTOR VEHICLE ACCIDENTS BY COMMAND, WORLD-WIDE - FY 1961

LOCATION	DISABLING INJURY LOSSES					MAN-DAYS LOST FROM TEMPORARY TOTAL	INJURY COST
	Total	Fatal	Permanent Total	Permanent Partial	Temporary Total		
<u>WORLD-WIDE - TOTAL</u>	<u>30</u>	<u>2</u>	-	-	<u>28</u>	<u>322</u>	<u>\$ 54,508</u>
Aeronautical Chart and Information Center <u>a/</u>	-	-	-	-	-	-	-
Air Defense Command	2	-	-	-	2	9	126
Air Force Accounting and Finance Center	-	-	-	-	-	-	-
Air Force Logistics Command <u>b/</u>	18	-	-	-	18	151	2,114
Air Force Systems Command <u>c/</u>	1	-	-	-	1	3	42
Air Training Command	1	-	-	-	1	44	616
Air University	-	-	-	-	-	-	-
Alaskan Air Command	1	1	-	-	-	-	25,000
Caribbean Air Command	-	-	-	-	-	-	-
Continental Air Command	-	-	-	-	-	-	-
Headquarters Command, USAF	-	-	-	-	-	-	-
Military Air Transport Service	1	-	-	-	1	10	140
Office of Aerospace Research <u>d/</u>	-	-	-	-	-	-	-
Pacific Air Forces (Includes Hawaii)	2	1	-	-	1	3	25,042
Strategic Air Command	2	-	-	-	2	40	560
Tactical Air Command	1	-	-	-	1	60	840
USAF Academy <u>e/</u>	1	-	-	-	1	2	28
US Air Forces in Europe	-	-	-	-	-	-	-
USAF Security Service	-	-	-	-	-	-	-
Miscellaneous	-	-	-	-	-	-	-

a/ Designated as a separate operating agency, 1 July 1960.

b/ Originally Air Materiel Command; redesignated, 1 April 1961.

c/ Originally Air Research and Development Command; redesignated, 1 April 1961.

d/ Originally a part of Research and Development Command; redesignated a separate operating agency, 1 April 1961.

e/ Excludes Cadets.

Source: Assistant for Records and Statistics, Deputy Inspector General for Safety.

TOTAL 25 - MILITARY PERSONNEL DISABLING INJURY LOSSES AND COSTS RESULTING FROM PRIVATE MOTOR VEHICLE ACCIDENTS. BY COMMAND, WORLD-WIDE - FY 1961

LOCATION	DISABLING INJURY LOSSES					MAN-DAYS LOST FROM TEMPORARY TOTAL	INJURY COST
	Total	Fatal	Permanent Total	Permanent Partial	Temporary Total		
<u>WORLD-WIDE - TOTAL</u>	<u>3,346</u>	<u>382</u>	<u>3</u>	<u>11</u>	<u>2,950</u>	<u>66,138</u>	<u>\$ 14,680,640</u>
Aeronautical Chart and Information Center <u>a/</u>	-	-	-	-	-	-	-
Air Defense Command	425	43	1	3	378	8,676	1,807,280
Air Force Accounting and Finance Center	-	-	-	-	-	-	-
Air Force Logistics Command <u>b/</u>	82	7	-	-	75	1,547	266,910
Air Force Systems Command <u>c/</u>	85	10	-	1	74	1,442	401,260
Air Training Command	357	37	-	2	318	7,316	1,470,980
Air University	9	1	-	-	8	59	33,270
Alaskan Air Command (Includes Alaska)	11	3	-	-	8	166	99,480
Caribbean Air Command	6	-	-	-	6	42	1,260
Continental Air Command	29	-	-	-	29	271	8,130
Headquarters Command, USAF	48	-	-	-	48	1,970	59,100
Military Air Transport Service	412	43	-	-	369	7,954	1,593,120
Office of Aerospace Research <u>d/</u>	-	-	-	-	-	-	-
Pacific Air Forces (Includes Hawaii)	105	6	-	-	99	1,399	230,970
Strategic Air Command	910	123	1	4	782	20,287	4,718,610
Tactical Air Command	218	23	1	1	193	3,538	937,140
USAF Academy <u>e/</u>	5	1	-	-	4	14	31,920
US Air Forces in Europe	496	62	-	-	434	9,295	2,231,850
USAF Security Service	95	7	-	-	88	1,440	263,700
Miscellaneous	53	16	-	-	37	722	525,660

a/ Designated as a separate operating agency, 1 July 1960.

b/ Originally Air Materiel Command; redesignated, 1 April 1961.

c/ Originally Air Research and Development Command; redesignated, 1 April 1961.

d/ Originally a part of Research and Development Command; redesignated a separate operating agency, 1 April 1961.

e/ Excludes Cadets.

Source: Assistant for Records and Statistics, Deputy Inspector General for Safety.

TABLE 26 - MILITARY PERSONNEL DISABLING INJURY LOSSES AND COSTS RESULTING FROM ALL OTHER (NON-VEHICULAR) ACCIDENTS BY COMMAND, WORLD-WIDE - FY 1961

LOCATION	DISABLING INJURY LOSSES					MAN-DAYS LOST FROM TEMPORARY TOTAL	INJURY COST
	Total	Fatal	Permanant Total	Permanent Partial	Temporary Total		
<u>WORLD-WIDE - TOTAL</u>	<u>6,555</u>	<u>119</u>	<u>3</u>	<u>6</u>	<u>6,427</u>	<u>67,202</u>	<u>\$ 6,213,060</u>
Aeronautical Chart and Information Center <u>a/</u>	1	-	-	-	1	30	900
Air Defense Command	604	21	1	-	582	6,502	920,060
Air Force Accounting and Finance Center	-	-	-	-	-	-	-
Air Force Logistics Command <u>b/</u>	200	4	-	-	196	2,325	195,750
Air Force Systems Command <u>c/</u>	205	2	-	-	203	1,919	120,570
Air Training Command	894	8	-	-	886	7,939	490,170
Air University	40	-	-	-	40	538	16,140
Alaskan Air Command (Includes Alaska)	125	4	-	-	121	1,907	183,210
Caribbean Air Command	24	-	-	-	24	159	4,770
Continental Air Command	83	-	-	-	83	684	20,520
Headquarters Command, USAF	125	1	-	-	124	1,274	69,720
Military Air Transport Service	799	12	-	3	784	7,869	743,070
Office of Aerospace Research <u>d/</u>	-	-	-	-	-	-	-
Pacific Air Force (Includes Hawaii)	478	5	-	-	473	5,234	314,520
Strategic Air Command	1,725	38	-	2	1,685	19,638	1,872,140
Tactical Air Command	269	3	-	-	266	2,978	183,840
USAF Academy <u>e/</u>	15	-	-	-	15	69	2,070
US Air Forces in Europe	735	4	1	1	729	6,208	418,740
USAF Security Services	173	2	1	-	170	1,158	161,240
Miscellaneous	60	15	-	-	45	771	495,630

a/ Designated as a separate operating agency, 1 July 1960.

b/ Originally Air Materiel Command; redesignated, 1 April 1961.

c/ Originally Air Research and Development Command; redesignated, 1 April 1961.

d/ Originally a part of Research and Development Command; redesignated a separate operating agency, 1 April 1961.

e/ Excludes Cadets.

Source: Assistant for Records and Statistics, Deputy Inspector General for Safety.

TABLE 27 - ON-DUTY CIVILIAN PERSONNEL DISABLING INJURY LOSSES AND COSTS RESULTING FROM ALL OTHER (NON-VEHICULAR) ACCIDENTS BY COMMAND, WORLD-WIDE - FY 1961

LOCATION	DISABLING INJURY LOSSES					MAN-DAYS LOST FROM TEMPORARY TOTAL	INJURY COST
	Total	Fatal	Permanent Total	Permanent Partial	Temporary Total		
<u>WORLD-WIDE - TOTAL</u>	<u>1,386</u>	<u>5</u>	-	-	<u>1,381</u>	<u>14,218</u>	<u>\$ 324,052</u>
Aeronautical Chart and Information Center <u>a/</u>	10	1	-	-	9	83	26,162
Air Defense Command	41	1	-	-	40	1,099	40,386
Air Force Accounting and Finance Center	3	-	-	-	3	59	826
Air Force Logistics Command <u>b/</u>	842	2	-	-	840	7,358	153,012
Air Force Systems Command <u>c/</u>	130	-	-	-	130	927	12,978
Air Training Command	66	-	-	-	66	828	11,592
Air University	5	-	-	-	5	58	812
Alaskan Air Command(Includes Alaska)	9	-	-	-	9	152	2,128
Caribbean Air Command	-	-	-	-	-	-	-
Continental Air Command	70	-	-	-	70	1,080	15,120
Headquarters Command, USAF	32	-	-	-	32	395	5,530
Military Air Transport Service	75	-	-	-	75	743	10,402
Office of Aerospace Research <u>d/</u>	-	-	-	-	-	-	-
Pacific Air Forces(Includes Hawaii)	11	1	-	-	10	135	26,890
Strategic Air Command	58	-	-	-	58	936	13,104
Tactical Air Command	16	-	-	-	16	155	2,170
USAF Academy <u>e/</u>	16	-	-	-	16	177	2,478
US Air Forces in Europe	-	-	-	-	-	-	-
USAF Security Service	2	-	-	-	2	33	462
Miscellaneous	-	-	-	-	-	-	-

a/ Designated as a separate operating agency, 1 July 1960.

b/ Originally Air Materiel Command; redesignated, 1 April 1961.

c/ Originally Air Research and Development Command; redesignated, 1 April 1961.

d/ Originally a part of Research and Development Command; redesignated a separate operating agency, 1 April 1961.

e/ Excludes Cadets.

Source: Assistant for Records and Statistics, Deputy Inspector General for Safety.

TABLE 28. - USAF AIRCRAFT DAMAGE RESULTING FROM GROUND ACCIDENTS BY COMMAND, WORLD-WIDE-
FY 1961

LOCATION	AIRCRAFT DAMAGES								
	Total			From USAF Motor Vehicle Accidents			From All Other Ground Accidents		
	Air- craft Dam- aged	Days Air- craft Out Of Service	Aircraft Damage Cost	Air- craft Dam- aged	Days Air- craft Out of Service	Aircraft Damage Cost	Air- craft Dam- aged	Days Aircraft Out of Service	Aircraft Damage Cost
<u>WORLD-WIDE - TOTAL</u>	<u>341</u>	<u>1,404</u>	<u>\$ 492,072</u>	<u>68</u>	<u>145</u>	<u>\$ 47,995</u>	<u>273</u>	<u>1,259</u>	<u>\$ 444,077</u>
Aeronautical Chart and Information Center <u>a/</u>	-	-	-	-	-	-	-	-	-
Air Defense Command	42	338	106,000	7	41	7,131	35	297	98,869
Air Force Accounting and Finance Center	-	-	-	-	-	-	-	-	-
Air Force Logistics Command <u>b/</u>	65	131	46,755	4	17	1,612	61	114	45,143
Air Force Systems Command. <u>c/</u>	12	37	72,679	2	11	2,750	10	26	69,929
Air Training Command	11	140	8,828	1	-	280	10	140	8,548
Air University	1	3	75	1	3	75	-	-	-
Alaskan Air Command (Includes Alaska)	11	15	5,308	3	7	1,253	8	8	4,055
Caribbean Air Command	-	-	-	-	-	-	-	-	-
Continental Air Command	6	45	8,528	-	-	-	6	45	8,528
Headquarters Command, USAF	2	31	1,008	-	-	-	2	31	1,008
Military Air Transport Service	41	96	39,001	6	11	9,669	35	85	29,332
Office of Aerospace Research <u>d/</u>	-	-	-	-	-	-	-	-	-
Pacific Air Forces (Includes Hawaii)	33	120	78,583	9	15	8,022	24	105	70,561
Strategic Air Command	62	204	47,776	18	30	12,854	44	174	34,922
Tactical Air Command	26	57	35,896	9	8	3,794	17	49	32,102
USAF Academy <u>e/</u>	-	-	-	-	-	-	-	-	-
US Air Forces in Europe	28	186	40,435	8	2	555	20	184	39,880
USAF Security Service	-	-	-	-	-	-	-	-	-
Miscellaneous	1	1	1,200	-	-	-	1	1	1,200

a/ Designated as a separate operating agency, 1 July 1960.

b/ Originally Air Materiel Command; redesignated, 1 April 1961.

c/ Originally Air Research and Development Command; redesignated, 1 April 1961.

d/ Originally a part of Research and Development Command; redesignated a separate operating agency, 1 April 1961.


e/ Excludes Cadets.

Source: Assistant for Records and Statistics, Deputy Inspector General for Safety.

Materiel



PART IV



AIRCRAFT AND MISSILES

INTRODUCTION

Information included in this section provides data pertaining to procurement, production, inventory status, deployment, and disposition of USAF aircraft during Fiscal Year 1961. It also includes data on procurement, production, and inventory status of missiles.

The aircraft tables reflect funding by Fiscal Year, acceptances, inventories by functional distribution, active and inactive, age (in months) distribution, and disposition of aircraft. The missile tables reflect funding by Fiscal year, acceptances, functional distribution, and disposition of missiles.

Production data for aircraft and missiles are obtained under the provisions of AF Regulation 70-11, dated, 4 October 1957. Additional data may be obtained in the USAF Production Digest SS-N-47 published monthly. Inventory and status data for aircraft and missiles are obtained under the provisions of AF Regulation 65-110, dated, 25 January 1961. The classification of aircraft and missiles is in accordance with AF Regulation 65-60, dated, 4 August 1961 and T. O. 1-1-81, dated 30 June 1961. The type classification is generally based upon the type designator or the prefix preceding the basic type designator of each aircraft or missile model. A prefix is assigned an aircraft or missile model when the aircraft or missile is modified to perform a function (indicated by prefix) other than its basic designated purpose. Additional data may be obtained in the USAF Aircraft-Missile Digest, SS-A1, published monthly.

DEFINITIONS

ACCEPTANCE: Aircraft, missile, or drone which has been shop-assembled and fully inspected by constituted USAF or Navy production authorities and for which the title, responsibility, and accountability has been assumed by the contracting agency of the recipient.

AIRCRAFT: A heavier-than-air vehicle, designed primarily for flight in the atmosphere, which has incorporated in its prime design the ability and requirement for human occupancy. (Ref T. O. 1-1-81.)

AIRFRAME WEIGHT: The weight of the assembled principal structural components of an aircraft. It includes hull or fuselage, wings, stabilizers, vertical fins, control surfaces, landing gear, and nacelles.

DRONE: Any aircraft or missile modified or produced to perform the mission of a target for weapon evaluation or crew training, has incorporated into its prime design the ability to be flown by remote control, and has been redesignated in accordance with T. O. 1-1-81.

GUIDED AIRCRAFT ROCKET: A type of self-propelled aircraft armament normally carried by piloted aircraft which, after launching, can be guided to the target which it destroys by means of an explosive warhead.

INACTIVE: Aircraft, missiles, or drones on loan and bailment (except bailed for test, maintenance, and modification); aircraft, missiles, or drones for which there is no longer a requirement in the active inventory, including those that have been accumulated in excess of possible future needs; and aircraft, missiles, or drones in the process of being dropped from the total inventory and salvage.

MISSILE: A heavier-than-air vehicle with a capability of traveling within the earth's atmosphere, whose trajectory or flight path may be controlled by installed or remote control mechanisms, and is not designed for human occupancy.

NON-OPERATING ACTIVE: Aircraft, missiles, and drones in preparation or awaiting preparation for possession by units or test activities through any of the logistical processes of supply, maintenance, and modification.

OPERATING ACTIVE: Aircraft, missiles, and drones currently and actively engaged in or supporting flying mission (AFR 65-110).

TABLE 29-USAF AIRCRAFT ACCEPTANCES OF MODELS IN PRODUCTION, BY MANUFACTURER, BY RECIPIENT -- DURING FY 1961

TYPE, MODEL, AND SERIES	MANUFACTURER	ACCEPTED PRIOR TO 1 JUL 60	ACCEPTANCES FOR FY 1961												TOTAL ACCEPTED TO DATE	
			TOTAL	Jul (1960)	Aug	Sep	Oct	Nov	Dec	Jan (1961)	Feb	Mar	Apr	May		Jun
GRAND TOTAL a/ . . .			<u>987</u>	<u>106</u>	<u>102</u>	<u>99</u>	<u>73</u>	<u>81</u>	<u>82</u>	<u>68</u>	<u>69</u>	<u>87</u>	<u>70</u>	<u>75</u>	<u>75</u>	
USAF FOR USAF																
TOTAL			<u>737</u>	<u>78</u>	<u>75</u>	<u>78</u>	<u>55</u>	<u>63</u>	<u>66</u>	<u>48</u>	<u>49</u>	<u>62</u>	<u>50</u>	<u>57</u>	<u>56</u>	
BOMBER - TOTAL			<u>87</u>	<u>5</u>	<u>7</u>	<u>7</u>	<u>10</u>	<u>7</u>	<u>5</u>	<u>8</u>	<u>4</u>	<u>7</u>	<u>6</u>	<u>11</u>	<u>10</u>	
B-52G	Boeing . .	156	37	5	6	6	6	6	3	3	2	(Complete)			193	
B-52H	Boeing . .	-	20	-	-	-	-	-	-	-	-	3	2	8	7	20
B-58A	Convair	38	30	-	1	1	4	1	2	5	2	4	4	3	3	68
TANKER - TOTAL			<u>78</u>	<u>7</u>	<u>7</u>	<u>7</u>	<u>8</u>	<u>7</u>	<u>6</u>	<u>6</u>	<u>6</u>	<u>6</u>	<u>6</u>	<u>6</u>	<u>6</u>	
KC-135	Boeing . .	392	78	7	7	7	8	7	6	6	6	6	6	6	6	470
FIGHTER - TOTAL			<u>316</u>	<u>44</u>	<u>43</u>	<u>44</u>	<u>21</u>	<u>33</u>	<u>31</u>	<u>12</u>	<u>18</u>	<u>26</u>	<u>15</u>	<u>15</u>	<u>14</u>	
F-101B	McDonnell .	390	90	20	22	17	7	7	6	1	7	3	(Complete)			480
F-105D	Republic . .	17	149	8	5	9	12	11	15	11	11	23	15	15	14	166
F-106A	Convair . .	215	62	13	13	16	-	12	8	(Complete)						277
F-106B	Convair . .	48	15	3	3	2	2	3	2	(Complete)						63
TRANSPORT - TOTAL			<u>33</u>	<u>3</u>	<u>3</u>	<u>5</u>	<u>1</u>	<u>3</u>	<u>3</u>	<u>3</u>	<u>2</u>	<u>3</u>	<u>2</u>	<u>2</u>	<u>3</u>	
C-130B	Lockheed . .	56	24	2	2	4	-	2	2	2	2	2	2	2	2	80
C-130E	Lockheed . .	-	1	-	-	-	-	-	-	-	-	-	-	-	-	1
C-133B	Douglas . .	7	8	1	1	1	1	1	1	1	-	1	(Complete)			15
TRAINER - TOTAL			<u>136</u>	<u>16</u>	<u>10</u>	<u>10</u>	<u>10</u>	<u>8</u>	<u>13</u>	<u>10</u>	<u>10</u>	<u>10</u>	<u>12</u>	<u>14</u>	<u>13</u>	
T-37B	Cessna . .	120	98	15	9	9	8	7	8	8	7	4	8	8	7	218
T-38A	Northrop . .	9	24	1	1	1	1	1	1	1	2	4	3	4	4	33
T-39A	N American .	-	8	-	-	-	1	-	4	-	-	-	-	1	2	8
T-39B	N American .	-	6	-	-	-	-	-	-	1	1	2	1	1	(Complete)	6
MISCELLANEOUS - TOTAL			<u>87</u>	<u>3</u>	<u>5</u>	<u>5</u>	<u>5</u>	<u>5</u>	<u>8</u>	<u>9</u>	<u>9</u>	<u>10</u>	<u>9</u>	<u>9</u>	<u>10</u>	
H-43	Kaman . .	41	52	3	5	5	5	5	5	4	4	5	4	4	3	93
Model 310 (U-3B)	Cessna . .	-	35	-	-	-	-	-	3	5	5	5	5	5	7(Compl)	35

TABLE 29 - USAF AIRCRAFT ACCEPTANCES OF MODELS IN PRODUCTION, BY MANUFACTURER, BY RECIPIENT - DURING FY 1961
(CONTINUED)

TYPE, MODEL, AND SERIES	MANUFACTURER	ACCEPTED PRIOR TO 1 Jul 60	ACCEPTANCES FOR FY 1961													TOTAL ACCEPTED TO DATE	
			TOTAL	Jul (1960)	Aug	Sep	Oct	Nov	Dec	Jan (1961)	Feb	Mar	Apr	May	Jun		
USAF FOR MILITARY ASSISTANCE PROGRAM (MAP)																	
<u>TOTAL</u>			<u>60</u>	<u>5</u>	<u>8</u>	<u>3</u>	<u>2</u>	<u>2</u>	-	<u>5</u>	<u>5</u>	<u>10</u>	<u>8</u>	<u>6</u>	<u>6</u>		
F-104F	Lockheed . .	20	10	4	4	2	(Complete)										30
C-130B	Lockheed . .	-	4	-	1	-	1	2	(Complete)								4
S-2A-SW(1-pl)	Schweizer . .	-	7	-	-	-	-	-	-	-	-	1	1	2	3		7
TS-1A-SW(2-pl)	Schweizer . .	-	14	-	-	-	-	-	-	-	-	4	4	3	3		14
Model 44A	Vertol	6	6	1	3	1	1	(Complete)									12
S2F-1	Grumman . . .	-	13	-	-	-	-	-	-	3	3	3	3	1	(Complete)		13
HSS-1H	Sikorsky . . .	-	6	-	-	-	-	-	-	2	2	2	(Complete)			6	
USAF FOR US ARMY																	
<u>TOTAL</u>			<u>190</u>	<u>23</u>	<u>19</u>	<u>18</u>	<u>16</u>	<u>16</u>	<u>16</u>	<u>15</u>	<u>15</u>	<u>15</u>	<u>12</u>	<u>12</u>	<u>13</u>		
H-13H	Bell	405	36	6	6	6	6	6	6	(Complete)							441
H-13H	Bell (Map) . .	15	12	-	-	-	-	-	-	4	4	4	(Complete)				27
HU-1A	Bell	77	96	10	10	10	10	10	10	10	10	7	5	3	1		173
HU-1B	Bell	-	24	-	-	-	-	-	-	-	-	3	5	7	9		24
I-23F	Beech	13	7	4	2	-	-	-	-	-	-	-	-	-	1		20
RL-23D	Beech	8	3	1	-	2	(Complete)										11
U-1A	DeHavilland .	180	3	2	1	(Complete)											183
AC-1	DeHavilland .	-	9	-	-	-	-	-	-	1	1	1	2	2	2		9

a/ Excludes experimental, remanufactured, and used aircraft.

Source: Statistics and Reports Division, Directorate of Data Systems and Statistics, Comptroller of the Air Force.

TABLE 30 - USAF GUIDED MISSILE AND TARGET DRONE ACCEPTANCES BY MANUFACTURER, BY MONTH - FY 1961

TYPE, MODEL AND SERIES	MANUFACTURER	POPULAR NAME	ACCEPTED PRIOR TO 1 JUL 60	ACCEPTANCES FOR FY 1961												TOTAL ACCEPTED TO DATE	
				TOTAL	Jul (1960)	Aug	Sep	Oct	Nov	Dec	Jan (1961)	Feb	Mar	Apr	May		Jun
USAF FOR USAF																	
<u>GUIDED MISSILE - TOTAL</u>				<u>1,371</u>	<u>50</u>	<u>48</u>	<u>56</u>	<u>63</u>	<u>68</u>	<u>84</u>	<u>72</u>	<u>80</u>	<u>200</u>	<u>270</u>	<u>190</u>	<u>190</u>	
X/SM-65A/B/C/D a/	Convair	Atlas	117	33	4	3	5	4	3	3	2	1	3	1	2	2	150
X/SM-65E	Convair	Atlas	4	51	1	-	-	4	3	4	6	6	6	8	8	5	55
X/SM-65F	Convair	Atlas	-	4	-	-	-	-	-	-	-	-	1	1	-	2	4
X/SM-68B	Martin	Titan	36	42	2	2	1	3	3	3	1	7	5	2	7	6	78
X/SM-75 a/	Douglas	Thor	208	23	4	2	2	2	2	2	3	2	2	2	-	2	231
SM-78	Chrysler	Jupiter	30	11	2	2	2	2	2	1	(Complete)			-	1	-	41
XSM-80	Boeing	Minuteman	-	2	-	-	-	-	-	-	-	1	-	-	1	-	2
SM-62	Northrop	Snark	39	12	2	2	2	2	2	2	(Complete)			-	-	-	51
XGAM-72	McDonnell	Quail	23	1	-	1	(Complete)			20	-	-	-	-	-	-	24
GAM-72	McDonnell	Quail	9	251	8	10	11	10	12	20	30	30	30	30	30	30	260
XGAM-77	N American	Hound Dog	30	8	2	2	2	1	1	(Complete)			-	-	-	-	38
GAM-77	N American	Hound Dog	29	186	6	8	11	16	18	18	19	19	18	17	17	19	215
XGAM-77A	N American	Hound Dog	-	6	-	-	1	1	-	-	-	-	1	1	1	1	6
GAM-77A	N American	Hound Dog	-	1	-	-	-	-	-	-	-	-	-	-	-	-	1
XRM-81	Lockheed		21	14	2	-	2	-	2	1	-	1	2	2	1	1	35
IM-99A	Boeing	Bomarc	172	97	15	15	15	13	11	9	1	3	4	6	5	(Comp)	269
XIM-99B	Boeing	Bomarc	12	24	1	1	1	3	3	4	2	2	3	3	1	(Comp)	36
IM-99B	Boeing	Bomarc	-	60	-	-	-	-	1	2	2	3	10	7	17	18	60
YTM-76B	Martin	Mace	11	8	1	-	1	2	-	1	-	2	1	(Complete)			19
TM-76B	Martin	Mace	-	35	-	-	-	-	5	16	6	3	2	-	-	3	35
GAM-83A	Martin	Bullpup	423	502	-	-	-	-	-	-	-	-	112	190	100	100	925
<u>TARGET DRONE - TOTAL</u>				<u>659</u>	<u>81</u>	<u>85</u>	<u>78</u>	<u>51</u>	<u>45</u>	<u>40</u>	<u>60</u>	<u>60</u>	<u>58</u>	<u>38</u>	<u>38</u>	<u>25</u>	
Q-2C	Ryan		73	124	15	19	12	10	9	9	9	9	8	8	8	8	197
XQ-4B	Radioplane		2	8	1	1	1	1	1	1	1	1	(Complete)			10	
OQ-191	Radioplane		5,638	527	65	65	65	40	35	30	50	50	50	30	30	17	6,165

TABLE 30 - USAF GUIDED MISSILE AND TARGET DRONE ACCEPTANCES BY MANUFACTURER, BY MONTH - FY 1961 (CONTINUED)

TYPE, MODEL AND SERIES	MANUFACTURER	POPULAR NAME	ACCEPTED PRIOR TO 1 JUL 60	ACCEPTANCES FOR FY 1961												TOTAL AC-CEPTED TO DATE
				TOTAL	Jul (1960)	Aug	Sep	Oct	Nov	Dec	Jan (1961)	Feb	Mar	Apr	May	
USAF FOR US NAVY																
<u>TARGET DRONE - TOTAL</u>				<u>490</u>	-	-	<u>1</u>	<u>3</u>	<u>54</u>	<u>54</u>	<u>54</u>	<u>79</u>	<u>80</u>	<u>55</u>	<u>55</u>	<u>55</u>
Q-2C	Radioplane		-	40	-	-	1	3	4	4	4	4	5	5	5	5
KD-2R5	Radioplane		500	450	-	-	-	-	50	50	50	75	75	50	50	50
USAF FOR US ARMY																
<u>TARGET DRONE - TOTAL</u>				<u>923</u>	<u>185</u>	<u>185</u>	<u>135</u>	<u>110</u>	<u>65</u>	<u>70</u>	<u>50</u>	<u>25</u>	<u>25</u>	<u>20</u>	<u>20</u>	<u>33</u>
OQ-19B	Radioplane		14,206	768	160	160	110	85	40	40	50	25	25	20	20	33
OQ-19D	Radioplane		16,489	155	25	25	25	25	25	30	(Complete)					

a/ Includes boosters.

Source: Statistics and Reports Division, Directorate of Data Systems and Statistics, Comptroller of the Air Force.

TABLE 31 - USAF GUIDED AIRCRAFT ROCKET ACCEPTANCES BY MANUFACTURER, BY MONTH - FY 1961

(Table below previously included in table on USAF Guided Missile and Target Drone Acceptances by Manufacturer).

TYPE, MODEL, AND SERIES	MANUFACTURER	ACCEPTED PRIOR TO 1 JUL 1960	ACCEPTANCES FOR FY 1961													TOTAL ACCEPTED TO DATE
			Total	Jul (1960)	Aug	Sep	Oct	Nov	Dec	Jan (1961)	Feb	Mar	Apr	May	Jun	
TOTAL			<u>10,619</u>	<u>251</u>	<u>232</u>	<u>547</u>	<u>3,716</u>	<u>891</u>	<u>474</u>	<u>202</u>	<u>617</u>	<u>713</u>	<u>1,273</u>	<u>1,077</u>	<u>626</u>	
USAF FOR USAF																
TOTAL			<u>5,097</u>	<u>251</u>	<u>232</u>	<u>547</u>	<u>252</u>	<u>491</u>	<u>474</u>	<u>202</u>	<u>277</u>	<u>297</u>	<u>371</u>	<u>1,077</u>	<u>626</u>	
GAR-1D	Hughes	12,050	525	125	100	100	75	50	50	25 (Complete)						12,575
GAR-3/3A	Hughes	1,172	1,200	94	106	82	118	100	100	100	100	100	100	100	100	2,372
GAR-3 WSEM	Hughes	98	41	8	8	5	11	9 (Complete)								139
GAR-4A	Hughes	74	764	14	8	18	23	-	20	67	84	120	95	140	175	838
GAR-11	Hughes	55	646	10	10	5	25	-	4	10	9	13	176	177	207	701
GAR-8	Philco	12,386	1,921	-	-	337	-	332	300	-	84	64	-	660	144	14,307
USAF FOR MILITARY ASSISTANCE PROGRAM (MAP)																
TOTAL			<u>5,522</u>	-	-	-	<u>3,464</u>	<u>400</u>	-	-	<u>340</u>	<u>416</u>	<u>902</u>	-	-	
GAR-8	Philco	1,350	5,522	-	-	-	3,464	400	-	-	340	416	902	-	-	6,872

Source: Statistics and Reports Division, Directorate of Data Systems and Statistics, Comptroller of the Air Force.

TABLE 32 - USAF AIRCRAFT PROCUREMENT PROGRAMS BY FISCAL YEAR FUNDING -
FY 1958 THROUGH FY 1961

(Excludes experimental, used, and remanufactured aircraft)

TYPE, MODEL, AND SERIES	FY 1958	FY 1959	FY 1960	FY 1961
<u>TOTAL a/</u>	<u>1,013</u>	<u>793</u>	<u>686</u>	<u>731</u>
<u>Bomber - Total.</u>	<u>118</u>	<u>75</u>	<u>82</u>	<u>70</u>
B-52G	101	39	-	-
B-52H	-	-	62	40
BRB-58A	17	-	-	-
B-58A	-	36	20	30
<u>Fighter - Total*</u>	<u>195</u>	<u>365</u>	<u>149</u>	<u>273</u>
F-100F	29	-	-	-
F-100F b/	9	6	-	-
F-101B	84	93	-	-
F-104F c/	-	30	-	-
F-104G b/	-	-	-	14
RF-104G b/	-	-	-	19
TF-104G b/	-	-	-	6
TF-104G c/	-	-	-	54
F-105D	28	68	139	180
F-106A	40	148	-	-
F-106B	5	17	-	-
S2F-1 b/	-	3	10	-
<u>Tanker - Total.</u>	<u>130</u>	<u>81</u>	<u>56</u>	<u>65</u>
KC-135A	130	81	56	65
<u>Cargo - Total</u>	<u>55</u>	<u>38</u>	<u>34</u>	<u>86</u>
C-130B	48	14	18	41
C-130B d/	-	-	4	-
SC-130B e/	4	-	2	3
C-130BL f/	-	4	-	-
C-130E	-	-	-	16
C-133B	-	15	-	-
C-135A	-	-	10	5
C-135B	-	-	-	15
VC-137A	3	-	-	-
C-140A	-	5	-	-
VC-140B	-	-	-	6
<u>Trainer - Total</u>	<u>397</u>	<u>170</u>	<u>215</u>	<u>216</u>
T-33A	214	-	-	-
T-33A c/	60	-	-	-
T-37A	117	15	-	-
T-37B	-	135	130	-
T-37B b/	-	-	-	20
T-38A	4	13	50	144
YT-38A	2	-	-	-
T-39A	-	5	31	52
T-39B	-	2	4	-

████████████████████

**TABLE 32 - USAF AIRCRAFT PROCUREMENT PROGRAMS BY FISCAL YEAR FUNDING -
FY 1958 THROUGH FY 1961 (CONTINUED)**

TYPE, MODEL, AND SERIES	FY 1958	FY 1959	FY 1960	FY 1961
<u>Helicopter - Total</u>	<u>38</u>	<u>61</u>	<u>53</u>	<u>15</u>
H-43A	18	-	-	-
H-43B	20	54	42	-
H-43B b/.	-	-	-	15
Model 44A (H-21) b/.	-	7	5	-
HSS-1 b/.	-	-	6	-
<u>Utility - Total</u>	<u>80</u>	-	<u>35</u>	-
U-3A	80	-	-	-
U-3B	-	-	35	-
<u>Liaison - Total</u>	-	<u>3</u>	<u>2</u>	<u>1</u>
L-20A b/.	-	3	2	-
L-21B b/.	-	-	-	1
<u>Glider - Total</u>	-	-	<u>60</u>	-
S-2A-SW b/.	-	-	30	-
TS-1A-SW b/.	-	-	30	-
<u>Other - Total</u>	-	-	-	<u>5</u>
P2V-7 b/.	-	-	-	5

a/ Quantities on program are based on USAF Aircraft Production Schedules (WA and WAM Series).
b/ USAF for Military Assistance Program (MAP)
c/ USAF for Germany
d/ USAF for Canada
e/ USAF for Coast Guard
f/ USAF for Navy

Source: Statistics and Reports Division, Directorate of Data Systems and Statistics, Comptroller of the Air Force.

████████████████████

TABLE 32A - USAF GUIDED AIRCRAFT ROCKET PROCUREMENT PROGRAMS BY FISCAL YEAR FUNDING -
FY 1958 THROUGH FY 1961

(Table below is a new table; data previously reported under USAF Guided Missile table)

MODEL DESIGNATION, POPULAR NAME, AND MANUFACTURER	FISCAL YEAR PROCUREMENT PROGRAMS				
	1958	1959	1960	1961	No Funding Year
<u>GUIDED AIRCRAFT ROCKET - TOTAL</u>	<u>5,648</u>	<u>17,454</u>	<u>4,542</u>	<u>4,730</u>	<u>41</u>
GAR-1D Falcon Hughes	-	3,600	-	-	-
GAR-1D, WSEM Falcon Hughes	251	-	-	-	-
GAR-2/A Falcon Hughes	-	1,850	-	-	-
GAR-2, WSEM Falcon Hughes	148	-	-	-	-
GAR-3/A Falcon Hughes	284	792	1,100	980	-
GAR-3, WSEM Falcon Hughes	40	66	33	-	-
GAR-4A Falcon Hughes	-	130	780	1,320	-
XGAR-11 Falcon Hughes	-	-	-	-	41
GAR-11 Falcon Hughes	-	85	680	1,200	-
GAR-8 Sidewinder Hughes	4,925	3,650	-	-	-
GAR-8 <u>a/</u> Sidewinder Hughes	-	7,281	1,949	1,230	-

a/ USAF for Military Assistance Program (MAP).

Source: Statistics and Reports Division, Directorate of Data Systems and Statistics, Comptroller of the Air Force.

TABLE 33 - USAF GUIDED MISSILE PROCUREMENT PROGRAMS BY FISCAL YEAR FUNDING -
FY 1958 THROUGH FY 1961

(Table below previously included USAF Guided Aircraft Rocket and USAF Target Drones. See new tables for these data.)

MODEL DESIGNATION, POPULAR NAME, AND MANUFACTURER	FISCAL YEAR PROCUREMENT PROGRAMS				
	1958	1959	1960	1961	No Funding Year
<u>USAF GUIDED MISSILE - TOTAL</u>	<u>216</u>	<u>1,228</u>	<u>1,678</u>	<u>2,853</u>	<u>1,690</u>
<u>Strategic Missile - Total</u>	<u>16</u>	<u>164</u>	<u>445</u>	<u>522</u>	<u>1,690</u>
SM-62 Snark Norair	16	22	-	-	-
X/SM-65 <u>a/</u> Atlas Convair	-	-	-	-	423
X/SM-68/B Titan Martin	-	-	-	-	287
XGAM-72A Quail McDonnell	-	3	-	-	-
GAM-72/A Quail McDonnell	-	24	236	301	-
X/SM-75 <u>a/</u> Thor Douglas	-	-	-	-	97
XGAM-77 Hound Dog N American	-	38	-	-	-
XGAM-77A Hound Dog N American	-	-	9	-	-
GAM-77 Hound Dog N American	-	77	170	-	-
GAM-77A Hound Dog N American	-	-	30	221	-
X/SM-78 Jupiter ABMA	-	-	-	-	45
X/SM-78 Jupiter Chrysler	-	-	-	-	47
XSM-80 Minuteman Boeing	-	-	-	-	60
SM-80 Minuteman Boeing	-	-	-	-	678
XGAM-87 Skybolt Douglas	-	-	-	-	38
XGAM-87 <u>b/</u> Skybolt Douglas	-	-	-	-	15
<u>Tactical Missile - Total</u>	<u>102</u>	<u>764</u>	<u>1,048</u>	<u>2,331</u>	-
TM-76A Mace Martin	95	4	-	-	-
YTM-76B Mace Martin	7	6	-	-	-
TM-76B Mace Martin	-	39	84	-	-
GAM-83A Bullpup Martin	-	715	540	1,078	-
TGAM-83 Bullpup Martin	-	-	424	1,253	-
<u>Interceptor Missile - Total</u>	<u>98</u>	<u>300</u>	<u>185</u>	-	-
IM-99A Bomarc Boeing	78	168	-	-	-
XIM-99B Bomarc Boeing	20	16	-	-	-
IM-99B Bomarc Boeing	-	116	185	-	-

a/ Includes Boosters

b/ USAF for Military Assistance Program (MAP)

Source: Statistics and Reports Division, Directorate of Data Systems and Statistics, Comptroller of the Air Force.

[REDACTED]

**TABLE 34 - USAF TARGET DRONE PROCUREMENT PROGRAMS BY FISCAL YEAR FUNDING -
FY 1958 THROUGH FY 1961**

(Table below is a new table; data previously reported under Guided Missiles)

MODEL DESIGNATION AND MANUFACTURER	FISCAL YEAR PROCUREMENT PROGRAMS			
	FY 1958	FY 1959	FY 1960	FY 1961
<u>TARGET DRONE - TOTAL</u>	<u>4,237</u>	<u>3,132</u>	<u>3,374</u>	<u>135</u>
<u>For USAF - Total</u>	<u>690</u>	<u>1,125</u>	<u>1,169</u>	-
XQ-2C Ryan	-	6	-	-
Q-2C Ryan	-	75	240	-
XQ-4B Radioplane	-	10	-	-
OQ-19D Radioplane	690	906	929	-
OQ-19D <u>a/</u> Radioplane	-	128	-	-
<u>For Army - Total</u>	<u>3,047</u>	<u>2,007</u>	<u>1,605</u>	-
OQ-19B Radioplane	2,047	2,007	1,605	-
OQ-19D Radioplane	1,000	-	-	-
<u>For Navy - Total</u>	<u>500</u>	-	<u>600</u>	<u>135</u>
Q-2C Ryan	-	-	100	135
OQ-19 (KD-2R-5) Radioplane	500	-	500	-
<u>a/ USAF for Military Assistance Program (MAP)</u>				

Source: Statistics and Reports Division, Directorate of Data Systems and Statistics, Comptroller of the Air Force.

[REDACTED]

TABLE 35- FLYAWAY COST OF AIRCRAFT PROCURED BY USAF - AS OF 30 JUN 1961

(Table below is based on T. O. 00-25-30, dated, 1 May 1961)

TYPE, MODEL, AND SERIES	FLYAWAY COST PER AIRCRAFT a/	TYPE, MODEL, AND SERIES	FLYAWAY COST PER AIRCRAFT a/
<u>BOMBER</u>		<u>RECONNAISSANCE (Continued)</u>	
B-26	\$ 242,865	RB-57D	\$ 2,535,500
B-29	639,188	RB-66A	15,516,211
B-45	1,080,603	RB-66B	2,334,404
B/DB-47B	2,249,456	RB-66C	2,719,153
B/DB-47E	1,869,667	WB-66D	1,915,900
B-50	1,144,296	RF-84F	667,608
B-52A	29,383,466	RF-101C	1,276,245
B-52B	14,430,872	RC-121C	2,916,324
B-52C	7,247,963	RC-121D	2,030,835
B-52D	6,580,803		
B-52E	5,948,490	<u>TANKER</u>	
B-52F	6,485,404	KB-29	\$ 639,188
B-52G	7,692,913	KB-50	1,144,296
B-52H	9,285,776	KC-97E	1,261,357
B-57A	9,349,169	RC-97F	1,248,472
B-57B	1,264,182	KC-97G	1,205,165
B-57C	1,211,955	KC-135A	3,435,535
B-57E	1,027,100		
B-58A	14,500,872	<u>CARGO</u>	
B-66B	3,130,875	C-45G/H	\$ 57,838
		C-47 (All Series)	95,466
		C-54 (All Series)	382,779
		C-97A	1,158,698
		C-97C	1,132,781
		C-117 (All Series)	80,139
		C-118A	1,179,976
		C-119B/C	480,884
		C-119F	1,093,940
		C-119G	590,028
		C-121A	2,319,848
		C-121C	1,747,308
		C-123B	555,251
		C-124A	1,780,947
		C-124C	1,646,406
		C-130A	2,721,531
		RC-130A	2,610,400
		YC-130A	16,570,223
		C-131B	757,540
		C-131D	635,228
		C-131E	728,325
		VC-131A	970,412
		C-133A	9,781,680
		C-133B	6,596,667
		VC-137A	4,586,667
		<u>TRAINER</u>	
		T-28	\$ 123,413
		T-29A	643,273
		T-29B	891,816
		T-29C	781,991
		T-29D	994,222
		T-33A	122,810
		T-34A	50,604
		T-37A	215,524
		T-37B	150,694
		T-38A	1,166,606
		T-39A	960,216
		T-39B	2,625,000
<u>RECONNAISSANCE</u>			
RB-45C	\$ 1,080,603		
RB-47E	2,057,213		
RB-47H	2,126,917		
RB-50	1,144,296		
WB-50	1,144,296		
RB-57A	1,661,313		

TABLE 35 - FLYAWAY COST OF AIRCRAFT PROCURED BY USAF - AS OF 30 JUN 1961 (CONTINUED)

TYPE, MODEL, AND SERIES OF AIRCRAFT	FLYAWAY COST PER AIRCRAFT a/	TYPE, MODEL, AND SERIES OF AIRCRAFT	FLYAWAY COST PER AIRCRAFT a/
<u>LIAISON</u>		<u>HELICOPTER (Continued)</u>	
L-5E/G	\$ 10,508	SH-19B	\$ 149,512
L-17	9,996	H-21A	716,033
L-20	44,701	SH-21B	405,510
L-21B	5,115	H-43A	274,056
		H-43B	437,103
<u>HELICOPTER</u>		<u>UTILITY</u>	
H-5F/G	\$ 81,868	U-3A	\$ 52,462
H-13G	30,811	U-4A	86,551
SH-19A	200,456		

a/ The average cost of the aircraft includes airframe, installed engine, propeller, electronics, ordnance, armament, etc.

Source: Statistics and Reports Division, Directorate of Data Systems and Statistics, Comptroller of the Air Force

TABLE 36 - FUNCTIONAL DISTRIBUTION OF USAF AIRCRAFT BY TYPE, WORLD-WIDE, AS OF END OF QUARTER - FY 1961

(IRAN - Inspection and Repair As Necessary)

TYPE OF AIRCRAFT	TOTAL (AIR-CRAFT)	ACTIVE											TOTAL IN-ACTIVE
		Total (Active Aircraft)	Operating Active							Non-Operating Active			
			Total (Operating Active)	Tactical and Combat Support	Training	Operational Support	Administrative	Special Activity and Utility Transport	Test and Test Support	Total (Non-Operating Active)	Maintenance, Modification and IRAN	Other	
30 SEPTEMBER 1960													
<u>TOTAL</u>	<u>17,867</u>	<u>14,933</u>	<u>13,501</u>	<u>6,884</u>	<u>3,266</u>	<u>1,471</u>	<u>114</u>	<u>1,387</u>	<u>379</u>	<u>1,432</u>	<u>1,291</u>	<u>141</u>	<u>2,934</u>
Bombers	2,283	2,132	1,971	1,827	66	4	-	9	65	161	157	4	151
Tankers	1,299	1,243	1,160	1,105	42	1	-	-	12	83	79	4	56
Fighters	4,997	3,767	3,089	2,304	659	-	-	5	121	678	615	63	1,230
Reconnaissance	809	664	544	447	65	-	-	21	11	120	92	28	145
Search and Rescue	317	226	211	55	-	17	-	139	-	15	12	3	91
Special Research	3	2	-	-	-	-	-	-	-	2	-	2	1
Cargo	2,934	2,500	2,327	1,118	9	355	111	649	85	173	156	17	434
Trainers	4,541	3,844	3,662	16	2,349	1,093	3	131	70	182	173	9	697
Liaison	214	126	120	1	1	-	-	117	1	6	3	3	88
Helicopters	300	259	247	7	73	-	-	153	14	12	4	8	41
Utility	170	170	170	4	2	1	-	163	-	-	-	-	-
31 DECEMBER 1960													
<u>TOTAL</u>	<u>17,341</u>	<u>14,434</u>	<u>13,103</u>	<u>6,882</u>	<u>2,948</u>	<u>1,458</u>	<u>108</u>	<u>1,334</u>	<u>373</u>	<u>1,331</u>	<u>1,221</u>	<u>110</u>	<u>2,907</u>
Bombers	2,273	2,099	1,938	1,794	68	4	-	7	65	161	155	6	174
Tankers	1,293	1,247	1,192	1,138	42	1	-	1	10	55	53	2	46
Fighters	4,787	3,531	2,934	2,256	559	1	-	6	112	597	540	57	1,256
Reconnaissance	763	648	535	446	59	-	-	20	10	113	97	16	115
Search and Rescue	306	221	212	64	1	12	-	135	-	9	8	1	85
Special Research	3	2	-	-	-	-	-	-	-	2	-	2	1
Cargo	2,800	2,494	2,300	1,135	11	354	104	610	86	194	185	9	306
Trainers	4,437	3,633	3,453	17	2,144	1,085	4	129	74	180	173	7	804
Liaison	198	118	114	1	-	-	-	112	1	4	1	3	80
Helicopters	308	269	255	27	62	-	-	151	15	14	9	5	39
Utility	173	172	170	4	2	1	-	163	-	2	-	2	1

TABLE 36 - FUNCTIONAL DISTRIBUTION OF USAF AIRCRAFT BY TYPE, WORLD-WIDE, AS OF END OF QUARTER - FY 1961 (CONTINUED)

TYPE OF AIRCRAFT	TOTAL (AIR- CRAFT)	ACTIVE											TOTAL IN- ACTIVE
		Total (Active Air- craft)	Operating Active							Non-Operating Active			
			Total Opera- ting Active	Tactical and Combat Support	Training	Opera- tional Support	Admin- istra- tive	Special Activity and Util- ity Trans- port	Test and Test Support	Total (Non- Opera- ting Ac- tive)	Mainte- nance, Modifi- cation and IRAN	Other	
31 MARCH 1961													
<u>TOTAL</u>	<u>16,641</u>	<u>14,282</u>	<u>12,916</u>	<u>7,002</u>	<u>2,602</u>	<u>1,452</u>	<u>105</u>	<u>1,378</u>	<u>377</u>	<u>1,366</u>	<u>1,205</u>	<u>161</u>	<u>2,359</u>
Bombers	2,142	2,081	1,901	1,748	77	-	-	12	64	180	177	3	61
Tankers	1,288	1,262	1,200	1,144	42	1	-	1	12	62	60	2	26
Fighters	4,519	3,497	2,916	2,197	597	-	-	8	114	581	543	38	1,022
Reconnaissance	716	638	543	456	54	-	-	21	12	95	87	8	78
Search and Rescue	267	215	205	65	-	10	-	130	-	10	9	1	52
Special Research	4	3	-	-	-	-	-	-	-	3	-	3	1
Cargo	2,668	2,439	2,220	1,082	13	315	103	620	87	219	193	26	229
Trainers	4,402	3,568	3,368	271	1,759	1,125	2	141	70	200	126	74	834
Liaison	151	113	111	1	1	-	-	108	1	2	1	1	38
Helicopters	296	279	267	34	57	-	-	159	17	12	8	4	17
Utility	188	187	185	4	2	1	-	178	-	2	1	1	1
30 JUNE 1961													
<u>TOTAL</u>	<u>15,709</u>	<u>13,889</u>	<u>12,467</u>	<u>6,735</u>	<u>2,509</u>	<u>1,409</u>	<u>107</u>	<u>1,320</u>	<u>387</u>	<u>1,422</u>	<u>1,317</u>	<u>105</u>	<u>1,820</u>
Bombers	2,043	1,946	1,774	1,607	90	-	-	13	64	172	169	3	97
Tankers	1,267	1,265	1,182	1,130	42	-	-	1	9	83	80	3	2
Fighters	3,940	3,457	2,828	2,097	598	-	-	7	126	629	595	34	483
Reconnaissance	707	616	519	449	41	-	-	17	12	97	90	7	91
Search and Rescue	239	205	182	67	5	6	-	103	1	23	22	1	34
Special Research	4	3	-	-	-	-	-	-	-	3	-	3	1
Cargo	2,566	2,396	2,178	1,048	26	313	106	598	87	218	205	13	170
Trainers	4,298	3,413	3,236	294	1,647	1,089	1	135	70	177	144	33	885
Liaison	144	100	96	1	1	-	-	92	2	4	3	1	44
Helicopters	296	283	268	38	57	-	-	157	16	15	9	6	13
Utility	205	205	204	4	2	1	-	197	-	1	-	1	-

Source: Statistics and Reports Division, Directorate of Data Systems and Statistics, Comptroller of the Air Force.

TABLE 37 - FUNCTIONAL DISTRIBUTION OF USAF AIRCRAFT BY TYPE, MODEL, AND SELECTED SERIES, WORLD-WIDE - AS OF 30 JUN 1961

(IRAN - Inspection and Repair As Necessary)

TYPE, MODEL, AND SELECTED SERIES	TOTAL AIR- CRAFT	ACTIVE											TOTAL IN- ACTIVE
		Total (Active Air- craft)	Operating Active							Non-operating Active			
			Total (Opera- ting Active)	Tacti- cal and Combat Support	Training	Opera- tional Support	Admin- istra- tive	Special Activity and Util- ity Trans- port	Test and Test Support	Total (Non- Opera- ting Ac- tive)	Mainte- nance, Modifi- cation, and IRAN	Other	
TOTAL	15,709	13,889	12,467	6,735	2,509	1,409	107	1,320	387	1,422	1,317	105	1,820
BOMBERS - TOTAL	2,043	1,946	1,774	1,607	90	-	-	13	64	172	169	3	97
B-26	7	5	5	2	1	-	-	-	2	-	-	-	2
B-45	1	-	-	-	-	-	-	-	-	-	-	-	1
B-47	1,123	1,033	982	886	88	-	-	-	8	51	51	-	90
B-52	631	629	534	514	-	-	-	-	20	95	93	2	2
B-57	171	169	151	111	1	-	-	13	26	18	18	-	2
B-58	42	42	37	31	-	-	-	-	6	5	4	1	-
B-66	68	68	65	63	-	-	-	-	2	3	3	-	-
TANKERS - TOTAL	1,267	1,265	1,182	1,130	42	-	-	1	2	83	80	3	2
KB-50	119	119	107	107	-	-	-	-	-	12	10	2	-
KC-97	690	688	652	609	42	-	-	1	-	36	36	-	2
KC-135	458	458	423	414	-	-	-	-	9	35	34	1	-
FIGHTERS - TOTAL	3,940	3,457	2,828	2,097	598	-	-	7	126	629	595	34	483
F-80	2	2	2	-	-	-	-	-	2	-	-	-	-
F-80	99	6	-	-	-	-	-	-	-	6	6	-	93
F-84F	91	68	46	2	43	-	-	1	-	22	22	-	23
F-84G	2	1	-	-	-	-	-	-	-	1	1	-	1
F-86D/L	319	66	53	7	46	-	-	-	-	13	1	12	253
F-86F	59	29	28	-	27	-	-	-	1	1	-	1	30
F-86H	9	4	3	-	-	-	-	1	2	1	-	1	5
F-86A/E/K	1	1	1	-	-	-	-	-	1	-	-	-	-
F-89	92	53	50	12	38	-	-	-	-	3	3	-	39
F-100	1,304	1,289	1,147	853	257	-	-	-	37	142	134	8	15
F-101A/C	82	80	68	64	-	-	-	-	4	12	12	-	2
F-101B/F	454	451	386	360	16	-	-	-	10	65	65	-	3
Y/F/TF-102	741	740	580	466	97	-	-	-	1	160	158	2	1
F-104A/B	46	39	21	-	-	-	-	2	19	18	18	-	7
F-104C/D	82	82	69	60	-	-	-	-	9	13	12	1	-

TABLE 37 -- FUNCTIONAL DISTRIBUTION OF USAF AIRCRAFT BY TYPE, MODEL, AND SELECTED SERIES, WORLD-WIDE --
AS OF 30 JUN 1961 (CONTINUED)

TYPE, MODEL, AND SELECTED SERIES	TOTAL AIR- CRAFT	ACTIVE											TOTAL IN- ACTIVE
		Total (Active Air- craft)	Operating Active							Non-operating Active			
			Total (Opera- ting Active)	Tacti- cal and Combat Support	Training	Opera- tional Support	Admin- istra- tive	Special Activity and Util- ity Trans- port	Test and Test Support	Total (Non- Opera- ting Ac- tive)	Mainte- nance, Modifi- cation, and IRAN	Other	
FIGHTERS (Continued)													
F-105	226	224	176	92	71	-	-	-	13	48	42	6	2
YF/F-106	327	319	197	181	3	-	-	2	11	122	121	1	8
N-156F	4	3	1	-	-	-	-	-	1	2	-	2	1
RECONNAISSANCE-TOTAL	707	616	519	449	41	-	-	17	12	97	90	7	91
RB-26C	8	8	4	-	4	-	-	-	-	4	4	-	-
RB-45	1	-	-	-	-	-	-	-	-	-	-	-	1
RB-47	161	105	88	78	6	-	-	-	4	17	17	-	56
WB-47	1	1	1	1	-	-	-	-	-	-	-	-	-
RB-50	24	23	19	15	-	-	-	4	-	4	3	1	1
WB-50	47	47	42	42	-	-	-	-	-	5	5	-	-
RB-57	32	26	24	10	-	-	-	11	3	2	2	-	6
YRB-58	13	13	8	4	1	-	-	-	3	5	5	-	-
RB-66	127	122	107	87	20	-	-	-	-	15	10	5	5
WB-66	14	14	13	12	-	-	-	-	1	1	-	1	-
RC-45	13	-	-	-	-	-	-	-	-	-	-	-	13
RC-47	2	2	2	-	-	-	-	2	-	-	-	-	-
RC-121	72	72	58	56	1	-	-	-	1	14	14	-	-
RC-130	16	16	16	16	-	-	-	-	-	-	-	-	-
RF-84F	8	1	-	-	-	-	-	-	-	1	1	-	7
RF-101	165	163	134	125	9	-	-	-	-	29	29	-	2
RT-33A	1	1	1	1	-	-	-	-	-	-	-	-	-
WT-33A	2	2	2	2	-	-	-	-	-	-	-	-	-
SEARCH AND RESCUE-TOTAL	239	205	182	67	5	6	-	103	1	23	22	1	34
SA-16	60	32	30	21	-	-	-	9	-	2	2	-	28
SC-47	35	32	18	1	5	6	-	6	-	14	13	1	3
SC-54	37	36	31	31	-	-	-	-	-	5	5	-	1
SH-19	93	91	89	13	-	-	-	75	1	2	2	-	2
SH-21	14	14	14	1	-	-	-	13	-	-	-	-	-
SPECIAL RESEARCH-TOTAL	4	3	-	-	-	-	-	-	-	3	-	3	1
X-13	2	2	-	-	-	-	-	-	-	2	-	2	-
X-15	2	1	-	-	-	-	-	-	-	1	-	1	1

TABLE 37 - FUNCTIONAL DISTRIBUTION OF USAF AIRCRAFT BY TYPE, MODEL, AND SELECTED SERIES, WORLD-WIDE -
AS OF 30 JUN 1961 (CONTINUED)

TYPE, MODEL, AND SELECTED SERIES	TOTAL AIR- CRAFT	ACTIVE											TOTAL IN- ACTIVE	
		Total (Active Air- craft)	Operating Active							Non-operating Active				
			Total (Opera- ting Active)	Tacti- cal and Combat Support	Training	Opera- tional Support	Admin- istra- tive	Special Activity and Util- ity Trans- port	Test and Test Support	Total (Non- Opera- ting Active)	Mainte- nance, Modifi- cation, and IRAN	Other		
TRAINERS (Continued)														
TC-46	1	-	-	-	-	-	-	-	-	-	-	-	-	1
TC-47	2	-	-	-	-	-	-	-	-	-	-	-	-	2
TC-54	8	8	7	-	7	-	-	-	-	1	1	-	-	-
TC-121	5	5	4	-	4	-	-	-	-	1	1	-	-	-
T-28	279	40	29	-	23	-	-	5	1	11	7	4	4	239
T-29	301	299	283	8	184	41	-	40	10	16	13	3	3	2
T-33	2,674	2,401	2,277	286	821	1,047	1	84	38	124	109	15	15	273
T-34	311	21	16	-	16	-	-	-	-	5	1	4	4	290
T-37	593	571	565	-	562	-	-	-	3	6	-	6	6	22
T-38	33	26	25	-	17	-	-	-	8	1	-	1	1	7
T-39	13	11	10	-	5	1	-	-	4	1	1	-	-	2
TV-2D	2	2	2	-	-	-	-	-	2	-	-	-	-	-
LIAISON - TOTAL	144	100	96	1	1	-	-	92	2	4	3	1	1	44
L-5	1	-	-	-	-	-	-	-	-	-	-	-	-	1
L-17	1	-	-	-	-	-	-	-	-	-	-	-	-	1
L-20	141	100	96	1	1	-	-	92	2	4	3	1	1	41
L-21	1	-	-	-	-	-	-	-	-	-	-	-	-	1
HELICOPTERS - TOTAL	296	283	268	38	57	-	-	157	16	15	9	6	6	13
H-5	3	-	-	-	-	-	-	-	-	-	-	-	-	3
H-13	3	3	2	1	-	-	-	-	1	1	1	-	-	-
H-19	97	92	91	28	29	-	-	33	1	1	1	-	-	5
H-21	83	80	78	9	20	-	-	41	8	2	2	-	-	3
H-33	1	-	-	-	-	-	-	-	-	-	-	-	-	1
H-40	1	-	-	-	-	-	-	-	-	-	-	-	-	1
H-43	106	106	95	-	8	-	-	83	4	11	5	6	6	-
HU-1	2	2	2	-	-	-	-	-	2	-	-	-	-	-
UTILITY - TOTAL	205	205	204	4	2	1	-	197	-	1	-	1	-	-
U-3A	191	191	190	-	2	1	-	187	-	1	-	1	-	-
U-4A	14	14	14	4	-	-	-	10	-	-	-	-	-	-

Source: Statistics and Reports Division, Directorate of Data Systems and Statistics, Comptroller of the Air Force.

TABLE 38 - FUNCTIONAL DISTRIBUTION OF USAF MISSILES BY TYPE, MODEL, AND SERIES, WORLD-WIDE, AT END OF QUARTER - FY 1961

(IRAN - Inspection and Repair As Necessary)

TYPE, MODEL, AND SERIES	TOTAL MISSILES	ACTIVE								TOTAL IN-ACTIVE
		Total Active Missiles	Operating Active				Non-operating Active			
			Total (Operating Active)	Tactical and Combat Support	Training	Test and Test Support	Total (Non-Operating Active)	Maintenance, Modification, and IRAN	Other	
30 SEPTEMBER 1960										
TOTAL	1,012	731	553	407	43	103	178	14	164	281
STRATEGIC - TOTAL	238	200	154	101	3	50	46	1	45	38
M-62A (Snark)	28	28	27	24	-	3	1	-	1	-
M-65D (Atlas)	47	47	38	15	-	23	9	-	9	-
M-65E (Atlas)	5	5	5	-	-	5	-	-	-	-
M-72 (Quail)	21	21	19	17	-	2	2	-	2	-
M-72A (Quail)	14	14	8	8	-	-	6	-	6	-
M-75 (Thor)	53	40	19	-	3	16	21	1	20	13
M-77 (Hound Dog)	45	45	38	37	-	1	7	-	7	-
M-78 (Jupiter)	25	-	-	-	-	-	-	-	-	25
TACTICAL - TOTAL	534	292	225	174	40	11	67	12	55	242
M-61C (Matador)	366	178	155	133	22	-	23	2	21	188
M-76A (Mace)	160	107	66	41	18	7	41	10	31	53
M-76B (Mace)	8	7	4	-	-	4	3	-	3	1
AIR DEFENSE - TOTAL	198	197	147	132	-	15	50	-	50	1
M-99A (Bomarc)	198	197	147	132	-	15	50	-	50	1
TEST - TOTAL	42	42	27	-	-	27	15	1	14	-
XM-65C (Atlas)	2	2	2	-	-	2	-	-	-	-
XM-67 (Crossbow)	1	1	-	-	-	-	1	-	1	-
XM-68 (Titan)	11	11	3	-	-	3	8	-	8	-
XM-75 (Thor)	1	1	1	-	-	1	-	-	-	-
XM-81 (Agena-Discoverer)	11	11	6	-	-	6	5	-	5	-
XM-99 (Bomarc)	2	2	2	-	-	2	-	-	-	-
XM-99B (Bomarc)	2	2	2	-	-	2	-	-	-	-
X-7A (Air Defense)	12	12	11	-	-	11	1	1	-	-
31 DECEMBER 1960										
TOTAL	1,170	893	652	500	41	111	241	91	150	277
STRATEGIC - TOTAL	349	296	189	139	3	47	107	40	67	53
M-62A (Snark)	31	31	31	30	-	1	-	-	-	-
M-65D (Atlas)	52	45	37	13	-	24	8	1	7	7
M-65E (Atlas)	14	14	9	-	-	9	5	-	5	-
M-68 (Titan)	3	3	-	-	-	-	3	-	3	-
M-72 (Quail)	19	19	17	17	-	-	2	-	2	-
M-72A (Quail)	52	52	32	32	-	-	20	-	20	-
M-75 (Thor)	50	36	16	-	3	13	20	1	19	14
M-77 (Hound Dog)	98	95	47	47	-	-	48	38	10	3
M-78 (Jupiter)	30	1	-	-	-	-	1	-	1	29
TACTICAL - TOTAL	548	325	238	191	38	9	87	41	46	223
M-61C (Matador)	353	156	142	131	11	-	14	-	14	197

TABLE 38 - FUNCTIONAL DISTRIBUTION OF USAF MISSILES BY TYPE, MODEL, AND SERIES, WORLD-WIDE, AT END OF QUARTER - FY 1961 (CONTINUED)

TYPE, MODEL, AND SERIES	TOTAL MISSILES	ACTIVE							TOTAL IN-ACTIVE	
		Total Active Missiles	Operating Active				Non-operating Active			
			Total (Operating Active)	Tactical and Combat Support	Training	Test and Test Support	Total (Non-Operating Active)	Maintenance, Modification, and IRAN		Other
31 DECEMBER 1960 (Continued)										
TACTICAL (Continued)										
M-76 (Mace)	6	6	-	-	-	-	6	6	-	-
M-76A (Mace)	160	140	87	60	21	6	53	34	19	20
M-76B (Mace)	29	23	9	-	6	3	14	1	13	6
<u>AIR DEFENSE - TOTAL</u>	<u>233</u>	<u>232</u>	<u>197</u>	<u>170</u>	-	<u>27</u>	<u>35</u>	<u>9</u>	<u>26</u>	<u>1</u>
M-99A (Bomarc)	230	229	197	170	-	27	32	9	23	1
M-99B (Bomarc)	3	3	-	-	-	-	3	-	3	-
<u>TEST - TOTAL</u>	<u>40</u>	<u>40</u>	<u>28</u>	-	-	<u>28</u>	<u>12</u>	<u>1</u>	<u>11</u>	-
XM-65C (Atlas)	2	2	-	-	-	2	-	-	-	-
XM-67 (Crossbow)	1	1	-	-	-	-	1	-	1	-
XM-68 (Titan)	13	13	3	-	-	3	10	-	10	-
XM-75 (Thor)	1	1	1	-	-	1	-	-	-	-
XM-81 (Agena-Discoverer)	7	7	7	-	-	7	-	-	-	-
XM-99 (Bomarc)	2	2	2	-	-	2	-	-	-	-
XM-99B (Bomarc)	2	2	2	-	-	2	-	-	-	-
X-7A (Air Defense)	12	12	11	-	-	11	1	1	-	-
31 MARCH 1961										
<u>TOTAL</u>	<u>1,297</u>	<u>1,051</u>	<u>832</u>	<u>675</u>	<u>46</u>	<u>111</u>	<u>219</u>	<u>114</u>	<u>105</u>	<u>246</u>
<u>STRATEGIC - TOTAL</u>	<u>504</u>	<u>453</u>	<u>339</u>	<u>289</u>	<u>3</u>	<u>47</u>	<u>114</u>	<u>55</u>	<u>59</u>	<u>51</u>
M-62A (Snark)	28	28	28	27	-	1	-	-	-	-
M-65D (Atlas)	55	53	44	29	-	15	9	5	4	2
M-65E (Atlas)	24	19	10	-	-	10	9	-	9	5
M-65F (Atlas)	1	1	-	-	-	-	1	-	1	-
M-68 (Titan)	11	11	1	-	-	1	10	-	10	-
M-72 (Quail)	16	16	11	11	-	-	5	-	5	-
M-72A (Quail)	140	140	138	133	-	5	2	-	2	-
M-75 (Thor)	49	36	18	-	3	15	18	1	17	13
M-77 (Hound Dog)	151	148	89	89	-	-	59	49	10	3
M-78 (Jupiter)	29	1	-	-	-	-	1	-	1	28
<u>TACTICAL - TOTAL</u>	<u>502</u>	<u>313</u>	<u>244</u>	<u>194</u>	<u>43</u>	<u>7</u>	<u>69</u>	<u>52</u>	<u>17</u>	<u>189</u>
M-61C (Matador)	289	134	132	125	7	-	2	-	2	155
M-76 (Mace)	17	17	-	-	-	-	17	15	2	-
M-76A (Mace)	157	136	95	69	22	4	41	36	5	21
M-76B (Mace)	39	26	17	-	14	3	9	1	8	13
<u>AIR DEFENSE - TOTAL</u>	<u>246</u>	<u>240</u>	<u>221</u>	<u>192</u>	-	<u>29</u>	<u>19</u>	<u>3</u>	<u>16</u>	<u>6</u>
M-99A (Bomarc)	228	222	211	191	-	26	11	3	8	6
M-99B (Bomarc)	18	18	10	1	-	9	8	-	8	-
<u>TEST - TOTAL</u>	<u>45</u>	<u>45</u>	<u>28</u>	-	-	<u>28</u>	<u>17</u>	<u>4</u>	<u>13</u>	-
XM-65C (Atlas)	2	2	2	-	-	2	-	-	-	-

TABLE 38 - FUNCTIONAL DISTRIBUTION OF USAF MISSILES BY TYPE, MODEL, AND SERIES, WORLD-WIDE, AT END OF QUARTER - FY 1961 (CONTINUED)

TYPE, MODEL, AND SERIES	TOTAL MISSILES	ACTIVE								TOTAL IN-ACTIVE
		Total Active Missiles	Operating Active				Non-operating Active			
			Total (Operating Active)	Tactical and Combat Support	Training	Test and Test Support	Total (Non-Operating Active)	Maintenance, Modification, and IRAN	Other	
31 MARCH 1961 (Continued)										
<u>TEST</u> (Continued)										
XM-65E (Atlas)	4	4	2	-	-	2	2	-	2	-
XM-67 (Crossbow)	1	1	-	-	-	-	1	-	1	-
XM-68 (Titan)	12	12	2	-	-	2	10	1	9	-
XM-75 (Thor)	1	1	1	-	-	1	-	-	-	-
XM-81 (Agena-Discoverer)	7	7	4	-	-	4	3	2	1	-
XM-99 (Bomarc)	2	2	2	-	-	2	-	-	-	-
XM-99B (Bomarc)	4	4	4	-	-	4	-	-	-	-
X-7A (Air Defense)	12	12	11	-	-	11	1	1	-	-
30 JUNE 1961										
<u>TOTAL</u>	<u>1,345</u>	<u>1,229</u>	<u>927</u>	<u>764</u>	<u>41</u>	<u>122</u>	<u>302</u>	<u>156</u>	<u>146</u>	<u>116</u>
<u>STRATEGIC - TOTAL</u>	<u>648</u>	<u>598</u>	<u>457</u>	<u>394</u>	<u>1</u>	<u>62</u>	<u>141</u>	<u>51</u>	<u>90</u>	<u>50</u>
M-62A (Snark)	1	1	1	-	-	1	-	-	-	-
M-65D (Atlas)	59	59	45	30	-	15	14	7	7	-
M-65E (Atlas)	42	37	20	1	-	19	17	-	17	5
M-65F (Atlas)	4	4	1	-	-	1	3	-	3	-
M-68 (Titan)	19	19	3	-	-	3	16	-	16	-
M-72 (Quail)	15	15	10	10	-	5	5	-	5	-
M-72A (Quail)	230	230	228	223	-	5	2	-	2	-
M-75 (Thor)	47	33	16	-	1	15	17	1	16	14
M-77 (Hound Dog)	201	198	133	130	-	3	65	43	22	3
M-77A (Hound Dog)	1	1	-	-	-	-	1	-	1	-
M-78 (Jupiter)	29	1	-	-	-	-	1	-	1	28
<u>TACTICAL - TOTAL</u>	<u>376</u>	<u>310</u>	<u>202</u>	<u>154</u>	<u>40</u>	<u>8</u>	<u>108</u>	<u>92</u>	<u>16</u>	<u>66</u>
M-61C (Matador)	162	128	127	125	2	-	1	-	1	34
M-76 (Mace)	17	17	-	-	-	-	17	15	2	-
M-76A (Mace)	156	135	55	29	22	4	80	76	4	21
M-76B (Mace)	41	30	20	-	16	4	10	1	9	11
<u>AIR DEFENSE - TOTAL</u>	<u>278</u>	<u>278</u>	<u>243</u>	<u>216</u>	<u>-</u>	<u>27</u>	<u>35</u>	<u>8</u>	<u>27</u>	<u>-</u>
M-99A (Bomarc)	225	225	212	201	-	11	13	8	5	-
M-99B (Bomarc)	53	53	31	15	-	16	22	-	22	-
<u>TEST - TOTAL</u>	<u>43</u>	<u>43</u>	<u>25</u>	<u>-</u>	<u>-</u>	<u>25</u>	<u>18</u>	<u>5</u>	<u>13</u>	<u>-</u>
XM-65C (Atlas)	2	2	2	-	-	2	-	-	-	-
XM-65E (Atlas)	3	3	2	-	-	2	1	1	-	-
XM-68 (Titan)	16	16	3	-	-	3	13	1	12	-
XM-75 (Thor)	1	1	1	-	-	1	-	-	-	-
XM-81 (Agena-Discoverer)	5	5	3	-	-	3	2	2	-	-
XM-99 (Bomarc)	2	2	2	-	-	2	-	-	-	-
XM-99B (Bomarc)	2	2	1	-	-	1	1	-	1	-
X-7A (Air Defense)	12	12	11	-	-	11	1	1	-	-

Source: Statistics and Reports Division, Directorate of Data Systems and Statistics, Comptroller of the Air Force.

TABLE 39 - FUNCTIONAL DISTRIBUTION OF USAF AIRCRAFT AT END OF QUARTER, AND HOURS FLOWN DURING QUARTER, BY COMMAND, WORLD-WIDE - FY 1961

(IRAN - Inspection and Repair As Necessary)

COMMAND	TOTAL FLYING HOURS	TOTAL AIR-CRAFT	ACTIVE											TOTAL IN-ACTIVE
			Total (Active Air-craft)	Operating Active							Non-operating Active			
				Total (Operating Active)	Tactical and Combat Support	Training	Operational Support	Administrative	Special Activity and Utility Transport	Test and Test Support	Total (Non-Operating Active)	Maintenance, Modification, and IRAN	Other	
30 SEPTEMBER 1960														
TOTAL	<u>1,685,117</u>	<u>17,867</u>	<u>14,933</u>	<u>13,501</u>	<u>6,884</u>	<u>3,266</u>	<u>1,471</u>	<u>114</u>	<u>1,387</u>	<u>379</u>	<u>1,432</u>	<u>1,291</u>	<u>141</u>	<u>2,934</u>
Air Defense Command	171,067	1,790	1,737	1,549	983	209	131	8	218	-	188	188	-	53
Air Materiel Command	56,150	3,441	805	350	35	14	141	7	134	19	455	368	87	2,636
Air Research and Dev Command	53,594	638	596	550	-	-	88	8	95	359	46	46	-	42
Air Training Command	335,847	2,525	2,496	2,420	5	2,182	157	4	72	-	76	66	10	29
Air University	19,519	162	157	153	-	-	148	2	3	-	4	1	3	5
Alaskan Air Command	12,628	123	121	117	62	18	7	2	28	-	4	4	-	2
Caribbean Air Command	3,554	35	34	31	-	-	-	1	30	-	3	1	2	1
Continental Air Command	12,182	90	81	81	-	-	33	5	43	-	-	-	-	9
Headquarters Command, USAF	45,497	343	329	316	-	-	154	21	140	1	13	13	-	14
Military Air Transport Service	233,740	1,001	983	876	716	2	73	14	71	-	107	93	14	18
Pacific Air Forces	68,945	791	783	680	451	39	85	12	93	-	103	102	1	8
Strategic Air Command	378,809	3,711	3,636	3,485	2,859	177	190	14	245	-	151	150	1	75
Tactical Air Command	146,503	1,743	1,712	1,565	856	524	74	5	106	-	147	124	23	31
USAF Academy	4,759	44	42	41	-	16	23	1	1	-	1	1	-	2
U S Air Forces in Europe	140,885	1,419	1,412	1,278	917	85	167	9	100	-	134	134	-	7
USAF Security Service	1,438	11	9	9	-	-	-	1	8	-	-	-	-	2
31 DECEMBER 1960														
TOTAL	<u>1,541,495</u>	<u>17,341</u>	<u>14,434</u>	<u>13,103</u>	<u>6,882</u>	<u>2,948</u>	<u>1,458</u>	<u>108</u>	<u>1,334</u>	<u>373</u>	<u>1,331</u>	<u>1,221</u>	<u>110</u>	<u>2,907</u>
Air Defense Command	147,899	1,774	1,701	1,480	945	179	127	9	220	-	221	221	-	73
Air Materiel Command	49,442	3,274	747	357	44	20	144	5	128	16	390	313	77	2,527
Air Research and Dev Command	49,906	645	599	541	-	-	81	9	94	357	58	58	-	46
Air Training Command	261,392	2,266	2,223	2,187	6	1,930	173	4	74	-	36	32	4	43
Air University	22,477	163	156	152	-	-	147	2	3	-	4	1	3	7
Alaskan Air Command	11,884	128	122	119	63	18	7	2	29	-	3	3	-	6
Caribbean Air Command	3,665	36	35	31	-	-	-	1	30	-	4	3	1	1

TABLE 39 - FUNCTIONAL DISTRIBUTION OF USAF AIRCRAFT AT END OF QUARTER, AND HOURS FLOWN DURING QUARTER, BY COMMAND, WORLD-WIDE - FY 1961 (CONTINUED)

COMMAND	TOTAL FLYING HOURS	TOTAL AIR-CRAFT	ACTIVE											TOTAL IN-ACTIVE
			Total (Active Aircraft)	Operating Active							Non-operating Active			
				Total (Operating Active)	Tactical and Combat Support	Training	Operational Support	Administrative	Special Activity and Utility Transport	Test and Test Support	Total (Non-Operating Active)	Maintenance, Modification, and IRAN	Other	
31 DECEMBER 1960 (Continued)														
Continental Air Command	9,488	77	68	66	-	-	27	2	37	-	2	2	-	9
Headquarters Command, USAF	44,241	325	306	301	-	-	160	18	123	-	5	5	-	19
Military Air Transport Service	237,397	987	970	853	701	2	71	11	68	-	117	117	-	17
Pacific Air Forces	69,100	821	800	710	481	32	85	12	100	-	90	88	2	21
Strategic Air Command	372,703	3,712	3,623	3,488	2,864	179	183	15	247	-	135	135	-	89
Tactical Air Command	141,566	1,736	1,699	1,565	910	492	75	6	82	-	134	111	23	37
USAF Academy	4,985	40	38	37	-	17	19	1	-	-	1	1	-	2
U S Air Forces in Europe	113,953	1,346	1,338	1,207	868	79	159	10	91	-	131	131	-	8
USAF Security Service	1,397	11	9	9	-	-	-	1	8	-	-	-	-	2
31 MARCH 1961														
TOTAL	1,529,612	16,641	14,282	12,916	7,002	2,602	1,452	105	1,378	377	1,366	1,205	161	2,359
Air Defense Command	153,827	1,800	1,739	1,492	1,032	59	180	8	213	-	247	246	1	61
Air Materiel Command a/	55,809	2,669	685	360	56	18	137	6	124	19	325	280	45	1,984
Air Research and Dev Command b/	50,559	619	575	537	-	-	80	6	94	357	38	38	-	44
Air Training Command	212,534	2,269	2,189	2,097	10	1,815	193	4	75	-	92	49	43	80
Air University	21,300	160	156	152	-	3	144	2	3	-	4	1	3	4
Alaskan Air Command	12,685	130	125	114	72	4	7	2	29	-	11	11	-	5
Caribbean Air Command	4,011	37	36	33	-	-	-	1	32	-	3	2	1	1
Continental Air Command	8,297	53	43	41	-	-	18	1	22	-	2	2	-	10
Headquarters Command, USAF	38,486	298	287	282	-	-	145	21	115	1	5	5	-	11
Military Air Transport Service	235,434	979	963	841	694	1	68	12	66	-	122	118	4	16
Pacific Air Forces	75,287	803	793	694	509	-	75	13	97	-	99	86	13	10
Strategic Air Command	391,258	3,692	3,606	3,449	2,818	180	171	14	266	-	157	157	-	86
Tactical Air Command	148,708	1,771	1,734	1,612	946	501	72	5	88	-	122	96	26	37
USAF Academy	4,980	3	1	1	-	1	-	-	-	-	-	-	-	2
U S Air Forces in Europe	114,970	1,347	1,341	1,202	865	20	162	9	146	-	139	114	25	6
USAF Security Service	1,467	11	9	9	-	-	-	1	8	-	-	-	-	2

TABLE 39 - FUNCTIONAL DISTRIBUTION OF USAF AIRCRAFT AT END OF QUARTER, AND HOURS FLOWN DURING QUARTER, BY COMMAND, WORLD-WIDE - FY 1961 (CONTINUED)

COMMAND	TOTAL FLYING HOURS	TOTAL AIR-CRAFT	ACTIVE											TOTAL IN-ACTIVE
			Total (Active Aircraft)	Operating Active							Non-operating Active			
				Total (Operating Active)	Tactical and Combat Support	Training	Operational Support	Administrative	Special Activity and Utility Transport	Test and Test Support	Total (Non-Operating Active)	Maintenance, Modification, and IRAN	Other	
30 JUNE 1961														
TOTAL	<u>1,604,971</u>	<u>15,709</u>	<u>13,889</u>	<u>12,467</u>	<u>6,735</u>	<u>2,509</u>	<u>1,409</u>	<u>107</u>	<u>1,320</u>	<u>387</u>	<u>1,422</u>	<u>1,317</u>	<u>105</u>	<u>1,820</u>
Air Defense Command	172,483	1,771	1,712	1,418	1,000	58	152	10	198	-	294	292	2	59
Air Materiel Command a/.	60,048	2,186	715	387	54	18	153	10	126	26	328	292	36	1,471
Air Research and Dev Command b/.	53,190	612	565	525	-	-	77	5	86	357	40	40	-	47
Air Training Command	249,603	2,103	2,051	2,005	8	1,719	202	3	70	3	46	44	2	52
Air University	20,967	163	155	151	-	1	145	2	3	-	4	1	3	8
Alaskan Air Command	13,189	129	124	117	76	4	6	3	28	-	7	7	-	5
Caribbean Air Command	4,408	37	36	35	-	-	-	2	33	-	1	1	-	1
Continental Air Command	5,766	42	32	31	-	-	14	-	17	-	1	1	-	10
Headquarters Command, USAF	38,014	303	294	289	-	-	145	22	121	1	5	5	-	9
Military Air Transport Service	234,180	947	930	827	710	-	51	11	55	-	103	102	1	17
Pacific Air Forces	71,679	792	780	651	476	-	75	13	87	-	129	122	7	12
Strategic Air Command	404,085	3,487	3,404	3,258	2,633	174	176	15	260	-	146	146	-	83
Tactical Air Command	152,267	1,774	1,741	1,588	920	515	63	2	88	-	153	124	29	33
USAF Academy	-	3	1	1	-	1	-	-	-	-	-	-	-	2
U S Air Forces in Europe	123,425	1,349	1,340	1,175	858	19	150	8	140	-	165	140	25	9
USAF Security Service	1,667	11	9	9	-	-	-	1	8	-	-	-	-	2

a/ Redesignated as Air Force Logistics Command, 1 April 1961.

b/ Redesignated as Air Force Systems Command, 1 April 1961.

Source: Statistics and Reports Division, Directorate of Data Systems and Statistics, Comptroller of the Air Force.

TABLE 40 - AGE (IN MONTHS) DISTRIBUTION OF USAF AIRCRAFT BY TYPE, MODEL AND SELECTED SERIES, WORLD-WIDE - AS OF 30 JUN 1961 (CONTINUED)

AIRCRAFT BY TYPE AND MODEL	AV-ERAGE AGE IN MONTHS	TOTAL AIR-CRAFT	AGE IN MONTHS									
			0 thru 12	13 thru 24	25 thru 36	37 thru 48	49 thru 60	61 thru 72	73 thru 84	85 thru 96	97 thru 108	109 and Older
HELICOPTERS - TOTAL	55.9	296	52	49	8	9	5	51	41	27	47	7
H-5		3	-	-	-	-	-	-	-	-	-	3
H-13		3	-	-	-	-	3	-	-	-	-	-
H-19		97	-	-	-	-	-	-	19	27	47	4
H-21		83	-	-	-	8	2	51	22	-	-	-
H-33		1	-	1	-	-	-	-	-	-	-	-
H-40		1	-	-	-	1	-	-	-	-	-	-
H-43		106	51	47	8	-	-	-	-	-	-	-
H-ULA		1	-	1	-	-	-	-	-	-	-	-
H-ULB		1	1	-	-	-	-	-	-	-	-	-
UTILITY - TOTAL	35.6	205	35		64	77	15	14				
U-3A/B		191	35	-	64	77	15	14	-	-	-	-
U-4A/B		14	-	-	-	-	-	-	-	-	-	-

Source: Statistics and Reports Division, Directorate of Data Systems and Statistics, Comptroller of the Air Force.

TABLE 41 - AGE (IN MONTHS) DISTRIBUTION OF USAF MISSILES, WORLD-WIDE - AS OF 30 JUN 1961

TYPE AND MODEL	AV-ERAGE AGE IN MONTHS	TOTAL MIS-SILES	AGE IN MONTHS									
			0 thru 12	13 thru 24	25 thru 36	37 thru 48	49 thru 60	61 thru 72	73 thru 84	85 thru 96	97 thru 108	109 and Older
MISSILES - TOTAL	17.0	1,348	758	267	143	35	89	26	28	2		
M-61C		162	-	-	-	26	83	25	28	-	-	-
M-62A		1	-	-	1	-	-	-	-	-	-	-
M-65C		2	-	1	1	-	-	-	-	-	-	-
M-65D		59	26	29	4	-	-	-	-	-	-	-
M-65E		45	42	3	-	-	-	-	-	-	-	-
M-65F		4	4	-	-	-	-	-	-	-	-	-
M-68		35	32	1	2	-	-	-	-	-	-	-
M-72		15	11	4	-	-	-	-	-	-	-	-
M-72A		230	230	-	-	-	-	-	-	-	-	-
M-75		51	20	14	16	1	-	-	-	-	-	-
M-76		17	17	-	-	-	-	-	-	-	-	-
M-76A		156	-	63	88	3	2	-	-	-	-	-
M-76B		41	33	1	4	2	-	-	-	1	-	-
M-77		201	182	19	-	-	-	-	-	-	-	-
M-77A		1	1	-	-	-	-	-	-	-	-	-
M-78		29	7	6	16	-	-	-	-	-	-	-
M-81		5	4	-	1	-	-	-	-	-	-	-
M-99		2	-	-	-	1	-	-	-	1	-	-
M-99A		225	94	126	5	-	-	-	-	-	-	-
M-99B		55	55	-	-	-	-	-	-	-	-	-
X-7A		12	-	-	6	1	4	1	-	-	-	-

Source: Statistics and Reports Division, Directorate of Data Systems and Statistics, Comptroller of the Air Force.

TABLE 42 - AGE (IN MONTHS) DISTRIBUTION OF USAF DRONES, WORLD-WIDE - AS OF 30 JUN 1961

TYPE AND MODEL	AV- ERAGE AGE IN MONTHS	TOTAL DRONES	AGE IN MONTHS									
			0 thru 12	13 thru 24	25 thru 36	37 thru 48	49 thru 60	61 thru 72	73 thru 84	85 thru 96	97 thru 108	109 and older
<u>DRONES - TOTAL . . .</u>	<u>35.6</u>	<u>242</u>	<u>151</u>	<u>19</u>	<u>4</u>	<u>6</u>	<u>6</u>	<u>6</u>	<u>17</u>	<u>1</u>	-	<u>32</u>
QB-47E		12	-	-	-	-	-	5	7	-	-	-
QF-80F		32	-	-	-	-	-	-	-	-	-	32
QF-104A		4	-	-	-	-	3	1	-	-	-	-
Q-2A		9	-	1	4	3	1	-	-	-	-	-
Q-2C		168	151	17	-	-	-	-	-	-	-	-
Q-4		5	-	-	-	3	2	-	-	-	-	-
Q-4B		1	-	1	-	-	-	-	-	-	-	-
QM-61A		11	-	-	-	-	-	-	10	1	-	-

Source: Statistics and Reports Division, Directorate of Data Systems and Statistics, Comptroller of the Air Force.

TABLE 43 - USAF AIRCRAFT ACCUMULATIVE NET GAINS AND LOSSES BY TYPE, MODEL, AND SELECTED SERIES AIRCRAFT, WORLD-WIDE - AS OF 30 JUN 1961

TYPE, MODEL, AND SERIES	PROCUREMENT PROGRAM		TOTAL NET LOSSES TO DATE c/	INVENTORY AS OF 30 JUNE 1961 d/
	Total Accepted To Date a/	Date of First and Last Acceptance b/		
<u>TOTAL</u>				<u>18,770</u>
<u>B-17G - Total</u>	<u>9,680</u>	Aug 1943 through Jul 1945	<u>9,627</u>	-
RB-17G	Converted B-17G		2	-
SB-17G	Converted B-17G		3	-
TB-17G	Converted B-17G		14	-
VB-17G	Converted B-17G		30	-
B-17P	Converted B-17G		4	-
<u>B-25J - Total</u>	<u>4,318</u>	Dec 1943 through Aug 1945	<u>3,332</u>	-
RB-25	Converted B-25J		2	-
TB-25J	Converted B-25J		222	-
TB-25K	Converted B-25J		50	-
TB-25L	Converted B-25J		75	-
TB-25M	Converted B-25J		37	-
TB-25N	Converted B-25J		560	-
VB-25J	Converted B-25J		13	-
VB-25N	Converted B-25J		27	-
<u>B-26B/C - Total</u>	<u>2,246</u>	Sep 1943 through Mar 1946	<u>2,048</u>	7
RB-26C	Converted B-26C		222	8
WB-26	Converted B-26		2	-
TB-26B	Converted B-26B		70	43
TB-26C	Converted B-26C		34	8
VB-26B	Converted B-26C		2	2
VB-26C	Converted B-26		-	-
<u>B-29 - Total</u>	<u>2,537</u>	Sep 1943 through Oct 1945	<u>2,243</u>	-
WB-29	Converted B-29		61	-
KB-29P	Converted B-29		2	-
RB-29	Converted B-29		17	-
TB-29	Converted B-29		310	4
<u>B-29A - Total</u>	<u>1,119</u>	Jan 1944 through Jun 1946	<u>1,118</u>	-
TB-29A	Converted B-29A		-	1
B-45C	10 Converted RB-45C	May 1949 through Apr 1950	10	1
			-	-
<u>B-47B - Total</u>	<u>397</u>	Apr 1951 through Jul 1953	<u>316</u>	<u>47</u>
YRB-47B	Converted B-47B		1	-
TB-47B	Converted B-47B		28	4
WB-47B	Converted B-47B		-	1
<u>B-47E - Total</u>	<u>1,341</u>	Feb 1953 through Feb 1957	<u>265</u>	<u>1,076</u>
YDB-47E	Converted B-47E		-	-
TB-50A	Converted B-50A		3	-
<u>B-50D - Total</u>	<u>222</u>	Jan 1944 through Dec 1950	<u>19</u>	-
KB-50J	Converted B-50D and TB-50H		5	97
KB-50K	Converted B-50D and TB-50H		2	22
TB-50D	Converted B-50D		5	2
WB-50D	Converted B-50D		23	47
RB-50E	Converted B-50B		7	5

TABLE 43 - USAF AIRCRAFT ACCUMULATIVE NET GAINS AND LOSSES BY TYPE, MODEL, AND SELECTED SERIES AIRCRAFT, WORLD-WIDE - AS OF 30 JUN 1961 (CONTINUED)

TYPE, MODEL, AND SERIES	PROCUREMENT PROGRAM		TOTAL NET LOSSES TO DATE c/	INVENTORY AS OF 30 JUNE 1961 d/
	Total Accepted To Date a/	Date of First and Last Acceptance b/		
RB-50F	Converted B-50B		-	16
RB-50G	Converted B-50B		9	3
B-52A	3	Jun 1954 through Sep 1954	2	1
B-52B	8 Converted 44 as RB-52B	Aug 1954 through Aug 1956	9	43
B-52C	35	Feb 1956 through Dec 1956	2	33
B-52D	170	Jun 1956 through Nov 1958	12	158
B-52E	100	Oct 1956 through Jun 1958	1	99
B-52F	89	Jun 1958 through Feb 1959	2	87
B-52G	193	Oct 1958 through Feb 1961	3	190
B-52H	20	Mar 1961 - In Production	-	20
B-57A	8	Aug 1953 through Dec 1953	7	1
<u>B-57B - Total</u>	<u>202</u>	<u>Jul 1954 through May 1956</u>	<u>80</u>	<u>102</u>
RB-57B	Converted B-57B		1	13
RB-57C	Converted RB-57B		-	6
<u>B-57C - Total</u>	<u>38</u>	<u>Jan 1955 through May 1956</u>	<u>21</u>	<u>10</u>
TB-57C	Converted B-57C		-	7
<u>B-57E - Total</u>	<u>68</u>	<u>May 1956 through Mar 1957</u>	<u>4</u>	<u>60</u>
RB-57E	Converted B-57E		-	4
<u>B/RB-58A - Total</u>	<u>68</u>	<u>May 1957 - In Production</u>	<u>10</u>	<u>55</u>
TB-58A	Converted B-58		-	3
B-66B	72	Nov 1954 through Oct 1957	5	67
B-66D	Converted WB-66D		-	1
S2F-1	Navy Production		-	3
KC-97E	60	Jun 1951 through Feb 1952	59	1
KC-97F	158	Mar 1952 through May 1953	19	139
<u>KC-97G - Total</u>	<u>592</u>	<u>May 1953 through Nov 1956</u>	<u>25</u>	<u>565</u>
C-97J	Converted KC-97G		-	2
<u>KC-135A - Total</u>	<u>470</u>	<u>Jan 1957 - In Production</u>	<u>12</u>	<u>458</u>
F-8U	Navy Production		-	2
<u>F-51D - Total</u>	<u>7,956</u>	<u>Oct 1943 through Aug 1945</u>	<u>7,954</u>	-
TF-51D	Converted F-51D		2	-
<u>F-80A/B/C - Total</u>	<u>1,563</u>	<u>Feb 1945 through Oct 1951</u>	-	<u>22</u>
TF-80C	Converted F-80C		5	-

TABLE 43 - USAF AIRCRAFT ACCUMULATIVE NET GAINS AND LOSSES BY TYPE, MODEL, AND SELECTED SERIES AIRCRAFT, WORLD-WIDE - AS OF 30 JUN 1961 (CONTINUED)

TYPE, MODEL, AND SERIES	PROCUREMENT PROGRAM		TOTAL NET LOSSES TO DATE c/	INVENTORY AS OF 30 JUNE 1961 d/
	Total Accepted To Date a/	Date of First and Last Acceptance b/		
F-84F	1,496	Nov 1952 through Feb 1957	1,104	413
F-84G	1,260	Jul 1951 through Apr 1953	1,387	3
F-86A	554	Apr 1948 through Feb 1951	553	1
F-86D - Total	2,504	Mar 1951 through Sep 1955	1,339	244
NYF-86K	Converted F-86D		2	-
F-86L	Converted F-86D		624	295
F-86E	396	Feb 1951 through Oct 1952	454	-
F-86F - Total	1,963	Mar 1952 through Jun 1954	2,036	99
TF-86F	Converted F-86F		-	-
F-86H	473	Sep 1953 through Oct 1955	292	181
F-89D - Total	682	Jun 1952 through Mar 1956	322	25
F-89J	Converted F-89D		16	319
F-89H	156	Sep 1955 through Oct 1956	154	2
F-94C	387	Jul 1951 through May 1954	387	-
F-100A	203	Oct 1953 through Jul 1955	133	70
F-100C	476	Oct 1954 through Jul 1956	157	319
F-100D	1,307	Nov 1955 through Aug 1959	460	847
F-100F	339	Mar 1957 through Sep 1959	94	245
F-101A	77	Aug 1954 through Oct 1957	35	42
F-101B - Total	480	Mar 1957 through Apr 1961	91	389
F-101F	Converted F-101B		-	65
F-101C	47	Aug 1956 through May 1958	7	40
F-102A - Total	875	Jun 1955 through Sep 1958	104	769
YF-102C	Converted F-102A		1	1
TF-102A	111	Nov 1955 through Jul 1958	8	103
F-104A	170	Feb 1956 through Dec 1958	78	92
F-104B	26	Jan 1957 through Nov 1958	11	15
F-104C	77	Sep 1958 through Jun 1959	16	61
F-104D	21	Nov 1958 through Sep 1959	-	21
F-104F	30	Sep 59 - through Oct 1960	30	-
F-105A	2	Nov 1955 through Jun 1956	2	-
F-105B	78	Aug 1956 through Dec 1959	17	61

TABLE 43 - USAF AIRCRAFT ACCUMULATIVE NET GAINS AND LOSSES BY TYPE, MODEL, AND SELECTED SERIES AIRCRAFT, WORLD-WIDE - AS OF 30 JUN 1961 (CONTINUED)

TYPE, MODEL, AND SERIES	PROCUREMENT PROGRAM		TOTAL NET LOSSES TO DATE c/	INVENTORY AS OF 30 JUNE 1961 d/
	Total Accepted To Date a/	Date of First and Last Acceptance b/		
F-105D	166	Jul 1959 - In Production	1	165
F-106A	275	Dec 1956 through Dec 1961	10	265
YF-106C	2	Accepted on F-106A Contract	1	1
F-106B	63	Apr 1958 through Dec 1961	2	61
N-156F	Navy Production		-	4
RB-45C	33	Jul 1950 through Feb 1951	32	1
RB-47E - Total	255	Jul 1953 through Aug 1955	126	114
RB-47K	Converted RB-47E		-	15
RB-47H	35	Jul 1955 through Jun 1957	3	32
RB-57A	67 Converted 1 B-57A	Dec 1953 through Aug 1954	18	49
RB-57D	20	Nov 1955 through Mar 1957	3	17
RB-66A	5	Jun 1954 through Dec 1954	4	1
RB-66B	145	Dec 1954 through Oct 1957	40	105
RB-66C	36	Oct 1955 through Jun 1957	15	21
WB-66D	36	May 1957 through Jan 1958	22	14
RF-84F - Total	388	Aug 1953 through Nov 1956	225	156
RF-84K	Converted RF-84F		-	7
RF-101A	35	Dec 1956 through Oct 1957	9	26
YRF-101A	2	May 1955 through Jun 1955	1	1
RF-101C	166	Sep 1956 through Mar 1959	28	138
RC-121C - Total	10	Nov 1953 through Oct 1954	3	2
TC-121C	Converted RC-121C		-	5
RC-121D	72	Aug 1954 through Oct 1956	2	70
RC-130A	15 Converted 1 C-130A	Mar 1959 through Nov 1959	-	16
SA-16A - Total	300	Jul 1949 through Feb 1954	143	69
SA-16B	Converted SA-16A		2	86
SC-130B	5	Dec 1959 through Mar 1961	5	-
X-13	2	Jun 1959	-	2
X-15	2	Feb 1960	-	2

TABLE 43 - USAF AIRCRAFT ACCUMULATIVE NET GAINS AND LOSSES BY TYPE, MODEL, AND SELECTED SERIES AIRCRAFT, WORLD-WIDE - AS OF 30 JUN 1961 (CONTINUED)

TYPE, MODEL, AND SERIES	PROCUREMENT PROGRAM		TOTAL NET LOSSES TO DATE c/	INVENTORY AS OF 30 JUNE 1961 d/
	Total Accepted To Date a/	Date of First and Last Acceptance b/		
AC-1	Army Production		-	1
<u>C-45G - Total</u>	<u>372</u> Remanufactured C-45B/F, T-7C and T-11's	Oct 1951 through Jul 1953	<u>332</u>	<u>1</u>
TC-45H	Converted TC-45G		34	5
<u>C-45H - Total</u>	<u>432</u> Remanufactured C-45B/F	Jul 1953 through Mar 1955	<u>373</u>	<u>39</u>
RC-45H	Converted C-45H		7	13
C-46A	1,493	Oct 1942 through Jun 1945	1,460	33
<u>C-46D - Total</u>	<u>1,410</u>	Aug 1944 through Jul 1945	<u>1,364</u>	<u>44</u>
TC-46D	Converted C-46D		1	1
C-46F	234	Jul 1945 through Sep 1945	234	-
C-47	953	Jan 1942 through Apr 1943	951	2
<u>C/AC/VC-47A - Total</u>	<u>5,131</u>	Feb 1943 through Jun 1944	<u>4,697</u>	<u>389</u>
RC-47A	Converted C/AC/ VC-47A		-	1
SC-47A	Converted C/AC/ VC-47A		9	24
C-117C	Converted C-47A		1	10
<u>C/VC-47B - Total</u>	<u>3,365</u>	Jun 1944 through Nov 1945	<u>3,348</u>	<u>14</u>
C/AC/VC-47D	Converted C/VC-47D		100	565
RC-47D	Converted C-47D		-	1
SC-47D	Converted C-VC-47D and SC-47A		-	11
TC-47D	Converted C-47D		-	34
C-47E	Converted C-47A/D		-	2
C/VC-53	206	Oct 1941 through Sep 1942	205	1
VC-53D	159	Feb 1943 through Jul 1943	159	-
<u>C-54A - Total</u>	<u>252</u>	Dec 1942 through Oct 1944	<u>250</u>	-
C-54A	Converted ZC-54A		-	1
VC-54C	Converted ZC-54A		-	1
<u>C/AC/VC-54D - Total</u>	<u>380</u>	Jan 1945 through Sep 1945	<u>224</u>	<u>122</u>
SC-54D	Converted C-54D		-	37
TC-54D	Converted C-54D		-	8
<u>C-54E - Total</u>	<u>125</u>	Jan 1945 through Jun 1945	<u>63</u>	<u>35</u>
C-54M	Converted C-54E		-	27
C/VC-54G	162	Jan 1945 through Jan 1946	66	96
<u>YC-97 - Total</u>	<u>6</u>	May 1947 through Aug 1947	<u>5</u>	-
C-97F	Converted YC-97		1	-

TABLE 43 -- USAF AIRCRAFT ACCUMULATIVE NET GAINS AND LOSSES BY TYPE, MODEL, AND SELECTED SERIES AIRCRAFT, WORLD-WIDE - AS OF 30 JUN 1961 (CONTINUED)

TYPE, MODEL, AND SERIES	PROCUREMENT PROGRAM		TOTAL NET LOSSES TO DATE c/	INVENTORY AS OF 30 JUNE 1961 d/
	Total Accepted To Date a/	Date of First and Last Acceptance b/		
<u>C-97A - Total</u>	53	Feb 1948 through Dec 1950	7	40
C-97D	Converted 1 C-97A/B		-	7
C-97C	14	Feb 1951 through May 1951	2	12
C-97E	Converted KC-97E		-	1
<u>C/VC-117A - Total</u>	17	May 1945 through Oct 1945	2	7
C/VC-117B	Converted C-117A		-	8
VC-118	-	Jul 1947	-	1
C/VC-118A	101	Jul 1952 through Jan 1956	10	129
C-119C	303	Mar 1950 through Feb 1953	45	285
	Converted 27 C-119B's			
<u>C-119F/G - Total</u>	588	Feb 1953 through Nov 1955	114	412
C-119J	Converted 1 C-119G		-	63
C-121A	9	Dec 1948 through Mar 1949	-	9
C-121C	33	Jun 1955 through May 1956	-	33
VC-121E	1	Sep 1954	-	1
YC-121F	2	Mar 1955	-	2
C-121G	Navy Production		1	31
<u>C-123B - Total</u>	284	Sep 1953 through Jul 1958	27	247
C-123J	Converted C-123B		-	10
YC-123H	1	May 1957	-	1
C-124A	204	Apr 1950 through Dec 1952	27	177
C-124C	243	Jan 1953 through Apr 1955	21	222
<u>YC-130 - Total</u>	2	Aug 1954 through Jan 1955	3	-
NC-130	Converted 2 YC-130		-	1
C-130A	216	Feb 1955 through Jan 1959	31	185
C-130B	89	Dec 1958 - In Production	9	80
	Converted C-130A			
C-130D	Converted C-130C		-	13
C-130E	1	Jun 1961 - In Production	-	1
<u>C/VC-131A - Total</u>	26	Mar 1954 through Dec 1954	-	30
CT-29A	Converted T/VT-29		-	4
VT-29B	Converted AC-131A		-	14
	Converted AC-131A		-	

TABLE 43 - USAF AIRCRAFT ACCUMULATIVE NET GAINS AND LOSSES BY TYPE, MODEL, AND SELECTED SERIES AIRCRAFT, WORLD-WIDE - AS OF 30 JUN 1961 (CONTINUED)

TYPE, MODEL, AND SERIES	PROCUREMENT PROGRAM		TOTAL NET LOSSES TO DATE c/	INVENTORY AS OF 30 JUNE 1961 d/
	Total Accepted To Date a/	Date of First and Last Acceptance b/		
C-131B	36	Dec 1954 through Sep 1955	1	35
YC-131C	2	May 1954 through Jun 1954	2	-
C-131D	33	Aug 1954 through Jul 1956	1	32
C-131E	12	Jul 1956 through Oct 1956 and Dec 1957	2	10
C-133A	35	Apr 1955 through Nov 1959	4	31
C-133B	15 Converted 3 C-133A's	Dec 1959 through Apr 1961	1	17
YC-134A	Navy Production		-	1
VC-137A	3	May 1959 through Jun 1959	-	3
T-28A	1,194	Jul 1949 through Nov 1950	903	291
T-29A - Total	48	Feb 1950 through Dec 1951	8	30
VT-29A	Converted T-29B and T-29A		-	10
T-29B	105	Dec 1951 through Aug 1953	25	80
T-29C - Total	119	Aug 1953 through Apr 1955	-	107
AC-131A	Converted T-29C		-	-
VT-29C	Converted T-29C		-	12
AT-29C	Converted AC-131C		-	-
T-29D - Total	92	Sep 1953 through Aug 1955	8	84
VT-29D	Converted T-29D		-	6
VT-29E	Converted VT-29B		-	1
T-33A - Total	4,137	Aug 1948 through Aug 1959	1,229	2,876
RT-33A	85	Sep 1954 through Jun 1955	58	1
WT-33A	Converted T-33A Converted T-33A		2	2
T-34A	450	Sep 1953 through Sep 1956	86	364
T-37A	413	Sep 1955 through Oct 1959	38	4
T-37B	218 Converted 187 T-37A's	Nov 1959 - In Production	-	589
T-38A - Total	33	Jun 1959 - In Production	-	31
YT-38	Accepted on T-38 contract		-	2
T-39A	7	Oct 1960 - In Production	-	7
T-39B	6	Jan 1961 through May 1961	-	6

TABLE 43 - USAF AIRCRAFT ACCUMULATIVE NET GAINS AND LOSSES BY TYPE, MODEL, AND SELECTED SERIES AIRCRAFT, WORLD-WIDE - AS OF 30 JUN 1961 (CONTINUED)

TYPE, MODEL, AND SERIES	PROCUREMENT PROGRAM		TOTAL NET LOSSES TO DATE c/	INVENTORY AS OF 30 JUNE 1961 d/
	Total Accepted To Date a/	Date of First and Last Acceptance b/		
TV-2D	Navy Production		-	2
L-5	1,813	Nov 1942 through Jul 1944	1,813	-
L-5G	115	Jul 1945 through Aug 1945	114	1
L-17A	Army Production		2	-
L-17B		Nov 1948 through Feb 1949	32	1
L-17C	Army Production		4	-
YL-20	6	Feb 1951 through Apr 1951	6	-
L-20A	212 Army Production	Oct 1951 through Oct 1953	189	144
L-21A	Army Production		21	1
L-23F	Army Production		17	-
L-26B - Total	15	Jul 1955 through Mar 1956	$\frac{1}{-}$	-
U-4A	Converted L-26B		-	12
U-4B	Converted U-4A		-	2
L-27A - Total	160	May 1957 through Nov 1959	$\frac{2}{-}$	-
U-3A	Converted L-27A		-	156
L-28A	3	Feb 1959	3	-
H-5G - Total	39	Mar 1948 through Mar 1949	$\frac{35}{1}$	$\frac{3}{-}$
TH-5G	Converted H-5G		1	-
H-5H	16	Jun 1949 through Jan 1950	16	-
H-13G	51 2 Army Production	Dec 1953 through May 1954	53	-
H-13H	Army Production		54	2
H-13J	2	Mar 1957	-	2
H-19A - Total	50	Nov 1951 through Jun 1952	$\frac{30}{3}$	$\frac{4}{13}$
SH-19A	Converted H-19A		3	-
H-19B	234	Feb 1953 through Nov 1954	44	94
SH-19B	Converted 1 H-19A Converted H-19B		8	89
H-21A	32	Sep 1953 through Nov 1954	12	20
H-21B - Total	161	Nov 1954 through Nov 1957	$\frac{63}{4}$	$\frac{80}{14}$
SH-21B	Converted H-21B		4	-
H-21C	Army Production		1	1
H-23C	Army Production		1	-

TABLE 43 - USAF AIRCRAFT ACCUMULATIVE NET GAINS AND LOSSES BY TYPE, MODEL, AND SELECTED SERIES AIRCRAFT, WORLD-WIDE - AS OF 30 JUN 1961 (CONTINUED)

TYPE, MODEL, AND SERIES	PROCUREMENT PROGRAM		TOTAL NET LOSSES TO DATE c/	INVENTORY AS OF 30 JUNE 1961 d/
	Total Accepted To Date a/	Date of First and Last Acceptance b/		
XH-33	-	Aug 1959	-	1
H-34A	Army Production		-	1
H-37A	Army Production		1	1
XH-40	Army Production		1	1
H-43A	17	Nov 1958 through Jul 1959	-	17
H-43B	92	Jan 1959 - In Production	2	90
HU-1A	Army Production		99	5
HU-1B	Army Production		17	7
HOK-1	Navy Production		1	-
U-1A	Army Production		4	5
U-3B	35	Dec 1960 through Jun 1961	-	35

a/ Acceptances are those aircraft procured for the USAF, ANG, and AFR only.

b/ Date of first and last acceptance for converted models are within the dates shown for basic model.

c/ Where information is not available, net losses for converted models are listed under original production model.

d/ Total inventory includes USAF, Air Force Reserve, Air National Guard, Earmarked and aircraft possessed but not assigned to the USAF, AFR, and ANG. Example: MAP aircraft at AMC depots and AMC contract facilities. The inventory includes aircraft transferred to the USAF from other services. Example: Navy aircraft transferred to MATS for Single Manager Airlift.

Source: Statistics and Reports Division, Directorate of Data Systems and Statistics, Comptroller of the Air Force.

TABLE 44 - USAF AND COMPONENTS AIRCRAFT GAINS AND LOSSES BY TYPE, MODEL, AND SERIES, WORLD-WIDE, SEMIANNUALLY -
FY 1961

TYPE, MODEL, AND SERIES	GAINS					LOSSES										
	Total	New Production	Transfer and Diversion	Reclamation	Redesignation	Total	Accident		Tested to Destruction	Other	Museum or Schools	Obsolete	Reclamation	Transfer and Diversion	Commercial Sale	Redesignation
							Flying	Ground								
FIRST HALF FY 1961 (1 July 1960 through 31 December 1960)																
<u>TOTAL</u>	<u>712</u>	<u>546</u>	<u>19</u>	<u>3</u>	<u>144</u>	<u>1,808</u>	<u>137</u>	<u>3</u>	<u>3</u>	<u>1</u>	<u>82</u>	<u>7</u>	<u>680</u>	<u>574</u>	<u>162</u>	<u>159</u>
<u>Bomber - Total</u>	<u>43</u>	<u>41</u>	<u>1</u>	-	<u>1</u>	<u>71</u>	<u>8</u>	-	-	-	<u>7</u>	-	<u>34</u>	<u>22</u>	-	-
DB-17P	-	-	-	-	-	3	-	-	-	-	2	-	-	1	-	-
B-26B	-	-	-	-	-	1	-	-	-	-	-	-	-	1	-	-
B-26C	-	-	-	-	-	16	-	-	-	-	-	-	4	12	-	-
B-29A	-	-	-	-	-	1	-	-	-	-	-	-	1	-	-	-
B-47B	-	-	-	-	-	11	1	-	-	-	5	-	5	-	-	-
B-47E	-	-	-	-	-	13	5	-	-	-	-	-	8	-	-	-
B-52D	-	-	-	-	-	2	2	-	-	-	-	-	-	-	-	-
B-52G	32	32	-	-	-	-	-	-	-	-	-	-	-	-	-	-
B-57A	-	-	-	-	-	1	-	-	-	-	-	-	1	-	-	-
B-57B	-	-	-	-	-	23	-	-	-	-	-	-	15	8	-	-
B-58A	9	9	-	-	-	-	-	-	-	-	-	-	-	-	-	-
B-66B	1	-	1	-	-	-	-	-	-	-	-	-	-	-	-	-
B-66D	1	-	-	-	1	-	-	-	-	-	-	-	-	-	-	-
<u>Trainer - Total</u>	<u>42</u>	<u>42</u>	-	-	-	<u>32</u>	<u>3</u>	-	-	-	<u>3</u>	-	<u>24</u>	<u>1</u>	-	<u>1</u>
KB-50J	-	-	-	-	-	1	1	-	-	-	-	-	-	-	-	-
K-50K	-	-	-	-	-	1	1	-	-	-	-	-	-	-	-	-
KC-97E	-	-	-	-	-	26	-	-	-	-	2	-	23	-	-	1
KC-97G	-	-	-	-	-	2	1	-	-	-	-	-	1	-	-	-
KC-135A	42	42	-	-	-	2	-	-	-	-	1	-	-	1	-	-
<u>Fighters - Total</u>	<u>227</u>	<u>226</u>	<u>1</u>	-	-	<u>600</u>	<u>68</u>	<u>2</u>	<u>1</u>	-	<u>27</u>	<u>4</u>	<u>236</u>	<u>251</u>	<u>2</u>	<u>9</u>
F-80C	-	-	-	-	-	24	-	-	-	-	-	-	15	-	-	9
F-84F	-	-	-	-	-	18	4	-	-	-	2	-	-	12	-	-
F-84G	1	-	1	-	-	-	-	-	-	-	-	-	-	-	-	-
F-86A	-	-	-	-	-	1	-	-	-	-	1	-	-	-	-	-
F-86D	-	-	-	-	-	83	1	-	-	-	1	-	16	65	-	-
F-86E	-	-	-	-	-	79	-	-	-	-	-	-	78	1	-	-
F-86F	-	-	-	-	-	129	-	-	-	-	-	-	2	127	-	-
F-86H	-	-	-	-	-	9	1	1	-	-	4	-	3	-	-	-
F-86L	-	-	-	-	-	96	6	-	-	-	10	-	74	4	1	-
F-89D	-	-	-	-	-	15	-	-	-	-	-	-	15	-	-	-

TABLE 44 - USAF AND COMPONENTS AIRCRAFT GAINS AND LOSSES BY TYPE, MODEL, AND SERIES, WORLD-WIDE, SEMIANNUALLY -
FY 1961 (CONTINUED)

TYPE, MODEL, AND SERIES	GAINS					LOSSES										
	Total	New Pro- duc- tion	Trans- fer and Diver- sion	Re- cla- ma- tion	Re- des- ig- na- tion	Total	Accident		Tested to De- struc- tion	Other	Museum or Schools	Obso- lete	Re- cla- ma- tion	Trans- fer and Diver- sion	Com- mer- cial Sale	Re- des- ig- na- tion
							Fly- ing	Ground								
FIRST HALF FY 1961 (1 July 1960 through 31 December 1960) (Continued)																
<u>Fighters (Continued)</u>																
F-89H	-	-	-	-	-	20	-	-	-	-	3	1	16	-	-	-
F-89J	-	-	-	-	-	6	1	-	-	-	-	-	-	5	-	-
F-94C	-	-	-	-	-	5	-	-	-	-	-	-	3	2	-	-
F-100A	-	-	-	-	-	4	2	-	-	1	-	-	1	-	-	-
F-100C	-	-	-	-	-	11	5	-	-	1	-	-	5	-	-	-
F-100D	-	-	-	-	-	23	20	1	-	-	-	-	1	1	-	-
F-100F	-	-	-	-	-	6	4	-	-	-	-	-	-	2	-	-
F-101A	-	-	-	-	-	3	1	-	-	-	-	-	-	-	-	-
F-101B	79	79	-	-	-	9	7	-	-	2	-	-	-	-	-	-
F-101C	-	-	-	-	-	1	1	-	-	-	-	-	-	-	-	-
F-102A	-	-	-	-	-	13	8	-	-	2	-	-	2	1	-	-
F-104A	-	-	-	-	-	24	2	-	-	-	-	-	2	19	1	-
F-104B	-	-	-	-	-	3	-	-	-	-	-	-	1	2	-	-
F-104C	-	-	-	-	-	2	2	-	-	-	-	-	-	-	-	-
F-104F	10	10	-	-	-	10	-	-	-	-	-	-	-	10	-	-
F-105B	-	-	-	-	-	4	2	-	-	-	-	2	-	-	-	-
F-105D	60	60	-	-	-	-	-	-	-	-	-	-	-	-	-	-
F-106A	62	62	-	-	-	1	1	-	-	-	-	-	-	-	-	-
F-106B	15	15	-	-	-	-	-	-	-	-	-	-	-	-	-	-
YF-106C	-	-	-	-	-	1	-	-	1	-	-	-	-	-	-	-
<u>Reconnaissance - Total</u>	-	-	-	-	-	<u>92</u>	<u>12</u>	-	<u>2</u>	<u>1</u>	-	<u>2</u>	<u>60</u>	<u>8</u>	-	<u>7</u>
RB-47E	-	-	-	-	-	33	-	-	-	-	-	-	<u>27</u>	-	-	<u>6</u>
RB-47H	-	-	-	-	-	1	-	-	-	1	-	-	-	-	-	-
WB-50D	-	-	-	-	-	1	1	-	-	-	-	-	-	-	-	-
RB-57A	-	-	-	-	-	2	-	-	-	-	-	-	2	-	-	-
RB-57B	-	-	-	-	-	1	-	-	-	-	-	-	1	-	-	-
RB-66A	-	-	-	-	-	2	-	-	-	-	-	-	-	2	-	-
RB-66B	-	-	-	-	-	11	1	-	-	-	-	2	8	-	-	-
RB-66C	-	-	-	-	-	1	-	-	-	-	-	-	1	-	-	-
WB-66D	-	-	-	-	-	21	1	-	-	-	-	-	19	-	-	1
RF-84F	-	-	-	-	-	5	2	-	-	-	-	-	2	1	-	-
RF-101A	-	-	-	-	-	2	1	-	-	1	-	-	-	-	-	-
RF-101C	-	-	-	-	-	7	6	-	-	1	-	-	-	-	-	-
RC-45H	-	-	-	-	-	2	-	-	-	-	-	-	-	2	-	-

TABLE 44 - USAF AND COMPONENTS AIRCRAFT GAINS AND LOSSES BY TYPE, MODEL, AND SERIES, WORLD-WIDE, SEMIANNUALLY -
FY 1961 (CONTINUED)

TYPE, MODEL, AND SERIES	GAINS					LOSSES										
	Total	New Production	Transfer and Diversion	Reclassification	Re-designation	Total	Accident		Tested to Destruction	Other	Museum or Schools	Obsolete	Reclassification	Transfer and Diversion	Commercial Sale	Re-designation
							Flying	Ground								
FIRST HALF FY 1961 (1 July 1960 through 31 December 1960) (Continued)																
<u>Cargo (Continued)</u>																
C-133B	8	6	-	-	2	-	-	-	-	-	-	-	-	-	-	-
VT-29B	-	-	-	-	-	1	-	-	-	-	-	-	-	-	-	1
VT-29E	1	-	-	-	1	-	-	-	-	-	-	-	-	-	-	-
<u>Trainer - Total</u>	<u>221</u>	<u>67</u>	<u>14</u>	<u>2</u>	<u>138</u>	<u>533</u>	<u>31</u>	<u>1</u>	-	-	<u>4</u>	<u>1</u>	<u>274</u>	<u>70</u>	<u>14</u>	<u>138</u>
TB-25J	-	-	-	-	-	3	-	-	-	-	-	-	3	-	-	-
TB-25K	-	-	-	-	-	11	-	-	-	-	-	-	11	-	-	-
TB-25L	-	-	-	-	-	27	-	-	-	-	-	-	27	-	-	-
TB-25M	-	-	-	-	-	28	-	-	-	-	-	-	28	-	-	-
TB-25N	-	-	-	-	-	182	-	-	-	-	1	1	180	-	-	-
TB-26B	-	-	-	-	-	8	-	-	-	-	-	-	7	1	-	-
TB-26C	-	-	-	-	-	4	-	-	-	-	-	-	-	4	-	-
TB-29	-	-	-	-	-	4	-	-	-	-	1	-	3	-	-	-
TB-29A	-	-	-	-	-	3	-	-	-	-	-	-	3	-	-	-
T-28A	16	-	14	2	-	63	-	-	-	-	-	-	-	63	-	-
T-29D	-	-	-	-	-	1	1	-	-	-	-	-	-	-	-	-
T-33A	-	-	-	-	-	29	20	1	-	-	-	-	8	-	-	-
T-34A	-	-	-	-	-	11	5	-	-	-	2	-	3	1	-	-
T-37A	-	-	-	-	-	138	1	-	-	-	-	-	-	-	-	137
T-37B	194	56	-	-	138	5	4	-	-	-	-	-	-	-	-	1
T-38A	6	6	-	-	-	-	-	-	-	-	-	-	-	-	-	-
T-39A	5	5	-	-	-	-	-	-	-	-	-	-	-	-	-	-
TC-45H	-	-	-	-	-	15	-	-	-	-	-	-	-	1	14	-
TC-46D	-	-	-	-	-	1	-	-	-	-	-	-	1	-	-	-
<u>Liaison - Total</u>	<u>7</u>	<u>6</u>	-	<u>1</u>	-	<u>33</u>	<u>2</u>	-	-	-	<u>14</u>	-	<u>1</u>	<u>16</u>	-	-
L-17A	-	-	-	-	-	1	-	-	-	-	<u>1</u>	-	-	-	-	-
L-17B	1	-	-	1	-	10	2	-	-	-	6	-	1	1	-	-
L-17C	-	-	-	-	-	1	-	-	-	-	1	-	-	-	-	-
YL-20	-	-	-	-	-	1	-	-	-	-	-	-	-	1	-	-
L-20A	-	-	-	-	-	5	-	-	-	-	-	-	-	5	-	-
L-21A	-	-	-	-	-	6	-	-	-	-	6	-	-	-	-	-
L-23F	6	6	-	-	-	6	-	-	-	-	-	-	-	6	-	-
L-28A	-	-	-	-	-	3	-	-	-	-	-	-	-	3	-	-

TABLE 44 - USAF AND COMPONENTS AIRCRAFT GAINS AND LOSSES BY TYPE, MODEL, AND SERIES, WORLD-WIDE, SEMIANNUALLY -
 FY 1961 (CONTINUED)

TYPE, MODEL, AND SERIES	GAINS					LOSSES										
	Total	New Production	Transfer and Diversion	Reclamation	Redesignation	Total	Accident		Tested to Destruction	Other	Museum or Schools	Obsolete	Reclamation	Transfer and Diversion	Commercial Sale	Redesignation
							Flying	Ground								
SECOND HALF FY 1961 (1 January 1961 through 30 June 1961) (Continued)																
<u>Bombers (Continued)</u>																
B-52F	-	-	-	-	-	1	1	-	-	-	-	-	-	-	-	-
B-52G	5	5	-	-	-	2	2	-	-	-	-	-	-	-	-	-
B-52H	20	20	-	-	-	-	-	-	-	-	-	-	-	-	-	-
B-57A	-	-	-	-	-	2	-	-	-	-	-	-	1	1	-	-
B-57B	-	-	-	-	-	8	-	-	-	1	-	7	-	-	-	-
B-58A	23	21	-	-	2	1	1	-	-	-	-	-	-	-	-	-
B2F-1	3	3	-	-	-	-	-	-	-	-	-	-	-	-	-	-
<u>Tanker - Total</u>	<u>36</u>	<u>36</u>	-	-	-	<u>47</u>	<u>3</u>	-	-	<u>1</u>	<u>1</u>	<u>42</u>	-	-	-	-
KB-29F	-	-	-	-	-	1	-	-	-	-	1	-	-	-	-	-
KB-50J	-	-	-	-	-	1	1	-	-	-	-	-	-	-	-	-
KC-97E	-	-	-	-	-	31	-	-	-	1	-	30	-	-	-	-
KC-97F	-	-	-	-	-	12	-	-	-	-	-	12	-	-	-	-
KC-97G	-	-	-	-	-	1	1	-	-	-	-	-	-	-	-	-
KC-135A	36	36	-	-	-	1	1	-	-	-	-	-	-	-	-	-
<u>Fighter - Total</u>	<u>171</u>	<u>100</u>	<u>4</u>	<u>2</u>	<u>65</u>	<u>1,356</u>	<u>86</u>	<u>2</u>	-	<u>30</u>	<u>1</u>	<u>1,017</u>	<u>144</u>	-	-	<u>76</u>
F-51D	-	-	-	-	-	1	-	-	-	-	1	-	-	-	-	-
F-80C	-	-	-	-	-	81	-	-	-	-	-	72	-	-	-	9
F-84F	-	-	-	-	-	4	4	-	-	-	-	-	-	-	-	-
F-86A	-	-	-	-	-	2	-	-	-	1	-	1	-	-	-	-
F-86D	-	-	-	-	-	174	-	-	-	2	-	115	57	-	-	-
F-86F	-	-	-	-	-	35	-	-	-	1	-	3	31	-	-	-
F-86H	-	-	-	-	-	107	1	-	-	5	-	101	-	-	-	-
NYF-86K	-	-	-	-	-	1	-	-	-	-	-	1	-	-	-	-
F-86L	-	-	-	-	-	482	8	-	-	13	-	460	1	-	-	-
F-89D	-	-	-	-	-	131	-	-	-	2	-	126	3	-	-	-
F-89H	-	-	-	-	-	100	-	-	-	-	-	100	-	-	-	-
F-89J	4	-	4	-	-	7	3	-	-	1	-	3	-	-	-	-
F-100A	-	-	-	-	-	1	1	-	-	-	-	-	-	-	-	-
F-100C	-	-	-	-	-	14	3	-	-	-	-	11	-	-	-	-
F-100D	-	-	-	-	-	57	23	2	-	2	-	3	27	-	-	-
F-100F	-	-	-	-	-	11	3	-	-	-	-	-	8	-	-	-
F-101A	-	-	-	-	-	14	2	-	-	-	-	12	-	-	-	-
F-101B	11	11	-	-	-	74	5	-	-	1	-	3	-	-	-	65

TABLE 44 - USAF AND COMPONENTS AIRCRAFT GAINS AND LOSSES BY TYPE, MODEL, AND SERIES, WORLD-WIDE, SEMIANNUALLY -
FY 1961 (CONTINUED)

TYPE, MODEL, AND SERIES	GAINS					LOSSES										
	Total	New Production	Transfer and Diversion	Re-cla-ma-tion	Re-des-ig-na-tion	Total	Accident		Tested to De-struction	Other	Museum or Schools	Obso-lete	Re-cla-ma-tion	Trans-fer and Diversion	Com-mer-cial Sale	Re-des-ig-na-tion
							Fly-ing	Ground								
SECOND HALF FY 1961 (1 January 1961 through 30 June 1961) (Continued)																
<u>Search and Rescue (Continued)</u>																
SC-130B	1	1	-	-	-	1	-	-	-	-	-	-	1	-	-	-
SH-19A	1	-	1	-	-	2	-	-	-	-	-	-	2	-	-	-
SH-19B	-	-	-	-	-	2	1	-	-	-	-	-	1	-	-	-
SH-21B	-	-	-	-	-	2	-	-	-	-	-	-	-	-	-	-
<u>Special Research - Total</u>	<u>1</u>	<u>1</u>	-	-	-	-	-	-	-	-	-	-	-	-	-	-
X-15	1	1	-	-	-	-	-	-	-	-	-	-	-	-	-	-
<u>Cargo - Total</u>	<u>76</u>	<u>24</u>	<u>5</u>	<u>4</u>	<u>43</u>	<u>209</u>	<u>8</u>	-	-	-	<u>13</u>	-	<u>61</u>	<u>57</u>	<u>61</u>	<u>9</u>
AC-1	9	9	-	-	-	8	-	-	-	-	-	-	8	-	-	9
C-45G	-	-	-	-	-	1	-	-	-	-	-	-	1	-	-	-
C-45H	-	-	-	-	-	92	-	-	-	-	11	-	-	20	61	-
C-46D	-	-	-	-	-	12	-	-	-	-	-	-	-	12	-	-
C-47A	-	-	-	-	-	34	-	-	-	-	1	-	26	7	-	-
VC-47A	-	-	-	-	-	1	-	-	-	-	-	-	1	-	-	-
C-47B	6	-	4	2	-	-	-	-	-	-	-	-	-	-	-	-
VC-47B	1	-	-	-	1	-	-	-	-	-	-	-	-	-	-	-
C-47D	1	-	-	-	1	28	2	-	-	-	-	-	22	4	-	-
VC-47D	-	-	-	-	-	4	-	-	-	-	-	-	2	-	-	2
C-47E	-	-	-	-	-	1	-	-	-	-	-	-	1	-	-	-
VC-53	-	-	-	-	-	1	-	-	-	-	-	-	1	-	-	-
VC-53D	-	-	-	-	-	1	-	-	-	-	-	-	1	-	-	-
C-54D	2	-	-	2	-	-	-	-	-	-	-	-	-	-	-	-
C-54G	-	-	-	-	-	2	-	-	-	-	-	-	-	2	-	-
C-97A	-	-	-	-	-	1	-	-	-	-	-	-	1	-	-	-
C-97F	-	-	-	-	-	1	-	-	-	-	-	-	1	-	-	-
C-117C	-	-	-	-	-	1	-	-	-	-	-	-	1	-	-	-
C-118A	-	-	-	-	-	2	1	-	-	-	-	-	1	1	-	-
C-119C	-	-	-	-	-	3	1	-	-	-	-	-	2	-	-	-
C-119J	-	-	-	-	-	1	-	-	-	-	-	-	1	-	-	-
C-123B	-	-	-	-	-	1	1	-	-	-	-	-	-	-	-	-
C-124A	-	-	-	-	-	1	1	-	-	-	-	-	-	-	-	-
C-124C	-	-	-	-	-	1	1	-	-	-	-	-	-	-	-	-
NC-130	-	-	-	-	-	1	-	-	-	-	-	1	-	-	-	-
C-130A	-	-	-	-	-	2	-	-	-	-	-	-	-	-	-	2

TABLE 44 - USAF AND COMPONENTS AIRCRAFT GAINS AND LOSSES BY TYPE, MODEL, AND SERIES, WORLD-WIDE, SEMIANNUALLY -
FY 1961 (CONTINUED)

TYPE, MODEL, AND SERIES	GAINS					LOSSES										
	Total	New Production	Transfer and Diversion	Reclamation	Redesignation	Total	Accident		Tested to Destruction	Other	Museum or Schools	Obsolete	Reclamation	Transfer and Diversion	Commercial Sale	Redesignation
							Flying	Ground								
SECOND HALF, FY 1961 (1 January 1961 through 30 June 1961) (Continued)																
<u>Cargo (Continued)</u>																
GC-130A	-	-	-	-	-	1	-	-	-	-	-	-	-	-	-	1
JGC-130A	1	-	-	-	1	-	-	-	-	-	-	-	-	-	-	-
C-130B	12	12	-	-	-	1	-	-	-	-	-	-	-	1	-	-
C-130D	2	-	-	-	2	-	-	-	-	-	-	-	-	-	-	-
C-130E	1	1	-	-	-	-	-	-	-	-	-	-	-	-	-	-
AC-131A	-	-	-	-	-	3	-	-	-	-	-	-	-	-	-	3
YC-131C	-	-	-	-	-	2	-	-	-	1	-	-	-	1	-	-
C-133A	-	-	-	-	-	1	-	-	-	-	-	-	-	-	-	1
C-133B	3	2	-	-	1	1	1	-	-	-	-	-	-	-	-	-
YC-134A	1	-	1	-	-	-	-	-	-	-	-	-	-	-	-	-
VT-29A	7	-	-	-	7	-	-	-	-	-	-	-	-	-	-	-
VT-29B	13	-	-	-	13	-	-	-	-	-	-	-	-	-	-	-
VT-29C	11	-	-	-	11	-	-	-	-	-	-	-	-	-	-	-
VT-29D	6	-	-	-	6	-	-	-	-	-	-	-	-	-	-	-
<u>Trainer - Total:</u>	<u>168</u>	<u>68</u>	<u>8</u>	<u>21</u>	<u>71</u>	<u>279</u>	<u>56</u>	-	-	<u>2</u>	-	<u>31</u>	<u>73</u>	<u>16</u>	<u>101</u>	-
TB-26B	18	-	-	3	-	1	-	-	-	-	-	-	1	-	-	-
TB-26C	3	-	-	-	-	2	-	-	-	-	-	-	-	2	-	-
TB-47B	-	-	-	-	-	17	-	-	-	-	-	17	-	-	-	-
TB-50A	-	-	-	-	-	1	-	-	-	-	-	1	-	-	-	-
TB-58A	3	-	-	-	3	-	-	-	-	-	-	-	-	-	-	-
TC-45H	-	-	-	-	-	16	-	-	-	-	-	-	-	-	16	-
TC-47D	-	-	-	-	-	7	-	-	-	-	-	-	-	-	-	-
TC-121C	-	-	-	-	-	1	1	-	-	-	-	-	-	-	-	-
TF-86F	-	-	-	-	-	1	-	-	-	-	-	-	-	-	-	-
T-28A	3	-	3	-	-	42	2	-	-	-	-	1	-	-	-	-
T-29A	-	-	-	-	-	7	-	-	-	-	-	-	-	40	-	-
T-29B	-	-	-	-	-	14	-	-	-	-	-	-	-	-	-	-
AT-29C	3	-	-	-	3	-	-	-	-	-	-	-	-	1	-	13
T-29C	-	-	-	-	-	11	-	-	-	-	-	-	-	-	-	-
T-29D	-	-	-	-	-	6	-	-	-	-	-	-	-	-	-	6
T-33A	1	-	-	-	1	63	37	-	-	-	-	5	21	-	-	-
T-34A	5	-	5	-	-	13	11	-	-	2	-	-	-	-	-	-
T-37A	-	-	-	-	-	64	-	-	-	-	-	-	-	-	-	64
T-37B	106	42	-	-	64	13	5	-	-	-	-	-	8	-	-	-

TABLE 44 - USAF AND COMPONENTS AIRCRAFT GAINS AND LOSSES BY TYPE, MODEL, AND SERIES, WORLD-WIDE, SEMIANNUALLY -
FY 1961 (CONTINUED)

TYPE, MODEL, AND SERIES	GAINS					LOSSES										
	Total	New Production	Transfer and Diversion	Reclamation	Redesignation	Total	Accident		Tested to Destruction	Other	Museum or Schools	Obsolete	Reclamation	Transfer and Diversion	Commercial Sale	Redesignation
							Flying	Ground								
SECOND HALF FY 1961 (1 January 1961 through 30 June 1961) (Continued)																
Trainers (Continued)																
T-38A	18	18	-	-	-	-	-	-	-	-	-	-	-	-	-	-
T-39A	2	2	-	-	-	-	-	-	-	-	-	-	-	-	-	-
T-39B	6	6	-	-	-	-	-	-	-	-	-	-	-	-	-	-
Liaison - Total	<u>1</u>	<u>1</u>	-	-	-	<u>57</u>	<u>1</u>	-	-	-	<u>47</u>	-	<u>1</u>	<u>8</u>	-	-
L-5	-	-	-	-	-	2	-	-	-	-	2	-	-	-	-	-
L-17A	-	-	-	-	-	1	-	-	-	-	1	-	-	-	-	-
L-17B	-	-	-	-	-	23	-	-	-	-	21	-	-	2	-	-
L-17C	-	-	-	-	-	8	-	-	-	-	8	-	-	-	-	-
L-20A	-	-	-	-	-	6	1	-	-	-	1	-	1	3	-	-
L-21A	-	-	-	-	-	15	-	-	-	-	14	-	-	1	-	-
L-23F	1	1	-	-	-	2	-	-	-	-	-	-	-	2	-	-
Helicopters - Total	<u>98</u>	<u>96</u>	-	<u>2</u>	-	<u>104</u>	<u>2</u>	-	-	-	<u>1</u>	-	<u>2</u>	<u>98</u>	<u>1</u>	-
H-5G	-	-	-	-	-	3	-	-	-	-	1	-	-	2	-	-
H-5H	-	-	-	-	-	2	-	-	-	-	-	-	-	2	-	-
H-13H	12	12	-	-	-	19	-	-	-	-	-	-	-	19	-	-
H-19B	-	-	-	-	-	1	1	-	-	-	-	-	-	-	-	-
H-21	-	-	-	-	-	6	-	-	-	-	-	-	-	6	-	-
H-21A	-	-	-	-	-	1	-	-	-	-	-	-	-	-	1	-
H-21B	-	-	-	-	-	10	1	-	-	-	-	-	2	7	-	-
H-23C	-	-	-	-	-	1	-	-	-	-	-	-	-	1	-	-
H-43B	26	24	-	2	-	-	-	-	-	-	-	-	-	-	-	-
HOK-1	-	-	-	-	-	1	-	-	-	-	-	-	-	1	-	-
HU-1	-	-	-	-	-	1	-	-	-	-	-	-	-	1	-	-
HU-1A	36	36	-	-	-	42	-	-	-	-	-	-	-	42	-	-
HU-1B	24	24	-	-	-	17	-	-	-	-	-	-	-	17	-	-
Utility - Total	<u>32</u>	<u>32</u>	-	-	-	<u>1</u>	-	-	-	-	-	-	-	<u>1</u>	-	-
U-1A	-	-	-	-	-	1	-	-	-	-	-	-	-	1	-	-
U-3B	32	32	-	-	-	-	-	-	-	-	-	-	-	-	-	-

Source: Statistics and Reports Division, Directorate of Data Systems and Statistics, Comptroller of the Air Force.

TABLE 44 - USAF DRONE AND MISSILE GAINS AND LOSSES BY TYPE, MODEL, AND SERIES, WORLD-WIDE, SEMIANNUALLY - FY 1961

TYPE, MODEL, AND SERIES	GAINS				LOSSES											
	Total	New Pro- duc- tion	Re- cla- ma- tion	Re- des- ig- na- tion	Total	Accident		Tested to De- struc- tion	Deter- iora- tion	Opera- tional Loss	Museum or Schools	Obso- lete	Re- cla- ma- tion	Trans- fer and Diver- sion	Com- mer- cial Sale	Re- des- ig- na- tion
						Fly- ing	Ground									
FIRST HALF FY 1961 (1 Jul 1960 through 31 Dec 1960)																
<u>DRONE - TOTAL</u>	<u>107</u>	<u>92</u>	-	<u>15</u>	<u>170</u>	-	-	<u>18</u>	<u>1</u>	<u>30</u>	-	-	<u>3</u>	<u>118</u>	-	-
QB-47E	6	-	-	6	1	-	-	1	-	-	-	-	-	-	-	-
QF-80F	9	-	-	9	5	-	-	4	-	-	-	-	1	-	-	-
Q-2A	-	-	-	-	140	-	-	10	-	23	-	-	1	106	-	-
Q-2C	86	86	-	-	20	-	-	2	-	6	-	-	-	12	-	-
XQ-2C	-	-	-	-	1	-	-	-	-	-	-	-	1	-	-	-
XQ-4	-	-	-	-	1	-	-	-	1	-	-	-	-	-	-	-
XQ-4B	6	6	-	-	2	-	-	1	-	1	-	-	-	-	-	-
<u>MISSILE - TOTAL</u>	<u>363</u>	<u>361</u>	-	<u>2</u>	<u>173</u>	<u>1</u>	-	<u>65</u>	-	<u>77</u>	<u>15</u>	-	<u>2</u>	<u>11</u>	-	<u>2</u>
QM-61A	-	-	-	-	34	-	-	8	-	26	-	-	-	-	-	-
M-61C	-	-	-	-	27	-	-	22	-	-	3	-	2	-	-	-
M-62A	12	12	-	-	7	-	-	1	-	5	1	-	-	-	-	-
XM-65C	-	-	-	-	1	-	-	-	-	-	1	-	-	-	-	-
M-65D	22	22	-	-	15	-	-	-	-	15	-	-	-	-	-	-
M-65E	11	11	-	-	2	-	-	-	-	2	-	-	-	-	-	-
M-68	3	3	-	-	-	-	-	-	-	-	-	-	-	-	-	-
XM-68	11	11	-	-	12	1	-	1	-	8	2	-	-	-	-	-
YM-72	1	1	-	-	3	-	-	-	-	-	3	-	-	-	-	-
M-72	15	15	-	-	5	-	-	5	-	-	-	-	-	-	-	-
M-72A	56	56	-	-	4	-	-	4	-	-	-	-	-	-	-	-
XM-75	-	-	-	-	1	-	-	-	-	-	1	-	-	-	-	-
M-75	12	12	-	-	13	-	-	-	-	11	-	-	-	2	-	-
M-76	6	6	-	-	-	-	-	-	-	-	-	-	-	-	-	-
M-76A	-	-	-	-	2	-	-	-	-	-	-	-	-	-	-	2
M-76B	21	21	-	-	-	-	-	-	-	-	-	-	-	-	-	-
YM-76B	5	3	-	2	5	-	-	1	-	4	-	-	-	-	-	-
M-77	77	77	-	-	4	-	-	4	-	-	-	-	-	-	-	-
M-78	11	11	-	-	9	-	-	-	-	-	-	-	-	9	-	-
XM-81	6	6	-	-	6	-	-	-	-	6	-	-	-	-	-	-

TABLE 45 - USAF DRONE AND MISSILE GAINS AND LOSSES BY TYPE, MODEL, AND SERIES, WORLD-WIDE, SEMIANNUALLY -
FY 1961 (CONTINUED)

TYPE, MODEL, AND SERIES	GAINS				LOSSES											
	Total	New Pro- duc- tion	Re- cla- ma- tion	Re- des- ig- na- tion	Total	Accident		Tested to De- struc- tion	Dete- riora- tion	Opera- tional Loss	Museum or Schools	Obso- lete	Re- cla- ma- tion	Trans- fer and Diver- sion	Com- mer- cial Sale	Re- des- ig- na- tion
						Fly- ing	Ground									
FIRST HALF FY 1961 (1 Jul 1960 through 31 Dec 1960)(Continued)																
<u>MISSILES (Continued)</u>																
M-99	12	12	-	-	-	-	-	-	-	-	-	-	-	-	-	-
M-99A	66	66	-	-	8	-	-	6	-	-	2	-	-	-	-	-
YM-99A	-	-	-	-	2	-	-	-	-	-	2	-	-	-	-	-
M-99B	3	3	-	-	-	-	-	-	-	-	-	-	-	-	-	-
XM-99B	13	13	-	-	13	-	-	13	-	-	-	-	-	-	-	-
SECOND HALF FY 1961 (1 Jan 1961 through 30 Jun 1961)																
<u>DRONE - TOTAL</u>	<u>93</u>	<u>80</u>	-	<u>13</u>	<u>117</u>	-	<u>1</u>	<u>12</u>	<u>2</u>	<u>43</u>	-	<u>1</u>	<u>2</u>	<u>55</u>	<u>1</u>	-
QB-47E	2	-	-	2	1	-	-	1	-	-	-	-	-	-	-	-
QF-80F	9	-	-	9	8	-	-	6	-	1	-	1	-	-	-	-
QF-104A	2	-	-	2	-	-	-	-	-	-	-	-	-	-	-	-
QM-61A	-	-	-	-	10	-	-	1	-	9	-	-	-	-	-	-
Q-2A	-	-	-	-	36	-	1	3	2	19	-	-	2	9	-	-
Q-2C	78	78	-	-	50	-	-	1	-	13	-	-	-	35	1	-
XQ-2C	-	-	-	-	6	-	-	-	-	-	-	-	-	6	-	-
XQ-4B	2	2	-	-	6	-	-	-	-	1	-	-	-	5	-	-
<u>MISSILE - TOTAL</u>	<u>514</u>	<u>507</u>	<u>1</u>	<u>6</u>	<u>353</u>	-	-	<u>57</u>	-	<u>54</u>	<u>21</u>	<u>4</u>	<u>192</u>	<u>19</u>	-	<u>6</u>
M-61C	-	-	-	-	191	-	-	13	-	1	10	4	161	2	-	-
M-62A	-	-	-	-	30	-	-	-	-	-	-	-	30	-	-	-
M-65D	11	11	-	-	4	-	-	-	-	4	-	-	-	-	-	-
M-65E	39	39	-	-	11	-	-	-	-	7	-	-	-	-	-	4
XM-65E	4	-	-	4	1	-	-	-	-	1	-	-	-	-	-	-
M-65F	4	4	-	-	-	-	-	-	-	-	-	-	-	-	-	-

TABLE 4 - USAF DRONE AND MISSILE GAINS AND LOSSES BY TYPE, MODEL, AND SERIES, WORLD-WIDE, SEMIANNUALLY -
FY 1961 (CONTINUED)

TYPE, MODEL, AND SERIES	GAINS				LOSSES											
	Total	New Pro- duc- tion	Re- cla- ma- tion	Re- des- ig- na- tion	Total	Accident		Tested to De- struc- tion	Dete- riora- tion	Opera- tional Loss	Museum or Schools	Obso- lete	Re- cla- ma- tion	Trans- fer and Diver- sion	Com- mer- cial Sale	Re- des- ig- na- tion
						Fly- ing	Ground									
SECOND HALF FY 1961 (1 Jan 1961 through 30 Jun 1961)(Continued)																
<u>MISSILES (Continued)</u>																
XM-67	-	-	-	-	1	-	-	-	-	-	1	-	-	-	-	-
M-68	16	16	-	-	-	-	-	-	-	-	-	-	-	-	-	-
XM-68	12	12	-	-	9	-	-	-	-	9	-	-	-	-	-	-
YM-72	-	-	-	-	1	-	-	-	-	-	1	-	-	-	-	-
M-72	30	30	-	-	3	-	-	-	-	-	3	-	-	-	-	-
M-72A	150	150	-	-	2	-	-	1	-	1	-	-	-	-	-	-
M-75	11	11	-	-	14	-	-	-	-	12	-	-	-	2	-	-
M-76	11	11	-	-	-	-	-	-	-	-	-	-	-	-	-	-
YM-76A	-	-	-	-	2	-	-	-	-	-	2	-	-	-	-	-
M-76A	-	-	-	-	2	-	-	-	-	-	-	-	-	-	-	2
M-76B	14	14	-	-	2	-	-	-	-	2	-	-	-	-	-	-
YM-76B	4	2	-	2	4	-	-	1	-	3	-	-	-	-	-	-
M-77	109	109	-	-	6	-	-	6	-	-	-	-	-	-	-	-
M-77A	1	1	-	-	-	-	-	-	-	-	-	-	-	-	-	-
M-78	-	-	-	-	15	-	-	-	-	-	-	-	-	15	-	-
XM-80	2	2	-	-	2	-	-	-	-	2	-	-	-	-	-	-
XM-81	8	8	-	-	10	-	-	-	-	10	-	-	-	-	-	-
M-99A	19	19	-	-	20	-	-	17	-	2	-	-	1	-	-	-
YM-99A	-	-	-	-	4	-	-	-	-	-	4	-	-	-	-	-
M-99B	58	57	1	-	8	-	-	8	-	-	-	-	-	-	-	-
XM-99B	11	11	-	-	11	-	-	11	-	-	-	-	-	-	-	-

Source: Statistics and Reports Division, Directorate of Data Systems and Statistics, Comptroller of the Air Force.

PROPULSION UNITS**INTRODUCTION**

Data on production and inventory of aircraft, missile, and drone engines are presented in this section. Engine production data are obtained under the provisions of AFR 70-11, dated, 4 October 1957, while engine inventory data are obtained under the provisions of AFR 65-20, dated, 26 June 1958.

DEFINITIONS

ACCEPTANCES: A propulsion unit that has been shop-assembled and fully inspected by authorized USAF or Navy plant representatives, and for which the title, responsibility, and accountability have been assumed by the contracting agency or recipient.

INSTALLED ENGINE: Serviceable or reparable propulsion units that are either physically mounted on aircraft, missile, or drone or undergoing organizational maintenance for reinstallation in an aircraft, missile, or drone.

REPARABLE ENGINE: A propulsion unit operationally unsuitable for installation requiring depot overhaul, field maintenance or Technical Order Compliance (TOC) (grounding) or modification. Also, one used for Unsatisfactory Reported (U.R.) exhibit, calibration or test, or engineering evaluation.

SERVICEABLE ENGINE: A propulsion unit determined to be operationally suitable for installation, including units requiring or undergoing build-up, organizational maintenance, TOC, or modification other than ground TOC.

UNINSTALLED ENGINE (formerly designated as SPARE): A propulsion unit available for distribution or installation, with or without controls or built up accessories which convert it to a power pack.

TABLE 46 - USAF PROPULSION UNIT ACCEPTANCES BY TYPE AND RECIPIENT - FY 1961

(Excludes experimental, remanufactured, and mock-up engine production)

TYPE	TOTAL	USAF	USAF FOR US ARMY	USAF FOR US NAVY
<u>TOTAL</u>	<u>4,223</u>	<u>2,884</u>	<u>395</u>	<u>944</u>
<u>JET - TOTAL</u>	<u>2,775</u>	<u>2,579</u>	-	<u>196</u>
RJ-43	323	323	-	-
J-52	264	264	-	-
J-57	283	283	-	-
J-60	99	99	-	-
J-69	311	311	-	-
J-75	201	201	-	-
J-79	343	a/ 147	-	196
J-85	471	471	-	-
TF-33	480	480	-	-
<u>TURBO-PROP - TOTAL</u>	<u>885</u>	<u>271</u>	<u>318</u>	<u>296</u>
T-34	13	13	-	-
T-50	14	-	-	14
T-53	357	59	298	-
T-55	20	-	20	-
T-56	325	199	-	126
T-58	156	-	-	156
<u>RECIPROCATING - TOTAL</u>	<u>563</u>	<u>34</u>	<u>77</u>	<u>452</u>
O-435	62	-	62	-
O-480	15	-	15	-
R-1820	361	b/ 34	-	327
R-3350	125	-	-	125

a/ Includes 30 J-79's for MAP.

b/ For MAP

Source: Statistics and Reports Division, Directorate of Data Systems and Statistics, Comptroller of the Air Force

[REDACTED]

TABLE 47 - USAF PROPULSION UNIT ACCEPTANCES OF MODELS IN PRODUCTION BY MANUFACTURER, BY MONTH - DURING FY 1961

MANUFACTURER AND MODEL DESIGNATION	UTILIZATION	TOTAL ACCEPTED TO DATE	TOTAL ACCEPTED PRIOR TO 1 JUL 60	TOTAL	ACCEPTANCE FOR FY 1961											
					Jul (1960)	Aug	Sep	Oct	Nov	Dec	Jan (1961)	Feb	Mar	Apr	May	Jun
<u>ALL SERVICE - TOTAL</u>				4,223	295	280	292	299	328	349	308	368	376	426	445	457
FOR US AIR FORCE																
<u>TOTAL a/</u>				2,820	203	184	194	199	214	228	221	230	249	280	306	312
<u>Allison - Total</u>				199	15	15	15	15	13	11	14	17	20	20	21	23
T56-A-7	C-130B/C, SC-130A/B	602	403	199	15	15	15	15	13	11	14	17	20	20	21	23
<u>Continental A and E - Total</u>				311	48	43	32	32	21	19	19	19	19	19	19	21
J69-T-25	T-37A/B	533	355	178	24	22	22	22	11	11	11	11	11	11	11	11
YJ69-T-29	XQ/Q-2C	310	177	133	24	21	10	10	10	8	8	8	8	8	8	10
<u>General Electric - Total .</u>				588	31	38	33	8	21	41	50	57	63	97	76	73
J79-GE-5-B	B-58A	139	22	117	4	14	14	4	3	3	10	12	12	13	14	14
YJ79-GE-5	XQ-4B, T-38	70	56	14	4	4	1	2	3	(Complete)						
J85-GE-5	T-38A	110	-	110	-	-	-	-	-	7	8	10	13	26	22	24
J85-GE-7	GAM-72	364	17	347	23	20	18	2	15	31	32	35	38	58	40	35
<u>Lycoming - Total</u>				59	2	8	-	2	5	5	5	5	5	5	5	5
T53-L-1B	H-43B	156	97	59	2	8	-	2	5	5	5	5	5	5	5	5
<u>Marquardt Aircraft Co.-Total</u>				323	35	35	34	32	30	27	15	15	19	23	28	30
RJ43-MA-3	IM-99A	558	406	152	31	31	30	25	19	16	(Complete)					
YRJ43-MA-9	XIM-99B	33	25	8	4	4	(Complete)									
RJ43-MA-11	IM-99B	172	9	163	-	-	4	7	11	11	15	15	19	23	28	30

TABLE 47 - USAF PROPULSION UNIT ACCEPTANCES OF MODELS IN PRODUCTION BY MANUFACTURER, BY MONTH - DURING FY 1961 (CONTINUED)

MANUFACTURER AND MODEL DESIGNATION	UTILIZATION	TOTAL ACCEPTED TO DATE	TOTAL ACCEPTED PRIOR TO 1 JUL 60	TOTAL	ACCEPTANCES FOR FY 1961											
					Jul (1960)	Aug	Sep	Oct	Nov	Dec	Jan (1961)	Feb	Mar	Apr	May	Jun
FOR US AIR FORCE (Continued)																
<u>Pratt and Whitney - Total</u>				1,340	72	45	80	103	124	125	118	117	123	116	157	160
J52-P-3	X/GAM-77/A	351	87	264	18	6	23	26	36	27	30	20	20	12	26	20
J57-P-43WB	B-52G	574	567	7	7	-	-	-	-	-	-	-	-	-	-	-
J57-P-55	F-101B	832	826	6	6	-	-	-	-	-	-	-	-	-	-	-
J57-P-59W	KC-135A	1,524	1,254	270	22	22	12	30	30	24	18	14	25	8	25	40
YJ60-P-1	T-39	19	10	9	3	2	3	1	(Complete)		-	-	-	-	-	-
J60-P-3	T-39A/B	70	-	70	-	-	-	1	4	6	2	11	10	11	13	12
J60-P-5	C-140	20	-	-	-	-	-	-	-	-	-	-	-	4	8	8
J75-P-17	F-106A/B	385	380	5	2	1	1	1	(Complete)		-	-	-	-	-	-
J75-P-19W	F-105D	335	139	196	7	5	12	21	20	11	12	24	18	21	25	20
TF33-P-3	B-52H	488	8	480	4	7	23	21	34	57	56	48	50	60	60	60
T34-P-9W	C-133B	81	68	13	3	2	6	2	(Complete)		-	-	-	-	-	-
FOR MILITARY ASSISTANCE PROGRAM (MAP)																
<u>TOTAL</u>				64	2	4	6	6	7	9	7	6	6	3	-	8
J79-GE-11A	F-104	30	-	30	-	-	-	-	1	5	5	4	4	3	-	8
R1820-82-WA	WF-2, S2F-3	34	-	34	2	4	6	6	6	4	2	2	2	(Complete)		-
FOR US ARMY																
<u>TOTAL</u>				395	35	40	32	40	41	23	23	30	30	39	32	30
<u>Lycoming - Total</u>				395	35	40	32	40	41	23	23	30	30	39	32	30
T53-L-1/A	YHU-1, HU-1A	275	201	74	3	18	10	10	9	6	4	5	3	3	3	(Compl)
YT/T53-L3/7	Y/AO-1	227	76	151	21	11	6	16	19	10	10	10	12	12	12	12
T53-L-5/9	HU-1B	73	-	73	-	-	-	-	-	3	9	9	11	13	14	14

TABLE 47 - USAF PROPULSION UNIT ACCEPTANCES OF MODELS IN PRODUCTION BY MANUFACTURER, BY MONTH - DURING FY 1961 (CONTINUED)

MANUFACTURER AND MODEL DESIGNATION	UTILIZATION	TOTAL ACCEPTED TO DATE	TOTAL ACCEPTED PRIOR TO 1 JUL 60	TOTAL	Jul	Aug	Sep	Oct	Nov	Dec	Jan	Feb	Mar	Apr	May	Jun
					(1960)						(1961)					
FOR US ARMY (Continued)																
<u>Lycoming (Continued)</u>																
YT/T55-L-5	Y/HC-1B	20	-	20	-	-	3	1	3	-	-	2	-	4	3	4
0435-23B	H-13H, H-23D	926	864	62	11	11	13	13	10	4	(Complete)	-	4	7	-	-
0480-3	L-23-F	15	-	15	-	-	-	-	-	-	-	4	4	7	-	-
FOR US NAVY																
<u>TOTAL</u>				<u>944</u>	<u>55</u>	<u>52</u>	<u>60</u>	<u>54</u>	<u>66</u>	<u>89</u>	<u>57</u>	<u>102</u>	<u>91</u>	<u>104</u>	<u>107</u>	<u>107</u>
<u>Allison - Total</u>				<u>126</u>	<u>6</u>	<u>6</u>	<u>12</u>	<u>6</u>	<u>5</u>	<u>10</u>	<u>8</u>	<u>11</u>	<u>12</u>	<u>15</u>	<u>18</u>	<u>17</u>
T56-A-7	C-130B	116	37	79	5	6	5	4	5	6	5	6	6	8	12	11
T56-A-8	W2F-1	21	7	14	1	-	2	1	-	2	1	1	2	2	1	1
T56-A-10W	Y/P3V-1	33	-	33	-	-	5	1	-	2	2	4	4	5	5	5
<u>General Electric - Total</u>				<u>352</u>	<u>12</u>	<u>11</u>	<u>12</u>	<u>11</u>	<u>21</u>	<u>34</u>	<u>13</u>	<u>58</u>	<u>40</u>	<u>51</u>	<u>43</u>	<u>46</u>
J79-GE-2	F4H-1, A3J-1	149	140	9	4	3	1	1	(Complete)	18	22	-	39	21	22	23
J79-GE-8	F4H-1, A3J-1	188	1	187	1	1	5	10	-	-	-	39	21	22	23	25
YT/T58-GE-6/6A	HSS-2, HU2K-1	150	130	20	7	7	6	(Complete)	-	-	-	13	19	19	29	20
T58-GE-8/8B	HSS-2	136	-	136	-	-	-	3	12	13	19	19	19	29	20	21
<u>Wright-Aero - Total</u>				<u>452</u>	<u>37</u>	<u>35</u>	<u>36</u>	<u>36</u>	<u>39</u>	<u>44</u>	<u>35</u>	<u>32</u>	<u>38</u>	<u>36</u>	<u>43</u>	<u>41</u>
R1820-82A/wA	SZF-1/3	392	203	189	19	17	21	21	19	18	15	12	12	12	12	11
R1820-84/A	HSS1, HUS-1/A	145	81	64	5	5	2	2	5	11	5	5	5	6	6	7
R1820-84B	HSS-1N, HUS-1G	142	68	74	6	6	6	6	6	6	8	8	8	5	5	4
R3350-32W	P5M2, P2V-5/7	278	1,153	125	7	7	7	7	9	9	7	7	13	13	20	19

TABLE 47 - USAF PROPULSION UNIT ACCEPTANCES OF MODELS IN PRODUCTION BY MANUFACTURER, BY MONTH - DURING FY 1961 (CONTINUED)

MANUFACTURER AND MODEL DESIGNATION	UTILIZATION	TOTAL ACCEPTED TO DATE	ACCEPTED PRIOR TO 1 JUL 60	TOTAL	ACCEPTANCE FOR FY 1961											
					Jul (1960)	Aug	Sep	Oct	Nov	Dec	Jan (1961)	Feb	Mar	Apr	May	Jun
FOR US NAVY (Continued)																
<u>Boeing - Total</u>			-	<u>14</u>	-	-	-	<u>1</u>	<u>1</u>	<u>1</u>	<u>1</u>	<u>1</u>	<u>1</u>	<u>2</u>	<u>3</u>	<u>3</u>
T50-B0-4	DSN-2	14	-	14	-	-	-	1	1	1	1	1	1	2	3	3
SOLID PROPELLANT ROCKET ENGINES (Not Included in Above Totals)																
<u>TOTAL</u>				<u>826</u>	<u>4</u>	<u>15</u>	<u>30</u>	<u>75</u>	<u>36</u>	<u>73</u>	<u>87</u>	<u>100</u>	<u>100</u>	<u>100</u>	<u>104</u>	<u>102</u>
<u>Thiokol -</u>																
XM/M16-E1		266	213	53	-	10	16	16	7	4	(Complete)					
M16-E-3		4	-	4	-	-	-	-	-	-	-	-	-	-	2	2
<u>Redstone Arsenal</u>																
XM-60		741	-	741	-	-	10	54	25	63	87	100	100	100	102	100
<u>Navy Ordnance</u>																
Task No. X226		121	93	28	4	5	4	5	4	6	(Complete)					

a/ Excludes experimental engine used in engine test only, remanufactured, and mock-up engine production.

Source: Statistics and Reports Division, Directorate of Data Systems and Statistics, Comptroller of the Air Force.

TABLE 48 - USAF PROPULSION UNITS BY ACCOUNT, BY MAJOR TYPE, BY STATUS, WORLD-WIDE, SEMIANNUALLY - FY 1961

ACCOUNT AND MAJOR TYPE	31 DECEMBER 1960					30 JUNE 1961				
	Total	In- stalled Total	Uninstalled			Total	In- stalled Total	Uninstalled		
			Total	Service- able	Repar- able			Total	Service- able	Repar- able
TOTAL	78,648	47,173	31,475	15,160	16,315	74,066	43,924	30,142	14,263	15,879
JET - TOTAL	47,345	29,990	17,355	7,288	10,067	43,845	27,152	16,693	7,032	9,661
RAM JET - TOTAL	574	351	223	204	19	614	445	169	141	28
TURBO-PROP - TOTAL	2,449	1,354	1,095	719	376	2,548	1,437	1,111	661	450
LIQUID ROCKET - TOTAL	-	-	-	-	-	606	326	280	163	117
RECIPROCATING - TOTAL	28,280	15,478	12,802	6,949	5,853	26,453	14,564	11,889	6,266	5,623
US AIR FORCE - TOTAL	70,562	43,275	27,287	12,864	14,423	66,164	39,954	26,210	11,717	14,493
Jet	43,566	28,394	15,172	5,993	9,189	40,472	25,786	14,686	5,710	8,976
Ram Jet	556	351	205	191	14	603	444	159	139	20
Turbo-Prop	2,292	1,318	974	642	332	2,381	1,405	976	561	415
Liquid Rocket	-	-	-	-	-	181	75	106	38	68
Reciprocating	24,148	13,212	10,936	6,048	4,888	22,527	12,244	10,283	5,269	5,014
GOVERNMENT FURNISHED PROPERTY										
TOTAL	671	390	281	233	48	573	346	227	170	57
Jet	558	326	232	192	40	386	223	163	140	23
Turbo-Prop	1	-	1	-	1	5	-	5	2	3
Reciprocating	112	64	48	41	7	182	123	59	28	31
GOVERNMENT FURNISHED AIRCRAFT										
EQUIPMENT - TOTAL	1,054	126	928	903	25	1,512	356	1,156	1,126	30
Jet	954	115	839	826	13	996	74	922	906	16
Ram Jet	4	-	4	4	-	1	-	1	1	-
Turbo-Prop	96	11	85	73	12	136	32	104	98	6
Liquid Rocket	-	-	-	-	-	378	250	128	120	8
Reciprocating	-	-	-	-	-	1	-	1	1	-
BAILMENT - TOTAL	772	275	497	75	422	53	16	37	7	30
Jet	315	157	158	48	110	25	7	18	5	13
Ram Jet	9	-	9	9	-	1	-	1	1	-
Turbo-Prop	34	25	9	4	5	-	-	-	-	-
Reciprocating	414	93	321	14	307	27	9	18	1	17
GROUND TRAINING - TOTAL	686	48	638	11	627	701	42	659	8	651
Jet	443	32	411	11	400	426	24	402	8	394
Ram Jet	5	-	5	-	5	9	1	8	-	8
Trubo-Prop	26	-	26	-	26	26	-	26	-	26
Liquid Rocket	-	-	-	-	-	41	-	41	-	41
Reciprocating	212	16	196	-	196	199	17	182	-	182
AIR FORCE RESERVE - TOTAL	1,534	1,304	230	207	23	2,047	1,592	455	387	68
Jet	5	-	5	4	1	13	12	1	1	-
Reciprocating	1,529	1,304	225	203	22	2,034	1,580	454	386	68
AIR NATIONAL GUARD - TOTAL	1,510	1,128	382	256	126	1,773	1,306	467	325	142
Jet	1,242	934	308	202	106	1,350	1,009	341	225	116
Reciprocating	268	194	74	54	20	423	297	126	100	26
AIR FORCE AUXILIARY UNIT -										
TOTAL	7	2	2	1	4	6	2	4	-	4
Jet	-	-	-	-	-	1	1	-	-	-
Reciprocating	7	2	5	1	4	5	1	4	-	4

TABLE 48 - USAF PROPULSION UNITS BY ACCOUNT, BY MAJOR TYPE, BY STATUS, WORLD-WIDE, SEMIANNUALLY - FY 1961 (CONTINUED)

ACCOUNT AND MAJOR TYPE	31 DECEMBER 1960					30 JUNE 1961				
	Total	In-stalled Total	Uninstalled			Total	In-stalled Total	Uninstalled		
			Total	Service-able	Repar-able			Total	Service-able	Repar-able
PROPULSION UNITS (CONTINUED)										
DEPARTMENT OF ARMY - TOTAL	9	3	6	4	2	1	-	1	-	1
Jet	3	1	2	-	2	-	-	-	-	-
Reciprocating	6	2	4	4	-	1	-	1	-	1
DEPARTMENT OF NAVY - TOTAL	27	1	26	-	26	71	-	71	-	71
Reciprocating	27	1	26	-	26	71	-	71	-	71
MILITARY ASSISTANCE PROGRAM										
TOTAL	52	26	26	9	17	60	17	43	30	13
Jet	17	8	9	4	5	33	16	17	17	-
Liquid Rocket	-	-	-	-	-	5	1	4	4	-
Reciprocating	35	18	17	5	12	22	-	22	9	13
ENGINES IN LONG SUPPLY - TOTAL	-	-	-	-	-	1	-	1	-	1
Jet	-	-	-	-	-	1	-	1	-	1
EXCESS - TOTAL	1,764	595	1,169	597	572	1,104	293	811	493	318
Jet	242	23	219	18	201	142	-	142	20	122
Liquid Rocket	-	-	-	-	-	1	-	1	1	-
Reciprocating	1,522	572	950	579	371	961	293	668	472	196

Source: Statistics and Reports Division, Directorate of Data Systems and Statistics, Comptroller of the Air Force.

TABLE 49 - USAF PROPULSION UNITS BY MAJOR TYPE, BY MODEL, BY STATUS, WORLD-WIDE, SEMIANNUALLY - FY 1961

MAJOR TYPE AND MODEL	31 DECEMBER 1960					30 JUNE 1961				
	Total	In-stalled Total	Uninstalled			Total	In-stalled Total	Uninstalled		
			Total	Service-able	Repar-able			Total	Service-able	Repar-able
TOTAL	78,648	47,173	31,475	15,160	16,315	74,066	43,924	30,142	14,263	15,879
JET - TOTAL	47,345	29,990	17,355	7,288	10,067	43,845	27,152	16,693	7,032	9,661
J43	25	12	13	12	1	24	12	12	4	8
J33	5,833	3,634	2,199	1,170	1,029	5,657	3,231	2,426	1,072	1,354
J35	1,925	1,193	732	185	547	1,373	713	660	143	517
J44	39	22	17	10	7	39	19	20	12	8
J47	16,759	10,976	5,783	1,462	4,321	14,205	8,875	5,330	1,394	3,936
J48	8	-	8	5	3	8	-	8	5	3
J49	1	-	1	1	-	1	-	1	1	-
J52	212	65	147	131	16	311	131	180	132	48
J57	14,475	10,262	4,213	2,453	1,760	14,299	10,119	4,180	2,239	1,941

TABLE 49 - USAF PROPULSION UNITS BY MAJOR TYPE, BY MODEL, BY STATUS, WORLD-WIDE,
SEMIANNUALLY - FY 1961 (CONTINUED)

MAJOR TYPE AND MODEL	31 DECEMBER 1960					30 JUNE 1961				
	Total	In- stalled Total	Uninstalled			Total	In- stalled Total	Uninstalled		
			Total	Service- able	Repar- able			Total	Service- able	Repar- able
PROPULSION UNITS -										
(CONTINUED)										
JETS - (CONTINUED)										
J60	24	3	21	16	5	91	16	75	57	18
J65	2,730	1,042	1,688	377	1,311	2,226	1,000	1,226	516	710
J69	1,871	1,251	620	414	206	1,902	1,268	634	410	224
J71	870	458	412	191	221	777	387	390	158	232
J73	565	279	286	68	218	349	164	185	37	148
J75	786	412	374	250	124	860	451	409	193	216
J79	787	269	518	295	223	809	360	449	226	223
J81	12	-	12	-	12	7	-	7	-	7
J85	270	107	163	109	54	506	309	197	151	46
TF33	153	5	148	139	9	401	97	304	282	22
RAM JET - TOTAL	574	351	223	204	19	614	445	169	141	28
RJ43	573	351	222	203	19	613	445	168	140	28
RJ47	1	-	1	1	-	1	-	1	1	-
TURBO-PROP - TOTAL	2,449	1,354	1,095	719	376	2,548	1,437	1,111	661	450
T34	437	207	230	119	111	425	205	220	110	110
T53	142	59	83	47	36	166	79	87	46	41
T54	3	-	3	-	3	-	-	-	-	-
T55	1	-	1	1	-	1	-	1	1	-
T56	1,866	1,088	778	552	226	1,956	1,153	803	504	299
LIQUID ROCKET - TOTAL	-	-	-	-	-	606	326	280	163	117
LR3	-	-	-	-	-	4	-	4	-	4
LR79	-	-	-	-	-	36	5	31	15	16
LR87	-	-	-	-	-	18	2	16	13	3
LR89	-	-	-	-	-	123	96	27	15	12
LR91	-	-	-	-	-	21	1	20	16	4
LR101	-	-	-	-	-	309	154	155	85	70
LR105	-	-	-	-	-	95	68	27	19	8
RECIPROCATING - TOTAL	28,280	15,478	12,802	6,949	5,853	26,453	14,564	11,889	6,266	5,623
O205	-	-	-	-	-	-	-	-	-	-
O290	16	7	9	-	9	6	5	1	-	1
O335	29	1	28	23	5	9	1	8	4	4
O435	2	-	2	2	-	5	3	2	2	-
O470	594	212	382	32	350	231	122	109	19	90
O480	53	25	28	6	22	49	28	21	11	10
R985	1,029	507	522	320	202	510	238	272	230	42
R1300	1,011	561	450	171	279	899	514	385	104	281
R1340	136	33	103	73	30	125	31	94	63	31
R1820	885	446	439	316	123	789	405	384	272	112
R1830	4,606	2,261	2,345	608	1,737	4,417	2,101	2,316	848	1,468
R2000	2,227	1,294	933	399	534	2,137	1,268	869	487	382
R2600	484	9	475	444	31	456	7	449	442	7
R2800	3,546	2,401	1,145	735	410	3,275	2,295	980	629	351
R3350	2,742	1,565	1,177	419	758	2,680	1,574	1,106	460	646
R4360	10,903	6,143	4,760	3,397	1,363	10,848	5,966	4,882	2,691	2,191
VL650	9	9	-	-	-	9	2	7	-	7
972TC18	8	4	4	4	-	8	4	4	4	-

Source: Statistics and Reports Division, Directorate of Data Systems and Statistics, Comptroller of the Air Force.

TABLE 50 -- USAF PROPULSION UNITS BY ACCOUNT AND TYPE, BY STATUS, WORLD-WIDE, SEMIANNUALLY-
FY 1961

ACCOUNT AND TYPE	31 DECEMBER 1960					30 JUNE 1961				
	Total	In- stalled Total	Uninstalled			Total	In- stalled Total	Uninstalled		
			Total	Service- able	Repar- able			Total	Service- able	Repar- able
PROPULSION UNITS - TOTAL	78,648	47,173	31,475	15,160	16,315	74,066	43,924	30,142	14,263	15,879
USAF - TOTAL	70,562	43,275	27,287	12,864	14,423	66,164	39,954	26,210	11,717	14,493
Jet - Total	43,566	28,394	15,172	5,983	9,189	40,472	25,786	14,686	5,710	8,976
JT3	25	12	13	12	1	24	12	12	4	8
J33	5,414	3,411	2,003	1,044	959	5,375	3,099	2,276	968	1,308
J35	1,684	1,010	674	159	515	1,087	492	595	110	485
J44	39	22	17	10	7	39	19	20	12	8
J47	16,097	10,719	5,378	1,391	3,987	13,834	8,762	5,072	1,363	3,709
J48	4	-	4	4	-	-	-	-	-	-
J49	1	-	1	1	-	-	-	-	-	-
J52	78	62	16	12	4	179	127	52	17	35
J57	13,744	9,890	3,854	2,250	1,604	13,630	9,768	3,862	2,088	1,774
J60	23	3	20	15	5	48	16	32	19	13
J65	2,298	748	1,550	302	1,248	1,775	687	1,088	438	650
J69	1,707	1,236	471	274	197	1,706	1,244	462	242	220
J71	830	456	374	187	187	759	387	372	155	217
J73	436	192	244	47	197	241	88	153	20	133
J75	623	370	253	153	100	763	446	317	124	193
J79	455	199	256	96	160	585	290	295	109	186
J81	7	-	7	-	7	7	-	7	-	7
J85	98	64	34	25	9	313	262	51	34	17
TF33	3	-	3	1	2	107	87	20	7	13
Ram Jet - Total	556	351	205	191	14	603	444	159	139	20
RJ43	555	351	204	190	14	602	444	158	138	20
RJ47	1	-	1	1	-	1	-	1	1	-
Turbo-Prop - Total	2,292	1,318	974	642	332	2,381	1,405	976	561	415
T34	414	197	217	109	108	425	205	220	110	110
T53	92	47	45	25	20	117	71	46	17	29
T55	1	-	1	1	-	1	-	1	1	-
T56	1,785	1,074	711	507	204	1,838	1,129	709	433	276
Liquid Rocket - Total						181	75	106	38	68
LR3						4	-	4	-	4
LR79						22	4	18	3	15
LR87						11	2	9	9	-
LR89						15	6	9	4	5
LR91						12	1	11	9	2
LR101						97	47	50	12	38
LR105						20	15	5	1	4
Reciprocating - Total	24,148	13,212	10,936	6,048	4,888	22,527	12,244	10,283	5,269	5,014
O290	4	3	1	-	1	4	3	1	-	1
O335	23	1	22	22	-	5	1	4	4	-
O435	2	-	2	2	-	5	3	2	2	-
O470	271	151	120	27	93	150	82	68	19	49
O480	53	25	28	6	22	49	28	21	11	10
R985	677	284	393	311	82	435	195	240	228	12
R1300	769	449	320	167	153	679	423	256	100	156
R1340	120	32	88	69	19	109	30	79	59	20
R1820	719	354	365	258	107	592	288	304	214	90
R1830	4,447	2,146	2,301	586	1,715	4,214	1,968	2,246	803	1,443
R2000	2,158	1,281	877	391	486	2,088	1,261	827	481	346
R2600	2	1	1	1	-	2	1	1	1	-

TABLE 50 - USAF PROPULSION UNITS BY ACCOUNT AND TYPE, BY STATUS, WORLD-WIDE,
SEMIANNUALLY- FY 1961 (CONTINUED)

ACCOUNT AND TYPE	31 DECEMBER 1960					30 JUNE 1961				
	Total	In- stalled Total	Uninstalled			Total	In- stalled Total	Uninstalled		
			Total	Service- able	Repar- able			Total	Service- able	Repar- able
USAF (Continued)										
Reciprocating (Continued)										
R2800	2,969	2,065	904	605	299	2,885	2,054	831	600	231
R3350	1,840	810	1,030	340	690	1,670	777	893	297	596
R4360	10,085	5,605	4,480	3,259	1,221	9,631	5,125	4,506	2,446	2,060
V1650	1	1	-	-	-	1	1	-	-	-
972TC18	8	4	4	4	-	8	4	4	4	-
GOVERNMENT FURNISHED PROPERTY										
TOTAL	671	390	281	233	48	573	346	227	170	57
Jet - Total	558	326	232	192	40	386	223	163	140	23
J33	128	119	9	5	4	32	25	7	4	3
J47	20	7	13	12	1	12	8	4	3	1
J52	1	-	1	1	-	-	-	-	-	-
J57	239	173	66	62	4	204	150	54	46	8
J65	2	2	-	-	-	2	-	2	1	1
J69	5	5	-	-	-	-	-	-	-	-
J71	1	-	1	1	-	-	-	-	-	-
J79	150	19	131	104	27	130	39	91	81	10
J85	3	1	2	-	2	-	-	-	-	-
TF33	9	-	9	7	2	6	1	5	5	-
Turbo - Prop - Total	1	-	1	-	1	5	-	5	2	3
T56	1	-	1	-	1	5	-	5	2	3
Reciprocating - Total	112	64	48	41	7	182	123	59	28	31
O470	-	-	-	-	-	54	36	18	-	18
R985	3	2	1	-	1	1	-	1	-	1
R1820	1	1	-	-	-	21	21	-	-	-
R2000	17	8	9	7	2	11	5	6	6	-
R2800	15	8	7	5	2	15	8	7	5	2
R3350	2	1	1	1	-	1	1	-	-	-
R4360	74	44	30	28	2	79	52	27	17	10
GOVERNMENT FURNISHED AIRCRAFT EQUIPMENT - TOTAL										
TOTAL	1,054	126	928	903	25	1,512	356	1,156	1,126	30
Jet - Total	954	115	839	826	13	996	74	922	906	16
J33	89	-	89	89	-	58	-	58	58	-
J52	117	-	117	116	1	115	-	115	115	-
J57	154	49	105	105	-	57	6	51	51	-
J60	1	-	1	1	-	39	-	39	38	1
J65	-	-	-	-	-	1	1	-	-	-
J69	144	6	138	137	1	175	8	167	166	1
J71	4	2	2	-	2	-	-	-	-	-
J75	122	26	96	93	3	69	4	65	60	5
J79	89	-	89	87	2	32	-	32	31	1
J85	100	29	71	68	3	168	46	122	117	5
TF33	134	3	131	130	1	282	9	273	270	3
RamJet - Total	4	-	4	4	-	1	-	1	1	-
RJ43	4	-	4	4	-	1	-	1	1	-
Turbo - Prop - Total	96	11	85	73	12	136	32	104	98	6
T34	9	-	9	8	1	-	-	-	-	-
T53	43	10	33	22	11	43	8	35	29	6
T56	44	1	43	43	-	93	24	69	69	-

████████████████████

**TABLE 50 - USAF PROPULSION UNITS BY ACCOUNT AND TYPE, BY STATUS, WORLD-WIDE,
SEMIANNUALLY - FY 1961 (CONTINUED)**

ACCOUNT AND TYPE	31 DECEMBER 1960					30 JUNE 1961				
	Total	In- stalled Total	Uninstalled			Total	In- stalled Total	Uninstalled		
			Total	Service- able	Repar- able			Total	Service- able	Repar- able
GOVERNMENT FURNISHED AIRCRAFT EQUIPMENT (Continued)										
<u>Liquid Rocket - Total</u>	-	-	-	-	-	378	250	128	120	8
LR79	-	-	-	-	-	12	-	12	12	-
LR87	-	-	-	-	-	4	-	4	4	-
LR89	-	-	-	-	-	104	90	14	11	3
LR91	-	-	-	-	-	7	-	7	7	-
LR101	-	-	-	-	-	180	107	73	68	5
LR105	-	-	-	-	-	71	53	18	18	-
<u>Reciprocating - Total</u>	-	-	-	-	-	1	-	1	1	-
R1340	-	-	-	-	-	1	-	1	1	-
BAILMENT - TOTAL	772	275	497	75	422	53	16	37	7	30
<u>Jet - Total</u>	315	157	158	48	110	25	7	18	5	13
J33	38	5	33	7	26	1	1	-	-	-
J47	38	12	26	7	19	3	-	3	2	1
J52	5	2	3	1	2	7	3	4	-	4
J57	84	76	8	6	2	2	1	1	1	-
J65	21	13	8	2	6	3	1	2	1	1
J69	5	4	1	1	-	-	-	-	-	-
J71	17	-	17	-	17	1	-	1	-	1
J73	10	-	10	2	8	1	-	1	-	1
J75	18	16	2	2	-	2	1	1	1	-
J79	23	14	9	4	5	-	-	-	-	-
J85	54	13	41	16	25	4	-	4	-	4
TF33	2	2	-	-	-	1	-	1	-	1
<u>Ram Jet - Total</u>	9	-	9	9	-	1	-	1	1	-
RJ43	9	-	9	9	-	1	-	1	1	-
<u>Turbo-Prop - Total</u>	34	25	9	4	5	-	-	-	-	-
T34	13	10	3	2	1	-	-	-	-	-
T53	3	2	1	-	1	-	-	-	-	-
T54	3	-	3	-	3	-	-	-	-	-
T56	15	13	2	2	-	-	-	-	-	-
<u>Reciprocating - Total</u>	414	93	321	14	307	27	9	18	1	17
O290	12	4	8	-	8	1	1	-	-	-
O470	314	59	255	4	251	18	3	15	-	15
O985	15	4	11	-	11	1	-	1	-	1
R1300	3	1	2	-	2	-	-	-	-	-
R1820	-	-	-	-	-	1	-	1	-	1
R1830	14	2	12	1	11	1	-	1	1	-
R2000	9	2	7	1	6	-	-	-	-	-
R2800	27	14	13	3	10	1	1	-	-	-
R3350	3	-	3	-	3	-	-	-	-	-
R4360	17	7	10	5	5	4	4	-	-	-
GROUND TRAINING - TOTAL	686	48	638	11	627	701	42	659	8	651
<u>Jet - Total</u>	443	32	411	11	400	426	24	402	8	394
J33	43	15	28	4	24	37	6	31	5	26
J35	21	-	21	-	21	16	-	16	-	16
J47	132	7	125	2	123	118	6	112	-	112

████████████████████

TABLE 50 - USAF PROPULSION UNITS BY ACCOUNT AND TYPE, BY STATUS, WORLD-WIDE,
SEMIANNUALLY - FY 1961 (CONTINUED)

ACCOUNT AND TYPE	31 DECEMBER 1960					30 JUNE 1961				
	Total	In- stalled Total	Uninstalled			Total	In- stalled Total	Uninstalled		
			Total	Service- able	Repar- able			Total	Service- able	Repar- able
GROUND TRAINING - (CONTINUED)										
Jet - (Continued)										
J52	10	-	10	1	9	10	1	9	-	9
J57	133	10	123	-	123	138	10	128	-	128
J60	-	-	-	-	-	4	-	4	-	4
J65	30	-	30	-	30	25	-	25	-	25
J69	2	-	2	-	2	2	-	2	-	2
J71	18	-	18	3	15	16	-	16	3	13
J73	1	-	1	-	1	1	-	1	-	1
J75	18	-	18	-	18	18	-	18	-	18
J79	16	-	16	-	16	15	-	15	-	15
J85	14	-	14	-	14	21	1	20	-	20
TF33	5	-	5	1	4	5	-	5	-	5
Ram Jet - Total	5	-	5	-	5	9	1	8	-	8
RF43	5	-	5	-	5	9	1	8	-	8
Turbo-Prop - Total	26	-	26	-	26	26	-	26	-	26
T34	1	-	1	-	1	-	-	-	-	-
T53	4	-	4	-	4	6	-	6	-	6
T56	21	-	21	-	21	20	-	20	-	20
Liquid Rockets - Total	-	-	-	-	-	41	-	41	-	41
LR79	-	-	-	-	-	1	-	1	-	1
LR87	-	-	-	-	-	3	-	3	-	3
LR89	-	-	-	-	-	4	-	4	-	4
LR91	-	-	-	-	-	2	-	2	-	2
LR101	-	-	-	-	-	27	-	27	-	27
LR105	-	-	-	-	-	4	-	4	-	4
Reciprocating - Total	212	16	196	-	196	199	17	182	-	182
O290	-	-	-	-	-	1	1	-	-	-
R985	9	-	9	-	9	9	-	9	-	9
R1300	14	-	14	-	14	14	-	14	-	14
R1340	3	1	2	-	2	3	1	2	-	2
R1820	8	-	8	-	8	8	-	8	-	8
R1830	6	5	1	-	1	5	5	-	-	-
R2000	39	2	37	-	37	31	2	29	-	29
R2600	7	2	5	-	5	4	2	2	-	2
R2800	33	6	27	-	27	31	6	25	-	25
R3350	30	-	30	-	30	23	-	23	-	23
R4360	63	-	63	-	63	70	-	70	-	70
AIR FORCE RESERVE - TOTAL	1,534	1,304	230	207	23	2,047	1,592	455	387	68
Jet - Total	5	-	5	4	1	13	12	1	1	-
J47	1	-	1	1	-	12	12	-	-	-
J57	4	-	4	3	1	1	-	1	1	-
Reciprocating	1,529	1,304	225	203	22	2,034	1,580	454	386	68
O470	1	1	-	-	-	1	1	-	-	-
R1820	44	28	16	16	-	53	35	18	16	2
R1830	42	40	2	2	-	71	55	16	11	5
R2800	117	94	23	22	1	116	95	21	18	3
R3350	781	693	88	71	17	883	716	167	151	16
R4360	544	448	96	92	4	910	678	232	190	42

TABLE 50 - USAF PROPULSION UNITS BY ACCOUNT AND TYPE, BY STATUS, WORLD-WIDE, SEMIANNUALLY - FY 1961 (CONTINUED)

ACCOUNT AND TYPE	31 DECEMBER 1960					30 JUNE 1961				
	Total	In-stalled Total	Uninstalled			Total	In-stalled Total	Uninstalled		
			Total	Service-able	Repar-able			Total	Service-able	Repar-able
<u>AIR NATIONAL GUARD - TOTAL</u> . . .	<u>1,510</u>	<u>1,128</u>	<u>382</u>	<u>256</u>	<u>126</u>	<u>1,773</u>	<u>1,306</u>	<u>467</u>	<u>325</u>	<u>142</u>
<u>Jet - Total</u>	<u>1,242</u>	<u>934</u>	<u>308</u>	<u>202</u>	<u>106</u>	<u>1,350</u>	<u>1,009</u>	<u>341</u>	<u>225</u>	<u>116</u>
J33	119	84	35	21	14	151	100	51	36	15
J35	198	162	36	26	10	261	221	40	30	10
J47	299	229	70	47	23	131	87	44	21	23
J57	95	63	32	23	9	247	183	64	49	15
J65	359	272	87	62	25	408	311	97	67	30
J73	118	87	31	19	12	106	76	30	17	13
J79	54	37	17	4	13	46	31	15	5	10
<u>Reciprocating - Total</u>	<u>268</u>	<u>194</u>	<u>74</u>	<u>54</u>	<u>20</u>	<u>423</u>	<u>297</u>	<u>126</u>	<u>100</u>	<u>26</u>
R985	11	8	3	3	-	4	2	2	2	-
R1820	64	48	16	12	4	70	50	20	16	4
R1830	95	66	29	19	10	116	73	43	33	10
R2800	4	2	2	2	-	8	5	3	1	2
R3350	46	41	5	5	-	72	60	12	10	2
R4360	48	29	19	13	6	153	107	46	38	8
<u>AIR FORCE AUXILIARY UNITS - TOTAL</u>	<u>7</u>	<u>2</u>	<u>2</u>	<u>1</u>	<u>4</u>	<u>6</u>	<u>2</u>	<u>4</u>	-	<u>4</u>
<u>Jet - Total</u>	-	-	-	-	-	<u>1</u>	<u>1</u>	-	-	-
J57	-	-	-	-	-	1	1	-	-	-
<u>Reciprocating - Total</u>	<u>7</u>	<u>2</u>	<u>5</u>	<u>1</u>	<u>4</u>	<u>5</u>	<u>1</u>	<u>4</u>	-	<u>4</u>
O470	6	1	5	1	4	4	-	4	-	-
R985	1	1	-	-	-	1	1	-	-	-
<u>ARMY - TOTAL</u>	<u>9</u>	<u>3</u>	<u>6</u>	<u>4</u>	<u>2</u>	<u>1</u>	-	<u>1</u>	-	<u>1</u>
<u>Jet - Total</u>	<u>3</u>	<u>1</u>	<u>2</u>	-	<u>2</u>	-	-	-	-	-
J52	1	1	-	-	2	-	-	-	-	-
J69	2	-	2	-	2	-	-	-	-	-
<u>Reciprocating - Total</u>	<u>6</u>	<u>2</u>	<u>4</u>	<u>4</u>	-	<u>1</u>	-	<u>1</u>	-	<u>1</u>
R985	-	-	-	-	-	1	-	1	-	1
R1820	-	-	4	4	-	-	-	-	-	-
R4360	2	2	-	-	-	-	-	-	-	-
<u>NAVY - TOTAL</u>	<u>27</u>	<u>1</u>	<u>26</u>	-	<u>26</u>	<u>71</u>	-	<u>71</u>	-	<u>71</u>
<u>Reciprocating - Total</u>	<u>27</u>	<u>1</u>	<u>26</u>	-	<u>26</u>	<u>71</u>	-	<u>71</u>	-	<u>71</u>
R1830	1	1	-	-	-	10	-	10	-	10
R2800	25	-	25	-	25	60	-	60	-	60
R4360	1	-	1	-	1	1	-	1	-	1
<u>MILITARY ASSISTANCE PROGRAM (MAP) - TOTAL</u>	<u>52</u>	<u>26</u>	<u>26</u>	<u>9</u>	<u>17</u>	<u>60</u>	<u>17</u>	<u>43</u>	<u>30</u>	<u>13</u>
<u>Jet - Total</u>	<u>17</u>	<u>8</u>	<u>9</u>	<u>4</u>	<u>5</u>	<u>33</u>	<u>16</u>	<u>17</u>	<u>17</u>	-
J33	2	-	2	-	2	1	-	1	-	-
J47	1	-	1	1	-	5	-	5	5	-
J57	4	1	3	2	1	2	-	2	2	-
J65	10	7	3	1	2	3	-	3	3	-
J69	-	-	-	-	-	16	16	-	-	-
J75	-	-	-	-	-	6	-	6	6	-

TABLE 50 - USAF PROPULSION UNITS BY ACCOUNT AND TYPE, BY STATUS, WORLD-WIDE,
SEMIANNUALLY - FY 1961 (CONTINUED)

ACCOUNT AND MAJOR TYPES	31 DECEMBER 1960					30 JUNE 1961				
	Total	In- stalled Total	Uninstalled			Total	In- stalled Total	Uninstalled		
			Total	Service- able	Repar- able			Total	Service- able	Repar- able
MILITARY ASSISTANCE PROGRAM (MAP) - (CONTINUED)										
<u>Liquid Rockets - Total</u>	-	-	-	-	-	5	1	4	4	-
LR79	-	-	-	-	-	1	1	-	-	-
LR101	-	-	-	-	-	4	-	4	4	-
<u>Reciprocating - Total</u>	35	18	17	5	12	22	-	22	9	13
R985	1	-	1	-	1	-	-	-	-	-
R1300	18	16	2	-	2	7	-	7	-	7
R1340	4	-	4	4	-	3	-	3	3	-
R1820	-	-	-	-	-	4	-	4	-	4
R1830	1	1	-	-	-	-	-	-	-	-
R2000	1	1	-	-	-	-	-	-	-	-
R2800	4	-	4	-	4	5	-	5	5	-
R3350	4	-	4	1	3	3	-	3	1	2
R4360	2	-	2	-	2	-	-	-	-	-
<u>ENGINES IN LONG SUPPLY - TOTAL</u>	-	-	-	-	-	1	-	1	-	1
J57	-	-	-	-	-	1	-	1	-	1
<u>EXCESS - TOTAL</u>	<u>1,764</u>	<u>595</u>	<u>1,169</u>	<u>597</u>	<u>572</u>	<u>1,104</u>	<u>293</u>	<u>811</u>	<u>493</u>	<u>318</u>
<u>Jet - Total</u>	<u>242</u>	<u>23</u>	<u>219</u>	<u>18</u>	<u>201</u>	<u>142</u>	-	<u>142</u>	<u>20</u>	<u>122</u>
J33	-	-	-	-	-	2	-	2	-	2
J35	22	21	1	-	1	9	-	9	3	6
J47	171	2	169	1	168	90	-	90	-	90
J48	4	-	4	1	3	8	-	8	5	3
J49	-	-	-	-	-	1	-	1	1	-
J57	18	-	18	2	16	16	-	16	1	15
J65	10	-	10	10	-	9	-	9	6	3
J69	6	-	6	2	4	3	-	3	2	1
J71	-	-	-	-	-	1	-	1	-	1
J75	5	-	5	2	3	2	-	2	2	-
J79	-	-	-	-	-	1	-	1	-	1
J81	5	-	5	-	5	-	-	-	-	-
J85	1	-	1	-	1	-	-	-	-	-
<u>Liquid Rockets - Total</u>	-	-	-	-	-	1	-	1	1	-
LR101	-	-	-	-	-	1	-	1	1	-
<u>Reciprocating - Total</u>	<u>1,522</u>	<u>572</u>	<u>950</u>	<u>579</u>	<u>371</u>	<u>961</u>	<u>293</u>	<u>668</u>	<u>472</u>	<u>196</u>
O335	6	-	6	1	5	4	-	4	-	4
O470	2	-	2	-	2	4	-	4	-	4
R985	312	208	104	6	98	58	40	18	-	18
R1300	207	95	112	4	108	199	91	108	4	104
R1340	9	-	9	-	9	9	-	9	-	9
R1820	45	15	30	26	4	40	11	29	26	3
R2000	3	-	3	-	3	7	-	7	-	7
R2600	475	6	469	443	26	450	4	446	441	5
R2800	352	212	140	98	42	154	126	28	-	28
R3350	36	20	16	1	15	28	20	8	1	7
R4360	67	8	59	-	59	-	-	-	-	-
V1650	8	8	-	-	-	8	1	7	-	7

Source: Statistics and Reports Division, Directorate of Data Systems and Statistics, Comptroller of the Air Force.

MATERIEL (CONTINUED)**AVIATION FUEL AND OIL****INTRODUCTION**

The information contained in this section summarizes USAF aviation fuel and oil, world-wide, for Fiscal Year 1961.

The data shown in the following tables include fuel and oil inventories, issues, and receipts.

DEFINITIONS

AVIATION FUEL - aviation gasoline and jet and rocket fuel. Aviation gasoline is fuel graded by octane rating such as 115/145, 100/130, 91/96, and 80. Jet fuel consists of JP-4, JP-5, and JP-6 types. Rocket fuel is RP-1.

AVIATION OIL - aircraft engine lubricating oil which is graded thus: Reciprocal 1120, 1100, 1080, 1065; Standard jet 1015, 1010, 1005; and Special jet 7808. It includes reused product.

INTRANSIT - product on way to destination. Applies to both Overseas and Continental United States.

INVENTORY - product on hand at base, terminal, and into-plane contractor locations, pipeline, and intransit.

ISSUES - fuel for flight operations. Also includes marine equipment, engine block testing, and modification centers. "Issues" consists of four types charge sales (issues to users of USAF, USAF Reserve and Air National Guard aircraft, and other than aircraft), reimbursable sales to other than USAF aircraft, and issues for cash and exchange account (Canadian Air Force or Canadian Navy).

RECEIPT - the increase in inventory caused by receipt of incoming shipments of product.

TABLE 51 - USAF AVIATION FUEL ISSUES BY LOCATION, WORLD-WIDE, BY QUARTER - FY 1961

(Quantities represent issues from bases, terminals, and government and contractor owned product)

LOCATION	BARRELS OF 42 U S GALLONS			
	Total	Jet Fuel	Aviation Gasoline	Rocket Fuel RP-1
<u>WORLD-WIDE - TOTAL</u>	<u>140,881,478</u>	<u>109,540,281</u>	<u>31,057,760</u>	<u>283,437</u>
<u>CONTINENTAL U. S. - TOTAL</u>	<u>113,269,342</u>	<u>91,022,360</u>	<u>21,963,545</u>	<u>283,437</u>
First Quarter	28,225,993	22,760,812	5,398,182	66,999
Second Quarter	26,847,534	21,520,963	5,251,094	75,477
Third Quarter	28,017,782	22,384,507	5,566,240	67,035
Fourth Quarter	30,178,033	24,356,078	5,748,029	73,926
<u>OVERSEA - TOTAL</u>	<u>27,612,136</u>	<u>18,517,921</u>	<u>9,094,215</u>	-
First Quarter	7,131,286	4,801,225	2,330,061	-
Second Quarter	6,739,753	4,478,940	2,260,813	-
Third Quarter	6,745,395	4,467,669	2,277,726	-
Fourth Quarter	6,995,702	4,770,087	2,225,615	-

Source: Statistics and Reports Division, Directorate of Data Systems and Statistics, Comptroller of the Air Force

TABLE 52 - USAF AVIATION FUEL RECEIPTS FROM INDUSTRY AND OTHERS BY SOURCE, BY LOCATION, WORLD-WIDE - DURING FY 1961

LOCATION AND SOURCE	BARRELS OF 42 U S GALLONS			
	Total	Jet Fuel	Aviation Gasoline	Rocket Fuel RP-1
<u>WORLD-WIDE - TOTAL</u>	<u>140,659,794</u>	<u>109,213,818</u>	<u>31,147,475</u>	<u>298,501</u>
<u>CONTINENTAL U. S. - TOTAL</u>	<u>101,250,986</u>	<u>76,910,549</u>	<u>24,043,290</u>	<u>297,147</u>
Bulk from Industry	100,487,940	76,643,586	23,547,207	297,147
Into Plane from Industry	763,046	266,963	496,083	-
<u>OVERSEA - TOTAL</u>	<u>33,113,042</u>	<u>28,436,530</u>	<u>4,675,158</u>	<u>1,354</u>
Bulk from Industry	31,050,495	27,989,887	3,060,608	-
Into Plane from Industry	2,062,547	446,643	1,614,550	1,354
<u>BULK FROM OTHERS - TOTAL</u>	<u>4,471,308</u>	<u>3,154,180</u>	<u>1,317,128</u>	-
<u>INTO PLANE FROM OTHERS - TOTAL</u>	<u>1,824,458</u>	<u>712,559</u>	<u>1,111,899</u>	-

Source: Statistics and Reports Division, Directorate of Data Systems and Statistics, Comptroller of the Air Force

TABLE 53 - USAF AVIATION FUEL BY LOCATION, WORLD-WIDE, SEMIANNUALLY - 31 DEC 1960 AND 30 JUN 1961

LOCATION	BARRELS OF 42 U S GALLONS							
	Total	Jet Fuel	Aviation Gasoline	Rocket Fuel RP-1	Total	Jet Fuel	Aviation Gasoline	Rocket Fuel RP-1
	31 DECEMBER 1960				30 JUNE 1961			
<u>WORLD-WIDE - TOTAL</u>	<u>36,474,906</u>	<u>25,400,345</u>	<u>11,047,472</u>	<u>27,089</u>	<u>34,180,413</u>	<u>24,093,303</u>	<u>10,068,604</u>	<u>18,506</u>
<u>CONTINENTAL U S - TOTAL</u>	<u>19,155,584</u>	<u>14,486,366</u>	<u>4,642,129</u>	<u>27,089</u>	<u>17,991,591</u>	<u>13,873,777</u>	<u>4,099,308</u>	<u>18,506</u>
Base	7,235,452	5,728,468	1,503,375	3,609	6,632,909	5,290,958	1,337,478	4,473
Terminal	10,270,031	7,401,498	2,845,559	22,974	9,780,613	7,142,320	2,625,076	13,217
In Transit	710,917	508,998	201,413	506	406,756	357,487	48,453	816
Pipeline	939,184	847,402	91,782	-	1,171,313	1,083,012	88,301	-
<u>OVERSEA - TOTAL</u> . .	<u>17,319,322</u>	<u>10,913,979</u>	<u>6,405,343</u>	<u>-</u>	<u>16,188,822</u>	<u>10,219,526</u>	<u>5,969,296</u>	<u>-</u>
Base	9,229,598	5,859,268	3,370,330	-	8,815,656	5,498,407	3,317,249	-
Terminal	6,674,145	4,383,594	2,290,551	-	6,633,107	4,314,524	2,318,583	-
In Transit	1,415,579	671,117	744,462	-	740,059	406,595	333,464	-

Source: Statistics and Reports Division, Directorate of Data Systems and Statistics, Comptroller of the Air Force

TABLE 54 - USAF AVIATION OIL BY LOCATION, WORLD-WIDE, SEMIANNUALLY - 31 DEC 1960 AND 30 JUN 1961

LOCATION	BARRELS OF 42 U S GALLONS							
	Total	Reciprocal	Standard Jet	Special Jet 7808	Total	Reciprocal	Standard Jet	Special Jet 7808
	31 DECEMBER 1960				30 JUNE 1961			
<u>WORLD-WIDE - TOTAL</u>	<u>214,224</u>	<u>183,311</u>	<u>17,641</u>	<u>13,272</u>	<u>195,038</u>	<u>168,150</u>	<u>14,038</u>	<u>12,850</u>
<u>CONTINENTAL US - TOTAL</u>	<u>76,472</u>	<u>59,532</u>	<u>9,005</u>	<u>7,935</u>	<u>68,719</u>	<u>53,266</u>	<u>8,619</u>	<u>6,834</u>
Base	74,472	58,326	8,710	7,436	66,369	52,175	7,972	6,222
Terminal	1,276	482	295	499	1,725	466	647	612
In Transit	724	724	-	-	625	625	-	-
<u>OVERSEA - TOTAL</u> . .	<u>137,752</u>	<u>123,779</u>	<u>8,636</u>	<u>5,337</u>	<u>126,319</u>	<u>114,884</u>	<u>5,419</u>	<u>6,016</u>
Base	79,083	68,865	5,058	5,160	84,078	74,494	3,940	5,644
Terminal	48,984	45,368	3,578	38	34,381	32,821	1,479	81
In Transit	9,685	9,546	-	139	7,860	7,569	-	291

Source: Statistics and Reports Division, Directorate of Data Systems and Statistics, Comptroller of the Air Force

TABLE 55 - USAF AVIATION OIL ISSUES BY LOCATION , WORLD-WIDE , BY QUARTER - FY 1961

(Quantities represent issues from bases, terminals, and contractor and government owned product)

LOCATION	BARRELS OF 42 U S GALLONS			
	Total	Reciprocal	Standard Jet	Special Jet 7808
<u>WORLD-WIDE - TOTAL</u>	<u>421,068</u>	<u>375,670</u>	<u>21,694</u>	<u>23,704</u>
<u>CONTINENTAL U S - TOTAL</u>	<u>304,695</u>	<u>267,450</u>	<u>18,507</u>	<u>18,738</u>
First Quarter	75,954	66,405	5,206	4,343
Second Quarter	73,178	64,493	4,605	4,080
Third Quarter	72,403	63,351	4,361	4,691
Fourth Quarter	83,160	73,201	4,335	5,624
<u>OVERSEA - TOTAL</u>	<u>116,373</u>	<u>108,220</u>	<u>3,187</u>	<u>4,966</u>
First Quarter	28,150	26,331	605	1,214
Second Quarter	29,343	27,654	591	1,098
Third Quarter	28,867	26,518	1,115	1,234
Fourth Quarter	30,013	27,717	876	1,420

Source: Statistics and Reports Division, Directorate of Data Systems and Statistics, Comptroller of the Air Force

TABLE 56 - USAF AVIATION OIL RECEIPTS FROM INDUSTRY AND OTHERS BY SOURCE, BY LOCATION, WORLD-WIDE - DURING FY 1961

LOCATION AND SOURCE	BARRELS OF 42 U S GALLONS			
	Total	Reciprocal	Standard Jet	Special Jet 7808
<u>WORLD-WIDE - TOTAL</u>	<u>414,616</u>	<u>370,568</u>	<u>19,612</u>	<u>24,436</u>
<u>CONTINENTAL U S - TOTAL</u>	<u>374,680</u>	<u>331,057</u>	<u>19,423</u>	<u>24,200</u>
Bulk from Industry	367,775	324,197	19,378	24,200
Into Plane from Industry	6,905	6,860	45	-
<u>OVERSEA - TOTAL</u>	<u>17,243</u>	<u>17,211</u>	<u>31</u>	<u>1</u>
Bulk from Industry	-	-	-	-
Into Plane from Industry	17,243	17,211	31	1
<u>BULK FROM OTHERS - TOTAL</u>	<u>9,456</u>	<u>9,149</u>	<u>116</u>	<u>191</u>
<u>INTO PLANE FROM OTHERS - TOTAL</u>	<u>13,237</u>	<u>13,151</u>	<u>42</u>	<u>44</u>

Source: Statistics and Reports Division, Directorate of Data Systems and Statistics, Comptroller of the Air Force

MATERIEL (CONTINUED)**VEHICLES****INTRODUCTION**

The tables included in this section provide summary data on the status of the USAF World-Wide Vehicle Inventory. Air Force Regulation 77-1, dated, 2 February 1959, and Air Force Manual 171-14, dated, 1 September 1960, Volume III constitute the basic authority for the system.

Due to changes in Air Staff needs, the detailed vehicle inventory data are available on an annual basis (30 June). However, a limited amount of summary type vehicle data is presently required quarterly. This information is reflected herein by status category and by quarter for FY 1961.

DEFINITIONS

BASE ACCOUNT - Vehicles on the property account of the base supply officer.

DEPOT ACCOUNT - Vehicles in a depot for depot repair or storage (includes vehicles at commercial sites).

EXCESS TO INDIVIDUAL ORGANIZATIONS - Vehicles in excess to requirements of the individual responsible organizations. (These vehicles are not necessarily excess to total Air Force needs.)

INCOMPLETELY PROCESSED STOCK NUMBER VEHICLES - Items that cannot be identified by stock number and therefore not categorized by type of vehicle.

INDIGENOUS - Refers to offshore procurement and occupation cost acquired vehicles.

INTRANSIT - Vehicles enroute from the manufacturer to a command or from one base or command to another.

IN-USE - Vehicles assigned for use.

SPECIAL PROJECTS - Vehicles committed to AF-GEN-1-50 OPR (SEAWEED and NIGHT LIFE) and other special projects.

UNECONOMICALLY REPARABLE - Vehicles which are uneconomically reparable in accordance with TO 36A-1-70 (Maximum Repair Allowances for USAF Vehicles).

UNREPORTED STATUS - Vehicles which have been incorrectly reported, i.e., one of the above terms has not been used to correctly identify the status of the vehicle.

TABLE 57 - USAF VEHICLES BY STATUS, WORLD-WIDE, AT END OF QUARTER - FY 1961

(Excludes Air Force owned contractor operated vehicles)

STATUS	30 September 1960		31 December 1960		31 March 1961		30 June 1961	
	Vehicles	Per Cent of Total	Vehicles	Per Cent of Total	Vehicles	Per Cent of Total	Vehicles	Per Cent of Total
<u>TOTAL</u>	<u>132,516</u>	<u>100.0</u>	<u>132,256</u>	<u>100.0</u>	<u>130,668</u>	<u>100.0</u>	<u>133,929</u>	<u>100.0</u>
In-Use	112,402	84.8	115,560	87.4	115,445	88.3	115,082	85.9
Base Account	5,134	3.9	4,501	3.4	4,296	3.3	4,458	3.4
Excess to Individual Organizations	2,475	1.9	2,441	1.8	2,251	1.7	2,125	1.6
Special Projects	3,476	2.6	3,429	2.6	3,249	2.5	2,960	2.2
Depot Account	1,122	.9	873	.7	663	.5	555	.4
Intransit	7,717	5.8	5,281	4.0	4,566	3.5	8,475	6.3
Unreported Status	190	.1	171	.1	198	.2	274	.2

Source: Statistics and Reports Division, Directorate of Data Systems and Statistics, Comptroller of the Air Force.

TABLE 58 - USAF VEHICLES BY STATUS WITHIN MAJOR AIR COMMAND, WORLD-WIDE - AS OF 30 JUN 1961

(Excludes Air Force owned contractor operated vehicles)

COMMAND	TOTAL	IN-USE	BASE ACCOUNT	EXCESS TO INDIV ORGN	SPECIAL PROJECTS	DEPOT ACCOUNT			IN- TRANSIT	UNRE- PORTED STATUS	INDI- GENOUS a/
						Service- able	Repa- rable	Unecon Rep			
<u>TOTAL</u>	<u>133,929</u>	<u>115,082</u>	<u>4,458</u>	<u>2,125</u>	<u>2,960</u>	<u>278</u>	<u>261</u>	<u>16</u>	<u>8,475</u>	<u>274</u>	<u>4,609</u>
Aeronautical Chart and Information Center <u>b/</u>	59	57	-	-	-	-	-	-	2	-	-
Air Defense Command	12,009	11,128	175	109	61	-	-	-	530	6	-
Air Force Accounting and Finance Center . .	5	5	-	-	-	-	-	-	-	-	-
Air Force Logistics Command <u>c/</u>	18,550	15,317	704	254	260	262	261	16	1,426	50	56
Air Force Systems Command <u>d/</u>	5,950	5,526	158	17	-	1	-	-	242	6	-
Air Training Command	8,783	8,210	137	6	7	-	-	-	415	8	-
Air University	593	520	51	-	-	-	-	-	22	-	-
Alaskan Air Command (Includes Alaska) . . .	2,774	2,460	76	27	102	-	-	-	106	3	-
Caribbean Air Command	413	379	1	-	2	-	-	-	31	-	-
Continental Air Command	2,006	1,778	58	25	2	1	-	-	139	3	-
Headquarters Command USAF	2,297	1,889	234	7	-	-	-	-	167	-	1
Military Air Transport Service	9,504	8,214	312	85	353	-	-	-	519	21	28
Pacific Air Forces (Includes Hawaii)	11,873	9,731	632	153	476	12	-	-	867	2	1
Strategic Air Command	31,768	28,368	703	355	503	-	-	-	1,775	64	155
Tactical Air Command	6,851	6,087	130	103	-	2	-	-	511	18	-
USAF Academy	319	314	1	-	4	-	-	-	-	-	-
U S Air Forces in Europe	18,552	13,761	1,056	897	1,166	-	-	-	1,579	93	4,315
USAF Security Service	1,623	1,338	30	87	24	-	-	-	144	-	53

a/ "Indigenous" - Offshore procurement and occupation cost acquired vehicles. These vehicles are included in previous columns of this table.

b/ Designated as a separate operating agency, 1 July 1960.

c/ Redesignated, 1 April 1961; originally Air Materiel Command.

d/ Redesignated, 1 April 1961; originally Air Research and Development Command.

Source: Statistics and Reports Division, Directorate of Data Systems and Statistics, Comptroller of the Air Force.

TABLE 59 - USAF VEHICLES BY STATUS, DESIGN, AND APPLICATION, WORLD-WIDE - AS OF 30 JUN 1961

(Excludes Air Force owned contractor operated vehicles)

DESIGN AND APPLICATION	TOTAL	IN-USE	BASE ACCOUNT	EXCESS TO INDIV ORGN	SPECIAL PROJECTS	DEPOT ACCOUNT			IN-TRANSIT	UNREPORTED STATUS	INDIGENOUS a/
						Service-able	Repa-rable	Unecon-Rep			
TOTAL	<u>133,929</u>	<u>115,082</u>	<u>4,458</u>	<u>2,125</u>	<u>2,960</u>	<u>278</u>	<u>261</u>	<u>16</u>	<u>8,475</u>	<u>274</u>	<u>4,609</u>
COMMERCIAL DESIGN											
General Purpose - Total	<u>53,645</u>	<u>46,851</u>	<u>1,142</u>	<u>303</u>	<u>248</u>	<u>1</u>	<u>1</u>	-	<u>5,089</u>	<u>10</u>	<u>3,023</u>
Sedans	5,377	4,699	96	17	-	-	-	-	565	-	238
Bus, 27-33 Passenger, BOC and Integral	3,304	2,736	96	22	14	-	-	-	431	5	313
Bus, 37-44 Passenger, BOC Integral and Convertible	186	179	2	-	5	-	-	-	-	-	-
Bus, Other	232	219	11	1	-	-	-	-	1	-	21
Station Wagon	5,034	4,428	110	15	4	-	-	-	477	-	32
Ambulance, Metropolitan	426	362	11	2	-	-	-	-	50	1	6
Carryall, Suburban	273	216	6	16	1	-	-	-	34	-	124
Motorcycles and Motor Bicycles	62	47	15	-	-	-	-	-	-	-	-
Trucks	33,521	29,626	668	165	176	-	-	-	2,884	2	1,819
Truck Tractors	5,011	4,130	127	64	48	1	1	-	638	2	470
Other	219	209	-	1	-	-	-	-	9	-	-
Special Purpose - Total	<u>5,410</u>	<u>4,727</u>	<u>219</u>	<u>74</u>	<u>70</u>	<u>1</u>	<u>1</u>	-	<u>305</u>	<u>13</u>	<u>216</u>
Trucks	2,155	1,976	58	16	21	-	-	-	83	1	58
Trailers and Semi-Trailers	174	167	-	1	-	-	-	-	6	-	10
Sweepers	1,944	1,556	105	44	44	1	1	-	192	1	121
Snowplows	1,128	1,019	56	13	5	-	-	-	24	11	27
Other	9	9	-	-	-	-	-	-	-	-	-
Construction and Base Maintenance Equipment - Total	<u>8,611</u>	<u>7,659</u>	<u>318</u>	<u>201</u>	<u>68</u>	<u>6</u>	<u>10</u>	-	<u>334</u>	<u>15</u>	<u>187</u>
Crane Shovels	964	842	40	28	11	-	10	-	29	7	19
Tractors	4,013	3,640	108	84	28	-	2	-	147	4	138
Loaders	352	307	12	8	-	-	-	-	25	-	4
Road Maintenance Equipment	1,555	1,361	75	45	22	2	-	-	48	2	26
Compressors	250	199	22	15	-	-	1	-	13	-	-
Mixing and Paving Equipment	369	324	12	5	4	-	-	-	23	1	-
Rock Crushing Equipment	15	14	-	-	-	-	-	-	-	1	-
Other	1,093	972	49	16	3	4	-	-	49	-	-
Materials Handling Equipment - Total	<u>14,393</u>	<u>12,795</u>	<u>488</u>	<u>251</u>	<u>236</u>	<u>8</u>	<u>15</u>	<u>2</u>	<u>578</u>	<u>20</u>	<u>284</u>
Tractor, Warehouse	5,604	5,089	134	82	133	3	6	2	148	7	113
Truck, Fixed Platform	14	14	-	-	-	-	-	-	-	-	-
Truck, Forklift	7,940	6,955	317	145	102	4	8	-	397	12	171
Truck, Straddle Carry	188	178	2	3	-	-	1	-	3	1	-
Crane, Warehouse	503	430	29	15	1	1	-	-	27	-	-
Other	144	129	6	6	-	-	-	-	3	-	-

TABLE 59 - USAF VEHICLES BY STATUS, DESIGN, AND APPLICATION, WORLD-WIDE - AS OF 30 JUN 1961: (CONTINUED)

DESIGN AND APPLICATION	TOTAL	IN-USE	BASE ACCOUNT	EXCESS TO INDIV ORGN	SPECIAL PROJECTS				IN-TRANSIT	UNREPORTED STATUS	INDIGENOUS ^{a/}
						Serviceable	Reparable	Unecon Rep			
MILITARY DESIGN											
<u>General Purpose - Total</u>	<u>25,949</u>	<u>21,659</u>	<u>1,173</u>	<u>626</u>	<u>1,303</u>	<u>113</u>	<u>83</u>	<u>10</u>	<u>966</u>	<u>16</u>	<u>151</u>
Ambulances	1,141	948	21	21	102	-	3	-	44	2	13
Trucks	7,736	6,271	331	194	505	88	20	6	318	3	-
Truck Tractors	2,532	1,825	163	76	344	1	7	-	115	1	80
Semi-Trailers	3,441	3,065	128	63	59	2	2	-	120	2	22
Trailers	10,777	9,331	505	244	272	20	46	2	349	8	36
Other	322	219	25	28	21	2	5	2	20	-	-
<u>Special Purpose - Total</u>	<u>25,072</u>	<u>20,652</u>	<u>1,086</u>	<u>647</u>	<u>1,020</u>	<u>148</u>	<u>151</u>	<u>4</u>	<u>1,164</u>	<u>200</u>	<u>744</u>
Trucks	6,118	5,186	267	129	167	5	68	1	205	90	112
Truck Tractors	445	381	26	10	14	-	-	-	13	1	-
Semi-Trailers	6,747	5,258	352	211	458	13	43	-	309	103	614
Trailers	9,764	8,093	380	263	284	130	40	3	571	-	18
Aircraft Towing Tractors	1,952	1,692	59	34	95	-	-	-	66	6	-
Other	46	42	2	-	2	-	-	-	-	-	-
<u>Construction and Base Maintenance Equipment - Other - Total</u>	<u>596</u>	<u>542</u>	<u>22</u>	<u>6</u>	<u>13</u>	-	-	-	<u>13</u>	-	-
<u>Incompletely Processed Stock</u>											
<u>Number Vehicles - Total</u>	<u>253</u>	<u>197</u>	<u>10</u>	<u>17</u>	<u>2</u>	<u>1</u>	-	-	<u>26</u>	-	<u>4</u>

a/ "Indigenous" - Offshore procurement and occupation cost acquired vehicles. The status of these vehicles is included in the previous columns of this table.

Source: Statistics and Reports Division, Directorate of Data Systems and Statistics, Comptroller of the Air Force

(Excludes Air Force owned)

DESIGN AND APPLICATION	TOTAL	COM								
		AAC	ACIC a/	ADC	AFFIN	AFLC b/	AFSC a/	ATC	AU	C Air C
TOTAL	133,929	2,774	59	12,009	5	18,550	5,950	8,783	593	413
COMMERCIAL DESIGN										
General Purpose - Total	53,645	1,151	30	4,599	1	5,806	2,632	5,128	396	244
Passenger Carrying	14,832	203	14	1,264	1	1,196	632	2,297	197	101
Motorcycles and Motorized Bikes	62	-	-	-	-	8	6	-	-	-
Trucks	33,521	914	12	2,765	-	3,878	1,769	2,371	179	128
Truck Tractors	5,011	31	4	457	-	648	222	460	20	15
Other	219	3	-	113	-	76	3	-	-	-
Special Purpose - Total	5,410	196	2	935	-	558	191	313	16	6
Trucks	2,155	80	1	241	-	291	79	128	9	2
Trailers and Semi-Trailers	174	6	-	150	-	3	-	-	-	-
Sweepers	1,944	46	1	221	-	181	89	155	7	4
Snowplows	1,128	64	-	320	-	83	20	29	-	-
Other	9	-	-	3	-	-	3	1	-	-
Construction and Base										
Maintenance Equipment - Total	8,611	309	3	1,531	-	953	377	694	50	32
Crane Shovels	964	23	-	120	-	153	54	60	4	4
Tractors	4,013	124	2	727	-	387	159	327	27	18
Loaders	352	25	-	68	-	35	13	24	1	-
Road Maintenance Equipment	1,555	102	1	315	-	113	73	127	5	5
Compressors	250	3	-	15	-	85	10	22	1	1
Mixing and Paving Equipment	369	8	-	70	-	32	14	22	2	-
Rock Crushing Equipment	15	-	-	6	-	6	-	-	-	-
Other	1,093	24	-	210	-	142	54	112	10	4
Materials Handling Equipment - Total	14,393	199	17	985	4	4,425	673	630	45	48
Tractor, Warehouse	5,604	50	1	373	1	1,339	257	352	26	18
Truck, Fixed Platform	14	-	-	1	-	11	2	-	-	-
Truck, Forklift	7,940	143	16	506	3	2,912	360	223	18	30
Truck, Straddle Carry	188	-	-	-	-	49	2	1	-	-
Crane, Warehouse	503	6	-	70	-	82	50	32	1	-
Other	144	-	-	35	-	32	2	22	-	-
MILITARY DESIGN										
General Purpose - Total	25,949	467	4	1,940	-	3,986	850	748	14	38
Passenger Carrying	1,141	43	-	139	-	73	42	91	7	4
Trucks	7,736	122	-	1,028	-	624	329	57	-	10
Truck Tractors	2,532	113	-	95	-	206	24	2	-	1
Semi-Trailers	3,441	60	4	227	-	949	143	155	6	10
Trailers	10,777	122	-	431	-	2,059	293	431	1	13
Other	322	7	-	20	-	75	19	12	-	-
Special Purpose - Total	25,072	445	3	1,937	-	2,737	1,196	1,206	68	44
Trucks	6,118	125	1	542	-	957	304	371	15	18
Truck Tractors	445	8	-	39	-	55	30	33	1	1
Semi-Trailers	6,747	122	-	353	-	648	320	353	18	7
Trailers	9,764	148	2	608	-	968	469	416	33	14
Aircraft Towing Tractors	1,952	39	-	395	-	108	73	32	1	4
Other	46	3	-	-	-	1	-	1	-	-
Construction and Base										
Maintenance Equipment - Other - Total	596	7	-	62	-	38	21	61	4	-
Incompletely Processed Stock Number Vehicles - Total	253	-	-	20	-	47	10	3	-	1

a/ Designated as a separate operating agency, 1 July 1960

b/ Redesignated, 1 April 1961; originally Air Materiel Command

c/ Redesignated, 1 April 1961; originally Air Research and Development Command

Source: Statistics and Reports Division, Directorate of Data Systems and Statistics, Comptroller of the Air Force.

Contracted Operated Vehicle)

MAND									DESIGN AND APPLICATION
ConAC	Hq Comd USAF	MATS	PacAF	SAC	TAC	USAF A	USAF E	USAF S	
<u>2,006</u>	<u>2,297</u>	<u>9,504</u>	<u>11,873</u>	<u>31,768</u>	<u>6,851</u>	<u>319</u>	<u>18,552</u>	<u>1,623</u>	<u>TOTAL</u>
									<u>COMMERCIAL DESIGN</u>
656	1,794	3,046	4,069	13,573	2,424	159	7,345	592	<u>General Purpose - Total</u>
210	1,258	733	958	3,123	486	45	1,947	167	<u>Passenger Carrying</u>
12	12	7	1	15	-	-	1	-	<u>Motorcycles and Motorized Bikes</u>
331	456	2,058	2,827	9,157	1,573	108	4,584	411	<u>Trucks</u>
99	58	243	283	1,277	365	6	809	14	<u>Truck Tractors</u>
4	10	5	-	1	-	-	4	-	<u>Other</u>
110	56	364	261	1,674	194	32	477	25	<u>Special Purpose - Total</u>
29	21	226	97	671	93	11	162	14	<u>Trucks</u>
-	-	1	1	1	-	-	12	-	<u>Trailers and Semi-Trailers</u>
42	17	95	131	590	99	12	245	9	<u>Sweepers</u>
38	18	42	32	412	1	9	58	2	<u>Snowplows</u>
1	-	-	-	-	1	-	-	-	<u>Other</u>
154	71	352	572	2,289	367	52	747	58	<u>Construction and Base</u>
17	8	42	86	216	39	3	131	4	<u>Maintenance Equipment - Total</u>
74	40	149	244	1,229	172	23	291	20	<u>Crane Shovels</u>
6	6	16	13	98	12	6	25	4	<u>Tractors</u>
24	9	65	115	339	65	11	173	13	<u>Loaders</u>
7	2	18	12	46	10	1	15	2	<u>Road Maintenance Equipment</u>
8	1	17	36	80	13	1	57	8	<u>Compressors</u>
-	-	2	1	-	-	-	-	-	<u>Mixing and Paving Equipment</u>
18	5	43	65	281	56	7	55	7	<u>Rock Crushing Equipment</u>
170	109	1,143	979	3,232	537	19	1,114	64	<u>Other</u>
79	63	496	425	1,391	271	3	449	10	<u>Materials Handling Equipment-Total</u>
-	-	-	-	-	-	-	-	-	<u>Tractor, Warehouse</u>
80	38	611	538	1,502	246	16	644	54	<u>Truck, Fixed Platform</u>
-	-	-	-	134	-	-	2	-	<u>Truck, Forklift</u>
6	6	20	13	184	17	-	16	-	<u>Truck, Straddle Carry</u>
5	2	16	3	21	3	-	3	-	<u>Crane, Warehouse</u>
-	-	-	-	-	-	-	-	-	<u>Other</u>
									<u>MILITARY DESIGN</u>
304	107	2,058	3,682	5,033	1,647	26	4,548	497	<u>General Purpose - Total</u>
19	7	44	118	226	58	1	257	12	<u>Passenger Carrying</u>
4	8	528	1,777	688	534	4	1,910	113	<u>Trucks</u>
2	-	110	383	662	118	-	621	195	<u>Truck Tractors</u>
40	32	186	361	665	153	10	419	21	<u>Semi-Trailers</u>
234	56	1,163	1,000	2,779	765	11	1,302	117	<u>Trailers</u>
5	4	27	43	13	19	-	39	39	<u>Other</u>
598	156	2,483	2,240	5,733	1,596	27	4,221	382	<u>Special Purpose - Total</u>
114	39	273	537	1,249	343	9	1,163	58	<u>Trucks</u>
13	2	22	27	107	23	1	80	3	<u>Truck Tractors</u>
98	74	327	574	1,584	373	1	1,656	239	<u>Semi-Trailers</u>
307	25	1,675	967	2,185	767	16	1,082	82	<u>Trailers</u>
66	16	185	132	592	85	-	224	-	<u>Aircraft Towing Tractors</u>
-	-	1	3	16	5	-	16	-	<u>Other</u>
									<u>Construction and Base</u>
10	4	26	65	191	30	4	69	4	<u>Maintenance Equipment - Other - Total</u>
4	-	32	5	43	56	-	31	1	<u>Incompletely Processed Stock</u>
									<u>Number Vehicles - Total</u>

MATERIEL

WAR READINESS MATERIEL

The data on selected items of War Readiness Materiel (WRM) included in this section are based on information submitted in accordance with AF Regulation 67-43, dated, 12 June 1958, and changes thereto.

The tables provide summary data depicting pre-stockage of equipment, supplies, and war consumables under two AF-GEN sub-projects: PROJECT SEAWEED and PROJECT NIGHT LIFE. Also included in this section are data on ammunition and FLYAWAY KITS.

AEE - Absolute Essential Equipment. A list of station set items which, because they are considered the absolute minimum required to mount the first strike, must be available at the forward base.

FLYAWAY KIT - An air-transportable package of specified aircraft spare parts and technical supplies required to maintain a particular type and quantity of aircraft for a specified period at wartime operating rates.

NAEE - Not Absolute Essential Equipment. All other items except AEE authorized in the Station Set.

PROJECT AF-GEN-1-50-OPR (Project AF-GEN) - The designation assigned to the AF program for distribution of War Readiness Materiel. This program is accomplished through sub-projects SEAWEED and NIGHT LIFE AND FLYAWAY KITS.

PROJECT NIGHT LIFE - The project which directs the pre-stocking and pre-positioning of certain WRM assets as follows:

- a. At Continental U. S. bases to support immediate and continued operations after D-Day.
- b. At Continental U. S. depots to be retained as a bulk reserve not required to be pre-packaged.

PROJECT SEAWEED - The project which directs the pre-stocking and pre-positioning of certain WRM supplies and equipment at overseas depots and bases to meet war plan requirements.

STATION SET - Constitutes minimum requirements of mission-type equipment for wartime operations under austere conditions.

WAR CONSUMABLES - Essential support items used in direct support of aircraft and personnel during wartime operation.

WAR READINESS MATERIEL (WRM) - Quantities of materiel necessary to assure immediate availability of resources to support the initial phase of approved Air Force war plans in the event of an emergency.

TABLE 61 - PRE-STOCKAGE OF SELECTED ITEMS OF WAR READINESS MATERIEL IN CONTINENTAL U S -
PROJECT NIGHT LIFE AND FLYAWAY KITS - 15 JAN 1961 AND 15 JUL 1961

NIGHT LIFE ITEMS	UNIT OF MEASURE	QUANTITY ON HAND		PER CENT OF REQUIREMENT ON HAND 15 JULY 1961
		15 January 1961	15 July 1961	
<u>EQUIPMENT AND SUBSISTENCE</u>				
In Flight Packets	Each Unit	86,511	69,937	58
Station Sets - Total	Pieces	<u>7,245</u>	<u>5,954</u>	<u>93</u>
Absolute Essential Equipment	Pieces	243	141	99
Not Absolute Essential Equipment	Pieces	7,002	5,813	92
<u>WAR CONSUMABLES</u>				
Auxiliary Fuel Tanks	Each	11,020	8,717	99
De-Icing Fluid, Airfoil	Gallons	367,860	335,889	93
De-Icing Fluid, Fuel Filter	Gallons	10,040	398	20
Drop Kits	Each	160	199	69
Dropsondes	Each	882	832	51
Gaseous Oxygen	Cubic Feet	667,811	765,468	87
Methyl Alcohol	Gallons	858,547	741,495	99
Photographic Chemicals				
Acetic Glaucal Acid	Gallons	43	50	100
Ammonium Chloride	Pounds	707	781	99
Powder Developer	5-Gal Pkg	540	533	98
Powder Hardener	5-Gal Pkg	1,004	1,500	97
Sodium Thiosulfatel	Pounds	18,180	21,768	98
Window Material	Cartons	66,122	69,259	134
<u>AMMUNITION RELATED ITEMS (Selected)</u>				
Assisted Take Off (ATO) Racks	Each	3,876	3,484	144
<u>FLYAWAY KITS BY USING COMMAND</u>				
<u>FLYAWAY KITS - TOTAL</u>		<u>174</u>	<u>173</u>	<u>96</u>
<u>Strategic Air Command - Total a/</u>		<u>125</u>	<u>125</u>	<u>98</u>
Bombers		68	68	97
Tankers		57	57	98
<u>Other Commands - Total b/</u>		<u>49</u>	<u>48</u>	<u>92</u>
Bombers		2	2	100
Tankers		2	2	100
Fighters		30	28	93
Cargo		15	16	94

a/ Combat, Launch, and Recovery Kits

b/ Air Defense Command and Tactical Air Command

Source: Statistics and Reports Division, Directorate of Data Systems and Statistics, Comptroller of the Air Force

TABLE 62 -- PRE-STOCKAGE OF SELECTED ITEMS OF WAR READINESS MATERIEL OVERSEAS -
PROJECT SEAWEED - 15 JAN 1961 AND 15 JUL 1961

ITEM	UNIT OF MEASURE	QUANTITY ON HAND		PER CENT OF REQUIREMENTS ON HAND 15 JULY 1961
		15 January 1961	15 July 1961	
<u>EQUIPMENT AND SUBSISTENCE</u>				
In Flight Packets	Each Unit	265,655	159,864	111
<u>Station Sets - Total</u>	Pieces	<u>112,131</u>	<u>108,446</u>	<u>88</u>
Absolute Essential Equipment	Pieces	20,107	19,402	91
Not Absolute Essential Equipment	Pieces	92,024	89,044	87
<u>WAR CONSUMABLES</u>				
Auxiliary Fuel Tanks	Each	35,006	38,920	98
Chaff Dispensers	Each	46	8	400
De-Icing Fluid, Airfoil	Gallons	404,415	373,311	101
De-Icing Fluid, Fuel Filter	Gallons	3,028	-	-
Drop Kits	Each	271	361	54
Dropsondes	Each	2,077	3,534	102
Gaseous Oxygen	Cubic Feet	969,773	1,198,510	76
Hi-Density Kits	Each	135	90	66
Landing Mats	Sq Feet	869,495	653,816	86
Methyl Alcohol	Gallons	1,711,713	1,355,303	136
Pylon Assemblies	Each	10,888	11,357	57
Window Material	Carton	125,928	58,166	178
<u>AMMUNITION RELATED ITEMS (Selected)</u>				
AFO Racks	Each	1,963	1,868	164
Airborne Weapons (Guns)	Each	1,346	1,367	130
Airborne Weapons (Barrels)	Each	15,070	15,527	150

Source: Statistics and Reports Division, Directorate of Data Systems and Statistics, Comptroller of the Air Force

TABLE 63 - USAF SELECTED ITEMS OF AMMUNITION BY LOCATION, WORLD-WIDE, SEMIANNUALLY -
FY 1961

ITEM	WORLD- WIDE TOTAL	CONTI- NENTAL US TOTAL	OVERSEA TOTAL	OVERSEAS					
				ALASKA	UNITED KINGDOM	EUROPE	PACIFIC	MEDI- TERRI- NEAN	NORTH- EAST
31 DECEMBER 1960									
BOMB									
DEML 750 lb	418,222	368,062	50,160	-	15,523	10,097	18,480	6,060	-
Fire M116A2	26,801	3,243	23,558	-	1,576	8,782	10,239	2,961	-
ROCKET									
2.75" FFAR HE	1,833,204	1,458,408	374,796	7,033	-	199,318	101,991	58,021	8,433
2.75" FFAR HEAT	2,559,041	1,685,411	873,630	-	62,262	498,302	179,254	133,812	-
JATO									
15KS/16NS 1000	173,359	121,708	51,651	1,895	15,692	6,075	13,468	13,133	1,388
CARTRIDGE, 20 MM (Thous)									
M-24Al Gun (HEI)	8,307	4,832	3,475	112	1,849	720	289	483	22
M-39 Gun	8,664	856	7,808	-	1,163	4,962	1,248	435	-
FALCON									
GAR-1/1D	10,886	4,252	6,634	477	-	1,775	2,768	836	778
GAR-2/2A	10,252	5,831	4,421	982	-	1,096	1,381	420	542
GAR-3	1,285	1,285	-	-	-	-	-	-	-
GAR-4	215	215	-	-	-	-	-	-	-
SIDEWINDER									
GAR-8	7,695	3,122	4,573	-	-	258	3,030	1,285	-
30 JUNE 1961									
BOMB									
DEML 750 lb	411,916	358,946	52,970	-	22,869	3,288	20,103	6,710	-
Fire M116A2	18,777	5,268	13,509	-	3,553	3,779	3,447	2,730	-
ROCKET									
2.75" FFAR HE	1,220,863	895,507	325,356	5,757	-	225,928	36,159	54,878	2,634
2.75" FFAR HEAT	2,501,487	1,661,217	840,270	-	61,809	498,185	146,104	134,172	-
JATO									
15 KS/16NS 1000	126,188	94,067	32,121	1,273	13,196	-	6,195	10,080	1,377
CARTRIDGE, 20 MM (Thous)									
M-24Al Gun (HEI)	7,157	3,145	4,012	100	3,040	50	390	410	22
M-39 Gun	13,497	1,182	12,315	-	1,305	2,385	5,866	2,759	-
FALCON									
GAR-1/1D	11,037	4,030	7,007	723	-	1,733	2,937	836	778
GAR-2/2A	10,691	6,603	4,088	597	-	1,096	1,565	420	410
GAR-3	1,965	1,965	-	-	-	-	-	-	-
GAR-4	630	630	-	-	-	-	-	-	-
SIDEWINDER									
GAR-8	7,492	2,980	4,512	-	-	255	2,973	1,284	-

The following definitions apply to abbreviations used above:

DEML - Demolition
FFAR - Folding Fin Aircraft Rocket
HE - High Explosive
HEAT - High Explosive Antitank

JATO - Jet Assist Take-Off
HEI - High Explosive Incendiary
GAR - Guided Aircraft Rocket

Source: Statistics and Reports Division, Directorate of Data Systems and Statistics, Comptroller of the Air Force
Atomic Energy and Armament Division, Directorate of Supply and Services, Deputy Chief of Staff, Materiel

MATERIEL (CONTINUED)**UNIT AUTHORIZATION LIST****INTRODUCTION**

The tables included in this section provide summary monetary data on the Unit Authorization List portion of the Organizational Equipment Allowance and Authorization System. This data has been summarized from the Monetary Report of Unit Authorization List (UAL) Equipment, RCS: 4-AF-S32 submitted by each major air command. The AF Regulations governing the system are 67-83, dated 26 June 1957, 67-92, dated 10 April 1957, and 67-96, dated 7 November 1957. Detailed instructions are contained in Volume XXI of the Air Force Supply Manual 67-1, dated 14 September 1960, and Volume III, Part 19 of the Air Force Manual, Data Processing and Reporting, 171-14, dated 1 September 1960.

DEFINITIONS

AUTHORIZATION - A validated requirement established in accordance with current directives for a specific item in a stated quantity for entry in the appropriate column (Unit Mission Equipment - Unit Support Equipment) of the UAL.

IN-USE EQUIPMENT - Equipment in the possession of the unit or the organization and accounted for on the unit property records. This includes items actually in the hands of the unit regardless of condition.

ORGANIZATIONAL EQUIPMENT - Organizational equipment is nonexpendable and mission type expendable equipment, regardless of the source of purchase, which is authorized to the organization by an approved UAL, and such other equipment which is excluded from the UAL provisions but which is authorized by the Master Equipment Allowance List (MEAL), applicable Table of Allowance (T/A), Equipment Component List (ECL), or Special List of Equipment (SLOE). Organizational UAL equipment is classified into two areas - Unit Mission Equipment and Unit Support Equipment.

UNIT AUTHORIZATION LIST (UAL) - A list of equipment authorized to be retained or requisitioned in support of a unit mission or a base wartime mission.

UNIT MISSION EQUIPMENT (UME) - Those items of organizational equipment shown in the authorization column of the UAL which apply only to Air Force controlled units. This includes items of organizational equipment and clothing prescribed by the MEAL (including ECLs prescribed by the MEAL), T/A O10 and O16, and SLOEs, as specified by the appropriate Department of the Air Force, Directorate of Manpower and Organization (DAF, AFOMO) letter. UME for strategic missile units are those organizational equipment items required for direct support of the weapon system.

UNIT SUPPORT EQUIPMENT (USE) - Those items of organizational equipment which are required to perform the assigned mission of major command controlled (MAJCON) units, and augment UME for Air Force controlled units at a specific location. This equipment is prescribed by T/As (including ECLs listed in T/As), and SLOEs approved by Headquarters AFLC for MAJCON units. Equipment prescribed as Base Support Equipment (BSE) in the MEAL may be included in the USE column of the UAL only when specified by the DAF, AFOMO letter. Unit support equipment for strategic missile units are those organizational equipment items required for indirect support of the weapons system.

TABLE 64 - MONETARY VALUE OF UNIT AUTHORIZATION LIST (UAL) EQUIPMENT BY COMMAND, WORLD-WIDE-
30 SEPTEMBER 1960

COMMAND	UNIT MISSION AND UNIT SUPPORT EQUIPMENT				
	Authorized		In-Use		Per Cent Of Value In Use To Value Authorized
	Dollar Value (Thousands)	Per Cent Of Total	Dollar Value (Thousands)	Per Cent Of Total	
<u>TOTAL</u>	<u>\$ 3,740,204</u>	<u>100.0</u>	<u>\$ 3,162,322</u>	<u>100.0</u>	<u>84.5</u>
Aeronautical Chart and Information Center ^{b/}	4,231	.1	3,917	.1	92.6
Air Defense Command.	447,400	12.0	358,665	11.3	80.2
Air Force Accounting and Finance Center. . .	1,696	^{b/}	1,717	.1	101.2
Air Force Logistics Command ^{c/}	402,893	10.8	360,397	11.4	89.5
Air Force Systems Command ^{d/}	107,748	2.9	99,550	3.1	92.4
Air Training Command	613,737	16.4	538,304	17.0	87.7
Air University	15,887	.4	15,358	.5	96.7
Alaskan Air Command (Includes Alaska)	57,149	1.5	52,922	1.7	92.6
Caribbean Air Command.	8,442	.2	8,467	.3	100.3
Continental Air Command.	57,019	1.5	46,098	1.5	80.8
Headquarters Command, USAF	28,460	.8	25,088	.8	88.2
Headquarters USAF.	-	-	-	-	-
Military Air Transport Service	182,578	4.9	153,610	4.9	84.1
Office of Aerospace Research ^{e/}	-	-	-	-	-
Pacific Air Forces (Includes Hawaii)	207,052	5.6	165,582	5.2	80.0
Strategic Air Command.	1,029,595	27.5	832,638	26.3	80.9
Tactical Air Command	181,514	4.9	149,442	4.7	82.3
USAF Academy	18,770	.5	17,410	.6	92.8
U S Air Forces in Europe	315,273	8.4	282,143	8.9	89.5
USAF Security Service.	60,760	1.6	51,014	1.6	84.0

^{a/} Designated as a separate operating agency, 1 July 1960.

^{b/} Less than 0.1 per cent.

^{c/} Redesignated, 1 April 1961; originally Air Materiel Command.

^{d/} Redesignated, 1 April 1961; originally Air Research and Development Command.

^{e/} Designated as a separate operating agency, 1 April 1961; originally a part of Air Research and Development Command.

Source: Statistics and Reports Division, Directorate of Data Systems and Statistics, Comptroller of the Air Force

TABLE 65 - MONETARY VALUE OF UNIT MISSION EQUIPMENT (UME) BY COMMAND, WORLD-WIDE -
30 SEPTEMBER 1960

COMMAND	UNIT MISSION EQUIPMENT				
	Authorized		In-Use		Per Cent Of Value In-Use To Value Authorized
	Dollar Value (Thousands)	Per Cent Of Total	Dollar Value (Thousands)	Per Cent Of Total	
<u>TOTAL</u>	\$ 742,725	100.0	\$ 528,918	100.0	71.2
Aeronautical Chart and Information Center ^{a/}	-	-	-	-	-
Air Defense Command	141,442	19.1	80,669	15.2	57.0
Air Force Accounting and Finance Center . . .	-	-	-	-	-
Air Force Logistics Command ^{b/}	1,840	.2	1,614	.3	87.7
Air Force Systems Command ^{c/}	34	d/	24	d/	70.6
Air Training Command	223	d/	141	d/	63.2
Air University	23	d/	21	d/	91.3
Alaskan Air Command.(Includes Alaska)	62	d/	72	d/	116.1
Caribbean Air Command	36	d/	24	d/	66.7
Continental Air Command	26,790	3.6	17,141	3.3	64.0
Headquarters Command, USAF	222	d/	153	d/	68.9
Headquarters USAF	-	-	-	-	-
Military Air Transport Service	33,816	4.6	25,939	4.9	76.7
Office of Aerospace Research ^{e/}	-	-	-	-	-
Pacific Air Forces (Includes Hawaii)	44,345	6.0	36,264	6.9	81.8
Strategic Air Command	315,510	42.5	221,529	41.9	70.2
Tactical Air Command	56,538	7.6	43,684	8.3	77.3
USAF Academy	49	d/	44	d/	89.8
U S Air Forces in Europe	121,795	16.4	101,599	19.2	83.4
USAF Security Service	-	-	-	-	-

^{a/} Designated as a separate operating agency, 1 July 1960.

^{b/} Redesignated, 1 April 1961; originally Air Materiel Command.

^{c/} Redesignated, 1 April 1961; originally Air Research and Development Command.

^{d/} Less than 0.1 per cent.

^{e/} Designated as a separate operating agency, 1 April 1961; originally a part of Air Research and Development Command.

Source: Statistics and Reports Division, Directorate of Data Systems and Statistics, Comptroller of the Air Force

TABLE 66 - MONETARY VALUE OF UNIT SUPPORT EQUIPMENT (USE) BY COMMAND, WORLD-WIDE -
30 SEPTEMBER 1960

COMMAND	UNIT SUPPORT EQUIPMENT				
	Authorized		In-Use		Per Cent Of Value In-Use To Value Authorized
	Dollar Value (Thousands)	Per Cent Of Total	Dollar Value (Thousands)	Per Cent Of Total	
<u>TOTAL</u>	<u>\$ 2,997,479</u>	<u>100.0</u>	<u>\$ 2,633,404</u>	<u>100.0</u>	<u>88.9</u>
Aeronautical Chart and Information Center ^{a/}	4,231	.1	3,917	.2	92.6
Air Defense Command.	305,958	10.2	277,996	10.6	90.9
Air Force Accounting and Finance Center. . .	1,696	.1	1,717	.1	101.2
Air Force Logistics Command ^{b/}	401,053	13.4	358,783	13.6	89.5
Air Force Systems Command ^{c/}	107,714	3.6	99,526	3.8	92.4
Air Training Command	613,514	20.5	538,163	20.4	87.7
Air University	15,864	.5	15,337	.6	96.7
Alaskan Air Command (Includes Alaska)	57,087	1.9	52,850	2.0	92.6
Caribbean Air Command.	8,406	.3	8,443	.3	100.4
Continental Air Command.	30,229	1.0	28,957	1.1	95.8
Headquarters Command, USAF	28,238	.9	24,935	.9	88.3
Headquarters USAF.	-	-	-	-	-
Military Air Transport Service	148,762	5.0	127,671	4.8	85.8
Office of Aerospace Research ^{d/}	-	-	-	-	-
Pacific Air Forces (Includes Hawaii).	162,707	5.4	129,318	4.9	79.5
Strategic Air Command.	714,085	23.8	611,109	23.2	85.6
Tactical Air Command	124,976	4.2	105,758	4.0	84.6
USAF Academy	18,721	.6	17,366	.7	92.8
U S Air Forces in Europe	193,478	6.5	180,544	6.9	93.3
USAF Security Service.	60,760	2.0	51,014	1.9	84.0

^{a/} Designated as a separate operating agency, 1 July 1960.

^{b/} Redesignated, 1 April 1961; originally Air Materiel Command.

^{c/} Redesignated, 1 April 1961; originally Air Research and Development Command.

^{d/} Designated as a separate operating agency, 1 April 1961; originally a part of Air Research and Development Command.

Source: Statistics and Reports Division, Directorate of Data Systems and Statistics, Comptroller of the Air Force

MATERIEL (CONTINUED)**MACHINE TOOLS****INTRODUCTION**

The tables in this section provide summary data on the status of the inventory and acquisition cost of USAF Machine Tools as required by AFR 78-16, dated, 17 April 1959.

Machine tools are referred to as that production equipment listed in the Federal Catalog under commodity codes 3411-3419 and 3441-3449 with an acquisition cost of more than \$500.

DEFINITIONS

INDUSTRIAL SEGMENT (ACTIVE) - Air Force owned tools in the hands of contractors, in-use for production or for research and development.

INDUSTRIAL SEGMENT (INACTIVE) - Air Force owned tools held against future contractor requirements that are not in use. Includes tools held in general reserve in storage sites, stored in contractors' plants, and tools that have been declared excess to requirements that are in storage awaiting disposal.

MILITARY (ACTIVE) - Tools in the hands of base installation engineers, base maintenance activities including aircraft and equipment, and depot maintenance for use in maintenance, rebuild, and repair work.

MILITARY (INACTIVE) - Tools that are not in use. Includes tools held in general reserve in Air Materiel Command (Redesignated as Air Force Logistics Command, 1 April 1961) storage sites and tools excess to Air Force requirements that are in storage awaiting disposal.

MISCELLANEOUS MACHINE TOOLS - Includes polishing and buffing, shapers, honing, lapping, cutoff machines, etc.

TABLE 67 - USAF INDUSTRIAL MACHINE TOOLS - 30 JUN 1961

MACHINE TOOL BY TYPE	QUANTITY				ACQUISITION COST (In Thousands of Dollars)			
	Total	Active	Inactive		Total	Active	Inactive	
			Reserve	Excess			Reserve	Excess
<u>TOTAL</u>	<u>50,905</u>	<u>40,844</u>	<u>7,104</u>	<u>2,957</u>	<u>\$ 828,230</u>	<u>\$ 673,083</u>	<u>\$ 121,617</u>	<u>\$ 33,530</u>
Boring Machines	3,328	2,671	473	184	121,176	102,861	14,712	3,603
Broaching Machines	602	381	161	60	15,205	9,528	4,403	1,274
Drilling Machines	5,728	4,607	747	374	34,611	27,403	4,945	2,263
Gear Cutting and Finishing Machines	1,259	878	273	108	21,419	13,446	6,028	1,945
Grinding Machines	9,036	6,973	1,472	591	103,272	73,350	23,010	6,912
Lathes	8,598	7,010	1,054	534	116,895	90,494	20,207	6,194
Milling Machines	8,190	6,881	868	441	200,428	173,314	21,118	5,996
Planers	143	103	32	8	7,324	4,956	1,999	369
Miscellaneous Machine Tools	6,656	5,451	867	338	35,497	25,634	7,768	2,095
Bending and Forming Machines	1,987	1,758	198	31	14,660	11,290	3,289	81
Hydraulic and Pneumatic Presses, Power Driven	1,136	904	159	73	110,864	106,849	2,837	1,178
Mechanical Presses, Power Driven	1,244	896	268	80	22,338	15,201	6,307	830
Manual Presses	276	247	25	4	291	260	29	2
Punching and Sheering Machines	927	853	53	21	4,825	4,504	252	69
Forging Machinery and Hammers	459	335	105	19	11,938	8,811	2,751	376
Wire and Metal Ribbon Forming Machines	68	51	11	6	289	243	37	9
Riveting Machines	1,030	732	227	71	5,111	3,311	1,540	260
Miscellaneous Secondary Metal Forming and Cutting Machines	238	113	111	14	2,087	1,628	385	74

Source: Statistics and Reports Division, Directorate of Data Systems and Statistics, Comptroller of the Air Force

TABLE 68 - USAF MILITARY MACHINE TOOLS - 30 JUN 1961

MACHINE TOOL BY TYPE	QUANTITY				ACQUISITION COST (In Thousands of Dollars)			
	Total	Active	Inactive		Total	Active	Inactive	
			Reserve	Excess			Reserve	Excess
<u>TOTAL</u>	<u>22,238</u>	<u>20,827</u>	<u>1,374</u>	<u>37</u>	<u>\$ 89,703</u>	<u>\$ 84,751</u>	<u>\$ 4,697</u>	<u>\$ 255</u>
Boring Machines	143	137	6	-	4,257	4,084	173	-
Broaching Machines	5	5	-	-	42	42	-	-
Drilling Machines	2,645	2,506	138	1	9,060	8,684	368	8
Gear Cutting and Finishing Machines	14	14	-	-	160	160	-	-
Grinding Machines	1,999	1,791	208	-	10,899	9,861	1,038	-
Lathes	3,581	3,420	161	-	22,594	21,663	931	-
Milling Machines	1,866	1,795	52	19	14,894	14,253	451	190
Planers	20	20	-	-	674	674	-	-
Miscellaneous Machine Tools	5,251	4,886	358	7	11,740	10,992	732	16
Bending and Forming Machines	3,376	3,145	225	6	6,769	6,211	551	7
Hydraulic and Pneumatic Presses, Power Driven	159	151	8	-	1,364	1,330	34	-
Mechanical Presses, Power Driven	80	78	2	-	226	216	10	-
Manual Presses	718	682	36	-	582	552	30	-
Punching and Sheering Machines	1,947	1,814	129	4	5,471	5,145	292	34
Forging Machinery and Hammers	106	89	17	-	568	538	30	-
Wire and Metal Ribbon Forming Machines	7	7	-	-	9	9	-	-
Riveting Machines	30	27	3	-	32	29	3	-
Miscellaneous Secondary Metal Forming and Cutting Machines	291	260	31	-	362	308	54	-

Source: Statistics and Reports Division, Directorate of Data Systems and Statistics, Comptroller of the Air Force

MATERIEL (CONTINUED)**STATUS OF THE USAF STRATEGIC MATERIALS
STOCKPILING PROGRAM**

The tables included in this section provide data on the "USAF Strategic Materials Stockpiling Program" for Fiscal Year 1961. The information on this subject covers the availability of storage space, its utilization by depot, and the tonnage occupying such space.

TABLE 69 - STATUS OF THE STRATEGIC MATERIALS STOCKPILING PROGRAM WITHIN THE DEPARTMENT OF THE AIR FORCE BY MATERIAL - AS OF 30 JUN 1961

MATERIAL	DEPOT	IN SQUARE FEET						TOTAL TONS ON HAND
		Storage Space Allocated By Dept of Air Force		Storage Space Occupied By Strategic Materials		Balance of Space Available		
		Warehouse	Open	Warehouse	Open	Ware- house	Open	
TOTAL		<u>982,183</u>	<u>2,091,102</u>	<u>892,546</u>	<u>1,995,604</u>	<u>89,637</u>	<u>95,498</u>	<u>968,342</u>
Aluminum	Marietta	-	79,358	-	79,358	-	-	16,392
	Mira Loma	-	111,768	-	111,768	-	-	19,914
Antimony Metal	Rome	3,950	8,650	3,950	8,650	-	-	3,120
	SAAMA	-	11,128	-	7,216	-	3,912	1,600
Bauxite	Mira Loma	-	25,000	-	-	-	25,000	-
Beryllium Ore	Marietta	-	44,000	-	44,000	-	-	9,881
	Rome	450	-	450	-	-	-	15
Brass	Rome	1,200	8,500	1,200	8,492	-	8	1,719
Celestite	Marietta	-	68,753	-	68,753	-	-	13,646
Chrome Metallurgical Ore .	Marietta	-	442,960	-	442,960	-	-	215,815
Chrome Refractory Ore . . .	Marietta	-	103,490	-	103,490	-	-	74,747
Cobalt	Mira Loma	2,993	-	2,993	-	-	-	585
	Rome	-	-	-	-	-	-	0.27
Copper	Rome	-	229,900	-	229,890	-	10	109,954
	Mira Loma	-	6,568	-	-	-	6,568	-
Copper-Cakes, Slabs, Billets, Ingots, Ingot Bars	Terre Haute	684	-	684	-	-	-	326
Feathers and Down	Mira Loma	21,200	-	21,200	-	-	-	250
Fluorspar Metallurgical Ore	Marietta	-	112,594	-	112,594	-	-	26,493
	Terre Haute	-	54,380	-	54,380	-	-	16,815
Graphite	Rome	16,375	-	16,375	-	-	-	2,440
Iodine	Mira Loma	3,000	-	1,500	-	1,500	-	138
Lead	Marietta	-	45,079	-	45,079	-	-	25,650
	Mira Loma	-	8,269	-	8,269	-	-	3,340
	Rome	-	48,306	-	48,306	-	-	10,090
Manganese Battery Grade Ore	Marietta	-	149,000	-	149,000	-	-	53,637
Manganese Ore Battery Grade, Synthetic	Topeka	23,550	-	23,550	-	-	-	5,163
Manganese Metallurgical Ore	Marietta	-	290,133	-	290,133	-	-	183,553
Manganese Ore Type B, Chemical	Marietta	-	3,860	-	3,860	-	-	106
Manganese Ferro	Mira Loma	-	60,000	-	-	-	60,000	-

TABLE 69 - STATUS OF THE STRATEGIC MATERIALS STOCKPILING PROGRAM WITHIN THE DEPARTMENT OF THE AIR FORCE BY MATERIAL - AS OF 30 JUN 1961 (CONTINUED)

MATERIAL	DEPOT	IN SQUARE FEET						TOTAL TONS ON HAND
		Storage Space Allocated By Dept of Air Force		Storage Space Occupied By Strategic Materials		Balance of Space Available		
		Warehouse	Open	Warehouse	Open	Ware-House	Open	
Magnesium	SAAMA	-	29,100	-	29,100	-	-	2,396
Mercury	Terre Haute Rome	3,340	-	3,340	-	-	-	537
		2,040	-	2,040	-	-	-	413
Mercury Flasks	Terre Haute	140	-	140	-	-	-	a/3,935
Mica	Rome	48,040	-	47,950	-	90	-	5,325
	Terre Haute	23,040	-	23,040	-	-	-	2,781
Nickel	Mira Loma	100	-	79	-	21	-	14
Nickel Oxide	Rome	13,200	-	13,200	-	-	-	2,273
Quartz	Topeka	200	-	200	-	-	-	15
Quebracho	Mira Loma	1,000	-	1,000	-	-	-	163
Rubber	Mira Loma	68,500	-	68,283	-	217	-	6,072
	Topeka	658,000	-	576,885	-	81,115	-	64,098
Talcum (Tank)	Marietta	2,000	-	2,000	-	-	-	1,511
Titanium Sponge	Mira Loma	1,600	-	-	-	1,600	-	-
Tungsten	Rome	67,777	-	62,983	-	4,794	-	22,085
	Terre Haute	19,304	-	19,304	-	-	-	6,127
	Mira Loma	500	-	200	-	300	-	60
Zinc	Marietta	-	104,094	-	104,094	-	-	42,725
	Mira Loma	-	46,212	-	46,212	-	-	16,358

a/ Flasks. Not included in tonnage total.

Source: Statistics and Reports Division, Directorate of Data Systems and Statistics, Comptroller of the Air Force.

TABLE 70 - STATUS OF THE STRATEGIC MATERIALS STOCKPILING PROGRAM WITHIN THE DEPARTMENT OF THE AIR FORCE BY DEPOT - AS OF 30 JUN 1961

DEPOT	IN SQUARE FEET						TOTAL TONS ON HAND
	Storage Space Allocated By Dept of Air Force		Storage Space Occupied By Strategic Materials		Balance of Space Available		
	Warehouse	Open	Warehouse	Open	Warehouse	Open	
<u>TOTAL</u>	<u>982,183</u>	<u>2,091,102</u>	<u>892,546</u>	<u>1,995,604</u>	<u>89,637</u>	<u>95,498</u>	<u>968,342</u>
Marietta	2,000	1,443,321	2,000	1,443,321	-	-	664,156
Mira Loma	98,893	257,817	95,255	166,249	3,638	91,568	46,894
Rome	153,032	295,356	148,148	295,338	4,884	18	157,434
San Antonio Air Materiel Area	-	40,228	-	36,316	-	3,912	3,996
Terre Haute	46,508	54,380	46,508	54,380	-	-	26,586
Topeka	681,750	-	600,635	-	81,115	-	69,276

Source: Statistics and Reports Division, Directorate of Data Systems and Statistics, Comptroller of the Air Force.

MATERIEL (CONTINUED)**DEPOT LEVEL AIRCRAFT AND AIRCRAFT ENGINE MAINTENANCE**

The aircraft data reflected herein concern one of the major USAF aircraft maintenance and modification programs designed to maintain aircraft capability, and through modification, increase the capability and/or allow an aircraft to perform a mission other than that for which it was originally procured.

The specific program reflected, the Time Phase Schedule, shows depot level maintenance and modification of aircraft under a calendar time or flying hour schedule performed or managed by Air Materiel Command (Redesignated as Air Force Logistics Command, 1 April 1961) depots or by contractor facility.

The aircraft engine data show the actual number of aircraft engines that underwent depot level major overhaul during Fiscal Year 1961.

The data are compiled from the AMC-K-7 report, "Aircraft/Engine Maintenance Status," dated, 30 June 1961.

TABLE 71 - DEPOT LEVEL MAINTENANCE AND MODIFICATION OF USAF AIRCRAFT UNDER TIME-PHASE SCHEDULE, BY DEPOT AND CONTRACTOR - FY 1961

TYPE AND MODEL AIRCRAFT	TOTAL	DEPOT	CONTRACTOR
<u>TOTAL</u>	<u>7,788</u>	<u>1,842</u>	<u>5,946</u>
B/RB-47	431	-	431
B/KB/RB/WB-50	81	-	81
B-52	156	104	52
B/RB-57	216	66	150
B/RB/WB-66	125	125	-
F/RF-84	453	-	453
F-86	408	-	408
F-89	323	14	309
F-100	1,213	611	602
F/RF-101	185	185	-
F/TF-102	812	431	381
F-104	69	69	-
F-105	24	24	-
F-106	83	83	-
C-46	5	-	5
C-47	75	-	75
C-54	58	-	58
C-97	1	-	1
C-118	94	-	94
C-119	139	-	139
C-121	128	45	83
C-123	123	-	123
C-124	132	3	129
C-130	41	41	-
C-131	23	-	23
C-133	40	19	21
KC-97	138	-	138
KC-135	22	22	-
T-29	112	-	112
T-33	1,956	-	1,956
H-19	15	-	15
H-21	50	-	50
SA-16	57	-	57

Source: Statistics and Reports Division, Director of Data Systems and Statistics, Comptroller of the Air Force.

TABLE 72 - MAJOR OVERALL OF USAF AIRCRAFT ENGINES BY DEPOT AND CONTRACTOR, CONTINENTAL US - FY 1961

TYPE AND MODEL AIRCRAFT	TOTAL	DEPOT	CONTRACTOR
<u>TOTAL</u>	<u>18,592</u>	<u>6,874</u>	<u>11,718</u>
<u>CONTINENTAL US - TOTAL</u>	<u>17,578</u>	<u>6,874</u>	<u>10,704</u>
J33	693	-	693
J35	126	-	126
J47	2,587	30	2,557
J57	2,447	2,447	-
J65	925	-	925
J69	23	-	23
J71	189	189	-
J73	94	-	94
J75	100	100	-
J79	270	268	2
J85	19	-	19
T34	173	155	18
T34 Conversion	231	-	231
T53	22	-	22
T56	617	617	-
R1300	85	-	85
R1340	17	-	17
R1820	132	-	132
R1830	1,215	-	1,215
R2000	799	-	799
R2800	1,350	-	1,350
R3350	1,315	-	1,315
R4360	4,149	3,068	1,081
<u>OVERSEA - TOTAL</u>	<u>1,014</u>	-	<u>1,014</u>
J33	130	-	130
J47	343	-	343
J57	6	-	6
J65	52	-	52
O470	6	-	6
R1300	50	-	50
R1830	250	-	250
R2000	177	-	177

Source: Statistics and reports Division, Director of Data Systems and Statistics, Comptroller of the Air Force.

SURPLUS AND EXCESS MATERIEL**INTRODUCTION**

The primary objective of the USAF Disposal Program is to remove inactive, obsolete, and non-required personal property from active Air Force inventories in a timely and efficient manner. This is accomplished through redistribution and/or marketing procedures as set forth in Volume XIII, AFM 67-1.

The dollar value at which materiel is carried on inventory records is for monetary accounting purposes. It may or may not be based upon the original acquisition cost and can be estimated if not available. This is not an appraised value.

Statistics included herein have been compiled from Excess and Surplus Property Reports, RCS: DD-S&L(Q)369. (Air Force source, Excess and Surplus Property Report, RCS: AF-S57, and Scrap and Waste Report, RCS: (AF-S13).

DEFINITIONS

DISPOSALS - Procedures for the redistribution of AF excess and the disposition of surplus property (including scrap) by transfer, donation, sale, destruction, and abandonment.

DONABLE PROPERTY - Surplus equipment, materials, books, or other surplus including surplus property in working capital funds, stock fund items, or similar management funds.

EXCESS PROPERTY - Any property under the control of any federal agency which is not required for its needs and the discharge of its responsibilities.

PERSONAL PROPERTY - Property of any kind (equipment, supplies, etc.) or any interest therein, acquired by the Air Force. Excludes real property and records of the Federal Government.

SCRAP - Personal property, other than waste, which has no reasonable prospect of sale, or which appears to have no market value other than its basic material content.

SURPLUS PROPERTY - Personal property which, through screening or other means, has been determined to be in excess to all federal agency requirements.

████████████████████

TABLE 73 - EXCESS AND SURPLUS PROPERTY ACTIVITY, DISPOSALS VS EXCESS, AND SURPLUS ON HAND
WORLD-WIDE - DURING FY 1961

(Dollars are in Millions; figures in parentheses are not included in totals)

ACTIVITY	WORLD-WIDE	UNITED STATES AND PUERTO RICO	OVERSEAS
	FY 1961		
<u>ON HAND (30 June 1959) - TOTAL</u>	<u>\$1,475.6</u>	<u>\$1,417.1</u>	<u>\$58.5</u>
<u>GENERATED - TOTAL</u>	<u>3,147.5</u>	<u>2,882.6</u>	<u>264.9</u>
<u>DISPOSAL - TOTAL</u>	<u>3,584.5</u>	<u>3,317.9</u>	<u>266.6</u>
Utilized by Air Force	463.7	445.6	18.1
Transferred To Department of Defense and Federal Agencies	95.9	81.5	14.4
Sales to Foreign Governments	18.5	18.4	0.1
<u>Sales to Foreign Governments Proceed - Total</u>	<u>(\$ 1.4)</u>	<u>(\$ 1.4)</u>	<u>a/</u>
Donations	87.2	86.4	0.8
Salvage and Usable Sold	404.7	295.8	108.9
<u>Salvage and Usable Sold Proceed - Total</u> . .	<u>(\$ 23.8)</u>	<u>(\$ 16.1)</u>	<u>(\$ 7.7)</u>
Expended to Scrap	2,504.6	2,383.6	121.0
Abandoned	5.4	3.8	1.6
Other Dispositions	4.5	2.8	1.7
<u>ON HAND (30 June 1960) - TOTAL</u>	<u>1,038.6</u>	<u>981.8</u>	<u>56.8</u>
	SCRAP DISPOSALS		
<u>SCRAP SOLD (Tons) - TOTAL</u>	<u>339,170</u>	<u>219,855</u>	<u>119,315</u>
<u>SCRAP SOLD PROCEED - TOTAL</u>	<u>(\$14.0)</u>	<u>(\$10.9)</u>	<u>(\$ 3.1)</u>
<u>SCRAP ON HAND (30 June 1960) - TOTAL</u>	<u>\$ 109,502</u>	<u>\$ 79,661</u>	<u>\$ 29,841</u>

SOURCE: Statistics and Reports Division, Directorate of Data Systems and Statistics, Comptroller of the Air Force

████████████████████

Transportation

TRANSPORTATION

PART V



TRANSPORTATION

INTRODUCTION

The data included in this section represent the actual movement of people and things world-wide.

Military Air Transport Service (MATS) data shown herein represent movement by the MATS Industrial Fund of traffic for all services and to a minor extent for other agencies. The MATS Industrial Fund began operation at the beginning of Fiscal Year 1960.

Ocean Transportation as shown herein represents all traffic arranged for by the Military Sea Transportation Service (MSTS) on the following types of ships:

CARGO - (1) MSTS Ships: MSTS operated passenger and cargo vessels and MSTS contractor operated vessels.

(2) Commercial ships on time or voyage charter, shipping contract, and berth term.

(3) Maritime administration ships.

(4) Navy ships.

PASSENGER - MSTS vessels, contract space on commercial vessels, and space on cargo vessels as required.

Tables reflecting movements out of AF Continental U. S. (CONUS) installations via commercial transportation refer to traffic where movement is accomplished by a bill of lading or a transportation request. Data as shown herein include movements by Air Force for other services and do not include movements for the Air Force by other services. Data are for the period in which traffic moved rather than for the period of payment for transportation service.

DEFINITIONS

LOGAIR - Commercial contract airlift in the CONUS controlled by the Air Materiel Command (Redesignated as Air Force Logistics Command, 1 April 1961) and designed to provide scheduled air transportation for the movement of high priority cargo.

LOGLAND - Surface transportation system developed by the Air Force to provide rapid, controlled movement of small-lot shipments in scheduled motor common carrier service. The system services military installations and contractors' facilities.

LOGSEA - System developed to provide expeditious ocean movement of specified categories of Air Force and Air Force sponsored materials from CONUS shipping activities to overseas destinations.

LONG TON - 2,240 pounds.

MEASUREMENT TON (M/T) - Unit of volume displacing 40 cubic feet of space.

SPACE AVAILABLE TRAVEL -Space which is surplus after all space required traffic has been accommodated and which would otherwise be unused.

SPACE REQUIRED TRAVEL - Transportation space against which a requirement was accepted and an assignment made.

**TABLE 74 - MILITARY AIR TRANSPORT SERVICE (MATS) SELECTED TRANSPORT OPERATIONS
OF THE SINGLE MANAGER OPERATING AGENCY BY USER - FY 1961**

(Movement by industrial fund aircraft and movement out of MATS aerial ports by non-industrial fund aircraft)

TYPE OF OPERATION	TOTAL	AIRLIFT SERVICE PROVIDED FOR			
		US ARMY	US NAVY	AIR FORCE	Other
<u>CHANNEL TRAFFIC TONS AIRLIFTED (In Thousands) - TOTAL</u>	269.4	73.6	40.4	154.4	1.0
Cargo	144.3	20.6	19.7	103.3	.7
Mail	15.4	12.7	2.6	.1	-
Passengers and Patients	109.7	40.3	18.1	51.0	.3
<u>CHANNEL PASSENGERS AIRLIFTED (In Thousands) - TOTAL</u>	987.0	362.8	162.5	458.7	3.0
Military	582.7	212.0	110.3	260.4	-
Civilian	404.3	150.8	52.2	198.3	3.0
<u>SPECIAL ASSIGNMENT AIRLIFT TON MILES OF CAPABILITY (Millions) - TOTAL</u>	437.5	75.2	51.7	207.6	103.0
<u>SPECIAL AIR MISSION (1254 ATW) PASSENGERS AIRLIFTED (In Thousands) - TOTAL</u>	12.8	-	-	11.7	1.1
<u>SPACE AVAILABLE PASSENGERS AIRLIFTED (In Thousands) - TOTAL</u>	142.3	42.3	32.3	57.4	.3
<u>CHANNEL TRAFFIC SPACE ASSIGNED (In Thousands) a/</u>					
Tons Cargo/Mail	166.2	33.1	21.8	111.3	-
Passengers (Number)	1031.0	378.9	172.2	479.9	-

a/ The space assigned indicated is the space assigned as of the end of the month.

Source: Statistics and Reports Division, Directorate of Data Systems and Statistics, Comptroller of the Air Force

**TABLE 75 - MILITARY AIR TRANSPORT SERVICE (MATS) SELECTED TRANSPORT OPERATIONS
OF THE SINGLE MANAGER OPERATING AGENCY BY ACTIVITY - FY 1961**

TYPE OF OPERATION	TOTAL	AIRLIFT SERVICES PERFORMED BY				
		Strategic Airlift Force	Special Air Missions (1254 ATW)	Domestic Aeromed Evac ConUS	Other Mili- tary Units	Commer- cial
<u>CHANNEL TRAFFIC TONS AIRLIFTED (Thousands) - TOTAL</u>	269.4	194.7	-	-	2.9	71.8
Cargo	144.3	118.1	-	-	2.3	23.9
Mail	15.4	12.5	-	-	.4	2.5
Passengers and Patients	109.7	64.1	-	-	.2	45.4
<u>CHANNEL PASSENGERS AIRLIFTED (Thousands) - TOTAL</u>	987.0	576.3	-	-	2.0	408.7
Military	582.7	350.8	-	-	1.7	230.2
Civilian	404.3	225.5	-	-	.3	178.5
<u>CHANNEL TRAFFIC SPACE ASSIGNED (Thousands)</u>						
Passengers (Number)	1031.0	a/	-	-	-	a/
Tons Cargo/Mail	166.2	a/	-	-	-	a/
<u>CHANNEL TRAFFIC TON MILES FLOWN (Millions) - TOTAL</u>	914.0	626.8	-	-	5.7	281.5
Cargo/Mail	524.2	418.0	-	-	5.4	100.8
Passengers and Patients	389.8	208.8	-	-	.3	180.7
<u>SPECIAL ASSIGNMENT AIRLIFT TON MILES OF CAPABILITY (Millions)</u>	437.5	437.3	-	-	-	.2
<u>SPECIAL AIR MISSION (1254 ATW) PASSENGERS AIRLIFTED (Thou- sands) - TOTAL</u>	12.8	-	12.8	-	-	-
<u>DOMESTIC AEROMEDICAL PATIENTS AIRLIFTED (Thousands) - TOTAL</u>	30.0	-	-	30.0	-	-
<u>SPACE AVAILABLE PASSENGERS AIRLIFTED (Thousands) - TOTAL</u>	142.3	103.5	-	-	1.2	37.6

a/ Breakout between air transport and commercial not available.

Source: Statistics and Reports Division, Directorate of Data Systems and Statistics, Comptroller of the Air Force

TABLE 76 - MILITARY AIR TRANSPORT AIRLIFT SERVICE, INDUSTRIAL FUND AIRCRAFT, AND FLYING HOUR DATA - FY 1961

TYPE AND MODEL BY FORCE	ASSIGNED AIRCRAFT AS OF 30 JUNE 1961	HOURS FLOWN DURING - FY 1961			
		TOTAL	FERRY, TEST, AND OTHER	TRAINING	TRANSPORT
<u>TOTAL</u>	<u>526</u>	<u>675,807</u>	<u>18,554</u>	<u>72,618</u>	<u>584,635</u>
<u>Common User - Total</u>	<u>366</u>	<u>545,041</u>	<u>11,940</u>	<u>56,532</u>	<u>476,569</u>
C-118	107	179,018	2,833	19,890	156,295
C-121 C	32	46,406	1,147	3,426	41,833
C-121 G	31	46,324	1,571	6,425	38,328
C-124 A	39	63,270	1,186	6,803	55,281
C-124 C	108	157,669	3,580	12,370	141,719
C-133 A	30	35,815	1,164	5,425	29,226
C-133 B	17	16,327	458	1,982	13,887
C-135	2	212	1	211	-
<u>Froop Carrier - Total</u>	<u>105</u>	<u>83,942</u>	<u>4,925</u>	<u>8,192</u>	<u>70,825</u>
C-124 A	66	49,453	2,797	5,611	41,045
C-124 C	39	34,489	2,128	2,581	29,780
<u>Domestic Aeromed Evacuation - Total</u>	<u>20</u>	<u>26,240</u>	<u>248</u>	<u>3,251</u>	<u>22,741</u>
C-131	20	26,240	248	3,251	22,741
<u>1254th Air Training Wing - Total</u> .	<u>35</u>	<u>20,584</u>	<u>1,441</u>	<u>4,643</u>	<u>14,500</u>
C-118	3	1,640	54	401	1,185
C-121 A	6	4,283	103	681	3,499
C-121 E	1	457	9	141	307
C-123	1	857	296	252	309
C-131	15	9,896	487	1,886	7,523
C-137	3	1,804	134	481	1,189
H-13	2	679	291	100	288
U-4	4	968	67	701	200

Source: Statistics and Reports Division, Directorate of Data Systems and Statistics, Comptroller of the Air Force

TABLE 77 - MILITARY AIR TRANSPORT SERVICE (MATS) COST OF COMMERCIAL AIRLIFT PROCURED FOR SINGLE MANAGER OPERATING AGENCY, BY CONTRACTOR - FY 1961

CONTRACTOR	CONTRACTOR EXPENSE (In Thousands of Dollars)
<u>CALL-FIXED CONTRACT - TOTAL</u>	\$113,052
Aerovias Sud Americana	30
Air America	607
Alaska	1,776
California Hawaiian Airlines	217
Capitol Airways	2,207
Flying Tiger Line	13,810
Hawaiian Airlines	628
Northwest Orient	877
Overseas National Airways	11,233
Pan American World	13,438
Riddle Airlines	3,698
World	5,381
Slick Airways	8,067
Southern Air	2,233
Trans Intl Airlines	1,310
Trans World Airlines	3,479
Twentieth Century	2,122
United Airlines	11
U.S. Overseas	1,560
Western	1
World Airways	6,069
Estimated U. S. Postal Dept Charges for APO Mail	34,467
Western Greyhound Bus	2
Unidentified Refunds	(171)

Source: Statistics and Reports Division, Directorate of Data Systems and Statistics, Comptroller of the Air Force

TABLE 78 - STATEMENT OF REVENUE AND EXPENSES - MILITARY AIR TRANSPORT AIRLIFT SERVICE,
USAF INDUSTRIAL FUND - FY 1961

(In Millions of Dollars)

NET OPERATING RESULT (REVENUE LESS EXPENSES) TOTAL - \$11.8 / (3.0)

<u>REVENUE (REIMBURSABLE) - TOTAL</u>	<u>\$307.9</u>	<u>TOTAL EXPENSES INCURRED (Funded)</u>	<u>\$310.9</u>
<u>Transport Services - Total</u>	<u>302.4</u>	<u>Operational Expense - Total</u>	<u>186.9</u>
<u>Transport Operation - Total</u>	<u>287.3</u>	Contractual Expenses	113.1
<u>Channel Traffic - Total</u>	<u>217.0</u>	Other Operations Expense	73.8
Passenger	91.0	<u>Materiel Maintenance</u>	<u>100.2</u>
Cargo	84.2	<u>Airlift Support Services</u>	<u>13.6</u>
Mail ^{a/}	41.8	<u>Management</u>	<u>10.2</u>
<u>Special Assignment Airlift</u>	<u>70.3</u>	<u>STATISTICAL EXPENSES - TOTAL</u>	<u>222.9</u>
<u>USAF Mission Responsibility - Total</u>	<u>15.1</u>	<u>Military Pay and Allowances - Total</u>	<u>118.4</u>
Continental US Troop Carrier	(.9)	<u>Depreciation - Total</u>	<u>104.5</u>
Special Air Mission - 125 ⁴ ATW	8.2	Aircraft	102.0
Domestic Aeromedical	3.3	Other Equipment	2.5
International Aeromedical	2.3		
Airborne Training	2.2		
<u>Other Services - Total</u>	<u>5.5</u>		

^{a/} Of this amount 25.4 represents procurement of commercial air transportation - Air Mail; 9.1 represents procurement of commercial air transportation - Ordinary Mail.

Source: Statistics and Reports Division, Directorate of Data Systems and Statistics, Comptroller of the Air Force

TABLE 79 -- MOVEMENT OF USAF SPONSORED PASSENGERS VIA OCEAN TRANSPORTATION BY DIRECTION OF LIFT AND ACCOMODATION OF PASSENGERS, WORLD-WIDE - FY 1961

DIRECTION OF LIFT	TOTAL		SPACE REQUIRED		SPACE AVAILABLE	
	Cabin	Troop	Cabin	Troop	Cabin	Troop
<u>PASSENGER - TOTAL</u>	<u>12,135</u>	<u>4,575</u>	<u>7,020</u>	<u>4,444</u>	<u>5,115</u>	<u>131</u>
OUTBOUND FROM CONTINENTAL U S	2,564	20	1,882	7	682	13
INBOUND TO CONTINENTAL U S	4,227	248	3,565	223	662	25
OTHER AREAS	4,604	3,036	833	2,943	3,771	93
COAST WISE	740	1,271	740	1,271	-	-
INTER-COASTAL	-	-	-	-	-	-

Source: Statistics and Reports Division, Directorate of Data Systems and Statistics, Comptroller of the Air Force

TABLE 80 -- MOVEMENT OF USAF SPONSORED PASSENGERS VIA OCEAN TRANSPORTATION BY ACCOMODATION AND CATEGORY OF PASSENGERS, WORLD-WIDE - FY 1961

CATEGORY	TOTAL		SPACE REQUIRED		SPACE AVAILABLE	
	Cabin	Troop	Cabin	Troop	Cabin	Troop
<u>PASSENGER - TOTAL</u>	<u>12,135</u>	<u>4,575</u>	<u>7,020</u>	<u>4,444</u>	<u>5,115</u>	<u>131</u>
MILITARY	3,353	3,806	2,348	3,750	1,005	56
DEPENDENT	7,842	10	4,199	2	3,643	8
OTHER	940	759	473	692	467	67

Source: Statistics and Reports Division, Directorate of Data Systems and Statistics, Comptroller of the Air Force

TABLE 81 - MOVEMENT OF USAF SPONSORED PASSENGERS VIA OCEAN TRANSPORTATION TO AND FROM CONTINENTAL U S BY SOURCE, DESTINATION, AND ACCOMODATION - FY 1961

CONTINENTAL U S PORT/OVERSEA AREA	OUTBOUND				INBOUND			
	Total	Space Required		Space Available	Total	Space Required		Space Available
		Cabin	Troop			Cabin	Troop	
<u>PASSENGERS - TOTAL</u>	<u>1,410</u>	<u>1,882</u>	<u>7</u>	<u>695</u>	<u>4,475</u>	<u>3,565</u>	<u>223</u>	<u>687</u>
<u>EAST COAST - TOTAL</u>	<u>1,388</u>	<u>1,135</u>	<u>3</u>	<u>250</u>	<u>2,076</u>	<u>1,641</u>	<u>176</u>	<u>259</u>
New Foundland	-	-	-	-	147	6	134	7
Caribbean	-	-	-	-	-	-	-	-
Europe	468	359	1	108	896	736	37	123
British Isles	371	323	1	47	471	423	1	47
West Mediterranean	293	262	1	30	270	235	2	33
East Mediterranean	121	119	-	2	78	77	-	1
Panama	35	12	-	23	49	27	1	21
Puerto Rico	100	60	-	40	165	137	1	27
Irregular Routes	-	-	-	-	-	-	-	-
<u>WEST COAST - TOTAL</u>	<u>1,196</u>	<u>747</u>	<u>4</u>	<u>445</u>	<u>2,399</u>	<u>1,924</u>	<u>47</u>	<u>428</u>
Hawaiian Islands	534	248	-	286	532	401	-	131
Marianas	109	103	-	6	74	73	-	1
Taiwan	20	20	-	-	80	64	2	14
Japan/Korea/Ryukyus/Bonins	476	351	4	121	1,435	1,136	45	254
Philippines	35	25	-	10	199	194	-	5
East and West Alaska	22	-	-	22	79	56	-	23

Source: Statistics and Reports Division, Directorate of Data Systems and Statistics, Comptroller of the Air Force

TABLE 82 - MOVEMENT OF USAF SPONSORED DRY CARGO VIA OCEAN TRANSPORTATION BY DIRECTION OF LIFT AND BY COMMODITY, WORLD-WIDE - FY 1961

(Table below is in Measurement Tons)

DIRECTION OF LIFT	TOTAL	GENERAL CARGO ^{a/}		SPECIAL CARGO ^{b/}		AIRCRAFT	OTHER ^{c/}
		Household Effects	Other	Private Vehicles	Other		
<u>TOTAL</u>	<u>2,410,751</u>	<u>155,784</u>	<u>1,168,410</u>	<u>496,042</u>	<u>310,206</u>	<u>195,027</u>	<u>85,282</u>
Outbound from Continental U S	1,381,628	53,023	677,659	231,983	173,584	192,526	52,853
Inbound to Continental U S	624,934	93,835	259,946	239,281	26,375	-	5,497
Other Areas	392,346	8,901	223,101	21,250	109,992	2,171	26,931
Coastwise	8,253	21	7,239	558	104	330	1
Inter-Coastal	3,590	4	465	2,970	151	-	-

^{a/} Includes packaged petroleum, oil, and lubricants, miscellaneous materiel packed in boxes, bales, bags (including US Mail), barrels, and other items not requiring special storage.

^{b/} Any wheeled and tracked vehicles, and any cargo weighing more than 10,000 pounds or measuring 35 feet in any dimension except uncrated aircraft.

^{c/} Includes: Reefer (perishable commodities requiring refrigerated storage) and ammunition and explosives.

Source: Statistics and Reports Division, Directorate of Data Systems and Statistics, Comptroller of the Air Force

TABLE 83 - MOVEMENT OF USAF SPONSORED DRY CARGO VIA OCEAN TRANSPORTATION TO AND FROM CONTINENTAL US BY SOURCE AND DESTINATION, BY COMMODITY, WORLD-WIDE - FY 1961
(In Measurement Tons)

CONTINENTAL U S PORT/ OVERSEA AREA	OUTBOUND FROM CONTINENTAL U S							INBOUND TO CONTINENTAL U S						
	TOTAL	GENERAL CARGO		SPECIAL CARGO		AIR-CRAFT	OTHER	TOTAL	GENERAL CARGO		SPECIAL CARGO		AIR-CRAFT	OTHER
		House-hold Effects	Other	Pri- vate Vehicles	Other				House-hold Effects	Other	Pri- vate Vehicles	Other		
<u>WORLD-WIDE - TOTAL</u>	<u>1,381,628</u>	<u>53,023</u>	<u>677,659</u>	<u>231,983</u>	<u>173,584</u>	<u>192,526</u>	<u>52,853</u>	<u>624,934</u>	<u>93,835</u>	<u>259,946</u>	<u>239,281</u>	<u>26,375</u>	-	<u>5,497</u>
North Atlantic - Total a/	85,384	1,617	63,316	4,274	9,661	-	6,516	32,832	2,064	22,230	2,138	5,178	-	1,222
Latin America - Total b/	80,654	2,834	50,792	11,997	9,525	-	5,506	28,764	2,897	15,087	6,993	3,784	-	3
British Isles - Total	101,842	3,084	57,720	21,552	10,612	-	8,874	87,951	29,115	19,091	37,060	2,599	-	86
Europe - Total	218,827	5,676	78,297	47,021	19,801	66,499	1,533	163,299	13,166	56,268	85,400	5,996	-	2,469
Iceland - Total	10,566	125	5,480	1,475	1,556	-	1,930	8,630	327	4,362	2,102	1,680	-	159
Azores - Total	27,341	3,342	14,705	2,177	4,987	-	2,130	11,023	4,684	4,568	1,550	221	-	-
Mediterranean - Total	290,639	29,363	154,537	35,436	42,264	14,143	14,896	128,565	34,279	53,334	38,577	2,347	-	28
Africa - Total	6,824	67	5,286	162	994	-	315	87	-	87	-	-	-	-
Far East - Total c/	290,312	3,466	135,168	59,416	39,818	50,883	1,561	105,277	4,574	51,250	44,169	3,962	-	1,322
Indian Ocean - Total d/	29,999	938	15,532	345	2,068	9,322	1,794	4,540	319	3,987	27	-	-	207
South Pacific - Total e/	112,743	1,189	51,608	18,038	12,076	22,088	7,744	23,371	1,655	16,931	4,593	191	-	1
Mid Pacific - Total f/	88,663	896	35,737	17,336	5,087	29,591	16	20,015	650	9,410	9,744	211	-	-
North Pacific - Total g/	28,694	424	8,623	12,754	6,855	-	38	10,334	105	3,103	6,920	206	-	-
Irregular Routes - Total	9,140	2	858	-	8,280	-	-	246	-	238	8	-	-	-
<u>EAST COAST - TOTAL</u>	<u>673,790</u>	<u>38,225</u>	<u>356,607</u>	<u>124,474</u>	<u>110,175</u>	-	<u>44,309</u>	<u>378,824</u>	<u>57,156</u>	<u>134,316</u>	<u>167,886</u>	<u>15,294</u>	-	<u>4,172</u>
North Atlantic	85,384	1,617	63,316	4,274	9,661	-	6,516	32,832	2,064	22,230	2,138	5,178	-	1,222
Latin America	66,638	2,168	40,202	11,327	7,435	-	5,506	21,346	2,034	9,609	6,629	3,073	-	1
British Isles	91,893	2,386	51,223	21,035	8,375	-	8,874	60,783	15,298	11,016	33,737	646	-	86
Europe	129,032	4,902	62,476	44,039	16,082	-	1,533	139,462	8,095	44,625	81,201	3,072	-	2,469
Iceland	10,566	125	5,480	1,475	1,556	-	1,930	8,630	327	4,362	2,102	1,680	-	159
Azores	16,395	3,038	7,314	2,080	1,833	-	2,130	7,642	4,003	1,945	1,473	221	-	-
Mediterranean	179,997	22,059	93,197	34,788	15,057	-	14,896	92,940	23,968	31,442	36,898	604	-	28
Africa	6,824	67	5,286	162	994	-	315	87	-	87	-	-	-	-
Far East	48,044	569	14,661	2,983	29,175	-	656	7,175	675	2,813	2,949	738	-	-
Indian Ocean	10,412	746	6,877	330	665	-	1,794	4,492	271	3,987	27	-	-	207
South Pacific	14,859	286	4,223	1,421	8,783	-	146	2,653	363	1,786	427	77	-	-
Mid Pacific	5,161	262	1,558	560	2,768	-	13	782	58	414	305	5	-	-
Irregular Routes	8,585	-	794	-	7,791	-	-	-	-	-	-	-	-	-
<u>GULF COAST - TOTAL</u>	<u>257,280</u>	<u>10,210</u>	<u>114,239</u>	<u>6,615</u>	<u>41,274</u>	<u>84,942</u>	-	<u>112,395</u>	<u>29,178</u>	<u>64,381</u>	<u>10,192</u>	<u>8,642</u>	-	<u>2</u>
Latin America	13,455	629	10,119	634	2,073	-	-	7,186	784	5,366	323	711	-	2
British Isles	6,630	698	4,508	482	942	-	-	23,940	11,654	8,069	2,504	1,713	-	-
Europe	82,010	774	10,478	1,775	2,484	66,499	-	23,390	5,001	11,435	4,157	2,797	-	-
Azores	10,946	304	7,391	97	3,154	-	-	3,381	681	2,623	77	-	-	-
Mediterranean	105,056	7,244	56,018	648	27,003	14,143	-	34,605	10,114	21,562	1,186	1,743	-	-
Africa	-	-	-	-	-	-	-	-	-	-	-	-	-	-
Far East	20,650	297	14,535	2,055	3,763	-	-	15,668	859	11,776	1,462	1,571	-	-
Indian Ocean	10,505	115	5,156	-	934	4,300	-	-	-	-	-	-	-	-
South Pacific	4,270	91	2,661	778	740	-	-	3,066	74	2,632	342	18	-	-
Mid Pacific	3,758	58	3,373	146	181	-	-	1,151	11	918	133	89	-	-
Irregular Routes	-	-	-	-	-	-	-	8	-	-	8	-	-	-

TABLE 83 - MOVEMENT OF USAF SPONSORED DRY CARGO VIA OCEAN TRANSPORTATION TO AND FROM CONTINENTAL US BY SOURCE AND DESTINATION, BY COMMODITY, WORLD-WIDE - FY 1961 (CONTINUED)
(In Measurement Tons)

CONTINENTAL US PORT/ OVERSEA AREA	OUTBOUND FROM CONTINENTAL US							INBOUND TO CONTINENTAL US						
	TOTAL	GENERAL CARGO		SPECIAL CARGO		AIR-CRAFT	OTHER	TOTAL	GENERAL CARGO		SPECIAL CARGO		AIR-CRAFT	OTHER
		Household Effects	Other	Private Vehicles	Other				Household Effects	Other	Private Vehicles	Other		
CALIFORNIA COAST - TOTAL . . .	384,411	4,146	159,695	87,305	17,319	107,584	8,362	118,113	7,174	54,351	53,440	1,825	-	1,323
Latin America	553	37	463	36	17	-	-	225	72	112	41	-	-	-
British Isles	3,298	-	1,989	35	1,274	-	-	3,228	2,163	6	819	240	-	-
Europe	7,763	-	5,343	1,185	1,235	-	-	447	70	208	42	127	-	-
Mediterranean	5,558	32	5,322	-	204	-	-	1,020	197	330	493	-	-	-
Far East	202,328	2,585	89,015	53,154	5,930	50,883	761	78,073	2,807	33,768	38,975	1,201	-	1,322
Indian Ocean	8,577	77	2,994	15	469	5,022	-	48	48	-	-	-	-	-
South Pacific	87,604	794	39,139	15,432	2,553	22,088	7,598	16,218	1,216	11,359	3,546	96	-	1
Mid Pacific	61,911	573	13,141	16,496	2,107	29,591	3	18,032	580	8,064	9,271	117	-	-
North Pacific	6,264	46	2,225	952	3,041	-	-	584	21	266	253	44	-	-
Irregular Routes	555	2	64	-	489	-	-	238	-	238	-	-	-	-
NORTHWEST COAST - TOTAL . . .	66,147	442	47,118	13,589	4,816	-	182	15,602	327	6,898	7,763	614	-	-
Latin America	8	-	8	-	-	-	-	7	7	-	-	-	-	-
British Isles	21	-	-	-	21	-	-	-	-	-	-	-	-	-
Europe	22	-	-	22	-	-	-	-	-	-	-	-	-	-
Mediterranean	28	28	-	-	-	-	-	-	-	-	-	-	-	-
Far East	19,290	15	16,957	1,224	950	-	144	4,361	233	2,893	783	452	-	-
Indian Ocean	505	-	505	-	-	-	-	-	-	-	-	-	-	-
South Pacific	6,010	18	5,585	407	-	-	-	1,434	2	1,154	278	-	-	-
Mid Pacific	17,833	3	17,665	134	31	-	-	50	1	14	35	-	-	-
North Pacific	22,430	378	6,398	11,802	3,814	-	38	9,750	84	2,837	6,667	162	-	-
Irregular Routes	-	-	-	-	-	-	-	-	-	-	-	-	-	-

- a/ Includes East Coast of Canada, Labrador, New Foundland, and Greenland.
- b/ Includes Mexico, Central America, South American, and Caribbean.
- c/ Includes Korea, Japan, Ryukyus, and Bonins.
- d/ Includes adjacent seas, countries bordering the Red Sea, Persian Gulf, Arabian Sea, and Bay of Bengal East to Burma - Thailand Border.
- e/ Includes China, Indo-China, Thailand, Malay Peninsula, Sumatra, Java, Borneo, Celebes, Timor, New Guinea, Australia, New Zealand, Taiwan, Phillipines, and Islands of the South Pacific Ocean.
- f/ Includes Hawaiian Islands, Marianas, and Marshall/Carolines, Midway, Kure, Wake, Marcus, Palav, New Guinea, Australia, New Zealand.
- g/ Includes West Coast of Canada, North of 50° N. Lat., Alaska, Aleutians.

Source: Statistics and Reports Division, Directorate of Data Systems and Statistics, Comptroller of the Air Force.

TABLE 84 - MOVEMENT OF USAF BULK PETROLEUM VIA OCEAN TRANSPORTATION BY AREA,
WORLD-WIDE - FY 1961

AREA	NUMBER OF LONG TONS
<u>PETROLEUM LIFT - TOTAL</u>	<u>5,307,777</u>
<u>OUTBOUND FROM CONTINENTAL US - TOTAL</u>	<u>899,744</u>
US East Coast	47,873
US Gulf Coast	528,275
California	308,385
US Northwest Coast	15,211
<u>INBOUND FROM CONTINENTAL US - TOTAL</u>	<u>1,344,998</u>
US East Coast	1,195,822
California	149,176
<u>OTHER AREAS - TOTAL</u>	<u>1,689,576</u>
<u>COASTWISE - TOTAL</u>	<u>1,353,830</u>
<u>INTER-COASTAL - TOTAL</u>	<u>19,629</u>

Source: Statistics and Reports Division, Directorate of Data Systems and Statistics, Comptroller of the Air Force

TABLE 85 - MOVEMENT OF USAF BULK PETROLEUM VIA OCEAN TRANSPORTATION BY TYPE OF FUEL,
WORLD-WIDE - FY 1961


TYPE OF FUEL	NUMBER OF BARRELS	NUMBER OF LONG TONS
<u>FUEL - TOTAL</u>	<u>45,434,921</u>	<u>5,307,777</u>
Aviation Gasoline/100	7,993	897
Aviation Gasoline/115	13,603,910	1,495,907
Motor Gasoline/80	111,799	12,558
Rocket Fuel	37,630	4,760
Jet Fuel Oil No. 4	29,591,361	3,523,875
Diesel Oil	556,030	72,445
L. P. Diesel Oil	1,454,585	188,986
Lubricating Oils	13,936	1,935
Motor Gasoline 72	57,677	6,414

Source: Statistics and Reports Division, Directorate of Data Systems and Statistics, Comptroller of the Air Force

Installations



PART VI



INSTALLATIONS

175

INVENTORY OF INSTALLATIONS

INTRODUCTION

The programming document, "Installations Classified per AFR 87-5, dated, 2 May 1960," prepared and published by the Directorate of Operations, DCS/O, as a supplemental programming document to the Bases, Units, and Priorities Program, and USAF Installations Characteristics Data Report, RCS: 2-AF-Z21, was used to obtain data shown. The USAF exercises a real property interest in all except foreign bases which are included as major installations due to budgetary requirements.

DEFINITIONS

INSTALLATION - A separately located and defined area of real property in which the Air Force exercises a real property interest, or where the Air Force has jurisdiction over real property by agreement with foreign government or by rights of occupation.

- (a) ACTIVE - An Air Force installation in use for the performance of an Air Force function.
- (b) ANCILLARY - An installation subordinate to another installation of the USAF which is identifiable above.
- (c) FOREIGN BASE - An installation or location belonging to another government in which the USAF does not have a real property interest, but where in accordance with governmental agreements, the USAF has certain operational and budgetary responsibilities.
- (d) INACTIVE - An Air Force installation not in use for the performance of an Air Force function.
- (e) INDUSTRIAL - A public or private plant which is operated by a contractor and is controlled by the USAF through ownership, lease, or permit, which is utilized for: the establishment or expansion of industrial capacity to produce, modify, maintain, and service aircraft, missiles, and related components, and for the storage of machine tools and equipment in support of such programs.
- (f) LOGISTICAL - An installation whose principal use is to support a major depot or the Air Materiel Command Headquarters. (Redesignated Air Force Logistics Command, 1 April 1961)
- (g) OPERATIONAL - An installation whose principal use is to provide support for Air Force combat and/or combat support, missile, or flying units of squadron strength or greater.
- (h) OPERATIONAL FLYING SUPPORT - An installation whose principal use is to support flying activities other than combat or combat support flying forces (equivalent of squadron strength or greater).
- (i) OPERATIONAL NON-FLYING SUPPORT - An installation without flying facilities whose principal use is to support headquarters of numbered air forces or higher echelons.
- (j) RESEARCH AND TEST - An installation whose principal use is to support major research, development, or employment suitability testing missions.
- (k) TENANT ON OTHER SERVICES - An installation belonging to another service, government, department, or agency upon which the USAF has a unit or activity stationed as a tenant (other than foreign bases).
- (l) TRAINING - An installation whose principal use is to support a training mission.

MILITARY CONSTRUCTION PROGRAM

INTRODUCTION

This section reflects progress of the Military Construction Program, since its inception in the Air Force, in terms of dollars available, apportioned, contracted, etc. Most of the data were furnished by the Director of Budget and the Directorate of Civil Engineering.

DEFINITIONS

APPROVED PROGRAM - Scope and dollar amount approved for implementation of construction and funding by appro-

INSTALLATIONS (CONTINUED)

MILITARY CONSTRUCTION PROGRAM (CONTINUED)

DEFINITIONS

private authority of Office of the Secretary of Defense and/or Bureau of the Budget through apportionment, or program clearance.

AUTHORIZED PROGRAM - The USAF Military Construction Program as approved by Congress.

CURRENT PROGRAM - The scope and dollar amount deemed necessary for the completion of a line item determined essential to the mission of the USAF.

OPERATIONAL PROGRAM - The scope and dollar amount released to USAF construction agencies as approved for construction, obligation, and expenditures for the completion of a line item.

REAL PROPERTY INVENTORY

INTRODUCTION

These tables present the real property (facilities and land) controlled by the Air Force. The costs shown represent the costs at time of acquisition to the U. S. Government, plus any subsequent improvement, and do not reflect the current value or estimated replacement costs.

DEFINITIONS

EASEMENTS - A right which one party has to use the land owned by another party for ingress and egress, or for the purpose of reducing or limiting the height of objects on land owned by another party to establish security or safety area, or right-of-way interests.

FOREIGN RIGHTS - An agreement or contract between the U. S. Government and a foreign country which gives the United States the right to use the land in a foreign country.

LEASES - A contract between a lessor and a lessee granting exclusive possession and use of land for a period of time and specified compensation.

LICENSE - A privilege to use the land of another, revocable at the will of the land owner.

OWNED LAND - Land acquired through donation of title or cost thereof from private enterprise, state or local governments, condemnation, or purchase.

PUBLIC DOMAIN AND PUBLIC LAND - Land assigned to the AF through a permanent or temporary withdrawal from public domain

COST OF MAINTENANCE AND OPERATION OF REAL PROPERTY

INTRODUCTION AND DEFINITIONS

This section shows the cost of maintenance and operation of USAF Real Property.

CONTRACT - Lump sum and unit price work agreements administered by the installation for preservation and construction; and utility service, inspection, and maintenance agreements administered by major air Force command headquarters.

LABOR COSTS - Costs of all personnel, regardless of the source, performing work attributable to real estate facility activities. The rates used in costing military services are those prescribed in AFM 177-1.

INSTALLATIONS (CONTINUED)**COST OF MAINTENANCE AND OPERATION OF REAL PROPERTY (CONTINUED)****INTRODUCTION AND DEFINITIONS**

MATERIALS AND SUPPLIERS - For use in accomplishing the functions of maintenance, repair, and operation of real estate facilities.

STORAGE SPACE UTILIZATION AND OCCUPANCY**INTRODUCTION**

The reporting of storage space utilization and occupancy within the Air Force has been revised under the guidance of Office of the Secretary of Defense to provide a uniform procedure for all services. Included in the summary are all Air Force installations which have a gross covered storage area of 20,000 square feet or more.

DEFINITIONS

GROSS STORAGE SPACE - The gross area (regardless of its location or the purpose for which the space being used was designed or is designated) which is assigned or used for any operation concerning storage or the support of storage functions.

NET STORAGE SPACE - The floor area upon which bins are erected plus the floor area upon which material can be stored.

NON-WAREHOUSE SPACE - Any covered area, except warehouse space, assigned for storage purposes.

OPEN STORAGE SPACE - Any improved or unimproved area designated for use in storing material.

WAREHOUSE SPACE - The area in building designed for storage purposes and constructed with roof and complete side and end walls.

TABLE 86 - USAF MAJOR ACTIVE INSTALLATIONS BY TYPE, BY COMMAND, WORLD-WIDE -
AS OF 30 JUN 1961

COMMAND	GRAND TOTAL	USAF ^{a/}							NON USAF FOR- EIGN BASES
		Total	Opera- tional	Opera Supp		Train- ing	Re- search and Test	Logis- tical	
				Flying	Non- Flying				
<u>WORLD-WIDE-TOTAL</u>	<u>229</u>	<u>220</u>	<u>142</u>	<u>10</u>	<u>7</u>	<u>42</u>	<u>7</u>	<u>12</u>	<u>9</u>
<u>CONTINENTAL US - TOTAL</u>	<u>152</u>	<u>152</u>	<u>82</u>	<u>6</u>	<u>4</u>	<u>42</u>	<u>7</u>	<u>11</u>	-
Air Defense Command	23	23	21	1	1	-	-	-	-
Air Materiel Command ^{b/}	11	11	-	-	-	-	-	11	-
Air Research and Development Command ^{c/}	7	7	-	-	-	-	7	-	-
Air Training Command	21	21	-	-	-	21	-	-	-
Air University	2	2	-	-	-	2	-	-	-
Continental Air Command	18	18	-	-	-	18	-	-	-
Headquarters Command, USAF	2	2	1	1	-	-	-	-	-
Military Air Transport Service	8	8	6	1	1	-	-	-	-
Strategic Air Command	46	46	45	1	-	-	-	-	-
Tactical Air Command	12	12	9	2	1	-	-	-	-
USAF Academy	1	1	-	-	-	1	-	-	-
USAF Security Service	1	1	-	-	1	-	-	-	-
<u>OVERSEA - TOTAL</u>	<u>77</u>	<u>68</u>	<u>60</u>	<u>4</u>	<u>3</u>	-	-	<u>1</u>	<u>9</u>
Alaskan Air Command (Includes Alaska) .	4	4	4	-	-	-	-	-	-
Air Defense Command	2	2	2	-	-	-	-	-	-
Air Materiel Command	1	1	-	-	-	-	-	1	-
Caribbean Air Command	1	1	-	1	-	-	-	-	-
Military Air Transport Service	4	4	4	-	-	-	-	-	-
Pacific Air Force (Includes Hawaii) . .	16	14	12	1	1	-	-	-	2
Strategic Air Command	18	15	15	-	-	-	-	-	3
<u>US AIR FORCES IN EUROPE - TOTAL</u>	<u>31</u>	<u>27</u>	<u>23</u>	<u>2</u>	<u>2</u>	-	-	-	<u>4</u>

a/ Includes only installations where the USAF has a real property interest, and shows command having jurisdiction over the physical facilities.

b/ Redesignated as Air Force Logistics Command, 1 April 1961.

c/ Redesignated Air Force Systems Command and Office of Aerospace Research (a separate operating agency), 1 April 1961.

Source: Materiel Statistics Division, Directorate of Statistical Services, Comptroller of the Air Force

TABLE 87 - USAF INSTALLATIONS BY TYPE, BY STATUS, WORLD-WIDE - AS OF 30 JUN 1961

TYPE OF INSTALLATION	WORLD-WIDE		CONTINENTAL U S		OVERSEAS	
	Active	Other than Active a/	Active	Other than Active a/	Active	Other than Active a/
<u>MAJOR TYPE - TOTAL</u> b/	<u>229</u>	<u>12</u>	<u>152</u>	-	<u>77</u>	-
Operational	142	-	82	-	60	-
Operational Support, Flying	10	-	6	-	4	-
Operational Support, Non-Flying	7	-	4	-	3	-
Training	42	-	42	-	-	-
Research and Test	7	-	7	-	-	-
Logistical	12	-	11	-	1	-
Foreign Bases	9	-	-	-	9	-
<u>ANCILLARY, INDUSTRIAL, AIRCRAFT CONTROL AND WARNING - TOTAL</u>	<u>3,164</u>	<u>497</u>	<u>2,122</u>	<u>344</u>	<u>1,042</u>	<u>153</u>

a/ Includes Inactive, Excess, Industrial Standby, and Installations under construction.

b/ All categories, except Contract Flying Schools and Foreign Bases, reflect installations where the AF has a real property interest.

Source: Statistics and Reports Division, Directorate of Data Systems and Statistics, Comptroller of the Air Force

TABLE 88 -- STATUS OF THE USAF MILITARY CONSTRUCTION PROGRAM, CUMULATIVE, WORLD-WIDE--
FY 1961 AND PRIOR

AUTHORIZATION - PUBLIC LAW	CONGRESS	AUTHORIZED PROGRAM	CURRENT PROGRAM	APPROVED PROGRAM	OPERATING PROGRAM
<u>TOTAL</u>		<u>14,664,684,756</u>	<u>11,907,325,127</u>	<u>11,925,817,752</u>	<u>11,828,762,162</u>
PLANNING - TOTAL		406,820,846	407,122,295	407,122,295	397,865,557
MINOR CONSTRUCTION - TOTAL		106,309,660	106,309,660	106,309,660	106,309,660
SUPPORTING ACTIVITIES - TOTAL		273,132,862	175,133,664	178,769,286	171,668,997
RESERVE FORCES - TOTAL		90,914,025	81,218,088	82,558,156	80,273,088
<u>PUBLIC WORKS - TOTAL</u>		<u>13,787,507,363</u>	<u>11,137,541,420</u>	<u>11,151,058,355</u>	<u>11,072,644,860</u>
703	Act 2 Jul 1940	152,947,983	152,947,983		152,947,983
626	80/2	1,097,000	1,084,506		1,084,506
30	81/1	85,500,000	84,307,348		84,307,348
60	81/1	37,465,000	37,139,261		37,139,261
415	81/1	100,000,000	100,000,000		100,000,000
420	81/1	59,166,775	55,000,137		55,000,137
564	81/2	203,243,852	185,725,401		185,725,401
799	81/2	57,500,000	57,500,000		57,500,000
838	81/2	3,114,500	3,076,638		3,076,638
910	81/2	883,050,791	879,012,638		879,012,638
155	82/1	2,648,168,753	2,168,773,845		2,168,773,845
165 NATO MANAGEMENT FUND	82/1	101,000,000	101,000,000		101,000,000
534 FY 1953 AUTHORIZATION	82/2	1,597,604,764	1,371,627,842	(Details by Public works not available)	1,371,627,842
209	83/1	253,498,395	189,651,748		189,651,748
325 AF ACADEMY	83/2	139,797,000	139,579,769		139,579,769
534 FY 1955 AUTHORIZATION	83/2	859,308,000	764,194,359		764,194,359
765 AF FUNDS	83/2	58,788,750	35,154,822		35,154,822
765 OSD FUNDS	83/2	29,830,000	29,588,420		29,588,420
161	84/1	1,364,927,000	988,857,911		985,670,111
968	84/2	1,450,957,000	905,908,779		905,908,779
814 HOLLOWAN	84/2	1,000,000	-		-
241	85/1	607,725,000	442,922,587		436,767,487
325 FY 1958 SUPPLEMENTAL	85/2	552,657,000	490,854,311		490,854,311
685	86/1	954,554,000	705,756,079		705,154,279
685 SECTION 401	86/1	7,125,000	6,050,383		6,050,383
149	86/1	850,175,800	659,967,479		645,401,219
500	86/2	727,305,000	581,859,174	541,473,574	
CONTINGENCES		-	-	19,771,112	-

Source: Materiel Statistics Division, Directorate of Data Systems and Statistics, Comptroller of the Air Force

TABLE 89 - PROGRESS OF USAF MILITARY CONSTRUCTION PROGRAM, WORLD-WIDE - FY 1961

(Table below is in millions of dollars; parentheses denote minus quantities).

MONTH	AUTHORIZED	AVAILABLE	CONTRACT AWARD	OBLIGATED		EXPENDED (GROSS)	
				REGULAR APPROPRI- ATIONS	OTHER PROGRAMS	REGULAR APPROPRI- ATIONS	OTHER PROGRAMS
<u>TOTAL - (CUMULATIVE THROUGH FY 1961)</u>	\$ <u>14,665</u>	\$ <u>11,968</u>	\$ <u>11,759</u>	\$ <u>11,367</u>	\$ <u>155</u>	\$ <u>10,747</u>	\$ <u>154</u>
PRIOR TO FY 1961 (CUMULATIVE) - TOTAL	14,631	11,278	10,886	10,496	151	9,742	150
FY 1961 AF RESERVES - TOTAL	-	4	2	2	-	3	-
FY 1961 REGULAR - TOTAL	34	686	871	869	4	1,002	4
July (1960)	23	623	28	29	3	74	3
August	(5)	-	52	49	-	98	-
September	-	(9)	46	47	-	96	-
October	1	-	42	68	-	93	-
November	-	-	88	75	-	89	-
December	3	7	108	112	-	93	-
January (1961)	(1)	-	27	42	-	81	-
February	-	-	103	101	-	87	-
March	2	(6)	66	57	-	73	-
April	12	12	65	50	-	62	-
May	(1)	-	104	118	-	79	-
June	-	59	142	121	1	77	1

Source: Statistics and Reports Division, Directorate of Data Systems and Statistics, Comptroller of the Air Force

TABLE 90 - COST TO US GOVERNMENT OF MILITARY REAL PROPERTY CONTROLLED BY DEPARTMENT OF THE AIR FORCE, WORLD-WIDE - AS OF 30 JUN 1961

(In thousands of dollars)

TYPE OF REAL PROPERTY	WORLD-WIDE	UNITED STATES a/	POSSESSIONS	FOREIGN COUNTRIES
<u>TOTAL</u>	\$ <u>14,031,549</u>	\$ <u>10,823,655</u>	\$ <u>340,891</u>	\$ <u>2,867,003</u>
Land b/	156,320	145,855	3,636	6,829
Buildings	7,763,809	6,127,112	168,263	1,468,434
Structures, Utilities, etc.	6,111,420	4,550,688	168,992	1,391,740

a/ Includes data for Alaska and Hawaii.

b/ Excludes acreage leased outside of installations.

Source: Statistics and Reports Division, Directorate of Data Systems and Statistics, Comptroller of the Air Force.

TABLE 91 - ACREAGE OF MILITARY REAL PROPERTY CONTROLLED AND LOCATED AT DEPARTMENT OF AIR FORCE INSTALLATIONS, WORLD-WIDE - AS OF 30 JUN 1961

TYPE OF LAND	WORLD-WIDE	UNITED STATES a/	POSSESSIONS	FOREIGN COUNTRIES
<u>TOTAL</u>	<u>12,913,810</u>	<u>11,544,834</u>	<u>52,354</u>	<u>1,316,622</u>
Owned	1,787,357	1,749,437	37,920	-
Public Domain	8,908,303	8,908,303	-	-
License or Permit	76,475	69,431	7,044	-
Public Land (Possessions)	11,788	4,829	6,959	-
Easements	60,651	60,128	288	235
Leased b/	804,119	752,706	143	51,270
Foreign Rights	1,265,117	-	-	1,265,117

a/ Includes data for Alaska and Hawaii.

b/ Excludes acreage leased outside of installations.

Source: Statistics and Reports Division, Directorate of Data Systems and Statistics, Comptroller of the Air Force.

TABLE 92 - COST TO US GOVERNMENT OF LAND CONTROLLED BY THE DEPARTMENT OF THE AIR FORCE, WORLD-WIDE - AS OF 30 JUN 1961

(In thousands of dollars)

TYPE OF LAND	WORLD-WIDE	UNITED STATES a/	POSSESSIONS	FOREIGN COUNTRIES
<u>TOTAL</u>	<u>\$ 156,320</u>	<u>\$ 145,855</u>	<u>\$ 3,636</u>	<u>\$ 6,829</u>
Owned	142,421	138,808	3,613	-
License or Permit	328	328	-	-
Easements	6,742	6,719	23	-
Foreign Rights	6,829	-	-	6,829

a/ Includes data for Alaska and Hawaii.

Source: Statistics and Reports Division, Directorate of Data Systems and Statistics, Comptroller of the Air Force.

TABLE 98 - COST OF MAINTENANCE AND OPERATION OF USAF REAL PROPERTY BY COMMAND,
WORLD-WIDE - FY 1961

(In thousands of dollars)

COMMAND	TOTAL	LABOR COST		MATERIAL AND SUPPLIES	CONTRACT AND OTHER
		Civilian	Military		
<u>WORLD-WIDE - TOTAL</u>	\$ 805,523	\$ 235,939	\$ 108,201	\$ 123,523	\$ 337,860
<u>CONTINENTAL US - TOTAL</u>	538,083	187,553	77,198	71,571	201,761
Aeronautical Chart and Information Center <u>a/</u>	1,720	1,102	19	177	422
Air Defense Command	57,654	19,248	12,024	10,327	16,055
Air Force Logistics Command <u>b/</u>	92,550	52,155	1,046	11,254	28,095
Air Force Systems Command <u>c/</u>	37,544	15,170	2,670	4,251	15,453
Air Training Command	79,354	26,386	12,272	7,965	32,731
Air University	5,374	2,249	488	581	2,056
Continental Air Command	11,517	6,286	422	1,463	3,346
Headquarters Command USAF	9,199	3,855	1,852	1,352	2,140
Military Air Transport Service	27,530	9,777	4,772	4,370	8,611
Strategic Air Command	168,143	36,387	35,100	22,471	74,185
Tactical Air Command	39,744	10,507	6,332	6,379	16,526
US Air Force Academy	6,374	3,758	61	863	1,692
US Security Service	1,380	673	140	118	449
<u>OVERSEAS - TOTAL</u>	267,440	48,386	31,003	51,952	136,099
Alaskan Air Command (Includes Alaska)	30,620	8,351	3,466	6,860	11,943
Air Defense Command	28,815	1,224	2,833	4,479	20,279
Air Force Logistics Command <u>b/</u>	9,524	423	618	1,931	6,552
Carribbean Air Command	2,552	1,042	195	440	875
Military Air Transport Service	9,607	2,698	1,339	3,287	2,283
Pacific Air Forces (Includes Hawaii)	60,605	8,594	5,960	12,352	33,699
Strategic Air Command	42,500	9,210	7,087	7,880	18,323
USAF in Europe	75,103	15,291	8,855	13,607	37,350
US Security Service	8,114	1,553	650	1,116	4,795

a/ Designated as a separate operating agency, 1 July 1960.

b/ Redesignated, 1 April 1961; originally Air Materiel Command.

c/ Redesignated, 1 April 1961; originally Air Research and Development Command.

Source: Statistics and Reports, Directorate of Data Systems and Statistics, Comptroller of the Air Force.

TABLE 94 - USAF STORAGE SPACE, UTILIZATION, AND OCCUPANCY, WORLD-WIDE - AS OF 30 JUN 1961
(In thousands of square feet)

TYPE OF STORAGE	WORLD-WIDE			CONTINENTAL US			OVERSEAS		
	GROSS Storage Space	Net Storage Space	Occu- pied Space	Gross Storage Space	Net Storage Space	Occu- pied Space	Gross Storage Space	Net Storage Space	Occu- pied Space
<u>WAREHOUSE SPACE - TOTAL</u>	<u>45,184</u>	<u>21,167</u>	<u>15,872</u>	<u>42,301</u>	<u>19,995</u>	<u>15,260</u>	<u>2,883</u>	<u>1,172</u>	<u>612</u>
General Purpose	42,524	19,522	14,456	39,659	18,362	13,852	2,865	1,160	604
Controlled Humidity	2,284	1,429	1,230	2,284	1,429	1,230	-	-	-
Flammable	302	170	145	290	164	143	12	6	2
Chill	56	32	27	53	29	24	3	3	3
Freeze	18	14	14	15	11	11	3	3	3
<u>NON-WAREHOUSE SPACE - TOTAL</u>	<u>2,536</u>	<u>1,472</u>	<u>1,035</u>	<u>2,238</u>	<u>1,352</u>	<u>991</u>	<u>298</u>	<u>120</u>	<u>44</u>
Shed	1,151	770	470	855	652	428	296	118	42
<u>Magazine - Total</u>	<u>211</u>	<u>157</u>	<u>126</u>	<u>209</u>	<u>155</u>	<u>124</u>	<u>2</u>	<u>2</u>	<u>2</u>
Igloo	96	67	41	94	65	39	2	2	2
Above Ground	115	90	85	115	90	85	-	-	-
<u>Other - Total</u>	<u>1,174</u>	<u>545</u>	<u>439</u>	<u>1,174</u>	<u>545</u>	<u>439</u>	-	-	-
Controlled Humidity	56	16	15	56	16	15	-	-	-
General Purpose	1,118	529	424	1,118	529	424	-	-	-
<u>OPEN STORAGE SPACE-TOTAL</u>	<u>21,167</u>	<u>13,522</u>	<u>12,220</u>	<u>20,146</u>	<u>12,893</u>	<u>11,630</u>	<u>1,021</u>	<u>629</u>	<u>590</u>
Improved	21,167	13,522	6,805	20,146	12,893	6,437	1,021	629	368
Unimproved	-	-	5,415	-	-	5,193	-	-	-

Source: Statistics and Reports Division, Directorate of Data Systems and Statistics, Comptroller of the Air Force.

Military Assistance Program
(MAP)

PART VII



MILITARY ASSISTANCE PROGRAM (M A P)

The tables in this section provide summary data on all aspects of the Military Assistance Program administered by the Air Force. The data were compiled from progress reports from major commands on materiel deliveries and training accomplishment and from Military Assistance Advisory Groups or comparable organizations in each participating country. The Mutual Defense Assistance Act of 1949 enacted into law on 6 October 1949 established Military Assistance; hence, the captions FY 1950 through FY 1961 as used in the tables indicate an accumulation of data from the date of the enactment. This does not necessarily mean that the incipient date for all countries was FY 1950.

AIRCRAFT ATTRITION - Aircraft lost from MAP inventories by reason of accident, obsolescence, or in combat.

CONTRACT TECHNICAL SERVICES PERSONNEL - Contract civilian technical specialists engaged in technical assistance, providing instruction or guidance in connection with newly designed or complicated equipment to recipient countries under the Military Assistance Program, whose skills are not available from military sources.

GRANT AID - Military Assistance furnished gratuitously to eligible foreign countries, funded through annual appropriation by Congress.

MAP AIRCRAFT - Aircraft in foreign countries provided by the USAF under Military Assistance Program.

MAP EMPLOYEES - Category of civilian personnel engaged in activities required in carrying out the Military Assistance Program as administered by the Air Force.

MAPPOM - MAP Property-Owned Materiel account to hold materiel that is authorized for a stockpile for which there is no recipient country program and other MAP-owned materiel being held pending disposition.

MAPPSAD - MAP Property Sales and Disposition account to record sales under the Mutual Security Military Sales Program and other authorized disposition of materiel transferred from the MAPPOM account, when there is no MAP requirement.

MOBILE TRAINING ASSISTANCE - Qualified personnel organized and equipped to provide training instruction, guidance, or assistance to recipient countries under the Military Assistance Program.

MUTUAL SECURITY MILITARY SALES - Transactions for military materiel and services which have been ordered and paid for by eligible recipient countries. Such transactions were formerly designated as Reimbursable Military Assistance.

SPACE - Represents one man-course completed by one student in one class covering a specific subject of instruction.

TABLE 95 - MILITARY ASSISTANCE GRANT AID PROGRAM (MAP) BY RECIPIENT COUNTRY, CUMULATIVE PROGRAM, AND DELIVERIES, WORLD-WIDE-THROUGH FY 1961 AND DELIVERIES BY QUARTER - FY 1961
(In thousands of dollars. Figures in parentheses denote negative amounts)

COUNTRY	CUMULATIVE		FY 1961 DELIVERIES BY QUARTER				
	FY 1950 Through FY 1961 Program	FY 1950 Through FY 1961 Deliveries	Total	First	Second	Third	Fourth
<u>VALUE OF GRANT AID - TOTAL . . .</u>	<u>\$ 9,201,762</u>	<u>\$ 8,303,658</u>	<u>\$ 570,454</u>	<u>\$ 76,894</u>	<u>\$ 175,907</u>	<u>\$ 144,396</u>	<u>\$ 173,257</u>
<u>VALUE OF MATERIEL - TOTAL</u>	<u>7,970,063</u>	<u>7,124,080</u>	<u>495,169</u>	<u>60,090</u>	<u>156,722</u>	<u>122,659</u>	<u>155,698</u>
<u>WORLD-WIDE Only - Total</u>	<u>347,213</u>	<u>247,456</u>	<u>24,406</u>	<u>(12,267)</u>	<u>12,682</u>	<u>12,454</u>	<u>11,537</u>
Program Requirements	174,576	79,339	31,533	6,346	7,117	9,268	8,802
MAP Owned Materiel (MAPOM) . . .	39,971	35,451	(36,059)	(18,687)	(3,832)	(3,571)	(9,969)
MAP Property Sales and Dis- posals (MAPSAD)	103,831	103,831	97	-	-	96	1
NATO Maintenance Supply Service Agency (NMSSAS)	28,835	28,835	28,835	74	9,397	6,661	12,703
<u>Europe - Total.</u>	<u>4,460,241</u>	<u>4,155,537</u>	<u>156,051</u>	<u>29,247</u>	<u>57,974</u>	<u>27,569</u>	<u>41,261</u>
Belgium	331,834	305,577	225	28	64	54	79
Denmark	199,597	192,611	28,315	1,801	3,645	8,955	13,914
Federal Republic of Germany . . .	353,940	353,022	12,832	12,212	139	128	353
Stockpile "B"	154	154	(12,205)	(11,938)	-	(241)	(26)
France	1,022,894	1,016,734	3,443	2,012	897	(208)	742
Italy	723,014	628,543	91,502	17,305	43,791	10,668	19,738
Netherlands	346,506	317,894	199	(395)	(279)	239	634
Norway	328,359	261,282	9,904	1,040	2,650	5,284	930
Portugal	127,907	103,473	691	82	228	60	321
Spain	155,832	141,688	11,206	1,982	2,541	3,248	3,435
United Kingdom	702,285	678,089	7,210	3,582	3,249	(748)	1,127
Yugoslavia	145,110	145,110	-	-	-	-	-
European Requirements	22,809	11,360	2,729	1,536	1,049	130	14
<u>Near East, Africa and South Asia - Total.</u>	<u>1,026,291</u>	<u>880,882</u>	<u>80,292</u>	<u>18,257</u>	<u>13,740</u>	<u>18,206</u>	<u>30,089</u>
Afghanistan	7	7	-	-	-	-	-
Ethiopia	13,088	9,451	6,247	1,945	1,472	295	2,535
Greece	349,432	293,115	16,413	402	4,527	8,588	2,896
Iran	65,375	59,582	17,725	4,082	2,334	1,565	9,744
Iraq	927	927	-	-	-	-	-
Jordan	2,675	2,675	288	-	-	288	-
Lebanon	1,337	1,337	43	-	-	43	-
Pakistan	122,699	103,037	22,319	5,241	4,234	3,385	9,459
Saudi Arabia	10,354	8,288	2,841	987	482	829	543
Stockpile "SA"	3,719	3,658	(1,171)	(246)	(105)	(686)	(134)
Turkey	456,678	398,805	15,587	5,846	796	3,899	5,046
<u>Far East and Pacific - Total. . . .</u>	<u>1,956,930</u>	<u>1,686,221</u>	<u>213,439</u>	<u>23,714</u>	<u>67,266</u>	<u>57,909</u>	<u>64,550</u>
Burma	11,554	4,703	2,527	1,033	1,037	252	205

TABLE 95 - MILITARY ASSISTANCE GRANT AID PROGRAM (MAP) BY RECIPIENT COUNTRY, CUMULATIVE PROGRAM AND DELIVERIES WORLD-WIDE-THROUGH FY 1961 AND DELIVERIES BY QUARTER - FY 1961
(CONTINUED)

COUNTRY	CUMULATIVE		FY 1961 DELIVERIES BY QUARTER				
	FY 1950 Through FY 1961 Program	FY 1950 Through FY 1961 Deliveries	Total	First	Second	Third	Fourth
VALUE OF MATERIEL (Continued) . . .							
Far East and Pacific (Continued).							
Cambodia	8,285	2,660	657	42	206	225	184
French Indo-China	128,761	128,761	-	-	-	-	-
Indonesia	4,241	530	529	(25)	-	104	450
Japan	380,855	334,518	53,746	13,972	10,801	11,162	17,811
Korea	232,308	183,090	33,761	2,087	11,516	8,153	12,005
Laos	20,683	14,458	11,626	81	287	8,834	2,424
Philippine	89,635	74,276	16,997	712	2,906	1,254	12,125
Republic of China	896,112	800,322	71,996	6,250	31,916	22,399	11,431
Thailand	121,083	99,355	11,053	22	6,557	1,012	3,462
Vietnam	63,240	43,548	10,547	(460)	2,040	4,514	4,453
Far East Requirements	173	-	-	-	-	-	-
Western Hemisphere - Total	179,388	153,984	20,981	1,139	5,060	6,521	8,261
Argentina	368	339	339	-	-	-	339
Bolivia	446	29	29	-	19	-	10
Brazil	65,621	54,836	15,335	991	1,779	5,984	6,581
Chile	30,657	25,245	1,080	53	548	218	261
Colombia	17,358	15,310	509	23	87	116	283
Cuba	9,128	9,128	-	-	-	-	-
Dominican Republic	4,255	4,255	-	-	-	-	-
Ecuador	10,529	9,027	134	16	29	19	70
El Salvador	3	3	3	-	1	-	2
Guatemala	58	3	3	-	1	-	2
Haiti	135	128	128	-	-	-	128
Honduras	21	2	2	-	-	-	2
Nicaragua	17	-	-	-	-	-	-
Paraguay	248	172	172	-	17	1	154
Peru	23,553	21,425	2,194	20	1,871	62	241
Uruguay	15,281	13,830	801	36	528	121	116
Venezuela	317	252	252	-	180	-	72
Western Hemisphere Requirements	1,393	-	-	-	-	-	-
VALUE OF SERVICES - TOTAL	1,231,699	1,179,578	75,285	16,804	19,185	21,737	17,559
Europe	742,135	734,698	25,595	6,204	7,801	4,457	7,133
Near East, Africa and South Asia	199,376	170,153	25,263	6,304	5,114	6,318	7,527
Far East and Pacific	254,643	243,991	23,888	2,970	4,802	7,471	8,645
Western Hemisphere	32,785	30,163	6,329	1,307	988	1,648	2,386
Undistributed by Area	2,760	573	(5,790)	19	480	1,843	(8,132)

Source: Statistics and Reports Division, Directorate of Data Systems and Statistics, Comptroller of the Air Force.

TABLE 96 - MILITARY ASSISTANCE GRANT AID PROGRAM (MAP) BY MAJOR CATEGORY, CUMULATIVE PROGRAM, AND DELIVERIES, WORLD-WIDE THROUGH FY 1961 AND DELIVERIES BY QUARTER - FY 1961

(In thousands of dollars. Parentheses denote negative amounts)

CATEGORY	CUMULATIVE FY 1950 THROUGH FY 1961		FY 1961 DELIVERIES BY QUARTER				
	Program	Deliveries	Total	First	Second	Third	Fourth
<u>VALUE OF GRANT AID - TOTAL</u> . . .	<u>\$ 9,201,762</u>	<u>\$ 8,303,658</u>	<u>\$ 570,454</u>	<u>\$ 76,894</u>	<u>\$ 175,907</u>	<u>\$ 144,396</u>	<u>\$ 173,257</u>
<u>VALUE OF MATERIEL - TOTAL</u>	<u>\$ 7,970,063</u>	<u>\$ 7,124,080</u>	<u>\$ 495,169</u>	<u>\$ 60,090</u>	<u>\$ 156,722</u>	<u>\$ 122,659</u>	<u>\$ 155,698</u>
Aircraft, Components, and Spare Parts	5,346,098	5,007,704	328,288	42,412	85,516	91,966	108,394
Ships and Harbor Craft.	725	725	-	-	-	-	-
Vehicles.	156,295	150,414	1,923	136	575	409	803
Artillery	53,421	53,418	34	-	12	11	11
Weapons	26,977	26,274	661	-	50	303	308
Ammunition.	498,564	491,290	16,619	93	697	1,408	14,421
Guided Missiles	476,989	432,575	66,830	8,368	46,410	6,122	5,930
Electronics and Communications Equipment	555,290	485,317	16,608	2,250	4,098	5,444	4,816
Major Materiel Handling Equipment	3,481	3,047	111	6	-	-	105
Construction Equipment.	28,823	27,900	282	17	76	17	172
Training Equipment.	119,300	92,222	12,307	1,629	2,246	1,979	6,453
Shop and Utilities Equipment.	8,042	6,810	154	(253)	60	34	313
Printing and Production Equipment	43	4	4	-	-	-	4
Photographic Equipment.	7,889	7,618	235	(200)	36	47	352
Petroleum, Oil and Lubricants (POL)	92,748	71,876	16,274	1,595	2,202	6,157	6,320
Medical Equipment and Supplies.	3,863	2,560	574	256	83	28	207
Organization, Base, and Maintenance Equipment	224,516	202,320	9,479	(1,255)	2,655	2,294	5,785
Subsistence	1,063	653	(14)	(316)	67	91	144
Development of Advanced Weapons Design.	968	289	27	-	2	1	24
Special Projects.	364,968	61,064	24,773	5,352	11,937	6,348	1,136
<u>VALUE OF SERVICES - TOTAL</u>	<u>1,231,699</u>	<u>1,179,578</u>	<u>75,285</u>	<u>16,804</u>	<u>19,185</u>	<u>21,737</u>	<u>17,559</u>
Supply Operations	566,771	558,480	27,584	6,183	7,420	7,559	6,422
Training.	396,192	372,998	34,300	7,636	8,640	9,655	8,369
Administration.	44,383	43,773	2,076	657	673	657	89
Industrial Plants and Expansion	112,303	111,982	183	-	2	27	154
Construction.	84,347	66,283	9,091	1,444	2,099	3,185	2,363
Mutual Weapons Development and Modernization and Advance Weapons	26,641	25,287	1,608	844	159	393	212
Special Projects.	1,062	775	443	40	192	261	(50)

Source: Statistics and Reports Division, Directorate of Data Systems and Statistics, Comptroller of the Air Force.

TABLE 97 - MILITARY ASSISTANCE PROGRAM (MAP) GRANT AID FOR MATERIEL BY SOURCE OF ASSISTANCE AND ACCOMPLISHMENTS -
FY 1950 THROUGH FY 1961

(Data below are in thousands of dollars)

MATERIEL CATEGORY	CUMULATIVE PROGRAM FY 1950 THROUGH FY 1961					CUMULATIVE DELIVERIES FY 1950 THROUGH FY 1961				
	Total	Common Items	Excess	Offshore Procurement	Special Items a/	Total	Common Items	Excess	Offshore Procurement	Special Items a/
<u>VALUE OF MATERIEL - TOTAL</u>	<u>\$ 7,970,063</u>	<u>\$ 6,576,558</u>	<u>\$ 640,909</u>	<u>\$ 448,839</u>	<u>\$ 303,757</u>	<u>\$ 7,124,079</u>	<u>\$ 6,078,342</u>	<u>\$ 571,827</u>	<u>\$ 412,011</u>	<u>\$ 61,899</u>
Aircraft, Components, and Spare Parts	5,346,098	4,250,292	586,172	379,652	129,982	5,007,704	4,092,146	524,151	346,520	44,887
Ships and Harbor Craft	725	695	30	-	-	725	695	30	-	-
Vehicles	156,295	139,069	3,614	13,502	110	150,414	135,853	3,104	11,347	110
Artillery	53,421	51,641	1,743	37	-	53,418	51,638	1,743	37	-
Weapons	26,977	21,656	398	4,853	70	26,274	21,337	14	4,853	70
Ammunition	498,564	446,857	16,367	35,340	-	491,291	441,530	14,421	35,340	-
Guided Missiles	476,989	471,966	591	477	3,955	432,575	431,983	591	-	1
Electronics and Communications										
Equipment	555,290	541,386	8,356	5,158	390	485,317	472,971	6,798	5,158	390
Major Materiel Handling Equipment	3,481	3,457	24	-	-	3,047	3,023	24	-	-
Construction Equipment	28,823	28,579	244	-	-	27,901	27,657	244	-	-
Training Equipment	119,300	88,872	20,680	448	9,300	92,222	73,360	18,474	388	-
Shop and Utilities Equipment	8,042	7,663	54	324	1	6,810	6,432	53	324	1
Printing and Production Equipment	43	27	16	-	-	4	-	-	-	4
Photographic Equipment	7,889	7,812	56	-	21	7,618	7,538	59	-	21
Petroleum, Oil and Lubricants (POL)	92,748	79,096	-	5	13,647	71,876	58,224	-	5	13,647
Medical Equipment and Supplies	3,863	3,308	-	-	555	2,560	2,005	-	-	555
Organization, Base and Maintenance										
Equipment	224,516	212,846	2,532	7,972	1,166	202,320	191,059	2,123	7,972	1,166
Subsistence	1,063	1,013	-	-	50	653	603	-	-	50
Development of Advanced Weapons										
Design	968	968	32	-	-	289	289	-	-	-
Special Projects	364,968	219,355	32	1,071	144,510	61,061	59,999	(2)	67	997

a/ Approved materiel programs financed with direct citation funds other than offshore procurement. Includes materiel formerly designated as Direct Forces Support.

Source: Statistics and Reports Division, Directorate of Data Systems and Statistics, Comptroller of the Air Force.

[REDACTED]

**TABLE 98 - MUTUAL SECURITY SALES - CASES APPROVED AND DELIVERIES, FY 1950 THROUGH FY 1961 AND
DELIVERIES BY QUARTER - FY 1961**

(Figures are in thousands of dollars; the figures in parentheses denote negative amounts).

CATEGORY	CUMULATIVE FY 1950 THROUGH FY 1961		FY 1961 DELIVERIES BY QUARTER				
	Cases Approved	Deliveries a/	Total	First	Second	Third	Fourth
<u>MUTUAL SECURITY MILITARY SALES - TOTAL</u>	<u>\$ 962,092</u>	<u>\$ 694,432</u>	<u>\$ 94,372</u>	<u>\$ 14,996</u>	<u>\$ 35,675</u>	<u>\$ 30,750</u>	<u>\$ 12,951</u>
<u>MATERIEL - TOTAL</u>	<u>855,931</u>	<u>616,433</u>	<u>77,006</u>	<u>10,601</u>	<u>31,469</u>	<u>26,975</u>	<u>7,961</u>
Aircraft, Components, and Spare Parts . .	708,541	528,924	67,676	8,278	28,945	24,472	5,981
Vehicles	3,620	3,153	75	12	50	-	13
Weapons	18,300	1,634	1,079	-	-	537	542
Ammunition	20,055	15,016	160	78	30	-	52
Guided Missiles	3,504	2,508	534	33	7	94	400
Electronics and Communications Equipment.	55,797	25,181	2,088	243	971	782	92
Training Equipment	8,932	7,733	489	177	47	220	45
Shop and Utilities Equipment	2,519	2,280	118	9	60	32	17
Photographic Equipment	1,217	1,211	(70)	(42)	-	1	(29)
Petroleum, Oil and Lubricants (POL) . . .	2,768	2,639	407	-	103	42	262
Organization, Base, and Maintenance Equipment	7,150	5,837	(223)	81	23	52	(379)
Other Materiel, including Miscellaneous .	23,528	20,317	4,673	1,732	1,233	743	965
<u>TRAINING AND SERVICES - TOTAL</u>	<u>106,161</u>	<u>77,999</u>	<u>17,366</u>	<u>4,395</u>	<u>4,206</u>	<u>3,775</u>	<u>4,990</u>
Training	51,277	37,589	12,257	2,503	3,501	2,996	3,257
Services and Accessorial Charges	54,884	40,410	5,109	1,892	705	779	1,733

a/ Cumulative FY 1950-1961 Delivery Data have been adjusted to eliminate deliveries of materiel and services which were erroneously reported as Mutual Security Military Sales in Table 105, FY 1960 and previous Statistical Digests.

Source: Statistics and Reports Division, Directorate of Data Systems and Statistics, Comptroller of the Air Force.

[REDACTED]

TABLE 99 - MILITARY ASSISTANCE PROGRAM (MAP) SUPPORTED AIRCRAFT BY STATUS, BY TYPE, MODEL, AND SERIES AIRCRAFT, WORLD-WIDE, AT END OF QUARTER - FY 1961

TYPE, MODEL, AND SERIES OF AIRCRAFT	30 September 1960			31 December 1960			31 March 1961			30 June 1961		
	Total	Ac- tive	In- Active	Total	Ac- tive	In- Active	Total	Ac- tive	In- Active	Total	Ac- tive	In- Active
<u>INVENTORY - TOTAL</u> . . .	<u>4,474</u>	<u>4,424</u>	<u>50</u>	<u>4,512</u>	<u>4,442</u>	<u>70</u>	<u>3,628</u>	<u>3,582</u>	<u>46</u>	<u>3,651</u>	<u>3,598</u>	<u>53</u>
<u>BOMBER - TOTAL</u>	<u>100</u>	<u>100</u>	-	<u>111</u>	<u>111</u>	-	<u>110</u>	<u>110</u>	-	<u>121</u>	<u>121</u>	-
AD-6	6	6	-	13	13	-	13	13	-	25	25	-
B-26	61	61	-	63	63	-	62	62	-	61	61	-
B-57	20	20	-	22	22	-	22	22	-	22	22	-
P2V5	13	13	-	13	13	-	13	13	-	13	13	-
<u>FIGHTER - TOTAL</u>	<u>2,456</u>	<u>2,422</u>	<u>34</u>	<u>2,487</u>	<u>2,429</u>	<u>58</u>	<u>1,934</u>	<u>1,900</u>	<u>34</u>	<u>1,941</u>	<u>1,897</u>	<u>44</u>
F-8F	34	34	-	32	12	20	-	-	-	-	-	-
F-80C	102	102	-	100	100	-	100	100	-	99	99	-
F-84F	520	505	15	508	508	-	192	162	30	189	189	-
F-84G	215	213	2	206	204	2	205	203	2	188	182	6
F-86D	54	53	1	82	81	1	94	93	1	92	91	1
F-86E	298	297	1	291	290	1	141	140	1	133	116	17
F-86F	969	954	15	995	961	34	980	980	-	985	965	20
F-86K	109	109	-	109	109	-	52	52	-	52	52	-
F-100A	79	79	-	78	78	-	78	78	-	77	77	-
F-100D	48	48	-	47	47	-	47	47	-	77	77	-
F-100F	19	19	-	19	19	-	19	19	-	24	24	-
F-104A	7	7	-	16	16	-	22	22	-	22	22	-
F-104B	2	2	-	4	4	-	4	4	-	3	3	-
<u>RECONNAISSANCE - TOTAL</u>	<u>293</u>	<u>290</u>	<u>3</u>	<u>285</u>	<u>285</u>	-	<u>133</u>	<u>133</u>	-	<u>130</u>	<u>130</u>	-
RB-57D	1	1	-	1	1	-	1	1	-	1	1	-
RF-84F	227	226	1	225	225	-	90	90	-	88	88	-
RF-86F	12	10	2	11	11	-	11	11	-	11	11	-
RF-100A	4	4	-	4	4	-	4	4	-	4	4	-
RF-101A	4	4	-	4	4	-	4	4	-	4	4	-
RLT-6G	1	1	-	1	1	-	1	1	-	1	1	-
RT-33A	44	44	-	43	43	-	26	26	-	25	25	-
<u>SEARCH AND RESCUE - TOTAL</u>	<u>23</u>	<u>23</u>	-	<u>23</u>	<u>23</u>	-	<u>21</u>	<u>21</u>	-	<u>25</u>	<u>25</u>	-
SA-16A	23	23	-	23	23	-	17	17	-	17	17	-
S2F-1	-	-	-	-	-	-	4	4	-	8	8	-
<u>CARGO - TOTAL</u>	<u>470</u>	<u>468</u>	<u>2</u>	<u>474</u>	<u>472</u>	<u>2</u>	<u>435</u>	<u>433</u>	<u>2</u>	<u>434</u>	<u>433</u>	<u>1</u>
C-46	105	105	-	105	105	-	105	105	-	104	104	-
C-47	281	279	2	286	284	2	286	284	2	286	285	1
C-54	20	20	-	19	19	-	20	20	-	20	20	-
C-119	64	64	-	64	64	-	24	24	-	24	24	-
<u>TRAINER - TOTAL</u>	<u>889</u>	<u>878</u>	<u>11</u>	<u>891</u>	<u>884</u>	<u>7</u>	<u>730</u>	<u>723</u>	<u>7</u>	<u>738</u>	<u>731</u>	<u>7</u>
T-6G	317	315	2	311	311	-	266	266	-	267	267	-
T-28A	50	50	-	55	55	-	73	73	-	82	81	1
T-33A	468	468	-	471	470	1	337	336	1	335	332	3
T-34A	54	45	9	54	48	6	54	48	6	54	51	3
<u>COMMUNICATIONS - TOTAL</u>	<u>243</u>	<u>243</u>	-	<u>241</u>	<u>238</u>	<u>3</u>	<u>265</u>	<u>262</u>	<u>3</u>	<u>262</u>	<u>261</u>	<u>1</u>
L-19A	81	81	-	84	81	3	82	79	3	81	81	-
L-20	8	8	-	6	6	-	5	5	-	6	6	-

TABLE 99 - MILITARY ASSISTANCE PROGRAM (MAP) SUPPORTED AIRCRAFT BY STATUS, BY TYPE, MODEL, AND SERIES AIRCRAFT, WORLD-WIDE, AT END OF QUARTER - FY 1961 (CONTINUED)

TYPE, MODEL, AND SERIES OF AIRCRAFT	30 September 1960			31 December 1960			31 March 1961			30 June 1961		
	Total	Ac- tive	In- Active	Total	Ac- tive	In- Active	Total	Ac- tive	In- Active	Total	Ac- tive	In- Active
COMMUNICATIONS (Continued)												
LT-6G	89	89	-	88	88	-	87	87	-	87	87	-
H-19	59	59	-	57	57	-	50	50	-	48	48	-
SS-55	6	6	-	6	6	-	6	6	-	6	5	1
H-34	-	-	-	-	-	-	11	11	-	11	11	-
HSS-1	-	-	-	-	-	-	4	4	-	6	6	-
HUS-1	-	-	-	-	-	-	20	20	-	17	17	-

Source: Statistics and Reports Division, Directorate of Data Systems and Statistics, Comptroller of the Air Force.

TABLE 100 - MILITARY ASSISTANCE PROGRAM (MAP) SUPPORTED AIRCRAFT BY STATUS, BY TYPE, MODEL, AND SERIES AIRCRAFT, WORLD-WIDE, AT END OF QUARTER - FY 1961

COUNTRY AND TYPE, MODEL, AND SERIES OF AIRCRAFT	30 September 1960			31 December 1960			31 March 1961			30 June 1961		
	Total	Active	In- Active	Total	Active	In- Active	Total	Active	In- Active	Total	Active	In- Active
TOTAL	<u>4,474</u>	<u>4,424</u>	<u>50</u>	<u>4,512</u>	<u>4,442</u>	<u>70</u>	<u>3,628</u>	<u>3,582</u>	<u>46</u>	<u>3,651</u>	<u>3,598</u>	<u>53</u>
EUROPE - TOTAL	<u>1,503</u>	<u>1,498</u>	<u>5</u>	<u>1,483</u>	<u>1,481</u>	<u>2</u>	<u>615</u>	<u>602</u>	<u>13</u>	<u>642</u>	<u>640</u>	<u>2</u>
Denmark - Total	<u>33</u>	<u>32</u>	<u>1</u>	<u>30</u>	<u>29</u>	<u>1</u>	<u>19</u>	<u>18</u>	<u>1</u>	<u>53</u>	<u>52</u>	<u>1</u>
F-86D	19	18	1	19	18	1	19	18	1	17	16	1
F-100D	-	-	-	-	-	-	-	-	-	30	30	-
F-100F	-	-	-	-	-	-	-	-	-	6	6	-
C-54D	3	3	-	-	-	-	-	-	-	-	-	-
T-33A	11	11	-	11	11	-	-	-	-	-	-	-
France - Total	<u>420</u>	<u>417</u>	<u>3</u>	<u>413</u>	<u>413</u>	<u>-</u>	<u>-</u>	<u>-</u>	<u>-</u>	<u>-</u>	<u>-</u>	<u>-</u>
F-84F	175	173	2	171	171	-	-	-	-	-	-	-
F-86K	57	57	-	57	57	-	-	-	-	-	-	-
RF-84F	72	71	1	70	70	-	-	-	-	-	-	-
RF-33A	6	6	-	6	6	-	-	-	-	-	-	-
T-6G	33	33	-	33	33	-	-	-	-	-	-	-
T-33A	77	77	-	76	76	-	-	-	-	-	-	-
Italy - Total	<u>468</u>	<u>468</u>	<u>-</u>	<u>460</u>	<u>460</u>	<u>-</u>	<u>-</u>	<u>-</u>	<u>-</u>	<u>-</u>	<u>-</u>	<u>-</u>
F-84F	144	144	-	139	139	-	-	-	-	-	-	-
F-86E	152	152	-	149	149	-	-	-	-	-	-	-
RF-84F	64	64	-	64	64	-	-	-	-	-	-	-
RF-33A	12	12	-	12	12	-	-	-	-	-	-	-
SA-16A	6	6	-	6	6	-	-	-	-	-	-	-
C-119G	40	40	-	40	40	-	-	-	-	-	-	-
T-33A	46	46	-	46	46	-	-	-	-	-	-	-
H-19D	4	4	-	4	4	-	-	-	-	-	-	-

TABLE 100 - MILITARY ASSISTANCE PROGRAM (MAP) SUPPORTED AIRCRAFT BY STATUS, BY TYPE, MODEL, AND SERIES AIRCRAFT, WORLD-WIDE, AT END OF QUARTER - FY 1961 (CONTINUED)

COUNTRY AND TYPE, MODEL, AND SERIES OF AIRCRAFT	30 September 1960			31 December 1960			31 March 1961			30 June 1961		
	Total	Active	In-Active	Total	Active	In-Active	Total	Active	In-Active	Total	Active	In-Active
EUROPE (Continued)												
<u>Norway - Total</u>	<u>185</u>	<u>184</u>	<u>1</u>	<u>185</u>	<u>184</u>	<u>1</u>	<u>202</u>	<u>190</u>	<u>12</u>	<u>200</u>	<u>199</u>	<u>1</u>
F-86F	80	79	1	80	79	1	97	85	12	95	94	1
F-86K	52	52	-	52	52	-	52	52	-	52	52	-
RF-84F	18	18	-	18	18	-	18	18	-	18	18	-
C-47	4	4	-	4	4	-	4	4	-	4	4	-
C-119G	8	8	-	8	8	-	8	8	-	8	8	-
T-33A	19	19	-	19	19	-	19	19	-	19	19	-
H-19D	4	4	-	4	4	-	4	4	-	4	4	-
<u>Spain - Total</u>	<u>397</u>	<u>397</u>	<u>-</u>	<u>395</u>	<u>395</u>	<u>-</u>	<u>394</u>	<u>394</u>	<u>-</u>	<u>389</u>	<u>389</u>	<u>-</u>
F-86F	242	242	-	240	240	-	239	239	-	234	234	-
SA-16A	5	5	-	5	5	-	5	5	-	5	5	-
C-47	22	22	-	22	22	-	22	22	-	22	22	-
C-54D	6	6	-	6	6	-	6	6	-	6	6	-
T-6G	57	57	-	57	57	-	57	57	-	57	57	-
T-33A	45	45	-	45	45	-	45	45	-	45	45	-
T-34A	15	15	-	15	15	-	15	15	-	15	15	-
H-19B	5	5	-	5	5	-	5	5	-	5	5	-
NEAR EAST AND SOUTH ASIA - TOTAL												
<u>ASIA - TOTAL</u>	<u>1,300</u>	<u>1,278</u>	<u>22</u>	<u>1,293</u>	<u>1,286</u>	<u>7</u>	<u>1,293</u>	<u>1,286</u>	<u>7</u>	<u>1,281</u>	<u>1,260</u>	<u>21</u>
<u>Greece - Total</u>	<u>370</u>	<u>355</u>	<u>15</u>	<u>373</u>	<u>373</u>	<u>-</u>	<u>382</u>	<u>382</u>	<u>-</u>	<u>374</u>	<u>358</u>	<u>16</u>
F-84F	110	97	13	109	109	-	107	107	-	105	105	-
F-86D	21	21	-	27	27	-	39	39	-	39	39	-
F-86E	77	77	-	75	75	-	74	74	-	69	53	16
RF-84F	19	19	-	19	19	-	19	19	-	19	19	-
C-47	47	45	2	47	47	-	47	47	-	47	47	-
T-6G	52	52	-	52	52	-	52	52	-	52	52	-
T-33A	41	41	-	41	41	-	41	41	-	40	40	-
H-19D	3	3	-	3	3	-	3	3	-	3	3	-
<u>Iran - Total</u>	<u>123</u>	<u>123</u>	<u>-</u>	<u>118</u>	<u>118</u>	<u>-</u>	<u>118</u>	<u>118</u>	<u>-</u>	<u>123</u>	<u>121</u>	<u>2</u>
F-84G	31	31	-	26	26	-	26	26	-	11	9	2
F-86F	24	24	-	26	26	-	26	26	-	48	48	-
RLT-6G	1	1	-	1	1	-	1	1	-	1	1	-
RT-33A	14	14	-	13	13	-	13	13	-	13	13	-
C-47	11	11	-	11	11	-	11	11	-	10	10	-
T-33A	9	9	-	9	9	-	9	9	-	8	8	-
LT-6G	33	33	-	32	32	-	32	32	-	32	32	-
<u>Pakistan - Total</u>	<u>187</u>	<u>187</u>	<u>-</u>	<u>192</u>	<u>192</u>	<u>-</u>	<u>190</u>	<u>190</u>	<u>-</u>	<u>189</u>	<u>189</u>	<u>-</u>
B-57	20	20	-	22	22	-	22	22	-	22	22	-
F-86F	100	100	-	103	103	-	101	101	-	101	101	-
RT-33A	6	6	-	6	6	-	6	6	-	6	6	-
SA-16A	4	4	-	4	4	-	4	4	-	4	4	-
T-6G	38	38	-	38	38	-	38	38	-	37	37	-
T-33A	14	14	-	14	14	-	14	14	-	14	14	-
H-19D	5	5	-	5	5	-	5	5	-	5	5	-

TABLE 100 - MILITARY ASSISTANCE PROGRAM (MAP) SUPPORTED AIRCRAFT BY STATUS, BY TYPE, MODEL, AND SERIES AIRCRAFT, WORLD-WIDE, AT END OF QUARTER - FY 1961 (CONTINUED)

COUNTRY AND TYPE, MODEL, AND SERIES OF AIRCRAFT	30 September 1960			31 December 1960			31 March 1961			30 June 1961		
	Total	Active	In-Active	Total	Active	In-Active	Total	Active	In-Active	Total	Active	In-Active
NEAR EAST AND SOUTH ASIA (Continued)												
<u>Saudi Arabia - Total</u>	<u>29</u>	<u>25</u>	<u>4</u>	<u>28</u>	<u>24</u>	<u>4</u>	<u>28</u>	<u>24</u>	<u>4</u>	<u>28</u>	<u>28</u>	-
F-86F	11	11	-	11	11	-	11	11	-	11	11	-
T-28A	5	5	-	5	5	-	5	5	-	5	5	-
T-33A	9	9	-	8	8	-	8	8	-	8	8	-
T-34A	4	-	4	4	-	4	4	-	4	4	-	-
<u>Turkey - Total</u>	<u>591</u>	<u>588</u>	<u>3</u>	<u>582</u>	<u>579</u>	<u>3</u>	<u>575</u>	<u>572</u>	<u>3</u>	<u>567</u>	<u>564</u>	<u>3</u>
F-84F	91	91	-	89	89	-	85	85	-	84	84	-
F-84G	162	160	2	158	156	2	157	155	2	155	153	2
F-86E	69	68	1	67	66	1	67	66	1	64	63	1
F-100D	48	48	-	47	47	-	47	47	-	47	47	-
F-100F	10	10	-	10	10	-	10	10	-	9	9	-
RF-84F	37	37	-	37	37	-	36	36	-	36	36	-
C-47	68	68	-	68	68	-	67	67	-	67	67	-
C-54	2	2	-	2	2	-	2	2	-	2	2	-
T-6G	11	11	-	11	11	-	11	11	-	11	11	-
T-33A	71	71	-	71	71	-	71	71	-	70	70	-
LT-6G	18	18	-	18	18	-	18	18	-	18	18	-
H-19D	4	4	-	4	4	-	4	4	-	4	4	-
<u>AFRICA - TOTAL</u>	<u>21</u>	<u>21</u>	-	<u>21</u>	<u>21</u>	-	<u>21</u>	<u>21</u>	-	<u>31</u>	<u>31</u>	-
<u>Ethiopia - Total</u>	<u>21</u>	<u>21</u>	-	<u>21</u>	<u>21</u>	-	<u>21</u>	<u>21</u>	-	<u>31</u>	<u>31</u>	-
F-86F	11	11	-	11	11	-	11	11	-	11	11	-
C-47	7	7	-	7	7	-	7	7	-	7	7	-
T-28A	-	-	-	-	-	-	-	-	-	10	10	-
T-33A	3	3	-	3	3	-	3	3	-	3	3	-
<u>FAR EAST AND PACIFIC - TOTAL</u>	<u>1,367</u>	<u>1,346</u>	<u>21</u>	<u>1,432</u>	<u>1,371</u>	<u>61</u>	<u>1,407</u>	<u>1,381</u>	<u>26</u>	<u>1,407</u>	<u>1,377</u>	<u>30</u>
<u>Cambodia - Total</u>	<u>27</u>	<u>27</u>	-	<u>27</u>	<u>27</u>	-	<u>26</u>	<u>26</u>	-	<u>27</u>	<u>27</u>	-
C-47	7	7	-	7	7	-	7	7	-	7	7	-
LT-6G	10	10	-	10	10	-	9	9	-	9	9	-
L-19	8	8	-	8	8	-	8	8	-	8	8	-
L-20	2	2	-	2	2	-	2	2	-	3	3	-
<u>Korea - Total</u>	<u>239</u>	<u>237</u>	<u>2</u>	<u>260</u>	<u>259</u>	<u>1</u>	<u>276</u>	<u>275</u>	<u>1</u>	<u>272</u>	<u>269</u>	<u>3</u>
F-86D	-	-	-	18	18	-	18	18	-	18	18	-
F-86F	135	135	-	135	135	-	131	131	-	128	128	-
RF-86F	12	10	2	11	11	-	11	11	-	11	11	-
C-46	18	18	-	18	18	-	18	18	-	17	17	-
T-28A	-	-	-	4	4	-	24	24	-	24	23	1
T-33A	28	28	-	28	27	1	28	27	1	28	26	2
LT-6G	28	28	-	28	28	-	28	28	-	28	28	-
L-19	14	14	-	14	14	-	14	14	-	14	14	-
H-19	4	4	-	4	4	-	4	4	-	4	4	-
<u>Laos - Total</u>	<u>20</u>	<u>20</u>	-	<u>22</u>	<u>18</u>	<u>4</u>	<u>41</u>	<u>37</u>	<u>4</u>	<u>46</u>	<u>46</u>	-
C-47	8	8	-	9	8	1	9	8	1	9	9	-

TABLE 100 - MILITARY ASSISTANCE PROGRAM (MAP) SUPPORTED AIRCRAFT BY STATUS, BY TYPE, MODEL, AND SERIES AIRCRAFT, WORLD-WIDE, AT END OF QUARTER - FY 1961 (CONTINUED)

COUNTRY AND TYPE, MODEL, AND SERIES OF AIRCRAFT	30 September 1960			31 December 1960			31 March 1961			30 June 1961		
	Total	Active	In-Active	Total	Active	In-Active	Total	Active	In-Active	Total	Active	In-Active
FAR EAST AND PACIFIC (Continued)												
Laos (Continued)												
T-6	-	-	-	-	-	-	-	-	-	9	9	-
L-19	6	6	-	9	6	3	9	6	3	8	8	-
L-20	6	6	-	4	4	-	3	3	-	3	3	-
HUS-1	-	-	-	-	-	-	20	20	-	17	17	-
Philippines - Total	142	137	5	140	137	3	137	134	3	136	131	5
F-86F	53	53	-	51	51	-	50	50	-	49	48	1
RT-33A	3	3	-	3	3	-	3	3	-	2	2	-
SA-16A	3	3	-	3	3	-	3	3	-	3	3	-
C-47	15	15	-	15	14	1	15	14	1	15	14	1
T-28A	22	22	-	22	22	-	20	20	-	20	20	-
T-33A	7	7	-	7	7	-	7	7	-	8	8	-
T-34A	35	30	5	35	33	2	35	33	2	35	32	3
H-19A	4	4	-	4	4	-	4	4	-	4	4	-
Republic of China - Total	647	633	14	667	634	33	648	630	18	637	618	19
F-86D	14	14	-	18	18	-	18	18	-	18	18	-
F-86F	299	285	14	304	271	33	280	262	18	274	256	18
F-100A	79	79	-	78	78	-	78	78	-	77	77	-
F-100F	9	9	-	9	9	-	9	9	-	9	9	-
F-104A	7	7	-	16	16	-	22	22	-	22	22	-
F-104B	2	2	-	4	4	-	4	4	-	3	3	-
RF-57D	1	1	-	1	1	-	1	1	-	1	1	-
RF-84F	17	17	-	17	17	-	17	17	-	15	15	-
RF-100A	4	4	-	-	-	-	-	-	-	-	-	-
RF-101A	4	4	-	4	4	-	4	4	-	4	4	-
SA-16A	5	5	-	5	5	-	5	5	-	5	5	-
C-46	87	87	-	87	87	-	87	87	-	87	87	-
C-47	25	25	-	25	25	-	24	24	-	24	24	-
C-54	1	1	-	1	1	-	1	1	-	1	1	-
C-119	16	16	-	16	16	-	16	16	-	16	16	-
T-28A	23	23	-	24	24	-	24	24	-	23	23	-
T-33A	48	48	-	52	52	-	52	52	-	52	51	1
H-19B	6	6	-	6	6	-	6	6	-	6	6	-
Thailand - Total	158	158	-	177	157	20	144	144	-	143	140	3
F-8F	24	24	-	23	23	-	-	-	-	-	-	-
F-84G	22	22	-	22	22	-	22	22	-	22	20	2
F-86F	-	-	-	20	-	20	20	20	-	20	20	-
RT-33A	3	3	-	4	4	-	4	4	-	4	4	-
C-47	21	21	-	21	21	-	21	21	-	21	21	-
T-6G	74	74	-	73	73	-	63	63	-	62	62	-
T-33A	6	6	-	6	6	-	6	6	-	6	6	-
H-19D	2	2	-	2	2	-	2	2	-	2	2	-
SS-55	6	6	-	6	6	-	6	6	-	6	5	1
Vietnam - Total	134	134	-	139	139	-	135	135	-	146	146	-
AD-6	6	6	-	13	13	-	13	13	-	25	25	-
F-8F	10	10	-	9	9	-	-	-	-	-	-	-

TABLE 100 - MILITARY ASSISTANCE PROGRAM (MAP) SUPPORTED AIRCRAFT BY STATUS, BY TYPE, MODEL, AND SERIES AIRCRAFT, WORLD-WIDE, AT END OF QUARTER - FY 1961 (CONTINUED)

COUNTRY AND TYPE, MODEL, AND SERIES OF AIRCRAFT	30 September 1960			31 December 1960			31 March 1961			30 June 1961		
	Total	Active	In-Active	Total	Active	In-Active	Total	Active	In-Active	Total	Active	In-Active
FAR EAST AND PACIFIC (Continued)												
Vietnam (Continued)												
C-47	34	34	-	34	34	-	34	34	-	35	35	-
T-6G	17	17	-	17	17	-	16	16	-	16	16	-
L-19	53	53	-	53	53	-	51	51	-	51	51	-
H-19A	14	14	-	13	13	-	10	10	-	8	8	-
H-34	-	-	-	-	-	-	11	11	-	11	11	-
WESTERN HEMISPHERE -												
TOTAL	283	281	2	283	283	-	292	292	-	290	290	-
Brazil - Total	63	63	-	64	64	-	73	73	-	79	79	-
P2V5	13	13	-	13	13	-	13	13	-	13	13	-
F-80C	30	30	-	30	30	-	30	30	-	30	30	-
S2F-1	-	-	-	-	-	-	4	4	-	8	8	-
C-54	8	8	-	10	10	-	11	11	-	11	11	-
T-33A	8	8	-	8	8	-	8	8	-	8	8	-
H-19D	4	4	-	3	3	-	3	3	-	3	3	-
H-SS-1	-	-	-	-	-	-	4	4	-	6	6	-
Chile - Total	80	78	2	76	76	-	78	78	-	73	73	-
B-26	33	33	-	33	33	-	33	33	-	32	32	-
F-80C	17	17	-	16	16	-	16	16	-	16	16	-
C-47	8	8	-	10	10	-	12	12	-	12	12	-
T-6G	19	17	2	14	14	-	14	14	-	10	10	-
T-33A	3	3	-	3	3	-	3	3	-	3	3	-
Columbia - Total	30	30	-	29	29	-	29	29	-	28	28	-
B-26	12	12	-	12	12	-	12	12	-	12	12	-
F-80C	11	11	-	10	10	-	10	10	-	9	9	-
T-33A	7	7	-	7	7	-	7	7	-	7	7	-
Ecuador - Total	24	24	-	24	24	-	23	23	-	22	22	-
F-80C	14	14	-	14	14	-	14	14	-	14	14	-
T-6G	7	7	-	7	7	-	6	6	-	5	5	-
T-33A	3	3	-	3	3	-	3	3	-	3	3	-
Peru - Total	55	55	-	57	57	-	56	56	-	56	56	-
B-26	16	16	-	18	18	-	17	17	-	17	17	-
F-80C	16	16	-	16	16	-	16	16	-	16	16	-
F-86F	14	14	-	14	14	-	14	14	-	14	14	-
T-33A	9	9	-	9	9	-	9	9	-	9	9	-
Uruguay - Total	31	31	-	33	33	-	33	33	-	32	32	-
F-80C	14	14	-	14	14	-	14	14	-	14	14	-
C-47	4	4	-	6	6	-	6	6	-	6	6	-
T-6G	9	9	-	9	9	-	9	9	-	8	8	-
T-33A	4	4	-	4	4	-	4	4	-	4	4	-

Source: Statistics and Reports Division, Directorate of Data Systems and Statistics, Comptroller of the Air Force.

TABLE 101 - MILITARY ASSISTANCE PROGRAM (MAP) AIRCRAFT ATTRITION BY TYPE, MODEL, AND SERIES OF AIRCRAFT - FY 1961

TYPE, MODEL, AND SERIES OF AIRCRAFT	TOTAL	OPERATIONAL	NON- OPERATIONAL
<u>TOTAL</u>	<u>276</u>	<u>151</u>	<u>125</u>
<u>BOMBER - TOTAL</u>	<u>3</u>	-	<u>3</u>
B-26	3	-	3
<u>FIGHTER - TOTAL</u>	<u>220</u>	<u>114</u>	<u>106</u>
F-8F	21	-	21
F-80C	7	7	-
F-84F	24	24	-
F-84G	75	12	63
F-86D	2	2	-
F-86E	19	18	1
F-86F	65	44	21
F-100A	1	1	-
F-100D	2	2	-
F-100F	3	3	-
F-104B	1	1	-
<u>RECONNAISSANCE - TOTAL</u>	<u>12</u>	<u>8</u>	<u>4</u>
RF-84F	6	6	-
RF-86F	1	1	-
RF-100A	4	-	4
RT-33A	1	1	-
<u>SEARCH AND RESCUE - TOTAL</u>	<u>2</u>	-	<u>2</u>
SA-16A	2	-	2
<u>CARGO - TOTAL</u>	<u>5</u>	<u>5</u>	-
C-46	1	1	-
C-47	3	3	-
C-54	1	1	-
<u>TRAINER - TOTAL</u>	<u>20</u>	<u>15</u>	<u>5</u>
T-6G	9	4	5
T-28A	3	3	-
T-33A	8	8	-
<u>COMMUNICATIONS - TOTAL</u>	<u>14</u>	<u>9</u>	<u>5</u>
L-19	3	3	-
L-20	1	1	-
LT-6G	3	3	-
H-19	7	2	5

Source: Statistics and Reports Division, Directorate of Data Systems and Statistics, Comptroller of the Air Force.

TABLE 102 - MILITARY ASSISTANCE PROGRAM (MAP) AIRCRAFT HOURS FLOWN BY TYPE, MODEL AND SERIES OF AIRCRAFT, WORLD-WIDE, BY QUARTER - FY 1961

COUNTRY AND TYPE, MODEL, AND SERIES OF AIRCRAFT	TOTAL	FIRST QUARTER	SECOND QUARTER	THIRD QUARTER	FOURTH QUARTER
<u>HOURS - TOTAL</u>	<u>893,901</u>	<u>241,780</u>	<u>240,419</u>	<u>191,261</u>	<u>220,441</u>
<u>BOMBER - TOTAL</u>	<u>16,767</u>	<u>3,556</u>	<u>5,046</u>	<u>3,728</u>	<u>4,437</u>
AD-6	2,276	168	428	789	891
B-26	8,319	2,350	2,916	1,304	1,749
B-57	4,701	926	1,137	1,295	1,343
P2V5	1,471	112	565	340	454
<u>FIGHTER - TOTAL</u>	<u>405,363</u>	<u>112,455</u>	<u>108,110</u>	<u>84,558</u>	<u>100,240</u>
F-8F	1,755	751	836	-	168
F-80C	8,778	3,038	2,257	1,217	2,266
F-84F	56,835	20,612	18,428	9,090	8,705
F-84G	41,627	12,888	11,302	6,965	10,472
F-86D	11,427	1,409	3,080	3,090	3,848
F-86E	42,553	18,828	11,614	4,414	7,697
F-86F	198,090	45,812	50,646	50,062	51,570
F-86K	13,467	3,663	3,739	2,404	3,661
F-100A	15,303	1,902	3,405	4,992	5,004
F-100D	9,621	2,583	1,787	1,017	4,234
F-100F	4,705	897	780	823	2,205
F-104A	977	32	173	407	365
F-104B	225	40	63	77	45
<u>RECONNAISSANCE - TOTAL</u>	<u>39,316</u>	<u>12,998</u>	<u>12,049</u>	<u>6,764</u>	<u>7,505</u>
RB-57D	133	53	43	19	18
RF-84F	30,395	10,555	9,252	4,792	5,796
RF-86F	2,521	550	595	676	700
RF-100A	140	88	52	-	-
RF-101A	890	218	311	221	140
RLT-6G	114	73	41	-	-
RT-33A	5,123	1,461	1,755	1,056	851
<u>SEARCH AND RESCUE - TOTAL</u>	<u>7,381</u>	<u>1,919</u>	<u>1,653</u>	<u>1,253</u>	<u>2,556</u>
SA-16A	5,988	1,919	1,653	1,253	1,163
S2F-1	1,393	-	-	-	1,393
<u>CARGO - TOTAL</u>	<u>147,186</u>	<u>39,959</u>	<u>38,043</u>	<u>33,358</u>	<u>35,826</u>
C-46	30,969	7,875	7,740	8,699	6,655
C-47	92,479	23,235	22,903	21,475	24,866
C-54	9,477	3,259	2,405	1,376	2,437
C-119G	14,261	5,590	4,995	1,808	1,868
<u>TRAINER - TOTAL</u>	<u>212,654</u>	<u>56,518</u>	<u>60,090</u>	<u>46,814</u>	<u>49,232</u>
T-6G	68,041	17,434	20,418	14,455	15,734
T-28A	18,321	3,064	4,735	5,718	4,804
T-33A	110,483	33,982	31,443	21,358	23,700
T-34A	15,809	2,038	3,494	5,283	4,994
<u>COMMUNICATIONS - TOTAL</u>	<u>65,234</u>	<u>14,375</u>	<u>15,428</u>	<u>14,786</u>	<u>20,645</u>
L-19A	22,468	5,418	5,906	5,849	5,295
L-20	1,230	320	251	259	400
LT-6G	22,942	5,436	6,527	4,912	6,067
H-19	10,297	3,026	2,462	2,588	2,221
SS-55	757	175	282	132	168
H-34	711	-	-	126	585
HSS-11	780	-	-	-	780
HUS-1	6,049	-	-	920	5,129

Source: Statistics and Reports Division, Directorate of Data Systems and Statistics, Comptroller of the Air Force.

TABLE 103 - MILITARY ASSISTANCE PROGRAM (MAP) AIRCRAFT HOURS FLOWN BY TYPE, MODEL, AND SERIES OF AIRCRAFT, BY COUNTRY, WORLD-WIDE, BY QUARTER - FY 1961

COUNTRY AND TYPE, MODEL AND SERIES OF AIRCRAFT	TOTAL	FIRST QUARTER	SECOND QUARTER	THIRD QUARTER	FOURTH QUARTER
<u>TOTAL</u>	<u>893,901</u>	<u>241,780</u>	<u>240,419</u>	<u>191,261</u>	<u>220,441</u>
<u>EUROPE - TOTAL</u>	<u>205,020</u>	<u>74,918</u>	<u>64,629</u>	<u>30,119</u>	<u>35,354</u>
<u>Denmark - Total</u>	<u>9,347</u>	<u>2,357</u>	<u>1,780</u>	<u>774</u>	<u>4,136</u>
F-86D	3,920	1,023	957	774	1,166
F-100D	2,084	-	-	-	2,084
F-100F	886	-	-	-	886
C-54D	448	448	-	-	-
T-33A	1,709	886	823	-	-
<u>France - Total</u>	<u>22,570</u>	<u>9,969</u>	<u>12,601</u>	-	-
F-84F	8,792	3,740	5,052	-	-
F-86K	2,995	1,195	1,800	-	-
RF-84F	2,852	1,209	1,643	-	-
RT-33A	368	112	256	-	-
T-6G	2,460	1,652	808	-	-
T-33A	5,103	2,061	3,042	-	-
<u>Italy - Total</u>	<u>52,708</u>	<u>31,595</u>	<u>21,113</u>	-	-
F-84F	11,722	7,348	4,374	-	-
F-86B	13,776	8,584	5,192	-	-
RF-84F	6,412	4,193	2,219	-	-
RT-33A	1,273	699	574	-	-
SA-16A	893	469	424	-	-
C-119G	6,884	3,757	3,127	-	-
T-33A	11,557	6,418	5,139	-	-
H-19D	191	127	64	-	-
<u>Norway - Total</u>	<u>51,029</u>	<u>14,334</u>	<u>11,769</u>	<u>11,737</u>	<u>13,189</u>
F-86F	22,986	6,700	5,751	5,215	5,320
F-86K	10,472	2,468	1,939	2,404	3,661
RF-84F	4,449	1,216	1,039	1,114	1,080
C-47	1,718	569	386	382	381
C-119G	3,249	1,009	866	543	831
T-33A	6,947	2,055	1,598	1,702	1,592
H-19D	1,208	317	190	377	324
<u>Portugal - Total</u>	<u>626</u>	<u>626</u>	-	-	-
F-86F	211	211	-	-	-
C-54	415	415	-	-	-
<u>Spain - Total</u>	<u>69,040</u>	<u>16,037</u>	<u>17,366</u>	<u>17,608</u>	<u>18,029</u>
F-86F	35,281	9,601	8,464	8,707	8,509
SA-16A	1,142	520	197	215	210
C-47	5,990	1,497	1,322	1,560	1,611
C-54	1,418	328	267	392	431
T-6G	13,228	2,116	4,516	3,613	2,983
T-33A	5,643	1,127	1,200	1,412	1,904
T-34A	5,605	602	1,225	1,561	2,217
H-19B	733	246	175	148	164

TABLE 103 - MILITARY ASSISTANCE PROGRAM (MAP) AIRCRAFT HOURS FLOWN BY TYPE, MODEL, AND SERIES OF AIRCRAFT, BY COUNTRY, WORLD-WIDE, BY QUARTER - FY 1961 (CONTINUED)

COUNTRY AND TYPE, MODEL AND SERIES OF AIRCRAFT	TOTAL	FIRST QUARTER	SECOND QUARTER	THIRD QUARTER	FOURTH QUARTER
<u>NEAR EAST AND SOUTH ASIA - TOTAL</u>	<u>269,298</u>	<u>75,034</u>	<u>67,676</u>	<u>55,215</u>	<u>71,373</u>
<u>Greece - Total</u>	<u>88,577</u>	<u>25,616</u>	<u>22,544</u>	<u>19,562</u>	<u>20,855</u>
F-84F	21,825	7,252	5,327	4,859	4,387
F-86D	3,163	234	985	992	952
F-86E	15,108	5,421	3,914	3,000	2,773
RF-84F	5,404	1,636	1,245	1,259	1,264
C-47	12,205	3,475	2,720	2,684	3,326
T-6G	12,914	2,623	3,947	2,408	3,936
T-33A	17,346	4,883	4,265	4,142	4,056
H-19D	612	92	141	218	161
<u>Iran - Total</u>	<u>16,499</u>	<u>4,519</u>	<u>4,157</u>	<u>3,606</u>	<u>4,217</u>
F-84G	2,981	763	774	684	760
F-86F	2,075	466	534	477	598
RLT-6G	114	73	41	-	-
RT-33A	1,378	426	292	360	300
C-47	4,205	1,190	1,044	991	980
T-33A	1,236	291	167	343	435
LT-6G	4,510	1,310	1,305	751	1,144
<u>Pakistan - Total</u>	<u>36,425</u>	<u>7,656</u>	<u>9,337</u>	<u>9,663</u>	<u>9,769</u>
B-57	4,701	926	1,137	1,295	1,343
F-86F	16,465	3,517	3,929	4,536	4,483
RT-33A	935	139	278	266	252
SA-16A	639	188	217	141	93
T-6G	9,915	1,893	2,993	2,427	2,602
T-33A	3,002	652	637	837	876
H-19D	768	341	146	161	120
<u>Saudi Arabia - Total</u>	<u>5,380</u>	<u>1,642</u>	<u>1,321</u>	<u>1,271</u>	<u>1,146</u>
F-86F	1,809	385	471	455	498
T-28A	859	325	137	360	37
T-33A	2,533	919	692	443	479
T-34A	179	13	21	13	132
<u>Turkey - Total</u>	<u>122,417</u>	<u>35,601</u>	<u>30,317</u>	<u>21,113</u>	<u>35,386</u>
F-84F	14,496	2,272	3,675	4,231	4,318
F-84G	35,117	11,240	9,654	5,207	9,016
F-86E	13,669	4,823	2,508	1,414	4,924
F-100D	7,537	2,583	1,787	1,017	2,150
F-100F	2,111	515	366	370	860
RF-84F	7,933	1,676	2,085	1,615	2,557
C-47	14,398	4,587	3,743	2,252	3,816
C-54D	680	175	70	176	259
T-6G	2,061	180	176	451	1,254
T-33A	17,499	5,646	4,332	3,490	4,031
H-19	591	108	165	148	170
LT-6G	6,325	1,796	1,756	742	2,031
<u>AFRICA - TOTAL</u>	<u>3,994</u>	<u>888</u>	<u>1,048</u>	<u>822</u>	<u>1,236</u>
<u>Ethiopia - Total</u>	<u>3,994</u>	<u>888</u>	<u>1,048</u>	<u>822</u>	<u>1,236</u>
F-86F	1,068	113	369	237	349
C-47	2,429	679	551	490	709

TABLE 103 - MILITARY ASSISTANCE PROGRAM (MAP) AIRCRAFT HOURS FLOWN BY TYPE, MODEL, AND SERIES OF AIRCRAFT, BY COUNTRY, WORLD-WIDE, BY QUARTER - FY 1961 (CONTINUED)

COUNTRY AND TYPE, MODEL AND SERIES OF AIRCRAFT	TOTAL	FIRST QUARTER	SECOND QUARTER	THIRD QUARTER	FOURTH QUARTER
AFRICA (Continued)					
Ethiopia (Continued)					
T-33A	463	96	128	95	144
T-28A	34	-	-	-	34
FAR EAST AND PACIFIC - TOTAL	366,332	77,100	93,272	97,092	98,868
Cambodia - Total	6,046	1,330	1,672	1,454	1,590
C-47	2,158	364	501	646	647
LT-6G	2,504	626	786	609	483
L-19	1,024	221	339	165	299
L-20	360	119	46	34	161
Korea - Total	73,017	14,620	17,900	20,308	20,189
F-86D	1,507	-	266	481	760
F-86F	36,141	7,816	9,150	9,930	9,245
RF-86F	2,521	550	595	676	700
C-46	5,437	1,204	1,250	1,508	1,475
T-28A	2,456	-	42	828	1,586
T-33A	12,566	2,598	3,314	3,189	3,465
LT-6G	9,603	1,704	2,680	2,810	2,409
L-19	1,724	517	343	576	288
H-19	1,062	231	260	310	261
Laos - Total	11,650	1,212	1,225	2,003	7,210
C-47	3,281	831	836	723	891
L-19	759	180	184	135	260
L-20	870	201	205	225	239
T-6	691	-	-	-	691
HUS-1	6,049	-	-	920	5,129
Philippines - Total	34,655	6,956	9,166	10,156	8,377
F-86F	9,342	1,959	2,928	2,000	2,455
SA-16A	482	112	97	170	103
C-47	7,587	1,729	2,016	1,705	2,137
RT-33A	772	64	258	316	134
T-28A	4,800	1,248	1,174	1,780	598
T-33A	1,257	253	342	406	256
H-19A	390	168	103	70	49
T-34A	10,025	1,423	2,248	3,709	2,645
Taiwan - Total	165,602	33,864	43,842	43,923	43,973
F-104A	977	32	173	407	365
F-86D	2,837	152	872	843	970
F-86F	69,864	14,817	18,673	17,752	18,622
F-100A	15,303	1,902	3,405	4,992	5,004
F-100F	1,708	382	414	453	459
F-104B	225	40	63	77	45
RB-57D	133	53	43	19	18
RF-84F	3,345	625	1,021	804	895
RF-100A	140	88	52	-	-
RF-101A	890	218	311	221	140
SA-16A	2,832	630	718	727	757
C-46	25,532	6,671	6,490	7,191	5,180

TABLE 103 - MILITARY ASSISTANCE PROGRAM (MAP) AIRCRAFT HOURS FLOWN BY TYPE, MODEL, AND SERIES OF AIRCRAFT, BY COUNTRY, WORLD-WIDE, BY QUARTER - FY 1961 (CONTINUED)

COUNTRY AND TYPE, MODEL AND SERIES OF AIRCRAFT	TOTAL	FIRST QUARTER	SECOND QUARTER	THIRD QUARTER	FOURTH QUARTER
FAR EAST AND PACIFIC (Continued)					
<u>Taiwan (Continued)</u>					
C-47	8,628	1,823	2,418	2,207	2,180
C-54	295	75	92	57	71
C-119	4,128	824	1,002	1,265	1,037
T-28A	10,172	1,395	3,382	2,750	2,645
T-33A	17,107	3,761	4,346	3,833	5,167
H-19B	1,486	376	367	325	418
<u>Thailand - Total</u>	<u>29,811</u>	<u>8,064</u>	<u>7,998</u>	<u>7,699</u>	<u>6,050</u>
F-8F	1,345	751	594	-	-
F-84G	3,529	885	874	1,074	696
F-86F	1,592	-	-	466	1,126
RT-33A	397	21	97	114	165
C-47	5,445	1,037	1,355	1,682	1,371
T-6G	14,561	4,752	4,220	3,556	2,033
T-33A	1,987	386	535	633	433
H-19A	198	57	41	42	58
S-55	757	175	282	132	168
<u>Vietnam - Total</u>	<u>45,551</u>	<u>11,054</u>	<u>11,469</u>	<u>11,549</u>	<u>11,479</u>
AD-6	2,276	-	428	789	1,059
F-8F	410	168	242	-	-
C-47	18,081	4,834	4,307	4,411	4,529
T-6G	2,807	840	787	600	580
L-19	18,961	4,500	5,040	4,973	4,448
H-19A	2,305	712	665	650	278
H-34	711	-	-	126	585
<u>WESTERN HEMISPHERE - TOTAL</u>	<u>49,257</u>	<u>13,840</u>	<u>13,794</u>	<u>8,013</u>	<u>13,610</u>
<u>Brazil - Total</u>					
S2F-1	1,393	-	-	-	1,393
P2V5	1,471	112	565	340	454
F-80C	2,015	933	334	137	611
C-54	6,221	1,818	1,976	751	1,676
T-33A	1,038	379	61	108	490
H-19D	753	251	145	139	218
HSS-1	780	-	-	-	780
<u>Chile - Total</u>	<u>13,284</u>	<u>3,844</u>	<u>4,048</u>	<u>2,659</u>	<u>2,733</u>
B-26	4,394	1,331	1,438	615	1,010
F-80C	1,156	198	541	158	259
C-47	4,108	969	1,140	1,262	737
T-6G	3,075	1,227	828	518	502
T-33A	551	119	101	106	225
<u>Columbia - Total</u>	<u>4,013</u>	<u>1,074</u>	<u>1,416</u>	<u>617</u>	<u>906</u>
B-26	1,549	380	615	266	288
F-80C	1,537	436	519	278	304
T-33A	927	258	282	73	314
<u>Ecuador - Total</u>	<u>3,205</u>	<u>935</u>	<u>724</u>	<u>592</u>	<u>954</u>
F-80C	1,395	417	266	190	522
T-6G	1,235	444	376	60	355
T-33A	575	74	82	342	77
<u>Peru - Total</u>	<u>7,029</u>	<u>2,137</u>	<u>1,991</u>	<u>1,225</u>	<u>1,676</u>
B-26	2,376	639	863	423	451
F-80C	2,072	776	405	343	548
F-86F	1,256	227	377	287	365
T-33A	1,325	495	346	172	312
<u>Uruguay - Total</u>	<u>8,055</u>	<u>2,357</u>	<u>2,534</u>	<u>1,445</u>	<u>1,719</u>
F-80C	603	278	192	111	22
C-47	2,246	330	564	480	872
T-6G	5,094	1,707	1,767	822	798
T-33A	112	42	11	32	27

Source: Statistics and Reports Division, Directorate of Data Systems and Statistics, Comptroller of the Air Force.

TABLE 104 - MILITARY ASSISTANCE PROGRAM (MAP) GRANT AID AIRCRAFT DELIVERIES BY TYPE, MODEL, AND SERIES OF AIRCRAFT - FY 1950 THROUGH FY 1961 AND BY QUARTER - FY 1961

TYPE, MODEL, AND SERIES OF AIRCRAFT	FY 1950 THROUGH FY 1961	FY 1961				
		Total	First Quarter	Second Quarter	Third Quarter	Fourth Quarter
<u>TOTAL</u>	<u>13,779</u>	<u>471</u>	<u>70</u>	<u>139</u>	<u>142</u>	<u>120</u>
<u>BOMBER - TOTAL</u>	<u>418</u>	<u>33</u>	<u>6</u>	<u>15</u>	<u>6</u>	<u>6</u>
AD6	25	25	-	13	6	6
B-17	5	-	-	-	-	-
B-25	6	-	-	-	-	-
B-26	165	-	-	-	-	-
B-29	84	-	-	-	-	-
B-57	23	8	6	2	-	-
P2V5	52	-	-	-	-	-
PBY5A	20	-	-	-	-	-
P4Y2.	38	-	-	-	-	-
<u>FIGHTER - TOTAL</u>	<u>9,505</u>	<u>300</u>	<u>44</u>	<u>103</u>	<u>72</u>	<u>81</u>
F-8F.	378	-	-	-	-	-
F-47D	330	-	-	-	-	-
F-47N	195	-	-	-	-	-
F-51D	304	-	-	-	-	-
F-80C	113	-	-	-	-	-
F-84E	100	-	-	-	-	-
F-84F	1,504	-	-	-	-	-
F-84G	2,331	-	-	-	-	-
F-86D	274	122	26	50	28	18
F-86E	197	-	-	-	-	-
F-86E (GFP)	233	-	-	-	-	-
F-86F	1,469	101	14	41	20	26
F-86F (Ship Sets)	300	-	-	-	-	-
F-86K	214	-	-	-	-	-
F-86K (Ship Sets)	127	-	-	-	-	-
YF-86K (Proto Type)	2	-	-	-	-	-
CF-100	53	-	-	-	-	-
F-100A	80	-	-	-	-	-
F-100D	167	32	-	-	7	25
F-100F	45	9	2	-	7	-
F-104A	32	32	2	10	10	10
F-104B	6	4	-	2	-	2
Hawker Hunter	531	-	-	-	-	-
Mystere (MD 452)	225	-	-	-	-	-
Ouragan	185	-	-	-	-	-
Vampire 5	35	-	-	-	-	-
Vampire 53	75	-	-	-	-	-
<u>RECONNAISSANCE - TOTAL</u>	<u>594</u>	<u>1</u>	<u>1</u>	-	-	-
RB-26	8	-	-	-	-	-
RB-29	3	-	-	-	-	-
RB-57	4	-	-	-	-	-
RF-51	18	-	-	-	-	-
RF-84F	449	1	1	-	-	-
RF-86F	17	-	-	-	-	-
RF-100A	4	-	-	-	-	-
RF-101A	4	-	-	-	-	-
RT-33A	87	-	-	-	-	-

TABLE 104 - MILITARY ASSISTANCE PROGRAM (MAP) GRANT AID AIRCRAFT DELIVERIES BY TYPE, MODEL, AND SERIES OF AIRCRAFT - FY 1950 THROUGH FY 1961 AND BY QUARTER - FY 1961 (CONTINUED).

TYPE, MODEL, AND SERIES OF AIRCRAFT	FY 1950 THROUGH FY 1961	FY 1961				
		Total	First Quarter	Second Quarter	Third Quarter	Fourth Quarter
<u>SEARCH AND RESCUE - TOTAL</u>	<u>49</u>	<u>11</u>	-	-	<u>5</u>	<u>6</u>
SA-16A	34	-	-	-	-	-
SC-54	4	-	-	-	-	-
S2F-1	11	11	-	-	5	6
<u>CARGO - TOTAL</u>	<u>438</u>	<u>18</u>	<u>2</u>	<u>11</u>	<u>2</u>	<u>3</u>
C-45	7	-	-	-	-	-
C-46D	54	-	-	-	-	-
C-47	252	12	-	8	1	3
C-54	25	6	2	3	1	-
C-119C	3	-	-	-	-	-
C-119F	18	-	-	-	-	-
C-119G	78	-	-	-	-	-
C-121A	1	-	-	-	-	-
<u>TRAINER - TOTAL</u>	<u>2,471</u>	<u>49</u>	<u>4</u>	<u>6</u>	<u>20</u>	<u>19</u>
T-6D	277	-	-	-	-	-
T-6F	48	-	-	-	-	-
T-6G	521	-	-	-	-	-
LT-6G	116	-	-	-	-	-
T-7	28	-	-	-	-	-
T-13	2	-	-	-	-	-
T-28A	88	40	4	6	20	10
T-33A	828	1	-	-	-	1
T-33A (Ships Sets)	210	-	-	-	-	-
T-34A	19	-	-	-	-	-
T-37	8	8	-	-	-	8
Harvard Mark IV	291	-	-	-	-	-
Morance 733	25	-	-	-	-	-
Sipa 12	10	-	-	-	-	-
<u>COMMUNICATIONS - TOTAL</u>	<u>304</u>	<u>59</u>	<u>13</u>	<u>4</u>	<u>37</u>	<u>5</u>
L-4	5	-	-	-	-	-
L-5	9	-	-	-	-	-
L-18C	40	-	-	-	-	-
L-19	95	4	-	2	2	-
L-20	11	-	-	-	-	-
H-19A	8	-	-	-	-	-
H-19B	39	5	3	2	-	-
H-19D	26	-	-	-	-	-
H-21B	10	10	10	-	-	-
H-34A	12	11	-	-	10	1
HSS-1	6	6	-	-	4	2
HUS-1	23	23	-	-	21	2
SH-19A	4	-	-	-	-	-
Dragon Fly	10	-	-	-	-	-
Vertol 44A	6	-	-	-	-	-

Source: Statistics and Reports Division, Directorate of Data Systems and Statistics, Comptroller of the Air Force.

TABLE 105 - MILITARY ASSISTANCE PROGRAM (MAP) GRANT AID AIRCRAFT DELIVERIES TO RECIPIENT COUNTRIES, BY TYPE, MODEL, AND SERIES AIRCRAFT, WORLD-WIDE, FY 1950 THROUGH FY 1961 AND BY QUARTER - FY 1961
(Parentheses denote negative quantities)

COUNTRY AND TYPE, MODEL, AND SERIES OF AIRCRAFT	FY 1950 THROUGH FY 1961	TOTAL	FIRST QUARTER	SECOND QUARTER	THIRD QUARTER	FOURTH QUARTER
<u>TOTAL</u>	<u>13,779</u>	<u>471</u>	<u>70</u>	<u>139</u>	<u>142</u>	<u>120</u>
<u>EUROPE - TOTAL</u>	<u>7,259</u>	<u>61</u>	<u>3</u>	-	<u>34</u>	<u>24</u>
<u>Belgium - Total</u>	<u>478</u>	-	-	-	-	-
F-84E	21	-	-	-	-	-
F-84F	197	-	-	-	-	-
F-84G	77	-	-	-	-	-
RF-84F	24	-	-	-	-	-
CF-100	53	-	-	-	-	-
C-119G	22	-	-	-	-	-
T-6D	16	-	-	-	-	-
T-33A	38	-	-	-	-	-
Harvard Mark IV	30	-	-	-	-	-
<u>Denmark - Total</u>	<u>398</u>	<u>41</u>	<u>3</u>	-	<u>14</u>	<u>24</u>
PBY5A	2	-	-	-	-	-
F-84E	6	-	-	-	-	-
F-84G	240	-	-	-	-	-
F-86D	59	3	3	-	-	-
F-100D	48	31	-	-	7	24
F-100F	10	7	-	-	7	-
RF-84F	11	-	-	-	-	-
C-47	6	-	-	-	-	-
C-54	3	-	-	-	-	-
T-6D	1	-	-	-	-	-
T-33A	12	-	-	-	-	-
<u>Federal Republic of Germany - Total</u>	<u>818</u>	-	-	-	-	-
F-84F	450	-	-	-	-	-
RF-84F	108	-	-	-	-	-
T-33A	132	-	-	-	-	-
Harvard Mark IV	88	-	-	-	-	-
L-18C	40	-	-	-	-	-
<u>France - Total</u>	<u>1,763</u>	-	-	-	-	-
F-84E	46	-	-	-	-	-
F-84F	362	-	-	-	-	-
F-84G	191	-	-	-	-	-
F-86K (Ship Sets)	60	-	-	-	-	-
F-100D	68	-	-	-	-	-
F-100F	12	-	-	-	-	-
RF-84F	83	-	-	-	-	-
RF-33A	6	-	-	-	-	-
C-45	1	-	-	-	-	-
C-47	49	-	-	-	-	-
T-6D	119	-	-	-	-	-
T-6G	62	-	-	-	-	-
T-33A	98	-	-	-	-	-
Harvard Mark IV	51	-	-	-	-	-
Ouragan (450)	185	-	-	-	-	-
Vampire 5	35	-	-	-	-	-
Vampire 53	75	-	-	-	-	-

TABLE 105 - MILITARY ASSISTANCE PROGRAM (MAP) GRANT AID AIRCRAFT DELIVERIES TO RECIPIENT COUNTRIES, BY TYPE, MODEL, AND SERIES AIRCRAFT, WORLD-WIDE, FY 1950 THROUGH FY 1961 AND BY QUARTER - FY 1961 (CONTINUED)

COUNTRY AND TYPE, MODEL, AND SERIES OF AIRCRAFT	FY 1950 THROUGH FY 1961	TOTAL	FIRST QUARTER	SECOND QUARTER	THIRD QUARTER	FOURTH QUARTER
<u>EUROPE (Continued)</u>						
<u>France (Continued)</u>						
Mystere (MD 452)	225	-	-	-	-	-
Morane	25	-	-	-	-	-
Sipa 12	10	-	-	-	-	-
<u>Italy - Total</u>	<u>1,006</u>	-	-	-	-	-
F-47D	75	-	-	-	-	-
F-51D	100	-	-	-	-	-
F-84F	195	-	-	-	-	-
F-84G	77	-	-	-	-	-
F-86E (GFP)	180	-	-	-	-	-
F-86K (Ship Sets)	63	-	-	-	-	-
YF-86K	2	-	-	-	-	-
RF-84F	78	-	-	-	-	-
RT-33A	6	-	-	-	-	-
SA-16A	6	-	-	-	-	-
C-119G	40	-	-	-	-	-
T-6D	20	-	-	-	-	-
T-6G	30	-	-	-	-	-
T-33A	60	-	-	-	-	-
H-19D	4	-	-	-	-	-
Harvard Mark IV	70	-	-	-	-	-
<u>Netherlands - Total</u>	<u>444</u>	-	-	-	-	-
F-84E	21	-	-	-	-	-
F-84F	180	-	-	-	-	-
F-84G	65	-	-	-	-	-
F-86K	65	-	-	-	-	-
RF-84F	24	-	-	-	-	-
RT-33A	3	-	-	-	-	-
C-47	16	-	-	-	-	-
T-7	28	-	-	-	-	-
T-33A	42	-	-	-	-	-
<u>Norway - Total</u>	<u>450</u>	<u>20</u>	-	-	<u>20</u>	-
PBY5A	6	-	-	-	-	-
F-84E	6	-	-	-	-	-
F-84G	200	-	-	-	-	-
F-86F	110	20	-	-	20	-
F-86K	61	-	-	-	-	-
F-86K (Ship Sets)	4	-	-	-	-	-
RF-84F	25	-	-	-	-	-
C-47	4	-	-	-	-	-
C-119F	8	-	-	-	-	-
T-33A	22	-	-	-	-	-
H-19D	4	-	-	-	-	-
<u>Portugal - Total</u>	<u>272</u>	-	-	-	-	-
F-47D	50	-	-	-	-	-
F-84G	115	-	-	-	-	-
F-86F	62	-	-	-	-	-
SA-16A	3	-	-	-	-	-

TABLE 105 - MILITARY ASSISTANCE PROGRAM (MAP) GRANT AID AIRCRAFT DELIVERIES TO RECIPIENT COUNTRIES, BY TYPE, MODEL, AND SERIES AIRCRAFT, WORLD-WIDE, FY 1950 THROUGH FY 1961 AND BY QUARTER - FY 1961 (CONTINUED)

COUNTRY AND TYPE, MODEL, AND SERIES OF AIRCRAFT	FY 1950 THROUGH FY 1961	TOTAL	FIRST QUARTER	SECOND QUARTER	THIRD QUARTER	FOURTH QUARTER
<u>EUROPE (Continued)</u>						
<u>Portugal (Continued)</u>						
SC-54	4	-	-	-	-	-
C-54	2	-	-	-	-	-
T-6G	20	-	-	-	-	-
T-33A	15	-	-	-	-	-
H-19A	1	-	-	-	-	-
<u>Spain - Total</u>	<u>493</u>	-	-	-	-	-
F-86F	270	-	-	-	-	-
SA-16A	7	-	-	-	-	-
C-47	22	-	-	-	-	-
C-54	6	-	-	-	-	-
T-6D	60	-	-	-	-	-
T-6G	60	-	-	-	-	-
T-33A	48	-	-	-	-	-
T-34A	15	-	-	-	-	-
H-19B	5	-	-	-	-	-
<u>United Kingdom - Total</u>	<u>722</u>	-	-	-	-	-
B-29	84	-	-	-	-	-
P2V5	52	-	-	-	-	-
F-86E	60	-	-	-	-	-
F-86E (GFP)	10	-	-	-	-	-
RB-29	3	-	-	-	-	-
Hawker Hunter	513	-	-	-	-	-
<u>Yugoslavia - Total</u>	<u>415</u>	-	-	-	-	-
F-47D	126	-	-	-	-	-
F-84G	169	-	-	-	-	-
F-86E (GFP)	43	-	-	-	-	-
RT-33A	22	-	-	-	-	-
C-47	20	-	-	-	-	-
T-33A	25	-	-	-	-	-
Dragon Fly	10	-	-	-	-	-
<u>NEAR EAST AND SOUTH ASIA - TOTAL</u>	<u>1,674</u>	<u>101</u>	<u>29</u>	<u>17</u>	<u>16</u>	<u>39</u>
<u>Greece - Total</u>	<u>526</u>	<u>22</u>	<u>-</u>	<u>6</u>	<u>16</u>	<u>-</u>
F-84F	120	-	-	-	-	-
F-84G	233	-	-	-	-	-
F-86D	39	22	-	6	16	-
RF-84F	24	-	-	-	-	-
RT-33A	19	-	-	-	-	-
T-6G	57	-	-	-	-	-
T-33A	30	-	-	-	-	-
H-19D	4	-	-	-	-	-
<u>Iran - Total</u>	<u>208</u>	<u>52</u>	<u>20</u>	<u>6</u>	<u>-</u>	<u>26</u>
F-84G	69	-	-	-	-	-
F-86F	52	52	20	6	-	26
C-47	8	-	-	-	-	-

TABLE 105 - MILITARY ASSISTANCE PROGRAM (MAP) GRANT AID AIRCRAFT DELIVERIES TO RECIPIENT COUNTRIES, BY TYPE, MODEL, AND SERIES AIRCRAFT, WORLD-WIDE, FY 1950 THROUGH FY 1961 AND BY QUARTER - FY 1961 (CONTINUED)

COUNTRY AND TYPE, MODEL, AND SERIES OF AIRCRAFT	FY 1950 THROUGH FY 1961	TOTAL	FIRST QUARTER	SECOND QUARTER	THIRD QUARTER	FOURTH QUARTER
<u>NEAR EAST AND SOUTH ASIA -</u>						
<u>(Continued)</u>						
<u>Iran (Continued)</u>						
T-6D	5	-	-	-	-	-
T-13	2	-	-	-	-	-
T-33A	11	-	-	-	-	-
L-4	5	-	-	-	-	-
LT-6G	56	-	-	-	-	-
<u>Iraq - Total</u>	<u>5</u>	-	-	-	-	-
F-86F	5	-	-	-	-	-
<u>Jordan - Total</u>	<u>12</u>	-	-	-	-	-
Hawker Hunter	12	-	-	-	-	-
<u>Lebanon - Total</u>	<u>6</u>	-	-	-	-	-
Hawker Hunter	6	-	-	-	-	-
<u>Pakistan - Total</u>	<u>193</u>	<u>23</u>	<u>6</u>	<u>5</u>	-	<u>12</u>
B-57	23	8	6	2	-	-
F-86F	130	3	-	3	-	-
F-104A	10	10	-	-	-	10
F-104B	2	2	-	-	-	2
T-33A	16	-	-	-	-	-
RT-33A	4	-	-	-	-	-
SA-16A	4	-	-	-	-	-
H-19D	4	-	-	-	-	-
<u>Saudi Arabia - Total</u>	<u>7</u>	<u>7</u>	<u>6</u>	<u>1</u>	-	-
F-86F	2	2	2	-	-	-
T-28A	1	1	1	-	-	-
T-33A	3	3	2	1	-	-
H-34A	1	1	1	-	-	-
<u>Turkey - Total</u>	<u>690</u>	<u>4</u>	<u>3</u>	-	-	<u>1</u>
F-84G	488	-	-	-	-	-
F-100D	51	1	-	-	-	1
F-100F	11	2	2	-	-	-
RF-84F	47	1	1	-	-	-
RT-33A	15	-	-	-	-	-
C-54	2	-	-	-	-	-
T-6G	11	-	-	-	-	-
LT-6G	19	-	-	-	-	-
T-33A	42	-	-	-	-	-
H-19D	4	-	-	-	-	-
<u>Stockpile "SA" - Total</u>	<u>27</u>	<u>(7)</u>	<u>(6)</u>	<u>(1)</u>	-	-
F-86F	11	(2)	(2)	-	-	-
T-28A	5	(1)	(1)	-	-	-
T-33A	7	(3)	(2)	(1)	-	-

TABLE 105 - MILITARY ASSISTANCE PROGRAM (MAP) GRANT AID AIRCRAFT DELIVERIES TO RECIPIENT COUNTRIES, BY TYPE, MODEL, AND SERIES AIRCRAFT, WORLD-WIDE, FY 1950 THROUGH FY 1961 AND BY QUARTER - FY 1961 (CONTINUED)

COUNTRY AND TYPE, MODEL, AND SERIES OF AIRCRAFT	FY 1950 THROUGH FY 1961	TOTAL	FIRST QUARTER	SECOND QUARTER	THIRD QUARTER	FOURTH QUARTER
<u>NEAR EAST AND SOUTH ASIA -</u> (Continued)						
<u>Stockpile "SA" (Continued)</u> .						
T-34A	4	-	-	-	-	-
H-34A	-	(1)	(1)	-	-	-
<u>AFRICA - TOTAL</u>	<u>31</u>	<u>22</u>	<u>8</u>	<u>4</u>	-	<u>10</u>
<u>Ethiopia - Total</u>	<u>31</u>	<u>22</u>	<u>8</u>	<u>4</u>	-	<u>10</u>
F-86F	12	12	8	4	-	-
C-47	5	-	-	-	-	-
C-121	1	-	-	-	-	-
T-28A	10	10	-	-	-	10
T-33A	3	-	-	-	-	-
<u>FAR EAST AND PACIFIC - TOTAL</u> .	<u>3,951</u>	<u>266</u>	<u>42</u>	<u>103</u>	<u>82</u>	<u>39</u>
<u>Burma - Total</u>	<u>6</u>	-	-	-	-	-
Vertol 44A	6	-	-	-	-	-
<u>Cambodia - Total</u>	<u>25</u>	-	-	-	-	-
IT-6G	12	-	-	-	-	-
L-19	10	-	-	-	-	-
C-47	3	-	-	-	-	-
<u>Indo China - Total</u>	<u>245</u>	-	-	-	-	-
B-26	72	-	-	-	-	-
F-8F	101	-	-	-	-	-
RB-26	8	-	-	-	-	-
C-45	6	-	-	-	-	-
C-47	26	-	-	-	-	-
C-119C	3	-	-	-	-	-
H-19A/B	25	-	-	-	-	-
L-20	4	-	-	-	-	-
<u>Japan - Total</u>	<u>1,106</u>	<u>53</u>	<u>30</u>	<u>14</u>	<u>9</u>	-
F-86D	122	43	20	14	9	-
F-86F	180	-	-	-	-	-
F-86F (Ship Sets)	300	-	-	-	-	-
C-46D	36	-	-	-	-	-
T-6D	9	-	-	-	-	-
T-6F	11	-	-	-	-	-
T-6G	160	-	-	-	-	-
T-33A	68	-	-	-	-	-
T-33A (Ship Sets)	210	-	-	-	-	-
H-21B	10	10	10	-	-	-
<u>Korea - Total</u>	<u>433</u>	<u>42</u>	-	<u>19</u>	<u>23</u>	-
F-51D	78	-	-	-	-	-
F-86D	18	18	-	15	3	-
F-86F	167	-	-	-	-	-
RF-86F	10	-	-	-	-	-
C-46D	18	-	-	-	-	-

TABLE 105 - MILITARY ASSISTANCE PROGRAM (MAP) GRANT AID AIRCRAFT DELIVERIES TO RECIPIENT COUNTRIES, BY TYPE, MODEL, AND SERIES AIRCRAFT, WORLD-WIDE, FY 1950 THROUGH FY 1961 AND BY QUARTER - FY 1961 (CONTINUED)

COUNTRY AND TYPE, MODEL, AND SERIES OF AIRCRAFT	FY 1950 THROUGH FY 1961	TOTAL	FIRST QUARTER	SECOND QUARTER	THIRD QUARTER	FOURTH QUARTER
<u>FAR EAST AND PACIFIC (Continued)</u>						
<u>Korea (Continued)</u>						
T-6D	30	-	-	-	-	-
T-6F	7	-	-	-	-	-
T-33A	35	-	-	-	-	-
LT-6G	29	-	-	-	-	-
L-19	15	-	-	-	-	-
H-19D	2	-	-	-	-	-
T-28A	24	24	-	4	20	-
<u>Laos - Total</u>	<u>53</u>	<u>31</u>	-	<u>6</u>	<u>23</u>	<u>2</u>
C-47	13	4	-	4	-	-
L-19	10	4	-	2	2	-
L-20	7	-	-	-	-	-
HUS-1	23	23	-	-	21	2
<u>Philippines - Total</u>	<u>264</u>	<u>19</u>	-	-	-	<u>19</u>
F-86D	18	18	-	-	-	18
F-51D	126	-	-	-	-	-
F-86F	60	-	-	-	-	-
SA-16A	4	-	-	-	-	-
C-47	4	-	-	-	-	-
T-6G	8	-	-	-	-	-
T-28A	22	-	-	-	-	-
T-33A	8	1	-	-	-	1
L-5	9	-	-	-	-	-
H-19A	5	-	-	-	-	-
<u>Republic of China - Total</u>	<u>1,201</u>	<u>48</u>	<u>9</u>	<u>29</u>	<u>10</u>	-
B-25	2	-	-	-	-	-
PBY5A	12	-	-	-	-	-
P4Y2	38	-	-	-	-	-
F-47N	195	-	-	-	-	-
F-84G	246	-	-	-	-	-
F-86D	18	18	3	15	-	-
F-86F	380	-	-	-	-	-
F-100A	80	-	-	-	-	-
F-100F	10	-	-	-	-	-
F-104A	22	22	2	10	10	-
F-104B	4	2	-	2	-	-
RB-57A	4	-	-	-	-	-
RF-51	18	-	-	-	-	-
RF-84F	25	-	-	-	-	-
RF-86F	7	-	-	-	-	-
RF-100A	4	-	-	-	-	-
RF-101	4	-	-	-	-	-
RT-33A	9	-	-	-	-	-
SA-16A	10	-	-	-	-	-
C-119G	16	-	-	-	-	-
T-28A	26	6	4	2	-	-
T-33A	67	-	-	-	-	-
H-19B	4	-	-	-	-	-

TABLE 105 - MILITARY ASSISTANCE PROGRAM (MAP) GRANT AID AIRCRAFT DELIVERIES TO RECIPIENT COUNTRIES, BY TYPE, MODEL, AND SERIES AIRCRAFT, WORLD-WIDE, FY 1950 THROUGH FY 1961 AND BY QUARTER - FY 1961 (CONTINUED)

COUNTRY AND TYPE, MODEL, AND SERIES OF AIRCRAFT	FY 1950 THROUGH FY 1961	TOTAL	FIRST QUARTER	SECOND QUARTER	THIRD QUARTER	FOURTH QUARTER
FAR EAST AND PACIFIC (Continued)						
<u>Thailand - Total</u>	<u>391</u>	<u>28</u>	-	<u>20</u>	-	<u>8</u>
F-8F	207	-	-	-	-	-
F-84G	31	-	-	-	-	-
F-86F	20	20	-	20	-	-
RT-33A	3	-	-	-	-	-
C-47	9	-	-	-	-	-
T-6F	30	-	-	-	-	-
T-6G	75	-	-	-	-	-
T-33A	6	-	-	-	-	-
H-19A	2	-	-	-	-	-
T-37	8	8	-	-	-	8
<u>Vietnam - Total</u>	<u>227</u>	<u>45</u>	<u>3</u>	<u>15</u>	<u>17</u>	<u>10</u>
AD-6	25	25	-	13	6	6
F-8F	70	-	-	-	-	-
C-47	38	4	-	-	1	3
T-6G	18	-	-	-	-	-
L-19	60	-	-	-	-	-
H-19B	5	5	3	2	-	-
H-34A	11	11	-	-	10	1
<u>WESTERN HEMISPHERE - TOTAL</u>	<u>413</u>	<u>35</u>	<u>2</u>	<u>15</u>	<u>10</u>	<u>8</u>
<u>Brazil - Total</u>	<u>100</u>	<u>23</u>	<u>2</u>	<u>3</u>	<u>10</u>	<u>8</u>
S2F-1	11	11	-	-	5	6
B-17	5	-	-	-	-	-
F-47D	25	-	-	-	-	-
F-80C	33	-	-	-	-	-
C-54	12	6	2	3	1	-
T-33A	4	-	-	-	-	-
H-19D	4	-	-	-	-	-
HSS-1	6	6	-	-	4	2
<u>Chile - Total</u>	<u>89</u>	<u>2</u>	-	<u>2</u>	-	-
B-25	38	-	-	-	-	-
F-47D	17	-	-	-	-	-
F-80C	18	-	-	-	-	-
T-6G	10	-	-	-	-	-
T-33A	4	-	-	-	-	-
C-47	2	2	-	2	-	-
<u>Columbia - Total</u>	<u>53</u>	-	-	-	-	-
B-26	19	-	-	-	-	-
F-47D	14	-	-	-	-	-
F-80C	16	-	-	-	-	-
T-33A	4	-	-	-	-	-
<u>Cuba - Total</u>	<u>27</u>	-	-	-	-	-
B-26	18	-	-	-	-	-
C-47	5	-	-	-	-	-
T-33A	4	-	-	-	-	-

TABLE 105 - MILITARY ASSISTANCE PROGRAM (MAP) GRANT AID AIRCRAFT DELIVERIES TO RECIPIENT COUNTRIES, BY TYPE, MODEL, AND SERIES AIRCRAFT, WORLD-WIDE, FY 1950 THROUGH FY 1961 AND BY QUARTER - FY 1961 (CONTINUED)

COUNTRY AND TYPE, MODEL, AND SERIES OF AIRCRAFT	FY 1950 THROUGH FY 1961	TOTAL	FIRST QUARTER	SECOND QUARTER	THIRD QUARTER	FOURTH QUARTER
<u>WESTERN HEMISPHERE (Continued)</u>						
<u>Dominican Republic - Total</u>	<u>4</u>	-	-	-	-	-
T-33A	4	-	-	-	-	-
<u>Ecuador - Total</u>	<u>38</u>	-	-	-	-	-
F-47D	11	-	-	-	-	-
F-80C	16	-	-	-	-	-
T-6D	7	-	-	-	-	-
T-33A	4	-	-	-	-	-
<u>Peru - Total</u>	<u>58</u>	<u>8</u>	-	<u>8</u>	-	-
B-26	18	-	-	-	-	-
F-47D	12	-	-	-	-	-
F-80C	16	-	-	-	-	-
F-86F	8	8	-	8	-	-
T-33A	4	-	-	-	-	-
<u>Uruguay - Total</u>	<u>44</u>	<u>2</u>	-	<u>2</u>	-	-
B-25	4	-	-	-	-	-
F-80C	14	-	-	-	-	-
C-47	2	2	-	-	-	-
T-6D	10	-	-	-	-	-
T-6G	10	-	-	-	-	-
T-33A	4	-	-	-	-	-
<u>MAP PROPERTY OWNED MATERIEL - TOTAL</u>	<u>6</u>	<u>(14)</u>	<u>(14)</u>	-	-	-
F-86F	-	(14)	(14)	-	-	-
F-100F	2	-	-	-	-	-
SH-19	4	-	-	-	-	-
<u>MAP PROPERTY SALES AND DISPOSITION - TOTAL</u>	<u>445</u>	-	-	-	-	-
F-86K	88	-	-	-	-	-
F-84G	130	-	-	-	-	-
F-86E	137	-	-	-	-	-
C-47	20	-	-	-	-	-
C-119	10	-	-	-	-	-
T-33A	8	-	-	-	-	-
Harvard Mark IV	52	-	-	-	-	-

Source: Statistics and Reports Division, Directorate of Data Systems and Statistics, Comptroller of the Air Force.

TABLE 106 - AIRCRAFT DELIVERIES TO ELIGIBLE FOREIGN COUNTRIES UNDER MUTUAL SECURITY
MILITARY SALES - FY 1950 THROUGH FY 1961

TYPE, MODEL, AND SERIES OF AIRCRAFT	FY 1950 THROUGH FY 1961	FY 1951 THROUGH FY 1955	FY 1956	FY 1957	FY 1958	FY 1959	FY 1960	FY 1961
<u>DELIVERIES - TOTAL</u>	<u>1,597</u>	<u>496</u>	<u>376</u>	<u>254</u>	<u>115</u>	<u>a/ 98</u>	<u>187</u>	<u>71</u>
<u>BOMBER - TOTAL</u>	<u>112</u>	<u>11</u>	<u>3</u>	<u>90</u>	<u>8</u>	-	-	-
B-25	5	5	-	-	-	-	-	-
B-26	99	6	3	90	-	-	-	-
P2V5	8	-	-	-	8	-	-	-
<u>FIGHTER - TOTAL</u>	<u>451</u>	<u>186</u>	<u>25</u>	<u>16</u>	<u>88</u>	-	<u>123</u>	<u>13</u>
F-47D	73	73	-	-	-	-	-	-
F-47N	3	3	-	-	-	-	-	-
F-51D	117	110	7	-	-	-	-	-
F-86E	78	-	-	-	-	-	78	-
F-86F	62	-	18	16	-	-	28	-
F-86K	88	-	-	-	88	-	-	-
F-104F	30	-	-	-	-	-	17	13
<u>CARGO - TOTAL</u>	<u>271</u>	<u>59</u>	<u>34</u>	<u>29</u>	<u>18</u>	<u>22</u>	<u>51</u>	<u>58</u>
C-45	20	-	17	3	-	-	-	-
C-46	12	-	-	-	-	-	12	-
C-47	85	3	-	20	-	-	4	58
C-82	12	12	-	-	-	-	-	-
C-119F	45	35	-	-	-	10	-	-
C-119G	61	9	17	-	-	-	35	-
C-123	24	-	-	6	18	-	-	-
C-130	12	-	-	-	-	12	-	-
<u>TRAINER - TOTAL</u>	<u>704</u>	<u>214</u>	<u>311</u>	<u>89</u>	<u>1</u>	<u>76</u>	<u>13</u>	-
T-6D	80	80	-	-	-	-	-	-
T-6G	400	-	311	89	-	-	-	-
T-11	10	10	-	-	-	-	-	-
T-28A	25	-	-	-	-	25	-	-
T-33A	96	36	-	-	-	47	13	-
T-34	4	-	-	-	-	4	-	-
T-35	10	10	-	-	-	-	-	-
TB-17	3	3	-	-	-	-	-	-
TB-25	75	75	-	-	-	-	-	-
TF-51	1	-	-	-	1	-	-	-
<u>COMMUNICATIONS - TOTAL</u>	<u>26</u>	<u>18</u>	<u>3</u>	<u>5</u>	-	-	-	-
L-19A	6	6	-	-	-	-	-	-
H-13G	2	2	-	-	-	-	-	-
H-21A	6	6	-	-	-	-	-	-
H-21B	8	-	3	5	-	-	-	-
H-23A	4	4	-	-	-	-	-	-
<u>MISCELLANEOUS - TOTAL</u>	<u>33</u>	<u>8</u>	-	<u>25</u>	-	-	-	-
RB-17	6	6	-	-	-	-	-	-
SB-17	2	2	-	-	-	-	-	-
VB-17	8	-	-	8	-	-	-	-
SA-16A	17	-	-	17	-	-	-	-

a/ These data include FY 1959 deliveries of T-34 aircraft excluded from Table 130, FY 1959 Statistical Digest.

Source: Statistics and Reports Division, Directorate of Data Systems and Statistics, Comptroller of the Air Force.

TABLE 107 - MILITARY ASSISTANCE PROGRAM (MAP) FORMAL TRAINING ACCOMPLISHMENTS BY TYPE OF TRAINING, BY RECIPIENT COUNTRY, WORLD-WIDE - FY. 1950 THROUGH FY 1961

AREA AND COUNTRY	TOTAL SPACES COMPLETED WORLD-WIDE FY 1950 THROUGH FY 1961	FORMAL TRAINING COMPLETED IN THE CONTINENTAL U. S.							FORMAL TRAINING COMPLETED OVERSEAS				
		Total Spaces CONTL US	Pilot	Other Flying	Aircraft And Aero Equipment Maintenance	Elec-tronics and Com-muni-cations	Miss-ile	Other Train-ing	Total Spaces Over-seas	Flying Other Than Pilot	Aircraft And Aero Equip-ment Mainte-nance	Elec-tronics and Com-muni-cations	Other Train-ing
<u>TOTAL</u>	<u>65,253</u>	<u>41,047</u>	<u>3,807</u>	<u>3,322</u>	<u>7,893</u>	<u>7,013</u>	<u>4,884</u>	<u>14,128</u>	<u>24,206</u>	<u>3,689</u>	<u>5,319</u>	<u>8,009</u>	<u>7,192</u>
<u>AFRICA - TOTAL</u>	<u>231</u>	<u>220</u>	<u>7</u>	<u>20</u>	<u>108</u>	<u>38</u>	-	<u>47</u>	<u>11</u>	-	<u>2</u>	<u>9</u>	-
Ethiopia	231	220	7	20	108	38	-	47	11	-	2	9	-
<u>EUROPE - TOTAL</u>	<u>27,382</u>	<u>20,697</u>	<u>3,062</u>	<u>2,039</u>	<u>3,621</u>	<u>2,549</u>	<u>4,879</u>	<u>4,547</u>	<u>6,685</u>	<u>1,092</u>	<u>2,382</u>	<u>1,793</u>	<u>1,418</u>
Austria	22	22	-	-	-	7	-	15	-	-	-	-	-
Belgium	1,759	1,371	394	210	102	326	-	339	388	70	124	109	85
Denmark	1,803	1,223	327	220	104	280	-	292	580	51	38	404	87
Federal Republic of Germany	794	497	69	3	2	73	-	350	297	11	90	120	76
France	6,253	4,705	1,265	809	1,547	397	-	687	1,548	315	906	81	246
Italy	4,384	3,351	141	187	485	238	1,584	716	1,033	108	349	279	297
NATO	330	330	-	-	-	-	-	330	-	-	-	-	-
Netherlands	2,182	1,239	367	201	122	162	-	387	943	44	347	266	286
Norway	2,749	1,699	304	168	428	280	-	519	1,050	136	434	222	258
Portugal	804	525	27	40	138	184	-	136	279	76	33	143	27
Spain	2,072	1,733	84	95	536	376	-	642	339	215	54	50	20
United Kingdom	3,745	3,643	84	78	33	99	3,295	54	102	43	-	59	-
Yugoslavia	485	359	-	28	124	127	-	80	126	23	7	60	36
<u>NEAR EAST AND SOUTH ASIA - TOTAL</u>	<u>7,017</u>	<u>5,363</u>	<u>192</u>	<u>280</u>	<u>1,594</u>	<u>898</u>	<u>5</u>	<u>2,394</u>	<u>1,654</u>	<u>380</u>	<u>270</u>	<u>458</u>	<u>546</u>
Afghanistan	61	61	5	-	18	4	-	34	-	-	-	-	-
Greece	1,521	1,144	10	56	250	317	-	511	377	45	75	131	126
Iran	1,377	1,188	63	30	441	125	-	529	189	64	16	13	96
Iraq	78	78	6	-	15	15	-	42	-	-	-	-	-
Lebanon	1	1	-	-	-	-	-	1	-	-	-	-	-
Pakistan	1,144	879	23	95	203	135	-	423	265	84	104	48	29
Saudi Arabia	302	241	1	-	147	33	-	60	61	-	-	-	61
Turkey	2,533	1,771	84	99	520	269	5	794	762	187	75	266	234
<u>FAR EAST AND PACIFIC - TOTAL</u>	<u>26,985</u>	<u>12,086</u>	<u>268</u>	<u>694</u>	<u>2,180</u>	<u>3,246</u>	-	<u>5,698</u>	<u>14,898</u>	<u>2,215</u>	<u>2,086</u>	<u>5,650</u>	<u>4,947</u>
Burma	106	101	-	2	22	11	-	66	5	-	5	-	-
Cambodia	53	49	-	4	10	4	-	31	-	-	-	-	-
Indonesia	201	201	-	47	118	24	-	12	-	-	-	-	-
Japan	8,356	1,926	18	151	217	485	-	1,055	6,433	749	1,188	3,450	1,046
Korea	7,720	2,771	63	100	465	717	-	1,426	4,949	672	331	1,532	2,414
Laos	20	7	-	-	-	-	-	7	13	-	-	-	13

Philippines	3,959	2,278	13	116	489	639	-	1,021	1,681	297	295	588	501
Republic of China	2,948	1,941	84	120	259	773	-	705	1,007	487	96	24	400
Thailand	1,687	1,248	10	47	158	331	-	702	439	2	38	6	393
Vietnam	1,935	1,564	80	107	442	262	-	673	371	8	133	50	180
WESTERN HEMISPHERE - TOTAL	3,605	2,681	298	295	374	282	-	1,432	924	-	559	104	261
Argentina	161	100	-	2	11	30	-	57	61	-	45	15	1
Bolivia	33	14	-	-	-	-	-	14	19	-	17	-	2
Brazil	339	339	-	22	21	97	-	199	-	-	-	-	-
Chile	312	249	33	16	31	25	-	144	63	-	24	11	28
Columbia	695	608	67	70	117	21	-	333	87	-	39	16	32
Cuba	220	159	51	19	15	1	-	73	61	-	43	7	11
Dominican Republic	146	102	2	26	17	5	-	52	44	-	19	6	19
Ecuador	515	318	37	34	8	38	-	201	197	-	103	17	77
El Salvador	30	17	4	-	-	-	-	13	13	-	9	1	3
Guatemala	130	108	34	17	16	2	-	39	22	-	15	2	5
Haiti	47	19	1	-	10	2	-	6	28	-	28	-	-
Honduras	59	45	9	4	3	3	-	26	14	-	10	1	3
Mexico	22	10	-	-	-	-	-	10	12	-	8	3	1
Nicaragua	163	123	14	15	52	2	-	40	40	-	28	6	6
Paraguay	29	12	2	-	-	-	-	10	17	-	13	2	2
Peru	591	399	44	51	64	49	-	191	192	-	125	11	56
Uruguay	113	59	-	19	9	7	-	24	54	-	33	6	15

Source: Statistics and Reports Division, Directorate of Data Systems and Statistics, Comptroller of the Air Force.

TABLE 108 - MILITARY ASSISTANCE PROGRAM (MAP) GRANT AID TRAINING - CONTRACT TECHNICAL SERVICES, PERSONNEL COMPLETING ASSIGNMENTS, BY RECIPIENT AREA - CUMULATIVE ACCOMPLISHMENT, WORLD-WIDE - FY 1950 THROUGH FY 1961

RECIPIENT AREA	NUMBER OF CONTRACT TECHNICAL SERVICES PERSONNEL WHO COMPLETED ASSIGNMENTS	MAN-MONTHS USED TO COMPLETE ASSIGNMENTS
WORLD-WIDE - TOTAL	3,750	30,248
Africa	9	104
Europe	2,160	16,005
Near East and South Asia	598	4,997
Far East and Pacific	845	7,749
Western Hemisphere	138	1,393

Source: Statistics and Reports Division, Directorate of Data Systems and Statistics, Comptroller of the Air Force.

TABLE 109 - MILITARY ASSISTANCE PROGRAM (MAP) GRANT AID TRAINING - MOBILE TRAINING TEAMS FURNISHED BY RECIPIENT COUNTRY, CUMULATIVE ACCOMPLISHMENTS, WORLD-WIDE - FY 1951 THROUGH FY 1961

AREA AND COUNTRY	WORLD-WIDE			CONTINENTAL US ^{a/}			OVERSEAS ^{a/}		
	Teams	Per-sonnel	Man-Weeks	Teams	Per-sonnel	Man-Weeks	Teams	Per-sonnel	Man-Weeks
<u>WORLD-WIDE - TOTAL</u>	<u>1,654</u>	<u>7,141</u>	<u>99,661</u>	<u>654</u>	<u>3,295</u>	<u>55,873</u>	<u>1,000</u>	<u>3,846</u>	<u>43,788</u>
<u>AFRICA - TOTAL</u>	12	42	949	7	33	767	5	9	182
Ethiopia	12	42	949	7	33	767	5	9	182
<u>EUROPE - TOTAL</u>	796	3,209	50,315	261	1,266	24,006	535	1,943	26,309
Belgium	124	376	7,220	30	51	1,145	94	325	6,075
Denmark	100	413	5,135	21	78	1,387	79	335	3,748
Federal Republic of Germany	32	277	3,368	17	136	2,084	15	141	1,284
France	114	508	8,950	52	317	6,162	62	191	2,788
Italy	127	553	9,083	45	215	4,383	82	338	4,700
Netherlands	100	373	6,201	26	130	3,139	74	243	3,062
Norway	45	159	2,458	23	108	1,862	22	51	596
Portugal	47	140	1,953	9	43	641	38	97	1,312
Spain	74	226	3,076	24	67	1,056	50	159	2,020
United Kingdom	9	83	1,822	7	77	1,750	2	6	72
Yugoslavia	22	96	1,024	5	39	372	17	57	652
Undistributed by Country	2	5	25	2	5	25	-	-	-
<u>NEAR EAST AND SOUTH ASIA - TOTAL</u>	412	1,732	23,632	137	633	11,215	275	1,099	12,417
Afghanistan	2	8	8	-	-	-	2	8	8
Greece	131	458	6,740	49	177	3,295	82	281	3,445
Iran	70	260	3,950	15	80	1,438	55	180	2,512
Iraq	4	80	627	2	12	127	2	68	500
Pakistan	46	193	2,394	14	73	942	32	120	1,452
Saudi Arabia	12	54	315	5	13	63	7	41	252
Turkey	146	679	9,598	51	278	5,350	95	401	4,248
Undistributed by Country	1	-	-	1	-	-	-	-	-
<u>FAR EAST AND PACIFIC - TOTAL</u>	339	1,769	21,566	162	987	16,713	177	782	4,853
Burma	2	10	135	2	10	135	-	-	-
Cambodia	6	6	54	2	2	22	4	4	32
Indo-China	20	90	1,397	8	59	1,345	12	31	52
Japan	32	190	3,063	22	113	1,834	10	77	1,229
Korea	20	73	1,057	15	60	984	5	13	73
Laos	1	6	30	-	-	-	1	6	30
Philippines	25	110	1,148	16	74	889	9	36	259
Republic of China	172	1,122	13,155	78	601	10,349	94	521	2,806
Thailand	51	135	1,324	14	49	1,003	37	86	321
Vietnam	9	17	160	4	9	109	5	8	51
Undistributed by Country	1	10	43	1	10	43	-	-	-
<u>WESTERN HEMISPHERE - TOTAL</u>	95	389	3,199	87	376	3,172	8	13	27
Argentina	3	20	230	3	20	230	-	-	-
Bolivia	3	5	31	2	4	30	1	1	1
Brazil	21	104	1,051	20	101	1,045	1	3	6
Chile	14	56	511	13	54	505	1	2	6
Colombia	7	29	134	5	25	127	2	4	7
Cuba	3	13	59	3	13	59	-	-	-
Dominican Republic	4	14	119	4	14	119	-	-	-
Ecuador	9	42	155	8	42	155	1	-	-
Guatemala	1	2	20	1	2	20	-	-	-
Peru	21	76	526	19	73	519	2	3	7
Uruguay	9	28	363	9	28	363	-	-	-

^{a/} Indicates the geographic area from which personnel were organized into mobile teams to provide training instruction, guidance or assistance.

Source: Statistics and Reports Division, Directorate of Data Systems and Statistics, Comptroller of the Air Force.

TABLE 110 - USAF CIVILIAN EMPLOYEES IN SALARIED AND WAGE BOARD GROUPS EMPLOYED UNDER MILITARY ASSISTANCE PROGRAM(MAP), WORLD-WIDE, AT END OF QUARTER - FY 1961


GROUP AND LOCATION	TOTAL	FIRST QUARTER (30 SEP 1960)	SECOND QUARTER	THIRD QUARTER (31 MAR 1961)	FOURTH QUARTER
<u>WORLD-WIDE - TOTAL</u>	<u>3,137</u>	<u>778</u>	<u>795</u>	<u>788</u>	<u>776</u>
<u>SALARIED - TOTAL</u>	<u>3,126</u>	<u>775</u>	<u>792</u>	<u>786</u>	<u>773</u>
<u>WAGE BOARD - TOTAL</u>	<u>11</u>	<u>3</u>	<u>3</u>	<u>2</u>	<u>3</u>
<u>CONTINENTAL US - TOTAL</u>	<u>2,852</u>	<u>710</u>	<u>726</u>	<u>714</u>	<u>702</u>
Salaried	2,841	707	723	712	699
Wage Board	11	3	3	2	3
<u>OVERSEA - TOTAL</u>	<u>285</u>	<u>68</u>	<u>69</u>	<u>74</u>	<u>74</u>
Salaried	285	68	69	74	74
Wage Board	-	-	-	-	-

Source: Statistics and Reports Division, Directorate of Data Systems and Statistics, Comptroller of the Air Force

Military Personnel

MILITARY PERSONNEL

PART VIII



MILITARY PERSONNEL (CONTINUED)

DEFINITIONS (CONTINUED)

AUTHORIZATION

The number of troop spaces allocated to Major Air Commands in the Manpower Authorization Voucher.

CAREER AIRMAN

A Regular Air Force airman who has completed one or more enlistments in the United States Air Force or who is serving first enlistment in the Air Force with prior service in the Army, Navy, Marine Corps, or Coast Guard.

CAREER FIELD

A grouping of related Air Force Specialties (AFS's) involving basically similar knowledges and skills.

CAREER FIELD CATEGORY (APPLIES TO CAREER FIELD)

The Department of Defense (DOD) grouping of airman career fields into three broad categories of highly technical, technical, and semitechnical jobs.

CONTROL AIR FORCE SPECIALTY (CAFS)

The AFS for manning purposes which represents his highest usable skill based on total Air Force requirements. It should be his Primary AFS (PAFS); however, if there is an Air Force surplus of the PAFS, it may be an additional awarded AFS or an AFS in which the airman is being trained.

DUTY AIR FORCE SPECIALTY (OFFICER)

The authorized AFS which identifies the position to which an officer has been officially assigned.

FIRST TERM AIRMAN

A Regular Air Force airman with no prior military service, serving on his first enlistment in the United States Air Force.

FLYING STATUS

Military personnel, rated or non-rated, in the Air Force who are authorized to participate in regular and frequent aerial flights.

FUNCTIONAL CATEGORY GROUPS

Broad groupings reflecting general duty status of Air Force Military personnel. Specific groupings are defined as follows:

1. Permanent Party Personnel: Those USAF personnel assigned to an Air Force unit to perform their principal duty in the furtherance of the mission of the unit and who are chargeable against the specific authorizations of the unit. This includes assigned overstrength.

2. Pipeline Personnel: Those USAF personnel who are assigned to an Air Force unit temporarily for the purpose of training or hospitalization, i.e., those who are temporarily ineffective. Such personnel are not chargeable against the specific authorizations of the unit to which they are assigned while in a pipeline status. Pipeline is composed of Students and Patients.

a. Patients: Hospitalized personnel assigned to an Air Force unit which administers personnel undergoing in-patient treatment at a medical facility operated by any of the three military departments.

b. Students: Personnel assigned in a training status to a unit charged with administration of individuals attending a formal course of instruction at a service or civilian school or a basic military training course.

MILITARY STRENGTH

All USAF Military Personnel (Permanent Party and Pipeline) who are assigned to active Air Force units. This strength is composed of individuals, regardless of chargeability to military personnel ceilings, who as individuals are under the jurisdiction of the Secretary of the Air Force.

DEFINITIONS (CONTINUED)OCCUPATIONAL GROUPINGS, DEPARTMENT OF DEFENSE (DOD)

A grouping of specialities devised and used by Office of Secretary of Defense in monitoring the manning program of all services.

OPERATING LOCATION

A permanent duty station of an individual. A station is considered permanent if the orders specify a period of three months or longer. If no period is specified, the duty station is considered permanent.

PRIMARY AIR FORCE SPECIALTY (PAFS)

The awarded AFS in which an officer or airman is most highly qualified to perform duty.

PRIOR SERVICE ENLISTMENT

1. Former regular airman who had served a minimum continuous period exceeding ninety (90) days, and who had been separated from the Air Force for a period of time exceeding ninety (90) days.
2. Former officer or warrant officer who had been separated from the Air Force and who had reenlisted in the Regular Air Force.
3. Former enlistee or inductee of the Army or the Navy who had served in an active military service status for a minimum continuous period exceeding ninety (90) days.
4. Former enlisted member of a reserve component of the Air Force who had served in an active military service status for a minimum continuous period exceeding ninety(90) days and who had been separated from active military service for a period of time exceeding (90) days.

RATED PERSONNEL

USAF officers holding a currently effective aeronautical rating.

REENLISTMENT

1. Reenlistment: Airmen who enlist in the Regular Air Force for their own duty position within 24 hours of separation from active Air Force duty.
2. Career Airman Reenlistment: Reenlistment of an airman who has completed two or more terms of service in the Air Force.
3. First Term Airman Reenlistment: Reenlistment of an airman who has completed one term of service in the Air Force.

REENLISTMENT INTENT

Expressed attitude toward reenlistment made by airmen in response to attitude questions.

REGULAR AIR FORCE PERSONNEL

Department of the Air Force military personnel who, by enlistment, appointment, or commission, are members of the Regular Air Force.

SELECTED CHARACTERISTICS AND ATTITUDES

1. Selected: Used to imply that data presented in this report are not necessarily the complete body of data. Data presented were picked subjectively, as being the most pertinent.
2. Characteristics: Refer to distinctive individual groupings of military personnel, such as, grade, age, marital status, rating, etc.
3. Attitudes: Refer to responses to those questions in which individuals express degrees of predisposed feelings for a thing, institution, or situation.

MILITARY PERSONNEL (CONTINUED)

DEFINITIONS (CONTINUED)

SEPARATION

A loss to the strength of the Air Force for any cause, without regard to reenlistment eligibility or subsequent reenlistment actions. Separations include but are not limited to Deaths, Retirements, Expiration of Term of Service, Release for Convenience of the Government, and Discharge Prior to Expiration of Term of Service for the Purpose of Immediate Reenlistment. References to First Term and Career Separations, by definition, correspond in terms of service to First Term and Career Reenlistments, respectively.

SKILL LEVEL

The level of an AFS which indicates the degree of qualification of an airman:

<u>Skill Level</u>	<u>Fourth Digit of AFSC</u>
Superintendent	9
Advanced	7
Skilled	5
Semi-Skilled	3
Unskilled	1

USAFA CADETS

Students assigned to the USAF Academy for training and ultimate commissioning as a Regular Air Force Officer. These personnel are not considered part of active forces but are chargeable to the active troop ceiling.

TABLE III- OPERATING LOCATION STRENGTH BY STATE, "IN THE UNITED STATES, AT END OF QUARTER-
FY 1961

(Table below excludes USAF Academy Cadets. For inclusion of USAF Academy Cadets, see table titled "USAF Military Personnel by Grade in Which Serving").

STATE	30 SEPTEMBER 1960	31 DECEMBER 1960	31 MARCH 1961	30 JUNE 1961
<u>TOTAL</u>	<u>623,401</u>	<u>623,266</u>	<u>630,027</u>	<u>630,535</u>
Alabama	9,131	9,184	9,424	8,990
Alaska	15,466	15,521	15,170	14,955
Arizona	9,762	9,548	9,687	10,261
Arkansas	8,182	8,271	8,192	8,103
California	61,217	61,579	60,871	61,290
Colorado	15,950	16,015	16,795	16,600
Connecticut	204	369	395	417
Delaware	7,619	7,588	7,364	7,419
District of Columbia	4,548	4,736	4,679	4,327
Florida	34,092	34,052	31,960	31,905
Georgia	16,454	15,902	18,897	16,146
Hawaii	6,477	7,168	6,162	7,195
Idaho	4,101	4,122	4,019	4,332
Illinois	15,126	15,041	15,890	15,289
Indiana	4,291	4,689	4,759	5,005
Iowa	519	507	570	715
Kansas	15,421	16,302	16,285	16,439
Kentucky	413	500	515	459
Louisiana	14,345	14,340	13,887	13,758
Maine	12,341	12,983	13,028	13,135
Maryland	7,628	7,634	7,858	7,898
Massachusetts	17,665	17,996	18,500	18,867
Michigan	11,865	13,570	14,946	16,286
Minnesota	2,976	2,899	2,939	2,957
Mississippi	22,846	23,934	24,649	23,978
Missouri	7,644	7,800	7,031	7,574
Montana	6,953	7,350	8,263	8,223
Nebraska	14,331	14,842	14,845	15,117
Nevada	6,373	7,134	7,150	7,143
New Hampshire	6,526	6,673	6,522	6,753
New Jersey	8,454	8,708	8,769	9,285
New Mexico	15,347	14,606	14,115	14,169
New York	18,466	19,694	19,486	17,688
North Carolina	8,917	9,006	8,840	8,770
North Dakota	5,345	6,329	7,120	7,615
Ohio	14,973	15,526	15,535	15,394
Oklahoma	10,575	10,139	9,953	10,314
Oregon	3,536	3,826	3,933	3,699
Pennsylvania	1,817	1,807	1,877	1,674
Rhode Island	48	83	49	43
South Carolina	18,147	18,360	14,812	18,825
South Dakota	4,365	4,459	4,462	4,558
Tennessee	4,437	4,463	4,418	4,401
Texas	110,124	98,733	104,891	101,831



**TABLE III -- OPERATING LOCATION STRENGTH BY STATE, IN THE UNITED STATES, AT END OF QUARTER--
FY 1961 (CONTINUED)**

STATE	30 SEPTEMBER 1960	31 DECEMBER 1960	31 MARCH 1961	30 JUNE 1961
Utah	2,118	2,105	2,248	2,216
Vermont	337	314	333	330
Virginia	13,083	13,024	13,283	13,718
Washington	16,733	17,636	18,283	17,984
West Virginia	259	264	277	261
Wisconsin	2,850	2,697	2,665	2,711
Wyoming	2,717	3,028	3,169	3,347
Unknown	287	210	257	166

Source: Statistics and Reports Division, Directorate of Data Systems and Statistics, Comptroller of the Air Force.



TABLE 112 — OPERATING LOCATION STRENGTH BY COUNTRY, OVERSEAS, AT END OF QUARTER —
FY 1961

COUNTRY	30 SEPTEMBER 1960	31 DECEMBER 1960	31 MARCH 1961	30 JUNE 1961
<u>TOTAL</u>	<u>188,234</u>	<u>185,759</u>	<u>188,541</u>	<u>188,349</u>
Afghanistan	5	-	3	3
Argentina	22	21	21	29
Ascension	2	2	2	2
Australia	11	12	21	16
Austria	10	9	8	10
Azores	1,872	1,782	2,410	1,901
Bahamas	3	11	4	5
Belgian Congo	-	1	4	4
Belgium	94	95	93	93
Bermuda	2,695	2,740	2,852	2,884
Bolivia	9	9	9	9
Brazil	59	65	72	72
Bulgaria	2	2	2	2
Burma	6	6	6	6
Cambodia	23	13	12	8
Canada	9,958	10,128	10,294	10,232
Canal Zone	1,138	1,160	1,180	1,117
Chile	19	17	18	18
Colombia	12	53	90	94
Crete	776	799	818	807
Cuba	4	5	-	-
Czechoslovakia	1	2	3	3
Denmark	25	25	26	26
Dominican Republic	3	1	-	1
Ecuador	15	16	16	15
Egypt	6	9	9	10
Eire	5	7	7	6
El Salvador	8	8	7	7
Eritrea	2	2	-	2
Ethiopia	21	31	28	31
Finland	10	11	12	11
France	13,679	13,026	12,575	11,898
Germany	33,631	33,132	33,256	33,687
Greece	794	815	812	797
Greenland	3,853	4,135	4,209	4,505
Guam	3,225	3,224	3,186	3,118
Guatemala	13	13	14	15
Guiana, British	-	-	109	154
Guinea	-	-	4	1
Haiti	8	7	9	8
Honduras	8	8	8	8
Hong Kong	3	9	10	9
Hungary	2	1	1	1
Iceland	2,747	2,524	2,452	2,254
India	7	8	5	7
Indonesia	3	3	3	2
Iran	37	45	45	53
Iraq	7	7	9	8
Israel	7	7	9	10
Italy	2,639	2,691	3,064	2,948
Japan	27,433	26,552	26,465	26,641
Jerusalem	5	5	5	5

[REDACTED]

TABLE 112— OPERATING LOCATION STRENGTH BY COUNTRY, OVERSEAS, AT END OF QUARTER —
FY 1961 (CONTINUED)

COUNTRY	30 SEPTEMBER 1960	31 DECEMBER 1960	31 MARCH 1961	30 JUNE 1961
Johnston Island	72	76	92	69
Korea	5,652	5,093	5,516	5,398
Lebanon	7	7	6	7
Leeward Island	1	1	1	1
Libya	3,645	3,449	3,472	3,401
Malaya	6	5	3	3
Marianas	4	6	3	3
Marshall Islands	44	4	5	5
Mexico	4	4	2	2
Midway	18	16	18	18
Morocco	5,289	5,223	5,220	4,919
Netherlands	671	738	759	741
New Zealand	15	4	4	-
Nicaragua	8	8	10	8
Norway	208	210	212	227
Okinawa	9,007	8,976	9,056	9,188
Pakistan	773	858	883	784
Panama	24	26	23	25
Paraguay	9	9	9	8
Peru	30	64	30	30
Philippine Islands	4,920	5,043	5,209	5,500
Poland	4	3	2	1
Portugal	27	30	29	29
Puerto Rico	3,501	3,542	3,556	3,575
Rumania	1	1	2	2
Russia	9	7	10	9
Ryukyu Islands	958	624	968	981
Saudi Arabia	1,342	1,358	1,452	1,345
Spain	8,756	9,030	9,038	9,134
Sweden	15	14	14	14
Switzerland	5	6	6	6
Taiwan	2,276	2,188	2,430	2,455
Thailand	63	71	71	65
Trinidad	8	8	-	4
Tunisia	-	9	-	-
Turkey	4,974	5,173	5,620	6,075
Union of South Africa	5	6	8	8
United Kingdom	30,077	29,778	29,807	30,067
Uruguay	15	15	15	15
Venezuela	33	33	33	32
Viet Nam	117	108	122	125
Volcanic Islands	124	125	122	108
Wake Islands	7	12	15	24
Yugoslavia	12	13	14	14
Unknown	581	531	397	371

Source: Statistics and Reports Division, Directorate of Data Systems and Statistics, Comptroller of the Air Force.

[REDACTED]

TABLE 113 - USAF OFFICERS BY GRADE IN WHICH SERVING, BY COMMAND, WORLD-WIDE - 30 JUN 1961

COMMAND OF ASSIGNMENT AND FUNCTIONAL GROUP	TOTAL	COMMISSIONED OFFICERS							WARRANT OFFICERS					
		Total	General	Colonel	Lieutenant Colonel	Major	Captain	First Lieutenant	Second Lieutenant	Total	Warrant Officer 4	Warrant Officer 3	Warrant Officer 2	Warrant Officer 1
<u>WORLD-WIDE - TOTAL</u>	<u>128,793</u>	<u>125,008</u>	<u>426</u>	<u>5,019</u>	<u>10,524</u>	<u>25,936</u>	<u>45,224</u>	<u>28,001</u>	<u>9,878</u>	<u>3,785</u>	<u>385</u>	<u>1,237</u>	<u>2,162</u>	<u>1</u>
<u>PERMANENT PARTY - TOTAL</u>	<u>119,159</u>	<u>115,381</u>	<u>426</u>	<u>4,887</u>	<u>10,347</u>	<u>25,123</u>	<u>42,633</u>	<u>26,373</u>	<u>5,592</u>	<u>3,778</u>	<u>383</u>	<u>1,237</u>	<u>2,157</u>	<u>1</u>
<u>CONTINENTAL US - TOTAL</u>	<u>94,107</u>	<u>91,364</u>	<u>357</u>	<u>4,004</u>	<u>8,264</u>	<u>20,043</u>	<u>32,905</u>	<u>20,607</u>	<u>5,184</u>	<u>2,743</u>	<u>291</u>	<u>891</u>	<u>1,561</u>	-
Aero Chart and Information Center a/	62	62	-	3	8	19	17	9	6	-	-	-	-	-
Air Defense Command	11,907	11,372	34	359	787	2,272	4,119	3,154	647	535	39	115	381	-
Air Force Accounting and Finance Cen	56	56	1	12	13	25	3	2	-	-	-	-	-	-
Air Force Logistics Command b/	3,421	3,327	30	314	433	765	1,064	554	167	94	9	36	49	-
Air Force Systems Command c/	6,940	6,802	32	444	948	1,694	2,312	1,010	362	138	13	54	71	-
Air Training Command	9,755	9,439	18	260	503	1,529	3,825	2,667	637	316	29	109	178	-
Air University	2,185	2,148	6	208	335	656	806	86	51	37	7	16	14	-
Continental Air Command	1,089	1,063	10	95	197	350	306	89	16	26	2	11	13	-
Headquarters Command, USAF	4,735	4,551	23	404	850	1,283	1,325	520	146	184	31	82	71	-
Headquarters USAF	2,749	2,708	110	745	858	804	176	14	1	41	21	16	4	-
Military Air Transport Service.	8,972	8,564	19	200	550	2,047	2,934	2,048	766	408	42	118	248	-
Office of Aerospace Research d/	240	238	2	18	36	54	56	72	-	2	-	-	2	-
Strategic Air Command	34,239	33,542	42	705	2,260	7,145	12,764	8,711	1,915	697	70	235	392	-
Tactical Air Command	6,444	6,218	23	181	395	1,135	2,586	1,488	410	226	22	84	120	-
USAF Academy	590	581	4	26	41	138	307	58	7	9	2	5	2	-
USAF Security Service	723	693	3	30	50	127	305	125	53	30	4	10	16	-
<u>OVERSEA - TOTAL (Incl Alaska and Hawaii)</u>	<u>25,052</u>	<u>24,017</u>	<u>69</u>	<u>883</u>	<u>2,083</u>	<u>5,080</u>	<u>9,728</u>	<u>5,766</u>	<u>408</u>	<u>1,035</u>	<u>92</u>	<u>346</u>	<u>596</u>	<u>1</u>
Aero Chart and Information Center a/	16	16	-	-	4	5	6	1	-	-	-	-	-	-
Air Defense Atlantic	478	464	-	10	22	98	187	140	7	14	-	6	8	-
Air Force Logistics Command b/	521	464	2	20	63	181	142	52	4	57	4	15	38	-
Air Force Systems Command c/	59	59	-	-	3	11	32	10	3	-	-	-	-	-
Alaskan Air Command	1,185	1,132	3	44	84	209	470	304	18	53	2	22	29	-
Caribbean Air Command	234	220	2	23	47	64	76	7	1	14	4	2	8	-
Headquarters Command, USAF	937	894	16	132	241	242	191	68	4	43	6	19	18	-
Military Air Transport Service.	3,443	3,196	2	41	182	699	1,334	871	67	247	11	72	164	-
Pacific Air Forces	5,668	5,492	22	223	510	1,057	2,198	1,413	69	176	18	68	90	-
Strategic Air Command	2,931	2,830	5	95	232	733	1,198	515	52	101	5	39	57	-
U S Air Forces in Europe	8,741	8,450	16	276	652	1,632	3,494	2,211	169	291	37	89	164	1
USAF Security Service	839	800	1	19	43	149	400	174	14	39	5	14	20	-

TABLE 113 -- USAF OFFICERS BY GRADE IN WHICH SERVING, BY COMMAND, WORLD-WIDE -- 30 JUN 1961 (CONTINUED)

COMMAND OF ASSIGNMENT AND FUNCTIONAL GROUP	TOTAL	COMMISSIONED OFFICERS								WARRANT OFFICERS				
		Total	General	Colonel	Lieutenant Colonel	Major	Captain	First Lieutenant	Second Lieutenant	Total	Warrant Officer 4	Warrant Officer 3	Warrant Officer 2	Warrant Officer 1
<u>PIPELINE - TOTAL</u>	<u>9,634</u>	<u>9,627</u>	-	<u>132</u>	<u>177</u>	<u>813</u>	<u>2,591</u>	<u>1,628</u>	<u>4,286</u>	<u>7</u>	<u>2</u>	-	<u>5</u>	-
Students	9,425	9,425	-	110	153	756	2,522	1,600	4,284	-	-	-	-	-
Patients	209	202	-	22	24	57	69	28	2	7	2	-	5	-

- a/ Designated as a separate operating agency, 1 July 1960
- b/ Redesignated, 1 April 1961; originally Air Materiel Command
- c/ Redesignated, 1 April 1961; originally Air Research and Development Command
- d/ Designated as a separate operating agency, 1 April 1961. It was originally a part of Air Research and Development Command

Source: Statistics and Reports Division, Directorate of Data Systems and Statistics, Comptroller of the Air Force.

TABLE 114 - USAF REGULAR AND RESERVE GENERAL OFFICERS BY GRADE IN WHICH SERVING, WORLD-WIDE, AT END OF QUARTER - FY 1961

END OF QUARTER	TOTAL			GENERALS			LIEUTENANT GENERALS			MAJOR GENERALS			BRIGADIER GENERALS		
	TOTAL	CONTL US	O S	TOTAL	CONTL US	O S	TOTAL	CONTL US	O S	TOTAL	CONTL US	O S	TOTAL	CONTL US	O S
30 Sep (1960)	418	349	69	11	7	4	29	24	5	168	139	29	210	179	31
31 Dec	411	344	67	11	7	4	28	23	5	165	137	28	207	177	30
31 Mar (1961)	429	358	71	11	7	4	25	20	5	176	148	28	217	183	34
30 Jun	426	357	69	10	6	4	27	22	5	174	146	28	220	183	37

Source: Statistics and Reports Division, Directorate of Statistical Services, Comptroller of the Air Force.

TABLE 115 - USAF REGULAR GENERAL OFFICERS BY PERMANENT GRADE, BY GRADE IN WHICH SERVING, WORLD-WIDE, AT END OF QUARTER - FY 1961

PERMANENT GRADE a/	GRADE IN WHICH SERVING	30 SEPTEMBER (1960)	31 DECEMBER	31 MARCH (1961)	30 JUNE
<u>Major General - Total</u>		<u>86</u>	<u>85</u>	<u>98</u>	<u>95</u>
	General	10	10	10	9
	Lieutenant General	28	27	25	27
	Major General	48	48	63	59
	Brigadier General	-	-	-	-
<u>Brigadier General - Total</u>		<u>96</u>	<u>93</u>	<u>116</u>	<u>112</u>
	General	-	-	-	-
	Lieutenant General	1	1	-	-
	Major General	91	88	98	98
	Brigadier General	4	4	18	14
<u>Colonel - Total</u>		<u>221</u>	<u>217</u>	<u>199</u>	<u>205</u>
	General	-	-	-	-
	Lieutenant General	-	-	-	-
	Major General	22	22	9	11
	Brigadier General	199	195	190	194
<u>Lieutenant Colonel - Total</u>					
	General	-	-	-	-
	Lieutenant General	-	-	-	-
	Major General	-	-	-	-
	Brigadier General	-	-	-	-

a/ No General Officers on Active Duty in the USAF possess permanent grade of General or Lieutenant General.

Source: Statistics and Reports Division, Directorate of Statistical Services, Comptroller of the Air Force.

TABLE 116 - AIRMEN BY GRADE IN WHICH SERVING, BY COMMAND, WORLD-WIDE - 30 JUN 1961

COMMAND OF ASSIGNMENT AND FUNCTIONAL GROUP	TOTAL	AIRMAN									AVI- ATION CADETS AND USAFA CADETS
		Chief Master Ser- geant	Senior Master Sergeant	Master Ser- geant	Techn- ical Sergeant	Staff Sergeant	Airman 1C	Airman 2C	Airman 3C	Airman Basic	
<u>WORLD-WIDE - TOTAL (Includes USAFA Cadets)</u> . . .	<u>692,358</u>	<u>3,371</u>	<u>9,186</u>	<u>37,415</u>	<u>69,003</u>	<u>146,727</u>	<u>141,050</u>	<u>155,594</u>	<u>103,536</u>	<u>23,675</u>	<u>2,801</u>
USAFA CADETS - TOTAL	2,267	-	-	-	-	-	-	-	-	-	2,267
WORLD-WIDE - TOTAL (Excludes USAFA Cadets).	690,091	3,371	9,186	37,415	69,003	146,727	141,050	155,594	103,536	23,675	534
<u>PERMANENT PARTY - TOTAL</u>	<u>629,479</u>	<u>3,366</u>	<u>9,151</u>	<u>37,152</u>	<u>68,462</u>	<u>145,220</u>	<u>140,318</u>	<u>150,495</u>	<u>71,455</u>	<u>3,860</u>	-
<u>CONTINENTAL US - TOTAL</u>	<u>450,435</u>	<u>2,428</u>	<u>6,626</u>	<u>28,017</u>	<u>49,942</u>	<u>104,476</u>	<u>98,868</u>	<u>102,663</u>	<u>54,412</u>	<u>3,003</u>	-
Aeronautical Chart and Information Center a/ . . .	56	-	-	6	8	16	14	8	3	1	-
Air Defense Command	80,998	362	958	3,814	8,270	18,089	16,878	21,008	10,909	710	-
Air Force Accounting and Finance Center	19	1	5	11	-	2	-	-	-	-	-
Air Force Logistics Command b/	10,084	36	155	710	1,221	2,650	2,466	1,720	1,072	54	-
Air Force Systems Command c/	15,684	87	266	1,173	1,948	3,596	3,411	3,304	1,899	-	-
Air Training Command	53,192	320	1,013	4,058	7,930	15,246	11,622	8,526	4,142	335	-
Air University	3,371	19	49	204	590	855	727	600	299	28	-
Continental Air Command	2,649	14	61	553	530	699	491	242	52	7	-
Headquarters Command, USAF	12,087	71	222	1,248	1,746	3,204	2,991	1,742	805	58	-
Headquarters USAF	-	-	-	-	-	-	-	-	-	-	-
Military Air Transport Service	47,179	319	776	3,142	5,898	10,960	10,047	9,653	6,055	329	-
Office of Aerospace Research d/	146	-	2	24	30	34	31	22	3	-	-
Strategic Air Command	182,154	979	2,599	10,914	17,254	38,995	39,892	46,050	24,286	1,185	-
Tactical Air Command	37,155	183	406	1,858	3,891	8,445	8,576	8,767	4,739	290	-
USAF Academy e/	773	7	13	58	83	227	268	111	6	-	-
USAF Security Service	4,888	30	101	244	543	1,458	1,454	910	142	6	-
<u>OVERSEA - TOTAL (Includes Alaska and Hawaii)</u> . . .	<u>179,044</u>	<u>938</u>	<u>2,525</u>	<u>9,135</u>	<u>18,520</u>	<u>40,744</u>	<u>41,450</u>	<u>47,832</u>	<u>17,043</u>	<u>857</u>	-
Aeronautical Chart and Information Center a/ . . .	133	-	1	6	17	33	29	27	20	-	-
Air Defense Atlantic	5,241	23	64	179	490	1,114	1,265	1,679	418	9	-
Air Force Logistics Command b/	3,309	8	65	341	466	881	800	579	162	7	-
Air Force Systems Command c/	145	1	3	16	35	60	26	4	-	-	-
Alaskan Air Command	9,930	41	121	441	1,022	2,164	2,060	2,766	1,270	45	-
Caribbean Air Command	962	6	22	138	204	203	169	159	59	2	-
Headquarters Command, USAF	2,107	15	41	219	278	754	596	202	2	-	-
Military Air Transport Services	28,821	192	480	1,462	3,276	6,756	6,263	7,356	2,910	126	-
Pacific Air Forces	32,264	127	371	1,695	3,351	7,435	7,464	7,408	4,180	233	-
Strategic Air Command	22,616	150	396	1,200	2,068	5,255	5,355	6,563	1,523	106	-
U S Air Forces in Europe	57,272	322	830	3,084	6,277	13,149	13,293	14,445	5,595	277	-
USAF Security Service	16,244	53	131	354	1,036	2,940	4,130	6,644	904	52	-

TABLE 116 - AIRMEN BY GRADE IN WHICH SERVING, BY COMMAND, WORLD-WIDE - 30 JUN 1961 (CONTINUED)

COMMAND OF ASSIGNMENT AND FUNCTIONAL GROUP	TOTAL	AIRMAN									AVI- ATION CADETS AND USAFA CADETS
		Chief Master Ser- geant	Senior Master Sergeant	Master Ser- geant	Tech- nical Sergeant	Staff Sergeant	Airman 1C	Airman 2C	Airman 3C	Airman Basic	
<u>PIPELINE - TOTAL</u>	<u>60,612</u>	<u>5</u>	<u>35</u>	<u>263</u>	<u>541</u>	<u>1,507</u>	<u>732</u>	<u>5,099</u>	<u>32,081</u>	<u>19,815</u>	<u>534</u>
Aviation Students	1	-	-	-	-	1	-	-	-	-	-
Other Students	59,535	1	13	134	399	1,260	520	4,901	31,988	19,785	534
Patients	1,076	4	22	129	142	246	212	198	93	30	-

- a/ Designated as a separate operating agency, 1 July 1960
- b/ Redesignated, 1 April 1961; originally Air Materiel Command
- c/ Redesignated, 1 April 1961; originally Air Research and Development Command
- d/ Designated as a separate operating agency, 1 April 1961. It was originally a part of Air Research and Development Command
- e/ Excludes Cadets

Source: Statistics and Reports Division, Directorate of Data Systems and Statistics, Comptroller of the Air Force.

TABLE 117 - USAF OFFICERS BY GRADE IN WHICH SERVING, BY AGE, WORLD-WIDE, SEMI-ANNUALLY-
FY 1961

AGE OR AGE GROUP	TOTAL	GENERALS	COLONELS	LIEUTENANT COLONELS	MAJORS	CAPTAINS	FIRST LIEUTENANTS	SECOND LIEUTENANTS	WARRANT OFFICERS
31 DECEMBER 1960									
TOTAL . . .	129,192	411	4,720	10,884	24,580	48,538	25,921	10,222	3,916
<u>YEARS</u>									
20	215	-	-	-	-	-	1	214	-
21	754	-	-	-	-	-	10	744	-
22	2,348	-	-	-	-	1	118	2,229	-
23	4,338	-	-	-	-	-	969	3,369	-
24	5,180	-	-	-	-	25	3,399	1,756	-
25	5,758	-	-	-	-	154	4,906	698	-
26	6,579	-	-	-	3	784	5,377	415	-
27	6,464	-	-	-	4	2,096	4,080	283	1
28	6,221	-	-	-	11	3,455	2,564	183	8
29	5,633	-	-	-	16	3,938	1,624	34	21
30	5,203	-	-	1	23	4,028	1,119	15	17
31	4,467	-	-	1	41	3,653	717	14	41
32	3,579	-	-	2	76	3,095	346	6	54
33	2,170	-	-	1	87	1,871	156	-	55
34	2,205	-	-	1	130	1,906	111	-	57
35	3,575	-	1	35	698	2,679	73	1	88
36	4,867	-	3	122	1,406	3,146	52	2	136
37	5,593	-	13	208	1,966	3,198	42	-	166
38	6,257	-	43	365	2,553	3,031	27	2	236
39	7,819	-	142	810	3,467	3,056	14	1	329
40	7,687	3	330	1,152	3,279	2,501	9	-	413
41	6,487	1	458	1,293	2,664	1,690	2	1	378
42	6,145	3	561	1,387	2,402	1,349	2	1	440
43	4,907	10	536	1,296	1,749	1,000	2	-	314
44	3,775	27	467	1,103	1,229	682	-	-	267
45	2,808	45	436	875	829	381	-	-	242
46	1,648	32	350	499	426	173	1	-	167
47	1,116	28	245	293	298	119	-	-	133
48	1,010	30	202	313	251	93	1	-	120
49	734	42	189	212	163	65	-	-	63
50	685	37	189	208	166	49	-	-	36
51	608	47	175	155	149	33	-	-	49
52	508	27	150	152	125	26	-	-	28
53	361	21	82	98	103	26	-	-	31
54	264	21	64	61	90	18	-	-	10
55	194	13	31	79	54	12	-	-	5
56	126	9	18	48	40	7	-	-	4
57	99	5	17	37	34	3	1	-	2
58	76	6	9	39	18	3	-	-	1
59	56	2	7	21	17	7	-	-	2
60 And Older . .	39	2	2	15	10	6	3	-	1
Unknown	634	-	-	2	3	179	195	254	1

TABLE 117 - USAF OFFICERS BY GRADE IN WHICH SERVING, BY AGE, WORLD-WIDE, SEMIANNUALLY -
FY 1961 (CONTINUED)

AGE OR AGE GROUP	TOTAL	GENERALS	COLONELS	LIEUTENANT COLONELS	MAJORS	CAPTAINS	FIRST LIEUTENANTS	SECOND LIEUTENANTS	WARRANT OFFICERS
30 JUNE 1961									
TOTAL . . .	128,793	426	5,019	10,524	25,936	45,224	28,001	9,878	3,785
YEARS . . .									
20	302	-	-	-	-	-	1	301	-
21	939	-	-	-	-	1	20	918	-
22	2,396	-	-	-	-	-	254	2,142	-
23	4,344	-	-	-	-	3	1,482	2,859	-
24	5,342	-	-	-	-	49	3,407	1,886	-
25	5,543	-	-	-	1	223	4,515	804	-
26	6,149	-	-	-	1	515	5,249	384	-
27	6,569	-	-	1	6	1,602	4,661	299	-
28	6,349	-	-	-	9	2,935	3,237	162	6
29	5,587	-	-	-	14	3,682	1,853	28	10
30	5,392	-	-	1	25	4,034	1,294	14	24
31	4,715	-	-	-	33	3,801	844	9	28
32	4,086	-	-	-	64	3,470	502	5	45
33	2,693	-	-	3	101	2,326	200	2	61
34	2,168	-	-	-	137	1,853	126	-	52
35	2,592	-	1	6	388	2,058	71	-	68
36	4,216	-	2	68	1,205	2,773	55	1	112
37	5,331	-	11	172	2,035	2,901	55	-	157
38	5,762	-	34	253	2,584	2,679	19	-	193
39	6,835	-	128	593	3,298	2,531	12	-	273
40	7,527	1	279	956	3,600	2,330	8	-	353
41	7,110	2	513	1,304	3,171	1,715	5	1	399
42	5,944	2	605	1,305	2,524	1,117	1	1	389
43	5,406	6	598	1,437	2,042	947	2	-	374
44	4,109	21	557	1,133	1,455	665	1	-	277
45	3,105	47	499	941	988	384	-	-	246
46	1,989	42	388	638	583	164	-	-	174
47	1,266	37	274	329	367	106	-	-	153
48	940	36	216	271	240	58	-	-	119
49	821	33	203	236	204	65	1	-	79
50	630	35	164	183	160	36	-	-	52
51	582	40	162	171	145	26	-	-	38
52	480	39	130	134	124	19	-	-	34
53	402	32	96	98	124	20	-	-	32
54	276	15	76	66	95	9	-	-	15
55	202	14	33	68	68	9	-	-	10
56	139	9	21	52	50	5	-	-	2
57	95	7	8	36	36	5	-	-	3
58	80	3	11	34	28	2	1	-	1
59	50	4	9	23	10	3	-	-	1
60 And Older . .	44	1	1	12	16	10	2	-	2
Unknown	286	-	-	-	5	93	123	62	3

Source: Statistics and Reports Division, Directorate of Data Systems and Statistics, Comptroller of the Air Force

TABLE 118 - USAF MILITARY PERSONNEL BY TYPE, BY PERSONNEL IDENTITY, BY COMMAND, WORLD-WIDE,
AT END OF QUARTER - FY 1961

(In table below "AFNC and MSC" data include Male Nurses and Male Specialists)

END OF QUARTER	TOTAL	OFFICERS			WARRANT OFFICERS		AIRMEN		AVIATION CADETS AND AVIATION STUDENTS	ACADEMY CADETS
		Male	Other WAF Female	AFNC and MSC	Male	Female	Male	Female		
WORLD-WIDE										
September (1960) . . .	813,474	121,975	671	3,197	3,965	5	673,985	5,676	2,161	1,839
December	810,823	121,367	687	3,222	3,911	5	672,597	5,564	1,672	1,798
March (1961)	820,307	121,513	686	3,208	3,858	5	682,601	5,595	1,102	1,739
June	821,151	121,111	658	3,239	3,780	5	684,260	5,296	535	2,267
CONTINENTAL US										
September (1960) . . .	609,682	98,833	495	2,282	2,971	4	495,936	5,161	2,161	1,839
December	609,066	98,438	512	2,329	2,932	4	496,320	5,061	1,672	1,798
March (1961)	616,592	98,618	515	2,296	2,855	4	504,375	5,088	1,102	1,739
June	617,020	98,166	484	2,337	2,746	4	505,702	4,779	535	2,267
OVERSEAS										
September (1960) . . .	203,792	23,142	176	915	994	1	178,049	515	-	-
December	201,757	22,929	175	893	979	1	176,277	503	-	-
March (1961)	203,715	22,895	171	912	1,003	1	178,226	507	-	-
June	204,131	22,945	174	902	1,034	1	178,558	517	-	-
CONTINENTAL US										
AERONAUTICAL CHART AND INFORMATION CENTER ^{a/}										
September (1960) . . .	115	61	-	-	-	-	53	1	-	-
December	113	60	-	-	-	-	52	1	-	-
March (1961)	116	60	-	-	-	-	55	1	-	-
June	118	62	-	-	-	-	55	1	-	-
AIR DEFENSE COMMAND										
September (1960) . . .	90,139	11,695	81	116	558	-	76,887	802	-	-
December	91,858	11,661	83	121	567	-	78,584	842	-	-
March (1961)	92,407	11,535	85	137	540	-	79,183	927	-	-
June	92,905	11,153	78	141	535	-	79,999	999	-	-
AIR FORCE ACCOUNTING AND FINANCE CENTER										
September (1960) . . .	73	55	-	-	-	-	18	-	-	-
December	76	56	-	-	-	-	20	-	-	-
March (1961)	76	55	-	-	-	-	21	-	-	-
June	75	56	-	-	-	-	19	-	-	-
AIR MATERIEL COMMAND ^{b/}										
September (1960) . . .	13,691	3,719	24	121	127	-	9,659	41	-	-
December	14,039	3,825	24	123	126	-	9,892	49	-	-
March (1961)	14,548	3,949	26	122	116	-	10,288	47	-	-
June	13,505	3,186	22	119	94	-	10,049	35	-	-

TABLE 118 - USAF MILITARY PERSONNEL BY TYPE, BY PERSONNEL IDENTITY, BY COMMAND, WORLD-WIDE,
AT END OF QUARTER - FY 1961 (CONTINUED)

END OF QUARTER	TOTAL	OFFICERS			WARRANT OFFICERS		AIRMEN		AVIATION CADETS AND AVIATION STUDENTS	ACADEMY CADETS
		Male	Other WAF Female	AFNC and MSC	Male	Female	Male	Female		
CONTINENTAL US (Continued)										
AIR FORCE RESEARCH AND DEVELOPMENT COMMAND ^{c/}										
September (1960)	21,717	6,099	45	95	141	-	15,189	148	-	-
December	21,890	6,091	42	100	141	-	15,366	150	-	-
March (1961)	21,873	6,144	41	91	133	-	15,315	149	-	-
June	22,624	6,661	44	97	138	-	15,525	159	-	-
AIR TRAINING COMMAND										
September (1960)	63,840	9,284	98	610	348	1	52,498	1,001	-	-
December	65,783	9,379	103	611	336	1	54,369	984	-	-
March (1961)	64,911	9,259	101	598	330	1	53,701	921	-	-
June	62,947	8,745	94	600	315	1	52,287	905	-	-
AIR UNIVERSITY										
September (1960)	5,446	1,968	6	83	39	-	3,233	117	-	-
December	5,447	1,924	8	76	40	-	3,283	116	-	-
March (1961)	5,397	1,921	6	84	39	-	3,219	128	-	-
June	5,556	2,063	6	79	37	-	3,232	139	-	-
CONTINENTAL AIR COMMAND										
September (1960)	6,286	1,411	17	28	55	1	4,763	11	-	-
December	5,214	1,271	17	26	44	1	3,844	11	-	-
March (1961)	4,657	1,150	16	22	35	1	3,424	9	-	-
June	3,738	1,045	16	2	25	1	2,648	1	-	-
HEADQUARTERS COMMAND, USAF										
September (1960)	16,184	4,314	18	72	215	1	11,430	134	-	-
December	16,682	4,430	17	76	204	1	11,808	146	-	-
March (1961)	16,693	4,454	18	67	201	1	11,801	151	-	-
June	16,822	4,468	18	65	183	1	11,933	154	-	-
HEADQUARTERS USAF										
September (1960)	2,758	2,700	8	6	43	1	-	-	-	-
December	2,766	2,711	7	6	41	1	-	-	-	-
March (1961)	2,767	2,712	7	6	41	1	-	-	-	-
June	2,749	2,695	8	5	40	1	-	-	-	-
MILITARY AIR TRANSPORT SERVICE										
September (1960)	54,755	8,126	68	226	422	-	44,813	1,100	-	-
December	55,384	8,036	74	243	421	-	45,446	1,164	-	-
March (1961)	55,377	8,194	71	239	420	-	45,291	1,162	-	-
June	56,151	8,234	75	255	408	-	45,986	1,193	-	-

TABLE I18 - USAF MILITARY PERSONNEL BY TYPE, BY PERSONNEL IDENTITY, BY COMMAND, WORLD-WIDE,
AT END OF QUARTER - FY 1961 (CONTINUED)

END OF QUARTER	TOTAL	OFFICERS			WARRANT OFFICERS		AIRMEN		AVIATION CADETS AND AVIATION STUDENTS	ACADEMY CADETS
		Male	Other WAF Female	AFNC and MSC	Male	Female	Male	Female		
CONTINENTAL US (Continued)										
OFFICE OF AEROSPACE RESEARCH d/										
September (1960)	-	-	-	-	-	-	-	-	-	-
December	-	-	-	-	-	-	-	-	-	-
March (1961)	-	-	-	-	-	-	-	-	-	-
June	386	236	2	-	2	-	146	-	-	-
STRATEGIC AIR COMMAND										
September (1960)	206,099	32,742	76	662	731	-	171,127	761	-	-
December	214,131	32,971	85	687	721	-	178,932	735	-	-
March (1961)	213,563	33,046	84	675	711	-	178,348	699	-	-
June	216,393	32,772	80	690	697	-	181,492	662	-	-
TACTICAL AIR COMMAND										
September (1960)	43,448	6,021	18	164	231	-	37,012	2	-	-
December	43,158	5,999	20	156	232	-	36,749	2	-	-
March (1961)	42,898	6,014	33	143	230	-	36,476	2	-	-
June	43,599	6,034	23	161	226	-	37,152	3	-	-
AERONAUTICAL CHART AND INFORMATION CENTER a/										
September (1960)	1,627	572	1	16	10	-	1,028	-	-	-
December	1,621	571	1	23	10	-	1,016	-	-	-
March (1961)	1,347	545	1	23	9	-	769	-	-	-
June	1,363	557	1	23	9	-	773	-	-	-
US AIR FORCE SECURITY SERVICE										
September (1960)	5,525	651	9	-	37	-	4,828	-	-	-
December	5,536	666	9	-	35	-	4,826	-	-	-
March (1961)	5,529	674	9	-	33	-	4,813	-	-	-
June	5,611	685	8	-	30	-	4,888	-	-	-
US AIR FORCE ACADEMY CADETS										
September (1960)	1,839	-	-	-	-	-	-	-	-	1,839
December	1,798	-	-	-	-	-	-	-	-	1,798
March (1961)	1,739	-	-	-	-	-	-	-	-	1,739
June	2,267	-	-	-	-	-	-	-	-	2,267
US AIR FORCE PATIENTS (PIPELINE)										
September (1960)	1,531	190	14	3	8	-	1,303	13	-	-
December	1,395	164	10	4	6	-	1,200	11	-	-
March (1961)	1,253	148	5	9	11	-	1,071	9	-	-
June	1,250	183	2	13	7	-	1,036	9	-	-

TABLE 118 - USAF MILITARY PERSONNEL BY TYPE, BY PERSONNEL IDENTITY, BY COMMAND, WORLD-WIDE,
AT END OF QUARTER - FY 1961 (CONTINUED)

END OF QUARTER	TOTAL	OFFICERS			WARRANT OFFICERS		AIRMEN		AVIATION CADETS AND AVIATION STUDENTS	ACADEMY CADETS
		Male	Other WAF Female	AFNC and MSC	Male	Female	Male	Female		
CONTINENTAL US (Continued)										
US AIR FORCE STUDENTS (PIPELINE)										
September (1960) . . .	74,609	9,225	12	80	6	-	62,095	1,030	2,161	-
December	62,175	8,623	12	77	8	-	50,933	850	1,672	-
March (1961)	71,441	8,758	12	80	6	-	60,600	883	1,102	-
June	68,961	9,331	7	87	-	-	58,482	519	535	-
OVERSEAS										
AERONAUTICAL CHART AND INFORMATION CENTER <u>a/</u>										
September (1960) . . .	145	16	-	-	-	-	129	-	-	-
December	146	16	-	-	-	-	130	-	-	-
March (1961)	148	15	-	-	-	-	133	-	-	-
June	149	16	-	-	-	-	133	-	-	-
AIR DEFENSE ATLANTIC										
September (1960) . . .	5,074	428	-	7	14	-	4,625	-	-	-
December	5,338	397	-	9	13	-	4,919	-	-	-
March (1961)	5,580	445	-	8	13	-	5,113	1	-	-
June	5,719	456	-	8	14	-	5,241	-	-	-
AIR MATERIEL COMMAND <u>b/</u>										
September (1960) . . .	6,269	653	6	-	65	-	5,544	1	-	-
December	6,200	624	5	-	63	-	5,507	1	-	-
March (1961)	4,090	478	2	-	53	-	3,556	1	-	-
June	3,830	462	2	-	57	-	3,308	1	-	-
AIR FORCE RESEARCH AND DEVELOPMENT COMMAND <u>c/</u>										
September (1960) . . .	197	76	-	-	1	-	120	-	-	-
December	209	77	-	-	-	-	132	-	-	-
March (1961)	223	80	-	-	-	-	143	-	-	-
June	204	59	-	-	-	-	145	-	-	-
ALASKAN AIR COMMAND										
September (1960) . . .	11,796	1,174	-	75	48	-	10,496	3	-	-
December	11,738	1,154	-	70	43	-	10,468	3	-	-
March (1961)	11,337	1,097	-	73	49	-	10,117	1	-	-
June	11,115	1,063	-	69	53	-	9,929	1	-	-
CARIBBEAN AIR COMMAND										
September (1960) . . .	1,205	214	1	-	16	-	974	-	-	-
December	1,176	215	1	-	16	-	944	-	-	-
March (1961)	1,192	222	1	-	15	-	954	-	-	-
June	1,196	219	1	-	14	-	962	-	-	-

TABLE 118 - USAF MILITARY PERSONNEL BY TYPE, BY PERSONNEL IDENTITY, BY COMMAND, WORLD-WIDE, AT END OF QUARTER - FY 1961 (CONTINUED)

END OF QUARTER	TOTAL	OFFICERS			WARRANT OFFICERS		AIRMEN		AVIATION CADETS AND AVIATION STUDENTS	ACADEMY CADETS
		Male	Other WAF Female	AFNC and MSC	Male	Female	Male	Female		
OVERSEAS (Continued)										
HEADQUARTERS COMMAND, USAF										
September (1960)	2,990	910	4	-	41	-	2,011	24	-	-
December	2,948	844	4	-	43	-	2,033	24	-	-
March (1961)	2,924	835	4	-	41	-	2,020	24	-	-
June	3,044	891	3	-	43	-	2,083	24	-	-
MILITARY AIR TRANSPORT SERVICE										
September (1960)	31,194	3,079	25	58	260	1	27,695	76	-	-
December	31,047	3,098	25	61	250	1	27,531	81	-	-
March (1961)	31,579	3,075	27	63	244	1	28,095	74	-	-
June	32,264	3,114	25	57	246	1	28,749	72	-	-
PACIFIC AIR FORCES										
September (1960)	36,360	5,075	33	211	143	-	30,853	45	-	-
December	34,833	5,016	33	214	142	-	29,381	47	-	-
March (1961)	37,643	5,172	36	226	167	-	31,993	49	-	-
June	37,932	5,232	36	224	176	-	32,213	51	-	-
STRATEGIC AIR COMMAND										
September (1960)	25,478	2,561	20	135	103	-	22,606	53	-	-
December	25,729	2,629	22	125	101	-	22,802	50	-	-
March (1961)	25,695	2,636	18	123	103	-	22,771	44	-	-
June	25,547	2,685	18	127	101	-	22,568	48	-	-
US AIR FORCE, EUROPE										
September (1960)	67,304	8,240	80	429	277	-	57,966	312	-	-
December	66,235	8,139	78	414	278	-	57,030	296	-	-
March (1961)	66,477	8,072	76	419	283	-	57,315	312	-	-
June	66,013	7,952	81	417	291	-	56,953	319	-	-
US AIR FORCE SECURITY SERVICE										
September (1960)	15,745	713	7	-	26	-	14,998	1	-	-
December	16,127	716	7	-	30	-	15,373	1	-	-
March (1961)	16,803	767	7	-	34	-	15,994	1	-	-
June	17,083	792	8	-	39	-	16,243	1	-	-
US AIR FORCE PATIENTS (PIPELINE)										
September (1960)	35	3	-	-	-	-	32	-	-	-
December	31	4	-	-	-	-	27	-	-	-
March (1961)	24	1	-	-	1	-	22	-	-	-
June	35	4	-	-	-	-	31	-	-	-

TABLE 118 - USAF MILITARY PERSONNEL BY TYPE, BY PERSONNEL IDENTITY, BY COMMAND, WORLD-WIDE, AT END OF QUARTER - FY 1961 (CONTINUED)

END OF QUARTER	TOTAL	OFFICERS			WARRANT OFFICERS		AIRMEN		AVIATION CADETS AND AVIATION STUDENTS	ACADEMY CADETS
		Male	Other WAF Female	AFNG and MSC	Male	Female	Male	Female		
OVERSEAS (Continued)										
US AIR FORCE STUDENTS (PIPELINE)										
September (1960)	-	-	-	-	-	-	-	-	-	-
December	-	-	-	-	-	-	-	-	-	-
March (1961)	-	-	-	-	-	-	-	-	-	-
June	-	-	-	-	-	-	-	-	-	-

a/ Designated as a separate operating agency, 1 July 1960

b/ Redesignated as Air Force Logistics Command, 1 April 1961

c/ Redesignated Air Force Systems Command and Office of Aerospace Research(a separate operating agency), 1 April 1961

d/ Designated as a separate operating agency, 1 April 1961. It was originally a part of Air Research and Development Command

e/ Excludes Cadets

Source: Statistics and Reports Division, Directorate of Data Systems and Statistics, Comptroller of the Air Force.

TABLE 119 - USAF PIPELINE PERSONNEL BY FUNCTIONAL CATEGORY, AT END OF QUARTER - FY 1961

NOTE: The following abbreviations were used in the table below: L - Officer Candidate School (OCS) trainees at Air Training Command (ATC), new OCS graduates on Permanent Change of Station (PCS) or Temporary Duty (TDY) with an ATC training unit for further training prior to duty assignment at ATC, pipeline students assigned to commands other than ATC and Air University (AU) - Officers, Warrant Officers, and Airmen; M - Students (Pipeline) - Officers, Warrant Officers, and Airmen assigned to Air Force Technical Training at ATC and AU for formal training; S - Students (Pipeline) - Officers and Airmen assigned to Air Training Command (ATC), Strategic Air Command (SAC), and Tactical Air Command (TAC) for formal flying training courses - this includes all formal flying trainees from preflight through combat crew training (applicable only to ATC, SAC, and TAC); T - Students (Pipeline) - Officers and Airmen undergoing basic military training (applicable to ATC only); and V - Students (Pipeline) - Officers and Airmen assigned to ATC units for formal training, but who are awaiting entry into formal classes (applicable to ATC only).

END OF QUARTER	TOTAL		STUDENTS												PATIENTS	
	Officer	Air-men	TOTAL		L		M		S		T		V		Off-icers	Air-men
			Off-icers	Air-men	Off-icers	Air-men	Off-icers	Air-men	Off-icers	Air-men	Off-icers	Air-men	Off-icers	Air-men		
SEP (1960)	9,541	66,634	9,323	65,286	456	2,030	4,958	32,454	3,909	2,252	-	25,652	-	2,898	218	1,348
DEC	8,908	54,693	8,720	53,455	468	1,981	4,894	34,394	3,358	1,696	-	12,818	-	2,566	188	1,238
MAR (1961)	9,031	63,687	8,856	62,585	479	2,067	4,928	40,409	3,449	1,146	-	18,963	-	-	175	1,102
JUN	9,634	60,612	9,425	59,536	552	1,976	5,050	38,360	3,823	593	-	18,607	-	-	209	1,076

Source: Statistics and Reports Division, Directorate of Data Systems and Statistics, Comptroller of the Air Force.

TABLE 120 - USAF MILITARY PERSONNEL BY GRADE IN WHICH SERVING, BY COMPONENT, WORLD-WIDE,
AT END OF QUARTER - FY 1961

GRADE IN WHICH SERVING	TOTAL	REGULAR	AIR	ANG	AFUS	TOTAL	REGULAR	AIR	ANG	AFUS
		AIR FORCE	FORCE RESERVE				AIR FORCE	FORCE RESERVE		
	30 SEPTEMBER 1960					31 DECEMBER 1960				
WW - TOTAL (Incl USAFA Cadets)	813,474	734,370	76,761	288	2,055	810,823	732,555	75,973	286	2,009
USAFA CADET - TOTAL	1,839	-	-	-	1,839	1,798	-	-	-	1,798
WW - TOTAL (Excludes USAFA Cadets)	811,635	734,370	76,761	288	216	809,025	732,555	75,973	286	211
<u>Officer and Warrant Officer - Total</u>	<u>129,813</u>	<u>53,520</u>	<u>75,850</u>	<u>254</u>	<u>189</u>	<u>129,192</u>	<u>53,516</u>	<u>75,237</u>	<u>255</u>	<u>184</u>
Officer - Total	125,843	50,649	74,938	250	6	125,276	50,671	74,348	251	6
General - Total	418	408	6	4	-	411	401	6	4	-
General	11	11	-	-	-	11	11	-	-	-
Lieutenant General	29	29	-	-	-	28	28	-	-	-
Major General	168	163	3	2	-	165	160	3	2	-
Brigadier General	210	205	3	2	-	207	202	3	2	-
Colonel	4,796	4,479	296	20	1	4,720	4,422	277	20	1
Lieutenant Colonel	10,456	8,294	2,137	23	2	10,884	8,744	2,115	23	2
Major	25,413	12,235	13,124	52	2	24,580	11,774	12,752	52	2
Captain	44,100	16,629	27,345	125	1	48,538	17,999	30,413	125	1
First Lieutenant	30,330	7,316	22,991	23	-	25,921	6,332	19,566	23	-
Second Lieutenant	10,330	1,288	9,039	3	-	10,222	999	9,219	4	-
<u>Warrant Officer - Total</u>	<u>3,970</u>	<u>2,871</u>	<u>912</u>	<u>4</u>	<u>183</u>	<u>3,916</u>	<u>2,845</u>	<u>889</u>	<u>4</u>	<u>178</u>
Chief Warrant Officer, W-4	204	176	26	-	2	211	182	29	-	-
Chief Warrant Officer, W-3	1,037	854	153	-	30	1,044	865	149	-	30
Chief Warrant Officer, W-2	2,727	1,839	733	4	151	2,660	1,797	711	4	148
Warrant Officer, W-1	2	2	-	-	-	1	1	-	-	-
<u>Airman - Total</u>	<u>679,682</u>	<u>678,710</u>	<u>911</u>	<u>34</u>	<u>27</u>	<u>678,174</u>	<u>677,380</u>	<u>736</u>	<u>31</u>	<u>27</u>
Chief Master Sergeant	1,630	1,630	-	-	-	1,608	1,608	-	-	-
Senior Master Sergeant	7,274	7,267	5	2	2	7,163	7,158	5	-	-
Master Sergeant	41,534	41,481	49	2	2	42,224	42,167	53	3	1
Technical Sergeant	69,578	69,484	89	3	2	69,664	69,588	71	4	1
Staff Sergeant	146,299	145,932	353	13	1	145,884	145,615	259	8	2
Airman 1st Class	116,050	115,775	267	8	-	124,786	124,568	209	8	1
Airman 2nd Class	154,653	154,616	24	4	9	153,190	153,159	20	4	7
Airman 3rd Class	110,249	110,118	119	4	8	113,818	113,687	116	4	11
Airman Basic	32,415	32,407	5	-	3	19,837	19,830	3	-	4
Aviation Cadet - Total	2,140	2,140	-	-	-	1,659	1,659	-	-	-
	31 MARCH 1961					30 JUNE 1961				
WW - TOTAL (Incl USAFA Cadets)	820,307	742,466	75,630	262	1,949	821,151	744,452	73,999	225	2,475
USAFA CADET - TOTAL	1,739	-	-	-	1,739	2,267	-	-	-	2,267
WW - TOTAL (Excludes USAFA Cadets)	818,568	742,466	75,630	262	210	818,884	744,452	73,999	225	208
<u>Officer and Warrant Officer - Total</u>	<u>129,270</u>	<u>53,748</u>	<u>75,110</u>	<u>229</u>	<u>183</u>	<u>128,793</u>	<u>54,835</u>	<u>73,577</u>	<u>202</u>	<u>179</u>
Officer - Total	125,407	50,932	74,231	227	17	125,008	52,068	72,722	200	18
General - Total	429	419	6	4	-	426	416	7	3	-
General	11	11	-	-	-	10	10	-	-	-
Lieutenant General	25	25	-	-	-	27	27	-	-	-
Major General	176	171	3	2	-	170	165	4	1	-
Brigadier General	217	212	3	2	-	219	214	3	2	-
Colonel	5,002	4,704	278	20	-	5,019	4,714	285	20	-
Lieutenant Colonel	10,739	8,672	2,032	30	5	10,524	8,544	1,943	30	7
Major	26,353	12,047	14,251	50	5	25,936	11,923	13,956	52	5
Captain	45,903	17,594	28,195	107	7	45,224	17,820	27,312	86	6
First Lieutenant	27,321	6,739	20,572	10	-	28,001	7,613	20,381	7	-
Second Lieutenant	9,660	757	8,897	6	-	9,878	1,038	8,838	2	-
<u>Warrant Officer - Total</u>	<u>3,863</u>	<u>2,816</u>	<u>879</u>	<u>2</u>	<u>166</u>	<u>3,785</u>	<u>2,767</u>	<u>855</u>	<u>2</u>	<u>161</u>
Chief Warrant Officer, W-4	386	332	52	-	2	385	335	47	-	3
Chief Warrant Officer, W-3	1,257	974	241	-	42	1,237	957	238	-	42
Chief Warrant Officer, W-2	2,219	1,509	586	2	122	2,162	1,474	570	2	116
Warrant Officer, W-1	1	1	-	-	-	1	1	-	-	-
<u>Airman - Total</u>	<u>688,204</u>	<u>687,624</u>	<u>520</u>	<u>33</u>	<u>27</u>	<u>689,557</u>	<u>689,083</u>	<u>422</u>	<u>23</u>	<u>29</u>
Chief Master Sergeant	3,390	3,386	4	-	-	3,371	3,367	4	-	-
Senior Master Sergeant	9,246	9,242	3	1	-	9,186	9,176	8	2	-
Master Sergeant	37,337	37,280	54	3	-	37,415	37,372	39	3	1

TABLE 120 - USAF MILITARY PERSONNEL BY GRADE IN WHICH SERVING, BY COMPONENT, WORLD-WIDE,
AT END OF QUARTER - FY 1961 (CONTINUED)

GRADE IN WHICH SERVING	TOTAL	REGULAR AIR FORCE	AIR FORCE RESERVE	ANG	AFUS					
						TOTAL	REGULAR AIR FORCE	AIR FORCE RESERVE	ANG	AFUS
	31 MARCH 1961					30 JUNE 1961				
Technical Sergeant	69,125	69,056	63	5	1	69,003	68,947	55	1	-
Staff Sergeant	147,476	147,257	205	11	3	146,727	146,558	155	10	4
Airman 1st Class	135,126	134,948	166	6	6	141,050	140,909	134	6	1
Airman 2nd Class	152,270	152,235	20	4	11	155,594	155,563	19	1	11
Airman 3rd Class	107,510	107,498	4	2	6	103,536	103,519	6	-	11
Airman Basic	26,724	26,722	1	1	-	23,675	23,672	2	-	1
<u>Aviation Cadet - Total</u>	<u>1,094</u>	<u>1,094</u>	-	-	-	<u>534</u>	<u>534</u>	-	-	-

Source: Statistics and Reports Division, Directorate of Data Systems and Statistics, Comptroller of the Air Force.

TABLE 121 - USAF REGULAR COMMISSIONED OFFICERS BY GRADE IN WHICH SERVING, BY CONTROL BRANCH, WORLD-WIDE, AT END OF QUARTER - FY 1961

CONTROL BRANCH BY DATE	TOTAL	GENERAL	COLONELS	LIEUTENANT COLONELS	MAJORS	CAP-TAINS	FIRST LIEUTENANT	SECOND LIEUTENANTS
<u>30 SEPTEMBER (1960) - TOTAL</u> . . .	<u>50,649</u>	<u>408</u>	<u>4,479</u>	<u>8,294</u>	<u>12,235</u>	<u>16,629</u>	<u>7,316</u>	<u>1,288</u>
Nurse Corps	554	-	6	43	246	200	59	-
Chaplain Corps	418	2	26	82	73	208	27	-
Dental Corps	486	1	52	72	161	199	1	-
Medical Corps	1,149	15	195	173	205	559	2	-
Medical Service Corps	684	-	41	129	145	232	126	11
Veterinary Corps	112	-	16	28	36	32	-	-
Medical Specialists Corps	38	-	1	5	13	15	4	-
Women in the Air Force	205	-	1	54	54	81	13	2
Other Air Force Male	47,003	390	4,141	7,708	11,302	15,103	7,084	1,275
<u>31 DECEMBER (1960) - TOTAL</u> . . .	<u>50,671</u>	<u>401</u>	<u>4,422</u>	<u>8,744</u>	<u>11,774</u>	<u>17,999</u>	<u>6,332</u>	<u>999</u>
Nurse Corps	553	-	6	52	232	208	55	-
Chaplain Corps	412	2	24	82	68	223	13	-
Dental Corps	489	1	50	73	162	203	-	-
Medical Corps	1,152	18	189	184	192	567	2	-
Medical Service Corps	686	-	41	131	142	271	89	12
Veterinary Corps	110	-	15	28	36	31	-	-
Medical Specialists Corps	38	-	1	5	13	16	3	-
Women in the Air Force	199	-	1	51	52	81	12	2
Other Air Force Male	47,032	380	4,095	8,138	10,877	16,399	6,158	985
<u>31 MARCH (1961) - TOTAL</u>	<u>50,932</u>	<u>419</u>	<u>4,704</u>	<u>8,672</u>	<u>12,047</u>	<u>17,594</u>	<u>6,739</u>	<u>757</u>
Nurse Corps	561	-	6	58	220	212	65	-
Chaplain Corps	409	2	26	78	92	206	5	-
Dental Corps	497	1	55	83	155	202	-	1
Medical Corps	1,159	19	191	177	202	568	2	-
Medical Service Corps	684	-	47	128	141	268	95	5
Veterinary Corps	109	-	15	27	36	31	-	-
Medical Specialists Corps	39	-	1	6	13	16	3	-
Women in the Air Force	196	-	1	47	53	80	13	2
Other Air Force Male	47,278	397	4,362	8,068	11,135	16,011	6,556	749
<u>30 JUNE (1961) - TOTAL</u>	<u>52,068</u>	<u>416</u>	<u>4,714</u>	<u>8,544</u>	<u>11,923</u>	<u>17,820</u>	<u>7,613</u>	<u>1,038</u>
Nurse Corps	571	-	5	58	214	218	76	-
Chaplain Corps	422	2	27	77	92	208	16	-
Dental Corps	499	1	58	82	152	205	-	1
Medical Corps	1,157	16	192	175	193	580	1	-
Medical Service Corps	717	-	47	129	141	266	130	4
Veterinary Corps	112	-	15	27	35	35	-	-
Medical Specialists Corps	38	-	1	5	13	15	4	-
Women in the Air Force	195	-	1	43	52	81	16	2
Other Air Force Male	48,357	397	4,368	7,948	11,031	16,212	7,370	1,031

Source: Statistics and Reports Division, Directorate of Data Systems and Statistics, Comptroller of the Air Force.

TABLE 122 - USAF FEMALE PERSONNEL BY TYPE, BY GRADE IN WHICH SERVING, WORLD-WIDE-
30 JUN 1961

TYPE OF PERSONNEL BY GRADE	TOTAL	WOMEN IN THE AIR FORCE	AIR FORCE NURSE CORPS	MEDICAL SPECIAL- ISTS	TOTAL OF PERSONNEL BY GRADE	TOTAL	WOMEN IN THE AIR FORCE	AIR FORCE NURSE CORPS	MEDICAL SPECIAL- ISTS
<u>TOTAL</u>	<u>9,198</u>	<u>5,959</u>	<u>3,071</u>	<u>168</u>					
<u>Officer and Warrant Officer - Total</u>	<u>3,902</u>	<u>663</u>	<u>3,071</u>	<u>168</u>	<u>Airman - Total</u>	<u>5,296</u>	<u>5,296</u>	-	-
<u>Officer - Total</u>	<u>3,897</u>	<u>658</u>	<u>3,071</u>	<u>168</u>	Chief Master Sgt	3	3	-	-
Colonel	7	1	5	1	Senior Master Sergeant	22	22	-	-
Lieutenant Colonel	124	52	66	6	Master Sergeant	172	172	-	-
Major	463	87	353	23	Technical Sergeant	282	282	-	-
Captain	1,110	256	803	51	Staff Sergeant	553	553	-	-
First Lieutenant	1,580	193	1,335	52	Airman 1st Class	697	697	-	-
Second Lieutenant	613	69	509	35	Airman 2nd Class	1,617	1,617	-	-
<u>Warrant Officer - Total</u>	<u>5</u>	<u>5</u>	-	-	Airman 3rd Class	1,790	1,790	-	-
WO, W-4	-	-	-	-	Airman Basic	160	160	-	-
WO, W-3	2	2	-	-					
WO, W-2	3	3	-	-					
WO, W-1	-	-	-	-					

Source: Statistics and Reports Division, Directorate of Data Systems and Statistics, Comptroller of the Air Force

TABLE 123 - USAF OFFICERS BY AERONAUTICAL RATING, BY FLYING STATUS, BY GRADE IN WHICH SERVING, WORLD-WIDE, AT END OF QUARTER - FY 1961

AERONAUTICAL RATING AND GRADE	30 September 1960		31 December 1960		31 March 1961		30 June 1961	
	On Flying Status	Not On Flying Status	On Flying Status	Not On Flying Status	On Flying Status	Not On Flying Status	On Flying Status	Not On Flying Status
<u>PILOT - TOTAL</u>	<u>53,394</u>	<u>4,716</u>	<u>52,678</u>	<u>5,372</u>	<u>52,672</u>	<u>5,343</u>	<u>52,225</u>	<u>5,270</u>
General	338	11	336	12	349	10	350	12
Colonel	2,905	147	2,878	168	3,053	185	3,077	177
Lieutenant Colonel	4,829	517	5,031	589	5,004	596	4,924	600
Major	12,577	1,673	12,016	1,906	12,870	2,109	12,692	2,087
Captain	18,878	2,208	21,068	2,515	19,941	2,266	19,619	2,197
First Lieutenant	12,559	131	10,146	149	10,144	142	10,357	155
Second Lieutenant	1,308	4	1,203	5	1,311	4	1,206	5
Warrant Officer	-	25	-	28	-	31	-	37
<u>NAVIGATOR/OBSERVER - TOTAL</u>	<u>18,253</u>	<u>3,104</u>	<u>18,300</u>	<u>3,222</u>	<u>18,597</u>	<u>3,244</u>	<u>19,173</u>	<u>3,236</u>
General	-	1	-	1	-	1	-	1
Colonel	75	73	73	76	95	83	96	84
Lieutenant Colonel	740	346	784	359	789	354	791	339
Major	2,735	945	2,708	981	2,982	1,100	2,933	1,090
Captain	6,465	1,512	7,345	1,570	7,060	1,442	6,986	1,409
First Lieutenant	6,205	170	5,103	176	5,273	185	5,492	201
Second Lieutenant	2,033	44	2,287	46	2,398	63	2,875	96
Warrant Officer	-	13	-	13	-	16	-	16
<u>FLIGHT SURGEON - TOTAL</u>	<u>599</u>	<u>115</u>	<u>621</u>	<u>105</u>	<u>642</u>	<u>126</u>	<u>632</u>	<u>124</u>
General	15	1	15	1	16	-	14	-
Colonel	193	10	188	10	191	8	191	9
Lieutenant Colonel	147	18	155	16	142	19	139	20
Major	90	18	89	16	81	25	78	21
Captain	152	68	172	62	208	74	207	74
First Lieutenant	2	-	1	-	3	-	3	-
Second Lieutenant	-	-	1	-	1	-	-	-
Warrant Officer	-	-	-	-	-	-	-	-
<u>NON-RATED - TOTAL</u>	<u>2,589</u>	<u>47,043</u>	<u>2,179</u>	<u>46,715</u>	<u>1,977</u>	<u>46,669</u>	<u>2,206</u>	<u>45,927</u>
General	1	51	-	46	1	52	-	49
Colonel	4	1,389	4	1,323	8	1,379	9	1,376
Lieutenant Colonel	16	3,843	15	3,935	13	3,822	17	3,694
Major	69	7,306	57	6,807	51	7,135	53	6,982
Captain	384	14,433	436	15,370	443	14,469	417	14,315
First Lieutenant	303	10,961	242	10,104	250	11,324	258	11,535
Second Lieutenant	1,799	5,142	1,412	5,268	1,194	4,689	1,440	4,256
Warrant Officer	13	3,918	13	3,862	17	3,799	12	3,720

Source: Statistics and Reports Division, Directorate of Data Systems and Statistics, Comptroller of the Air Force

TABLE 124 - USAF OFFICERS BY AERONAUTICAL STATUS, WORLD-WIDE, AT END OF QUARTER - FY 1961

RATING AND DESIGNATION	30 SEPTEMBER 1960		31 DECEMBER 1960		31 MARCH 1961		30 JUNE 1961	
	On Flying Status	Not On Flying Status	On Flying Status	Not On Flying Status	On Flying Status	Not On Flying Status	On Flying Status	Not On Flying Status
<u>TOTAL</u>	<u>74,835</u>	<u>54,978</u>	<u>73,778</u>	<u>55,414</u>	<u>73,888</u>	<u>55,382</u>	<u>74,236</u>	<u>54,557</u>
<u>RATED - TOTAL</u> a/	<u>72,246</u>	<u>7,935</u>	<u>71,599</u>	<u>8,699</u>	<u>71,911</u>	<u>8,713</u>	<u>72,030</u>	<u>8,630</u>
<u>Pilot - Total</u>	<u>53,394</u>	<u>4,716</u>	<u>52,678</u>	<u>5,372</u>	<u>52,672</u>	<u>5,343</u>	<u>52,225</u>	<u>5,270</u>
Command	23,497	629	23,443	717	23,746	713	23,733	709
Senior	9,888	1,254	9,612	1,429	9,591	1,421	9,656	1,390
Pilot	20,009	2,833	19,623	3,226	19,335	3,209	18,836	3,171
<u>Navigator - Total</u>	<u>17,104</u>	<u>1,272</u>	<u>17,227</u>	<u>1,311</u>	<u>17,582</u>	<u>1,346</u>	<u>18,187</u>	<u>1,395</u>
Master	3,874	81	4,077	84	4,213	86	4,259	93
Senior	2,696	286	2,638	295	2,594	303	2,670	303
Navigator	10,534	905	10,512	932	10,775	957	11,258	999
<u>Aircraft Observer - Total</u>	<u>1,149</u>	<u>1,832</u>	<u>1,073</u>	<u>1,911</u>	<u>1,015</u>	<u>1,898</u>	<u>986</u>	<u>1,841</u>
Master	57	1	71	1	79	1	89	2
Senior	400	128	403	134	396	133	420	129
Aircraft Observer	692	1,703	599	1,776	540	1,764	477	1,710
<u>Flight Surgeon - Total</u>	<u>599</u>	<u>115</u>	<u>621</u>	<u>105</u>	<u>642</u>	<u>126</u>	<u>632</u>	<u>124</u>
Chief	87	1	87	1	92	1	91	1
Senior	150	7	156	7	145	8	147	10
Flight Surgeon	362	107	378	97	405	117	394	113
<u>NON-RATED - TOTAL</u> a/	<u>2,589</u>	<u>47,043</u>	<u>2,179</u>	<u>46,715</u>	<u>1,977</u>	<u>46,669</u>	<u>2,206</u>	<u>45,927</u>
<u>Aeronautical Designation - Total</u>	<u>424</u>	<u>771</u>	<u>466</u>	<u>848</u>	<u>442</u>	<u>804</u>	<u>421</u>	<u>799</u>
Aviation Medical Examiner	255	62	294	69	292	65	260	62
Flight Nurse	169	709	172	779	150	739	161	737
<u>Other - Total</u>	<u>2,165</u>	<u>46,272</u>	<u>1,713</u>	<u>45,867</u>	<u>1,535</u>	<u>45,865</u>	<u>1,785</u>	<u>45,128</u>

a/ Includes Warrant Officers

Source: Statistics and Reports Division, Directorate of Data Systems and Statistics, Comptroller of the Air Force

CONFIDENTIAL

**TABLE 125 USAF OFFICERS BY AERONAUTICAL RATING, BY FLYING STATUS, BY COMMAND, WORLD-WIDE,
SEMIANNUALLY - 31 DEC 1960 AND 30 JUN 1961**

(Data for the States of Alaska and Hawaii are included in Alaskan Air Command and Pacific Air Forces respectively.)

COMMAND AND FUNCTIONAL GROUP	TOTAL		PILOT		NAVIGATORS AND OBSERVERS		OTHER	
	On Flying Status	Not On Flying Status	On Flying Status	Not On Flying Status	On Flying Status	Not On Flying Status	On Flying Status	Not On Flying Status
<u>31 DECEMBER 1960 - TOTAL</u>	<u>73,778</u>	<u>55,414</u>	<u>52,678</u>	<u>5,372</u>	<u>18,300</u>	<u>3,222</u>	<u>2,800</u>	<u>46,820</u>
<u>PERMANENT PARTY - TOTAL</u>	<u>67,520</u>	<u>52,764</u>	<u>49,938</u>	<u>5,171</u>	<u>16,338</u>	<u>3,066</u>	<u>1,244</u>	<u>44,527</u>
<u>CONTINENTAL US - TOTAL</u>	<u>55,319</u>	<u>40,411</u>	<u>40,246</u>	<u>3,952</u>	<u>14,197</u>	<u>2,306</u>	<u>876</u>	<u>34,153</u>
Aeronautical Chart And Information Center a/	25	35	19	2	5	2	1	31
Air Defense Command	6,852	5,999	5,551	558	1,228	283	73	5,158
Air Force Accounting And Finance Center.	15	41	15	-	-	4	-	37
Air Force Logistics Command b/ Air Force Systems Command c/	1,554	2,544	1,310	217	203	114	41	2,213
Air Training Command	2,928	3,446	2,402	291	448	207	78	2,948
Air University	5,473	4,957	4,101	420	1,204	230	168	4,307
Air Force Accounting And Finance Center.	1,090	958	1,009	118	69	67	12	773
Continental Air Command	573	786	496	87	67	50	10	649
Headquarters Command, USAF	1,707	3,021	1,519	287	144	176	44	2,558
Headquarters, US Air Force	1,507	1,259	1,335	154	127	93	45	1,012
Military Air Transport Service	5,070	3,704	3,827	343	1,132	143	111	3,218
Strategic Air Command	24,013	10,451	14,820	1,144	8,998	782	195	8,525
Tactical Air Command	4,101	2,306	3,512	251	501	102	88	1,953
USAF Academy e/	304	301	237	29	58	20	9	252
USAF Security Service	107	603	93	51	13	33	1	519
<u>OVERSEA - TOTAL</u>	<u>12,201</u>	<u>12,353</u>	<u>9,692</u>	<u>1,219</u>	<u>2,141</u>	<u>760</u>	<u>368</u>	<u>10,374</u>
Aeronautical Chart And Information Center a/	8	8	4	1	4	1	-	6
Air Force Logistics Command b/ Air Force Systems Command c/	201	491	169	54	32	31	-	406
Alaskan Air Command	44	33	32	3	11	1	1	29
Caribbean Air Command	501	766	429	76	56	59	16	631
Headquarters Command, USAF	134	98	126	8	3	8	5	82
Military Air Transport Service	397	494	359	36	32	38	6	420
Pacific Air Forces	1,793	1,642	1,352	130	384	77	57	1,435
Strategic Air Command	2,676	2,729	2,236	305	355	145	85	2,279
US Air Forces In Europe	1,866	1,011	1,276	193	548	121	42	697
USAF Security Service	4,429	4,480	3,587	381	686	251	156	3,848
USAF Security Service	152	601	122	32	30	28	-	541
<u>PIPELINE - TOTAL</u>	<u>6,258</u>	<u>2,650</u>	<u>2,740</u>	<u>201</u>	<u>1,962</u>	<u>156</u>	<u>1,556</u>	<u>2,293</u>
<u>30 JUNE 1961 - TOTAL</u>	<u>74,236</u>	<u>54,557</u>	<u>52,225</u>	<u>5,270</u>	<u>19,173</u>	<u>3,236</u>	<u>2,838</u>	<u>46,051</u>
<u>PERMANENT PARTY - TOTAL</u>	<u>67,794</u>	<u>51,365</u>	<u>49,568</u>	<u>5,075</u>	<u>16,963</u>	<u>3,055</u>	<u>1,263</u>	<u>43,235</u>
<u>CONTINENTAL US - TOTAL</u>	<u>55,847</u>	<u>38,738</u>	<u>40,006</u>	<u>3,830</u>	<u>14,946</u>	<u>2,301</u>	<u>895</u>	<u>32,607</u>
Aeronautical Chart And Information Center a/	24	38	20	3	4	2	-	33
Air Defense Command	6,661	5,724	5,374	580	1,222	307	65	4,837
Air Force Accounting And Finance Center.	16	40	15	-	1	4	-	36
Air Force Logistics Command b/ Air Force Systems Command c/	1,339	2,082	1,098	165	201	84	40	1,833
Air Training Command	3,242	3,698	2,647	346	485	224	110	3,128
Air University	5,116	4,639	3,866	384	1,094	219	156	4,036
Air Force Accounting And Finance Center.	1,201	984	1,105	119	84	69	12	796
Continental Air Command	481	608	411	75	64	42	6	491
Headquarters Command, USAF	1,778	2,957	1,574	295	158	178	46	2,484
Headquarters, US Air Force	1,517	1,232	1,338	145	136	65	43	1,022
Military Air Transport Service	5,234	3,738	3,726	351	1,385	155	123	3,232

CONFIDENTIAL

CONFIDENTIAL

TABLE 125 - USAF OFFICERS BY AERONAUTICAL RATING, BY FLYING STATUS, BY COMMAND, WORLD-WIDE, SEMIANNUALLY - 31 DEC 1960 AND 30 JUN 1961 (CONTINUED)

COMMAND AND FUNCTIONAL GROUP	TOTAL		PILOT		NAVIGATORS AND OBSERVERS		OTHER	
	On Flying Status	Not On Flying Status	On Flying Status	Not On Flying Status	On Flying Status	Not On Flying Status	On Flying Status	Not On Flying Status
<u>CONTINENTAL US (Con't)</u>								
Office of Aerospace Research <u>d/</u>	80	160	64	5	15	7	1	148
Strategic Air Command	24,539	9,700	14,923	1,040	9,432	793	184	7,867
Tactical Air Command	4,212	2,232	3,530	236	583	103	99	1,893
USAF Academy <u>e/</u>	284	306	216	28	61	19	7	259
USAF Security Service	123	600	99	58	21	30	3	512
<u>OVERSEA - TOTAL</u>	<u>11,947</u>	<u>12,627</u>	<u>9,562</u>	<u>1,245</u>	<u>2,017</u>	<u>754</u>	<u>368</u>	<u>10,628</u>
Aeronautical Chart And Information Center <u>a/</u>	9	7	4	1	5	1	-	5
Air Force Logistics Command <u>b/</u>	159	362	135	37	22	24	2	301
Air Force Systems Command <u>c/</u>	48	11	33	3	15	1	-	7
Alaskan Air Command	478	707	408	69	52	51	18	587
Caribbean Air Command	137	97	131	11	3	9	3	77
Headquarters Command, USAF	414	523	370	52	39	47	5	424
Military Air Transport Service	1,802	1,641	1,363	141	386	70	53	1,430
Pacific Air Forces	2,879	2,789	2,372	312	424	156	83	2,321
Strategic Air Command	1,484	1,447	1,075	198	379	115	30	1,134
US Air Forces in Europe	4,366	4,375	3,531	387	662	241	173	3,747
USAF Security Service	171	668	140	34	30	39	1	595
<u>PIPELINE - TOTAL</u>	<u>6,442</u>	<u>3,192</u>	<u>2,657</u>	<u>195</u>	<u>2,210</u>	<u>181</u>	<u>1,575</u>	<u>2,816</u>

a/ Designated as a separate operating agency, 1 July 1960.

b/ Redesignated, 1 April 1961; originally Air Materiel Command.

c/ Redesignated, 1 April 1961; originally Air Research and Development Command

d/ Designated as a separate operating agency, 1 April 1961; originally a part of Air Research and Development Command.

e/ Excludes Cadets.

Source: Statistics and Reports Division, Directorate of Data Systems and Statistics, Comptroller of the Air Force.

CONFIDENTIAL

TABLE 126 - USAF OFFICERS ON FLYING STATUS BY AERONAUTICAL RATING, BY AGE, WORLD-WIDE, SEMIANNUALLY - 31 DEC 1960 AND 30 JUN 1961

("Other" referenced below includes Flight Surgeons. Table includes Generals.)

AGE GROUP	31 December 1960				30 JUNE 1961			
	TOTAL	PILOT	NAVIGATOR/ OBSERVER	OTHER	TOTAL	PILOT	NAVIGATOR/ OBSERVER	OTHER
<u>TOTAL</u>	<u>73,778</u>	<u>52,678</u>	<u>18,300</u>	<u>2,800</u>	<u>74,236</u>	<u>52,225</u>	<u>19,173</u>	<u>2,838</u>
<u>20 Through 24 - Total</u>	<u>6,490</u>	<u>2,383</u>	<u>2,841</u>	<u>1,266</u>	<u>7,129</u>	<u>2,358</u>	<u>3,501</u>	<u>1,270</u>
20	209	16	193	-	300	9	291	-
21	637	97	495	45	841	161	655	25
22	1,252	264	604	384	1,396	240	778	378
23	2,048	764	697	587	2,122	747	830	545
24	2,344	1,242	852	250	2,470	1,201	947	322
<u>25 Through 29 - Total</u>	<u>19,817</u>	<u>12,997</u>	<u>6,114</u>	<u>706</u>	<u>19,089</u>	<u>12,366</u>	<u>5,978</u>	<u>745</u>
25	3,155	1,885	1,142	128	2,711	1,569	990	152
26	4,247	2,728	1,367	152	3,680	2,334	1,214	132
27	4,562	2,955	1,431	176	4,474	2,882	1,384	208
28	4,273	2,906	1,218	149	4,452	2,946	1,366	140
29	3,580	2,523	956	101	3,772	2,635	1,024	113
<u>30 Through 34 - Total</u>	<u>10,695</u>	<u>7,917</u>	<u>2,575</u>	<u>203</u>	<u>11,645</u>	<u>8,564</u>	<u>2,873</u>	<u>208</u>
30	3,270	2,395	824	51	3,357	2,425	869	63
31	2,782	1,996	718	68	2,933	2,153	741	39
32	2,204	1,653	514	37	2,573	1,854	668	51
33	1,229	930	275	24	1,581	1,199	350	32
34	1,210	943	244	23	1,201	933	245	23
<u>35 Through 39 - Total</u>	<u>18,154</u>	<u>14,490</u>	<u>3,455</u>	<u>209</u>	<u>16,167</u>	<u>12,870</u>	<u>3,103</u>	<u>194</u>
35	2,417	1,815	567	35	1,598	1,211	360	27
36	3,253	2,606	617	30	2,865	2,216	618	31
37	3,710	2,922	744	44	3,581	2,871	671	39
38	4,003	3,260	688	55	3,795	3,028	714	53
39	4,771	3,887	839	45	4,328	3,544	740	44
<u>40 Through 44 - Total</u>	<u>15,833</u>	<u>12,733</u>	<u>2,946</u>	<u>154</u>	<u>16,761</u>	<u>13,490</u>	<u>3,098</u>	<u>173</u>
40	4,494	3,701	751	42	4,516	3,670	800	46
41	3,657	2,990	640	27	4,098	3,376	692	30
42	3,251	2,600	626	25	3,242	2,602	607	33
43	2,565	1,994	530	41	2,804	2,243	518	43
44	1,866	1,448	399	19	2,101	1,599	481	21
<u>45 Through 49 - Total</u>	<u>2,191</u>	<u>1,738</u>	<u>322</u>	<u>131</u>	<u>2,775</u>	<u>2,203</u>	<u>445</u>	<u>127</u>
45	1,207	935	243	29	1,441	1,136	284	21
46	449	372	52	25	713	569	118	26
47	242	193	18	31	308	242	34	32
48	155	121	7	27	174	144	6	24
49	138	117	2	19	139	112	3	24
<u>50 Through 54 - Total</u>	<u>405</u>	<u>306</u>	<u>12</u>	<u>87</u>	<u>401</u>	<u>305</u>	<u>11</u>	<u>85</u>
50	123	91	5	27	112	91	3	18
51	117	95	4	18	103	77	4	22
52	82	62	2	18	87	71	1	15
53	41	27	-	14	56	37	2	17
54	42	31	1	10	43	29	1	13
<u>55 And Older - Total</u>	<u>64</u>	<u>43</u>	<u>-</u>	<u>21</u>	<u>67</u>	<u>47</u>	<u>-</u>	<u>20</u>
55	25	21	-	4	24	20	-	4
56	16	6	-	10	19	11	-	8
57	12	10	-	2	10	6	-	4
58	7	4	-	3	9	8	-	1
59	4	2	-	2	5	2	-	3
<u>60 And Older - Total</u>	<u>1</u>	<u>1</u>	<u>-</u>	<u>-</u>	<u>1</u>	<u>-</u>	<u>-</u>	<u>1</u>
<u>Unknown - Total</u>	<u>128</u>	<u>70</u>	<u>35</u>	<u>23</u>	<u>201</u>	<u>22</u>	<u>164</u>	<u>15</u>

Source: Statistics and Reports Division, Directorate of Data Systems and Statistics, Comptroller of the Air Force

TABLE 127 - PILOTS ON FLYING STATUS BY GRADE IN WHICH SERVING, BY TYPE OF DUTY,
BY AGE GROUP, WORLD-WIDE - 30 JUN 1961

DUTY AND AGE GROUP	TOTAL	COLONEL	LIEU- TENANT COLONEL	MAJOR	CAPTAIN	FIRST LIEU- TENANT	SECOND LIEU- TENANT
<u>TOTAL</u>	<u>51,875</u>	<u>3,077</u>	<u>4,924</u>	<u>12,692</u>	<u>19,619</u>	<u>10,357</u>	<u>1,206</u>
24 AND YOUNGER - TOTAL	2,358	-	-	-	1	1,363	994
25 THROUGH 29 - TOTAL	12,366	-	-	4	4,011	8,150	201
30 THROUGH 34 - TOTAL	8,564	-	3	168	7,565	826	2
35 THROUGH 39 - TOTAL	12,870	147	740	6,201	5,774	8	-
40 THROUGH 44 - TOTAL	13,462	1,961	3,477	5,882	2,140	2	-
45 AND OLDER - TOTAL	2,233	969	704	435	124	1	-
UNKNOWN - TOTAL	22	-	-	2	4	7	9
<u>Crew - Total</u>	<u>22,406</u>	<u>15</u>	<u>551</u>	<u>2,919</u>	<u>9,822</u>	<u>8,204</u>	<u>895</u>
24 and Younger	1,908	-	-	-	1	1,179	728
25 Through 29	9,375	-	-	3	2,794	6,418	160
30 Through 34	4,547	-	3	88	3,859	596	1
35 Through 39	4,030	4	163	1,507	2,350	6	-
40 Through 44	2,381	9	342	1,247	782	1	-
45 and Older	154	2	43	74	34	1	-
Unknown	11	-	-	-	2	3	6
<u>Command Operational Staff and Technical - Total</u>	<u>8,209</u>	<u>1,073</u>	<u>1,302</u>	<u>2,909</u>	<u>2,652</u>	<u>269</u>	<u>4</u>
24 and Younger	8	-	-	-	-	4	4
25 Through 29	490	-	-	-	261	229	-
30 Through 34	1,028	-	-	25	968	35	-
35 Through 39	2,721	56	215	1,444	1,005	1	-
40 Through 44	3,377	717	915	1,353	392	-	-
45 and Older	585	300	172	87	26	-	-
<u>Rated Mobilization and Professional Resource - Total</u>	<u>18,604</u>	<u>1,877</u>	<u>2,977</u>	<u>6,411</u>	<u>6,087</u>	<u>1,245</u>	<u>7</u>
24 and Younger	31	-	-	-	-	26	5
25 Through 29	1,821	-	-	1	750	1,069	1
30 Through 34	2,401	-	-	35	2,217	148	1
35 Through 39	5,447	69	331	2,906	2,140	1	-
40 Through 44	7,424	1,149	2,162	3,196	916	1	-
45 and Older	1,477	659	484	271	63	-	-
Unknown	3	-	-	2	1	-	-
<u>Pipeline - Total</u>	<u>2,656</u>	<u>112</u>	<u>94</u>	<u>453</u>	<u>1,058</u>	<u>639</u>	<u>300</u>
24 and Younger	411	-	-	-	-	154	257
25 Through 29	680	-	-	-	206	434	40
30 Through 34	588	-	-	20	521	47	-
35 Through 39	672	18	31	344	279	-	-
40 Through 44	280	86	58	86	50	-	-
45 and Older	17	8	5	3	1	-	-
Unknown	8	-	-	-	1	4	3

Source: Statistics and Reports Division, Directorate of Data Systems and Statistics, Comptroller of the Air Force

**TABLE 128 - NAVIGATORS ON FLYING STATUS BY GRADE IN WHICH SERVING, BY TYPE OF DUTY,
BY AGE GROUP, WORLD-WIDE - 30 JUN 1961**

DUTY AND AGE GROUP	TOTAL	COLONEL	LIEU- TENANT COLONEL	MAJOR	CAPTAIN	FIRST LIEU- TENANT	SECOND LIEU- TENANT
<u>TOTAL</u>	<u>19,173</u>	<u>96</u>	<u>791</u>	<u>2,933</u>	<u>6,986</u>	<u>5,492</u>	<u>2,875</u>
24 AND YOUNGER - TOTAL	3,501	-	-	-	2	1,088	2,411
25 THROUGH 29 - TOTAL	5,978	-	-	26	1,662	3,985	305
30 THROUGH 34 - TOTAL	2,873	1	1	86	2,380	403	3
35 THROUGH 39 - TOTAL	3,103	4	99	1,137	1,857	6	-
40 THROUGH 44 - TOTAL	3,098	63	530	1,487	1,016	1	1
45 AND OLDER - TOTAL	456	29	161	197	68	1	-
UNKNOWN	164	-	-	-	1	8	155
<u>Crew - Total</u>	<u>12,608</u>	<u>-</u>	<u>108</u>	<u>1,322</u>	<u>4,899</u>	<u>4,944</u>	<u>1,335</u>
24 and Younger	2,096	-	-	-	2	959	1,135
25 Through 29	5,227	-	-	25	1,434	3,606	162
30 Through 34	2,220	-	1	80	1,768	369	2
35 Through 39	1,665	-	34	533	1,093	5	-
40 Through 44	1,232	-	61	601	569	1	-
45 and Older	129	-	12	83	33	1	-
Unknown	39	-	-	-	-	3	36
<u>Command Operational Staff And Technical - Total</u>	<u>1,178</u>	<u>12</u>	<u>188</u>	<u>515</u>	<u>428</u>	<u>35</u>	<u>-</u>
24 and Younger	1	-	-	-	-	1	-
25 Through 29	71	-	-	-	42	29	-
30 Through 34	94	-	-	-	89	5	-
35 Through 39	370	2	20	190	158	-	-
40 Through 44	565	8	137	291	129	-	-
45 And Older	76	2	31	34	9	-	-
Unknown	1	-	-	-	1	-	-
<u>Rated Mobilization And Professional Resource - Total</u>	<u>3,283</u>	<u>83</u>	<u>485</u>	<u>1,014</u>	<u>1,406</u>	<u>176</u>	<u>119</u>
24 and Younger	75	-	-	-	-	11	64
25 Through 29	281	-	-	-	134	143	4
30 Through 34	452	-	-	4	425	22	1
35 Through 39	922	2	41	356	523	-	-
40 Through 44	1,255	54	327	575	298	-	1
45 And Older	249	27	117	79	26	-	-
Unknown	49	-	-	-	-	-	49
<u>Pipeline - Total</u>	<u>2,104</u>	<u>1</u>	<u>10</u>	<u>82</u>	<u>253</u>	<u>337</u>	<u>1,421</u>
24 and Younger	1,329	-	-	-	-	117	1,212
25 Through 29	395	-	-	1	52	207	139
30 Through 34	107	-	-	2	98	7	-
35 Through 39	146	-	4	58	83	1	-
40 Through 44	46	1	5	20	20	-	-
45 and Older	2	-	1	1	-	-	-
Unknown	75	-	-	-	-	5	70

Source: Statistics and Reports Division, Directorate of Data Systems and Statistics, Comptroller of the Air Force

TABLE 129 - AUTHORIZED AND ASSIGNED USAF OFFICERS BY OCCUPATIONAL FIELD BASED ON DUTY SPECIALTY, WORLD-WIDE, SEMIANNUALLY - 31 DEC 1960 AND 30 JUN 1961

OCCUPATIONAL FIELD	TOTAL ASSIGNED	PERMANENT PARTY		PIPELINE	
		Authorized	Assigned	Students	Patients
<u>31 DECEMBER 1960 - TOTAL</u>	<u>129,192</u>	<u>127,257</u>	<u>120,285</u>	<u>8,720</u>	<u>187</u>
Commander and Director	4,000	3,885	3,899	101	-
Pilot and Navigator-Observer Utilization Field	47,405	41,346	44,044	3,361	-
A/C Control Utilization Field	714	765	709	5	-
Weapon Director Utilization Field	3,911	4,262	3,852	59	-
Guided Missile Operations Utilization Field	1,576	1,442	1,469	107	-
Weather	2,385	2,111	2,112	273	-
Scientific	607	474	536	71	-
Research and Development Engineer	4,282	4,290	3,996	286	-
Communications-Electronics	5,948	5,793	5,416	532	-
Guided Missile Maintenance	624	632	584	40	-
Armament	2,462	2,132	2,295	167	-
Aircraft Maintenance	4,892	4,562	4,645	247	-
Motor Vehicle Maintenance	295	298	292	3	-
Civil Engineering	2,293	2,072	2,197	96	-
Cartography	182	163	178	4	-
Transportation	1,284	1,211	1,247	37	-
Logistics	263	249	262	1	-
Supply	6,192	6,034	6,136	56	-
Production	1,144	1,072	1,088	56	-
Procurement	486	463	470	16	-
Financial	1,679	1,612	1,633	46	-
Statistical	1,204	1,209	1,171	33	-
Administrative Services	5,079	4,697	5,017	62	-
Photography	157	173	153	4	-
Information	756	762	748	8	-
Personnel	4,738	4,636	4,629	109	-
Research Psychology	51	42	46	5	-
Education and Training	2,720	2,621	2,673	47	-
Air Police	1,103	1,121	1,094	9	-
Intelligence	2,669	2,701	2,566	103	-
Special Investigations	1,075	1,017	1,026	49	-
Legal	1,203	1,183	1,198	5	-
Chaplain	1,100	1,146	1,094	6	-
Medical	10,977	10,407	10,213	764	-
General Officer	572	596	572	-	-
Other <u>a/</u>	3,164	9,573	1,025	1,952	187
Unallotted AFSC	-	505	-	-	-
<u>30 JUNE 1961 - TOTAL</u>	<u>128,793</u>	<u>127,618</u>	<u>119,189</u>	<u>9,394</u>	<u>210</u>
Commander and Director	4,135	3,929	4,040	95	-
Pilot and Navigator-Observer Utilization Field	46,266	40,492	42,902	3,360	4
A/C Control Utilization Field	708	759	706	2	-
Weapon Director Utilization Field	3,746	3,824	3,702	44	-
Guided Missile Operations Utilization Field	1,562	1,009	1,435	127	-
Safety	658	662	652	6	-
Weather	2,373	2,081	2,116	257	-
Scientific	658	514	587	71	-
Research and Development	2,840	2,617	2,724	116	-
Engineering	1,702	1,629	1,523	179	-
Communications-Electronics	6,038	5,908	5,346	692	-
Missile	1,059	1,237	991	68	-
Armament	2,405	2,221	2,257	148	-
Aircraft Maintenance	4,746	4,534	4,501	245	-
Motor Vehicle Maintenance	284	275	279	5	-
Civil Engineering	2,317	2,001	2,222	95	-

TABLE 129 - AUTHORIZED AND ASSIGNED USAF OFFICERS BY OCCUPATIONAL FIELD BASED ON DUTY SPECIALTY, WORLD-WIDE, SEMIANNUALLY - 31 DEC 1960 AND 30 JUN 1961 (CONTINUED)

OCCUPATIONAL FIELD	TOTAL ASSIGNED	PERMANENT PARTY		PIPELINE	
		Authorized	Assigned	Students	Patients
<u>30 JUNE 1961 (Continued)</u>					
Cartography	201	165	197	4	-
Transportation	1,248	1,169	1,215	33	-
Logistics	330	334	325	5	-
Supply	5,918	5,810	5,853	65	-
Production	1,135	763	1,085	50	-
Procurement	490	465	473	17	-
Financial	1,636	1,554	1,595	41	-
Statistical	1,192	1,169	1,155	36	1
Administrative Services	4,970	4,681	4,875	95	-
Photography	158	167	153	5	-
Information	781	771	769	12	-
Personnel	4,498	4,433	4,385	113	-
Research Psychology	49	40	45	4	-
Education and Training	2,780	2,665	2,734	46	-
Air Police	1,048	1,080	1,035	13	-
Intelligence	2,492	2,494	2,391	101	-
Special Investigations	1,032	1,018	974	58	-
Legal	1,273	1,237	1,268	5	-
Chaplain	1,117	1,110	1,112	5	-
Medical	10,585	10,523	9,799	785	1
General Officer	592	601	592	-	-
Other ^{a/}	3,771	11,253	1,176	2,391	204
Unallotted AFSC	-	424	-	-	-

^{a/} "Other" includes Unclassified, Pilot Trainees, Navigator Trainees, Pipeline, and Authorizations.

Source: Statistics and Reports Division, Directorate of Data Systems and Statistics, Comptroller of the Air Force.

[REDACTED]

TABLE 130 - AUTHORIZED AND ASSIGNED PERMANENT PARTY AIRMEN BY CONTROL AF SPECIALTY WITHIN CAREER FIELD, BY SKILL LEVEL, WORLD-WIDE, SEMIANNUALLY - 31 DEC 1960 AND 30 JUN 1961

DATE, CATEGORY, AND CAREER FIELD	TOTAL		SKILL LEVEL STATUS									
			Unskilled (1)		Semi-Skilled (3)		Skilled (5)		Advanced (7)		Superintendent (9)	
	Author-ized	As-signed	Author-ized	As-signed	Author-ized	As-signed	Author-ized	As-signed	Author-ized	As-signed	Author-ized	As-signed
<u>31 DECEMBER 1960 - TOTAL</u>	<u>638,919</u>	<u>618,973</u>	<u>426</u>	<u>1,408</u>	<u>196,569</u>	<u>136,115</u>	<u>309,790</u>	<u>352,694</u>	<u>113,840</u>	<u>117,952</u>	<u>18,294</u>	<u>10,804</u>
<u>HIGHLY TECHNICAL - TOTAL</u>	<u>297,749</u>	<u>287,699</u>	<u>22</u>	<u>176</u>	<u>75,405</u>	<u>59,398</u>	<u>145,068</u>	<u>155,181</u>	<u>65,040</u>	<u>65,777</u>	<u>12,214</u>	<u>7,167</u>
Intelligence	7,517	8,230	-	5	1,838	2,339	3,894	4,083	1,549	1,640	236	163
Weather	5,044	4,892	-	2	1,640	1,245	1,924	2,343	1,242	1,168	238	134
Air Traffic Control and Warning	28,576	26,147	-	18	7,929	4,026	13,400	15,291	5,911	6,319	1,336	493
Communications Operations	32,570	33,447	1	34	10,394	8,101	17,001	19,974	4,417	4,834	757	504
Radio-Radar Systems	42,717	38,727	-	17	8,172	9,327	23,594	21,146	9,274	7,316	1,677	921
Missile Guidance and Control Systems	4,572	5,421	-	3	792	2,590	1,844	1,717	1,689	989	247	122
Armament Systems Maintenance and Gunner	14,848	14,219	-	6	3,934	4,582	5,803	5,727	4,292	3,438	819	466
Nuclear Weapons	1,199	1,138	-	-	94	321	637	444	357	325	111	48
Training Devices	2,425	2,646	-	2	372	756	1,472	1,320	489	506	92	62
Aircraft and Missile Accessory Maintenance	28,037	26,220	-	20	7,846	4,826	15,496	16,934	4,152	4,213	543	227
Aircraft and Missile Maintenance	113,311	110,891	12	22	26,878	16,720	53,232	59,150	27,726	31,329	5,463	3,670
Munitions and Weapons Maintenance	14,010	12,942	9	31	4,753	3,641	6,127	6,629	2,582	2,377	539	264
Education and Training	2,923	2,779	-	16	763	924	644	423	1,360	1,323	156	93
<u>TECHNICAL - TOTAL</u>	<u>132,581</u>	<u>128,040</u>	<u>103</u>	<u>418</u>	<u>35,175</u>	<u>29,102</u>	<u>68,444</u>	<u>69,174</u>	<u>24,990</u>	<u>26,916</u>	<u>3,869</u>	<u>2,430</u>
Photo-Mapping	3,961	4,025	8	24	817	1,355	2,571	2,035	523	577	42	34
Safety	426	324	-	-	3	16	111	67	278	232	34	9
Wire Maintenance	8,350	8,167	30	12	2,156	2,034	4,777	4,707	1,265	1,341	122	73
Intricate Equipment Maintenance	2,105	1,950	1	3	518	359	1,160	1,203	394	364	32	21
Metal Working	7,818	8,266	12	13	2,689	1,291	3,949	5,600	997	1,249	171	113
Procurement	1,277	1,090	-	-	218	199	590	408	399	451	70	32
Accounting and Finance, and Auditing	7,349	6,881	3	17	1,588	2,215	4,005	2,912	1,490	1,573	263	164
Statistical, Analysis, Data Processing, and Programming	8,120	8,067	3	9	2,178	2,618	3,929	3,514	1,723	1,752	287	174
Administrative	44,145	42,274	26	267	12,837	11,079	24,694	23,921	5,606	6,346	982	661
Information Services	1,338	1,372	-	7	187	353	648	519	463	467	40	26
Personnel	20,033	18,885	4	19	3,041	2,203	8,798	8,644	7,008	7,294	1,182	725
Special Investigations	838	822	-	-	263	155	-	-	528	644	47	23
Medical	20,674	19,759	14	40	6,602	3,934	10,127	11,875	3,427	3,596	504	314
Aircrew Protection	2,969	3,024	2	2	1,158	638	1,304	1,780	462	577	43	27
Dental	3,178	3,134	-	5	920	653	1,781	1,989	427	453	50	34

TABLE 130 - AUTHORIZED AND ASSIGNED PERMANENT PARTY AIRMEN BY CONTROL AF SPECIALTY WITHIN CAREER FIELD, BY SKILL LEVEL, WORLD-WIDE, SEMIANNUALLY - 31 DEC 1960 AND 30 JUN 1961 (CONTINUED)

DATE, CATEGORY, AND CAREER FIELD	TOTAL		SKILL LEVEL STATUS									
			Unskilled (1)		Semi-Skilled (3)		Skilled (5)		Advanced (7)		Superintendent (9)	
	Author-ized	As-signed	Author-ized	As-signed	Author-ized	As-signed	Author-ized	As-signed	Author-ized	As-signed	Author-ized	As-signed
SEMI-TECHNICAL - TOTAL	208,589	203,234	301	814	85,989	47,615	96,278	128,339	23,810	25,259	2,211	1,207
Photographic	3,564	3,581	14	4	1,170	676	1,842	2,237	503	640	35	24
Motor Vehicle Maintenance	11,043	10,554	11	50	3,844	2,768	5,838	6,439	1,196	1,186	154	111
Construction	12,764	11,763	25	113	6,362	3,030	5,014	7,374	1,197	1,174	166	72
Utilities	17,041	17,064	11	86	5,934	5,472	9,166	9,862	1,827	1,596	103	48
Fire Protection	11,751	11,790	16	38	6,060	2,811	4,777	8,082	829	818	69	41
Fabric, Leather, and Rubber	2,874	2,829	5	3	994	204	1,550	2,237	305	374	20	11
Marine	269	316	-	1	47	23	154	190	65	102	3	-
Transportation	23,530	22,103	32	106	10,234	4,482	11,194	15,287	1,881	2,122	189	106
Food Service	19,694	19,225	34	95	8,322	3,674	9,004	12,782	2,159	2,578	175	96
Supply	62,300	61,056	37	157	21,400	13,615	29,534	35,673	10,308	11,071	1,021	540
Printing	1,269	1,216	1	11	346	310	747	686	163	202	12	7
Special Services	2,722	2,695	6	50	1,066	789	1,271	1,440	362	403	17	13
Band	1,768	1,635	-	-	740	528	717	757	293	342	18	8
Air Police	38,000	37,407	109	100	19,470	9,233	15,470	25,293	2,722	2,651	229	130
30 JUNE 1961 - TOTAL	633,089	623,404	275	1,170	181,406	141,448	318,631	357,509	112,147	107,386	20,630	15,891
HIGHLY TECHNICAL - TOTAL	296,695	293,107	24	143	64,036	63,394	151,514	157,334	66,376	60,965	14,745	11,271
First Sergeant	2,558	2,431	-	-	-	-	-	-	-	-	2,558	2,431
Intelligence	7,533	8,339	-	1	1,790	2,077	3,947	4,670	1,558	1,404	238	187
Weather	4,939	4,893	-	-	1,205	793	2,287	2,808	1,212	1,146	235	146
Air Traffic Control and Warning	26,412	25,926	-	16	6,873	4,503	12,479	14,932	5,808	5,807	1,252	668
Communications Operations	32,152	33,906	7	19	9,618	9,184	17,317	19,882	4,400	4,211	810	610
Radio-Radar Systems	42,746	39,059	-	9	7,823	9,687	23,813	21,388	9,452	6,782	1,658	1,193
Missile Guidance and Control Systems	5,793	6,920	-	5	1,141	3,361	2,329	2,278	1,973	1,077	350	199
Armament Systems Maintenance and Gunner	15,231	14,738	-	7	3,896	4,766	5,896	6,168	4,588	3,198	851	599
Nuclear Weapons	2,533	2,435	-	-	285	687	1,404	1,057	626	540	218	151
Training Devices	2,638	2,987	-	4	353	744	1,623	1,661	564	503	98	75
Aircraft and Missile Accessory Maintenance	28,185	26,707	-	15	6,208	5,737	16,738	16,692	4,666	3,891	573	372
Aircraft and Missile Maintenance	110,720	109,505	13	35	19,951	17,356	57,582	58,905	27,895	28,992	5,279	4,217
Munitions and Weapons Maintenance	11,985	12,049	4	18	4,021	3,259	5,300	6,347	2,189	2,124	471	301
Education and Training	3,270	3,212	-	14	872	1,240	799	546	1,445	1,290	154	122

TABLE 130 - AUTHORIZED AND ASSIGNED PERMANENT PARTY AIRMEN BY CONTROL AF SPECIALTY WITHIN CAREER FIELD, BY SKILL LEVEL, WORLD-WIDE, SEMIANNUALLY - 31 DEC 1960 AND 30 JUN 1961 (CONTINUED)

DATE, CATEGORY, AND CAREER FIELD	TOTAL		SKILL LEVEL STATUS									
			Unskilled (1)		Semi-Skilled (3)		Skilled (5)		Advanced (7)		Superintendent (9)	
	Author-ized	As-signed	Author-ized	As-signed	Author-ized	As-signed	Author-ized	As-signed	Author-ized	As-signed	Author-ized	As-signed
TECHNICAL - TOTAL	128,623	126,647	72	386	33,420	30,003	69,009	70,399	22,447	22,989	3,675	2,870
Photo-Mapping	4,028	4,201	1	25	796	1,385	2,635	2,191	549	555	47	45
Safety	472	477	-	-	10	47	105	130	333	278	24	22
Wire Maintenance	8,217	8,242	30	7	2,039	2,139	4,729	4,777	1,282	1,207	137	112
Intricate Equipment Maintenance	1,940	1,981	1	5	494	396	1,117	1,230	302	328	26	22
Metal Working	7,627	7,802	-	5	2,068	974	4,357	5,538	1,027	1,150	175	135
Procurement	1,262	1,122	-	-	216	197	605	464	380	411	61	50
Accounting and Finance, and Auditing	7,144	7,103	3	10	1,465	2,072	3,942	3,322	1,456	1,486	278	213
Statistical, Analysis, Data Processing and Programming	8,003	8,160	3	8	2,057	2,551	3,894	3,718	1,738	1,657	311	226
Administrative	43,816	42,112	27	235	12,269	11,792	24,945	23,416	5,630	5,912	945	757
Information Services	1,381	1,494	-	5	183	525	667	474	487	457	44	33
Personnel	17,020	16,786	4	28	2,904	2,595	8,735	8,733	4,430	4,681	947	749
Special Investigations	833	818	-	-	265	229	-	-	523	556	45	33
Medical	20,798	20,285	3	53	6,605	3,907	10,223	12,566	3,436	3,363	531	396
Aircrew Protection	2,950	2,957	-	4	1,137	585	1,311	1,813	453	524	49	31
Dental	3,132	3,107	-	1	912	609	1,744	2,027	421	424	55	46
SEMI-TECHNICAL - TOTAL	207,771	203,650	179	641	83,950	48,051	98,108	129,776	23,324	23,432	2,210	1,750
Photographic	3,488	3,546	-	8	1,120	600	1,822	2,322	508	586	38	30
Motor Vehicle Maintenance	10,660	10,859	2	48	3,546	2,945	5,738	6,660	1,212	1,084	162	122
Construction	12,409	12,023	9	108	6,084	3,693	5,077	7,121	1,081	986	158	115
Utilities	18,056	18,149	3	58	6,097	6,064	9,818	10,254	2,020	1,686	118	87
Pire Protection	11,184	11,062	7	15	5,627	2,352	4,798	7,898	694	748	58	49
Fabric, Leather, and Rubber	2,767	2,704	1	3	790	255	1,632	2,111	329	321	15	14
Marine	288	300	-	1	49	22	167	182	69	93	3	2
Transportation	24,932	22,670	11	125	10,878	5,795	12,044	14,619	1,811	1,979	188	152
Food Service	19,015	19,009	30	56	7,937	3,389	8,684	13,129	2,188	2,292	176	143
Supply	61,366	60,626	14	131	20,526	12,270	29,688	37,181	10,109	10,215	1,029	829
Printing	1,257	1,311	2	11	359	416	730	686	155	188	11	10
Special Services	2,640	2,849	5	37	990	959	1,279	1,462	349	373	17	18
Band	1,788	1,548	-	-	759	483	709	728	294	316	26	21
Air Police	37,921	36,994	95	40	19,188	8,808	15,922	25,423	2,505	2,565	211	158

Source: Statistics and Reports Division, Directorate of Data Systems and Statistics, Comptroller of the Air Force.

**TABLE 131 - REGULAR USAF OFFICERS SELECTED FOR PERMANENT PROMOTIONS, WORLD-WIDE -
FY 1961**

(All data reflect officers selected for promotion. The actual number promoted would be somewhat less, due to deaths, resignations, retirements, etc. The date indicated is that of the selection board reports and does not necessarily reflect the date of the actual promotions. Selections, with the exception of Lieutenants, are made annually by Headquarters, USAF Selection Boards. Second Lieutenants are considered by Semiannual Review Boards for retention and for promotion three (3) to six (6) months prior to the completion of three(3) years Promotion List Service. Those favorably considered are promoted when the required service is completed.)

GRADE TO WHICH PROMOTED	OFFICERS SELECTED	GRADE TO WHICH PROMOTED	OFFICERS SELECTED	GRADE TO WHICH PROMOTED	OFFICERS SELECTED
<u>TOTAL</u>	<u>8,013</u>	<u>Lieutenant Colonel - Total</u>	<u>1,617</u>	<u>Captain - Total</u>	<u>2,440</u>
LINE - TOTAL	7,533	Line	1,526	Line	2,244
OTHER THAN LINE - TOTAL	480	Other Than Line	91	Other Than Line	196
<u>Colonel - Total</u>	<u>599</u>	<u>Major - Total</u>	<u>1,848</u>	<u>First Lieutenant - Total</u>	<u>1,509</u>
Line	558	Line	1,717	Line	1,488
Other Than Line	41	Other Than Line	131	Other Than Line	21

Source: Promotions Branch, Promotions and Separations Division, Directorate of Military Personnel.

TABLE 132 - TEMPORARY PROMOTIONS OF USAF OFFICERS TO GENERAL OFFICERS BY GRADE TO WHICH PROMOTED, WORLD-WIDE - FY 1961

(Table below indicates the number of actual promotions by quarter in which promoted for the periods covered. Temporary promotions covered both regular and nonregular officers.)

QUARTER	TOTAL	GENERAL	LIEUTENANT GENERAL	MAJOR GENERAL	BRIGADIER GENERAL
<u>TOTAL</u>	<u>62</u>	-	<u>3</u>	<u>22</u>	<u>37</u>
First Quarter (1 Jul 1960 through 30 Sep 1960)	6	-	1	2	3
Second Quarter	1	-	-	-	1
Third Quarter (1 Jan 1961 through 31 Mar 1961)	39	-	-	15	24
Fourth Quarter	16	-	2	5	9

Source: Promotions Branch, Promotions and Separations Division, Directorate of Military Personnel.

TABLE 133 - USAF OFFICERS SELECTED FOR TEMPORARY PROMOTIONS, WORLD-WIDE - FY 1961

(Selections made by Selection Boards do not necessarily mean actual promotions, as cancellations may be made because of normal attritions, etc. The table includes both regular and nonregular officers. The table excludes selections of Captains for promotions accomplished through other than Selection Board actions such as those selected under AFR 36-14 and AFR 36-30. Temporary promotions of Second Lieutenants to First Lieutenants are also excluded as such promotions were not accomplished by action of a Selection Board.)

GRADE TO WHICH SELECTED	OFFICERS SELECTED	GRADE TO WHICH SELECTED	OFFICERS SELECTED
<u>TOTAL</u>	<u>14,169</u>	<u>Major - Total</u>	<u>6,107</u>
LINE - TOTAL	13,391	Line	5,790
OTHER THAN LINE - TOTAL	778	Other Than Line	317
<u>Colonel - Total</u>	<u>549</u>	<u>Captain - Total</u>	<u>5,600</u>
Line	513	Line	5,336
Other Than Line	36	Other Than Line	264
<u>Lieutenant Colonel - Total</u>	<u>1,913</u>		
Line	1,752		
Other Than Line	161		

Source: Promotions Branch, Promotions and Separations Division, Directorate of Military Personnel.

TABLE 134 - STATUS CHANGES OF MILITARY PERSONNEL, WORLD-WIDE, BY QUARTER - FY 1961

(Status Change is the loss and immediate gain of the same individual and does not affect the strength of the Air Force.)

TYPE OF STATUS CHANGE	TOTAL	COMMISSIONED OFFICERS			WARRANT OFFICERS		AIRMEN	
		MALE	NAF	AFN/MS	MALE	NAF	MALE	NAF
<u>TOTAL</u>	<u>133,142</u>	<u>2,623</u>	<u>12</u>	<u>69</u>	<u>1</u>	<u>-</u>	<u>129,644</u>	<u>793</u>
FIRST QUARTER (1 JUL 1960 THROUGH 30 SEP 1960) - TOTAL	34,253	595	6	20	1	-	33,428	203
SECOND QUARTER (1 OCT 1960 THROUGH 31 DEC 1960) - TOTAL	35,080	273	-	8	-	-	34,537	262
THIRD QUARTER (1 JAN 1961 THROUGH 31 MAR 1961) - TOTAL	30,274	546	1	16	-	-	29,568	143
FOURTH QUARTER (1 APR 1961 THROUGH 30 JUN 1961) - TOTAL	33,535	1,209	5	25	-	-	32,111	185
<u>Immediate Reenlistment - Total</u>	<u>73,759</u>	-	-	-	-	-	<u>73,291</u>	<u>468</u>
First Quarter	20,967	-	-	-	-	-	20,833	134
Second Quarter	19,333	-	-	-	-	-	19,189	144
Third Quarter	16,486	-	-	-	-	-	16,402	84
Fourth Quarter	16,973	-	-	-	-	-	16,867	106
<u>Regular, AFRes or ANG Airmen Separated Upon Expiration Term of Service and Immediately Reenlisted in Regular Air Force - Total</u>	<u>67,888</u>	-	-	-	-	-	<u>67,486</u>	<u>402</u>
First Quarter	19,655	-	-	-	-	-	19,533	122
Second Quarter	17,437	-	-	-	-	-	17,324	113
Third Quarter	15,611	-	-	-	-	-	15,536	75
Fourth Quarter	15,185	-	-	-	-	-	15,093	92
<u>Regular, AFRes or ANG Airmen Separated Prior to Expiration Term of Service and Immediately Reenlisted in Regular Air Force - Total</u>	<u>5,755</u>	-	-	-	-	-	<u>5,690</u>	<u>65</u>
First Quarter	1,272	-	-	-	-	-	1,260	12
Second Quarter	1,865	-	-	-	-	-	1,834	31
Third Quarter	853	-	-	-	-	-	844	9
Fourth Quarter	1,765	-	-	-	-	-	1,752	13
<u>Regular Air Force Resignee Immediately Reenlisted in Regular Air Force - Total</u>	<u>116</u>	-	-	-	-	-	<u>115</u>	<u>1</u>
First Quarter	40	-	-	-	-	-	40	-
Second Quarter	31	-	-	-	-	-	31	-
Third Quarter	22	-	-	-	-	-	22	-
Fourth Quarter	23	-	-	-	-	-	22	1
<u>Term of Enlistment Extended - Total</u>	<u>56,590</u>	-	-	-	-	-	<u>56,265</u>	<u>325</u>
First Quarter	12,641	-	-	-	-	-	12,572	69
Second Quarter	15,446	-	-	-	-	-	15,328	118
Third Quarter	13,202	-	-	-	-	-	13,143	59
Fourth Quarter	15,301	-	-	-	-	-	15,222	79
<u>Retired and Immediately Ordered to Extended Active Duty - Total</u>	<u>88</u>	-	-	-	-	-	<u>88</u>	<u>-</u>
First Quarter	23	-	-	-	-	-	23	-
Second Quarter	20	-	-	-	-	-	20	-
Third Quarter	23	-	-	-	-	-	23	-
Fourth Quarter	22	-	-	-	-	-	22	-

TABLE 134 - STATUS CHANGES OF MILITARY PERSONNEL, WORLD-WIDE, BY QUARTER - FY 1961
(CONTINUED)

TYPE OF STATUS CHANGE	TOTAL	COMMISSIONED OFFICERS			WARRANT OFFICERS		AIRMEN	
		MALE	WAF	AFN/MS	MALE	WAF	MALE	WAF
<u>Air National Guard Officer on Extended Active Duty</u>								
<u>Appointed in Air Force Reserve - Total</u>	3	2	-	-	1	-	-	-
First Quarter	3	2	-	-	1	-	-	-
Second Quarter	-	-	-	-	-	-	-	-
Third Quarter	-	-	-	-	-	-	-	-
Fourth Quarter	-	-	-	-	-	-	-	-
<u>Non-Regular Officers on Extended Active Duty Integrated</u>								
<u>Into Regular Air Force - Total</u>	2,702	2,621	12	69	-	-	-	-
First Quarter	619	593	6	20	-	-	-	-
Second Quarter	281	273	-	8	-	-	-	-
Third Quarter	563	546	1	16	-	-	-	-
Fourth Quarter	1,239	1,209	5	25	-	-	-	-
<u>Correction on Previously Reported Accession Status Change-</u>								
<u>Total</u>	-	-	-	-	-	-	-	-
First Quarter	-	-	-	-	-	-	-	-
Second Quarter	-	-	-	-	-	-	-	-
Third Quarter	-	-	-	-	-	-	-	-
Fourth Quarter	-	-	-	-	-	-	-	-

Source: Statistics and Reports Division, Directorate of Data Systems and Statistics, Comptroller of the Air Force.

TABLE 135 - GAINS AND LOSSES OF MILITARY PERSONNEL, WORLD-WIDE, BY QUARTER - FY 1961

GAIN OR LOSS BY TYPE	TOTAL	COMMISSIONED OFFICERS			WARRANT OFFICERS		AIRMEN	
		MALE	WAF	AFN/MS	MALE	WAF	MALE	WAF
GAINS								
<u>GAIN - TOTAL</u>	135,204	8,562	53	661	30	-	123,728	2,170
FIRST QUARTER (1 JUL THROUGH 30 SEP 1960) - TOTAL	38,737	2,937	10	172	2	-	34,881	735
SECOND QUARTER (1 OCT 1960 THROUGH 31 DEC 1960) - TOTAL	27,541	1,664	26	167	19	-	25,098	567
THIRD QUARTER (1 JAN 1961 THROUGH 31 MAR 1961) - TOTAL	37,781	1,758	14	144	6	-	35,239	620
FOURTH QUARTER (1 APR 1961 THROUGH 30 JUN 1961) - TOTAL	31,145	2,203	3	178	3	-	28,510	248
<u>To Extended Active Duty (EAD) from Air Force Reserves</u>								
<u>(Airman) - Total</u>	70	-	-	-	-	-	70	-
First Quarter	2	-	-	-	-	-	2	-
Second Quarter	14	-	-	-	-	-	14	-
Third Quarter	21	-	-	-	-	-	21	-
Fourth Quarter	33	-	-	-	-	-	33	-

TABLE 135 - GAINS AND LOSSES OF MILITARY PERSONNEL WORLD-WIDE, BY QUARTER - FY 1961
(CONTINUED)

GAIN OR LOSS BY TYPE	TOTAL	COMMISSIONED OFFICERS			WARRANT OFFICERS		AIRMEN	
		MALE	WAF	AFN/MS	MALE	WAF	MALE	WAF
GAINS (Continued)								
<u>No Prior Service - Total</u>	114,234	-	-	-	-	-	112,145	2,089
First Quarter	34,216	-	-	-	-	-	33,505	711
Second Quarter	22,893	-	-	-	-	-	22,333	560
Third Quarter	31,750	-	-	-	-	-	31,162	588
Fourth Quarter	25,375	-	-	-	-	-	25,145	230
<u>Prior Active Military Service - Total</u>	7,445	-	-	-	-	-	7,427	18
First Quarter	440	-	-	-	-	-	440	-
Second Quarter	1,647	-	-	-	-	-	1,646	1
Third Quarter	2,943	-	-	-	-	-	2,934	9
Fourth Quarter	2,415	-	-	-	-	-	2,407	8
<u>Former Commissioned Officer or Warrant Officer - Total</u>	246	-	-	-	-	-	246	-
First Quarter	34	-	-	-	-	-	34	-
Second Quarter	49	-	-	-	-	-	49	-
Third Quarter	29	-	-	-	-	-	29	-
Fourth Quarter	134	-	-	-	-	-	134	-
<u>Enlistments for Aviation Cadet - Total</u>	648	-	-	-	-	-	648	-
First Quarter	291	-	-	-	-	-	291	-
Second Quarter	116	-	-	-	-	-	116	-
Third Quarter	161	-	-	-	-	-	161	-
Fourth Quarter	80	-	-	-	-	-	80	-
<u>For Officer Candidate School (OCS) or Officer Training School (OTS) - Total</u>	514	-	-	-	-	-	475	39
First Quarter	151	-	-	-	-	-	129	22
Second Quarter	66	-	-	-	-	-	64	2
Third Quarter	160	-	-	-	-	-	150	10
Fourth Quarter	137	-	-	-	-	-	132	5
<u>Appointed Warrant Officer or Commissioned Officer from Airman Status (Initial Tour in Commissioned Status) - Total</u>	2	1	-	-	1	-	-	-
First Quarter	1	-	-	-	1	-	-	-
Second Quarter	-	-	-	-	-	-	-	-
Third Quarter	-	-	-	-	-	-	-	-
Fourth Quarter	1	1	-	-	-	-	-	-
<u>Commissioned Officer from Enlisted Status (Second or Subsequent Tour in Commissioned Status) - Total</u>	1	1	-	-	-	-	-	-
First Quarter	1	1	-	-	-	-	-	-
Second Quarter	-	-	-	-	-	-	-	-
Third Quarter	-	-	-	-	-	-	-	-
Fourth Quarter	-	-	-	-	-	-	-	-
<u>Appointed Warrant Officer from Officer Status or Commissioned Officer from Warrant Officer Status - Total</u>	24	-	-	-	24	-	-	-
First Quarter	1	-	-	-	1	-	-	-
Second Quarter	18	-	-	-	18	-	-	-
Third Quarter	4	-	-	-	4	-	-	-
Fourth Quarter	1	-	-	-	1	-	-	-
<u>Commissioned Officer from Officer Candidate School (OSC) - Total</u>	396	393	3	-	-	-	-	-
First Quarter	107	106	1	-	-	-	-	-
Second Quarter	94	92	2	-	-	-	-	-
Third Quarter	100	100	-	-	-	-	-	-
Fourth Quarter	95	95	-	-	-	-	-	-

TABLE 135 - GAINS AND LOSSES OF MILITARY PERSONNEL WORLD-WIDE, BY QUARTER - FY 1961
(CONTINUED)

GAIN OR LOSS BY TYPE	TOTAL	COMMISSIONED OFFICERS			WARRANT OFFICERS		AIRMEN	
		MALE	WAF	AFN/MS	MALE	WAF	MALE	WAF
GAINS (Continued)								
<u>Commissioned Officer from Aviation Cadet or Aviation Student - Total</u>	2,179	2,179	-	-	-	-	-	-
First Quarter	422	422	-	-	-	-	-	-
Second Quarter	471	471	-	-	-	-	-	-
Third Quarter	648	648	-	-	-	-	-	-
Fourth Quarter	638	638	-	-	-	-	-	-
<u>Transferred from Department of Army or Navy - Total</u>	14	12	-	1	1	-	-	-
First Quarter	5	4	-	1	-	-	-	-
Second Quarter	5	5	-	-	-	-	-	-
Third Quarter	2	2	-	-	-	-	-	-
Fourth Quarter	2	1	-	-	1	-	-	-
<u>Commissioned Officer from Airmen Education Commissioning Program - Total</u>	1	1	-	-	-	-	-	-
First Quarter	-	-	-	-	-	-	-	-
Second Quarter	-	-	-	-	-	-	-	-
Third Quarter	1	1	-	-	-	-	-	-
Fourth Quarter	-	-	-	-	-	-	-	-
<u>Commissioned Officer from Officer Training School (OTS) - Total</u>	580	543	37	-	-	-	-	-
First Quarter	132	125	7	-	-	-	-	-
Second Quarter	141	123	18	-	-	-	-	-
Third Quarter	125	116	9	-	-	-	-	-
Fourth Quarter	182	179	3	-	-	-	-	-
<u>Returned from Desertion - Total</u>	741	3	-	-	-	-	736	2
First Quarter	216	1	-	-	-	-	214	1
Second Quarter	184	-	-	-	-	-	184	-
Third Quarter	210	1	-	-	-	-	208	1
Fourth Quarter	131	1	-	-	-	-	130	-
<u>Returned from Prisoner - Total</u>	177	1	-	-	-	-	176	-
First Quarter	52	-	-	-	-	-	52	-
Second Quarter	46	-	-	-	-	-	46	-
Third Quarter	41	-	-	-	-	-	41	-
Fourth Quarter	38	1	-	-	-	-	37	-
<u>Returned from Missing or Prisoner of War - Total</u>	-	-	-	-	-	-	-	-
First Quarter	-	-	-	-	-	-	-	-
Second Quarter	-	-	-	-	-	-	-	-
Third Quarter	-	-	-	-	-	-	-	-
Fourth Quarter	-	-	-	-	-	-	-	-
<u>Returned from Conviction by Civil Court - Total</u>	2	-	-	-	-	-	2	-
First Quarter	2	-	-	-	-	-	2	-
Second Quarter	-	-	-	-	-	-	-	-
Third Quarter	-	-	-	-	-	-	-	-
Fourth Quarter	-	-	-	-	-	-	-	-
<u>Correction - Deletion of Previously Reported as Dropped from Rolls - Total</u>	28	2	-	1	-	-	25	-
First Quarter	7	-	-	-	-	-	6	-
Second Quarter	10	-	-	-	-	-	10	-
Third Quarter	2	-	-	1	-	-	1	-
Fourth Quarter	10	2	-	-	-	-	8	-

TABLE 135 - GAINS AND LOSSES OF MILITARY PERSONNEL WORLD-WIDE, BY QUARTER - FY 1961
(CONTINUED)

GAIN OR LOSS BY TYPE	TOTAL	COMMISSIONED OFFICERS			WARRANT OFFICERS		AIRMEN	
		MALE	WAF	AFN/MS	MALE	WAF	MALE	WAF
GAINS (Continued)								
<u>Correction of Previously Reported Separation - Total</u>	<u>1,818</u>	<u>130</u>	<u>1</u>	<u>15</u>	<u>4</u>	-	<u>1,646</u>	<u>22</u>
First Quarter	88	7	-	1	-	-	79	1
Second Quarter	679	39	-	2	1	-	633	4
Third Quarter	616	63	1	7	2	-	531	12
Fourth Quarter	435	21	-	5	1	-	403	5
LOSSES								
<u>LOSS - TOTAL</u>	<u>126,663</u>	<u>9,343</u>	<u>76</u>	<u>660</u>	<u>316</u>	-	<u>113,772</u>	<u>2,496</u>
FIRST QUARTER (1 JUL 1960 THROUGH 30 SEP 1960) - TOTAL . .	40,307	3,019	18	141	88	-	36,330	711
SECOND QUARTER (1 OCT 1960 THROUGH 31 DEC 1960) - TOTAL . .	30,027	2,082	20	158	78	-	27,025	664
THIRD QUARTER (1 JAN 1961 THROUGH 31 MAR 1961) - TOTAL . .	27,538	1,586	17	165	61	-	25,150	559
FOURTH QUARTER (1 APR 1961 THROUGH 30 JUN 1961) - TOTAL . .	28,791	2,656	21	196	89	-	25,267	562
<u>Contract Termination - Total</u>	<u>1,830</u>	<u>1,690</u>	<u>2</u>	<u>137</u>	<u>1</u>	-	-	-
First Quarter	976	944	-	31	1	-	-	-
Second Quarter	242	205	1	36	-	-	-	-
Third Quarter	171	131	1	39	-	-	-	-
Fourth Quarter	441	410	-	31	-	-	-	-
<u>Obligation Termination - Total</u>	<u>509</u>	<u>487</u>	<u>3</u>	<u>19</u>	-	-	-	-
First Quarter	196	188	-	8	-	-	-	-
Second Quarter	112	111	1	1	-	-	-	-
Third Quarter	84	81	-	3	-	-	-	-
Fourth Quarter	117	107	3	7	-	-	-	-
<u>Career Reserve - Total</u>	<u>517</u>	<u>483</u>	<u>6</u>	<u>27</u>	<u>1</u>	-	-	-
First Quarter	193	185	-	7	1	-	-	-
Second Quarter	119	108	3	8	-	-	-	-
Third Quarter	93	89	2	2	-	-	-	-
Fourth Quarter	112	101	1	10	-	-	-	-
<u>Regular Airmen upon Expiration Term of Service (ETS) -</u>								
Total	44,908	-	-	-	-	-	44,380	528
First Quarter	16,632	-	-	-	-	-	16,456	176
Second Quarter	8,202	-	-	-	-	-	8,087	115
Third Quarter	10,397	-	-	-	-	-	10,286	111
Fourth Quarter	9,677	-	-	-	-	-	9,551	126
<u>AFRes or ANG upon ETS - Total</u>	<u>244</u>	-	-	-	-	-	<u>243</u>	<u>1</u>
First Quarter	114	-	-	-	-	-	113	1
Second Quarter	44	-	-	-	-	-	44	-
Third Quarter	52	-	-	-	-	-	52	-
Fourth Quarter	34	-	-	-	-	-	34	-
<u>To Accept Appointment as Warrant Officer - Total</u>	<u>34</u>	<u>34</u>	-	-	-	-	-	-
First Quarter	6	6	-	-	-	-	-	-
Second Quarter	17	17	-	-	-	-	-	-
Third Quarter	7	7	-	-	-	-	-	-
Fourth Quarter	4	4	-	-	-	-	-	-
<u>Officer or Warrant Officer to Enlist - Total</u>	<u>9</u>	<u>7</u>	-	-	<u>2</u>	-	-	-
First Quarter	5	3	-	-	-	-	-	-
Second Quarter	2	2	-	-	-	-	-	-
Third Quarter	2	1	-	-	1	-	-	-
Fourth Quarter	2	1	-	-	1	-	-	-

TABLE 135 - GAINS AND LOSSES OF MILITARY PERSONNEL WORLD-WIDE, BY QUARTER - FY 1961
(CONTINUED)

GAIN OR LOSS BY TYPE	TOTAL	COMMISSIONED OFFICERS			WARRANT OFFICERS		AIRMEN	
		MALE	WAF	AFN/MS	MALE	WAF	MALE	WAF
LOSSES (Continued)								
<u>National Health, Safety, or Interest - Total</u>	28	1	-	-	-	-	26	1
First Quarter	14	1	-	-	-	-	12	1
Second Quarter	7	-	-	-	-	-	7	-
Third Quarter	5	-	-	-	-	-	5	-
Fourth Quarter	2	-	-	-	-	-	2	-
<u>To Accept Public Office - Total</u>	-	-	-	-	-	-	-	-
First Quarter	-	-	-	-	-	-	-	-
Second Quarter	-	-	-	-	-	-	-	-
Third Quarter	-	-	-	-	-	-	-	-
Fourth Quarter	-	-	-	-	-	-	-	-
<u>To Non-Affiliated Reserve Section (NARS) Pending Appointment in Air National Guard - Total</u>	50	-	-	-	-	-	50	-
First Quarter	21	-	-	-	-	-	21	-
Second Quarter	13	-	-	-	-	-	13	-
Third Quarter	10	-	-	-	-	-	10	-
Fourth Quarter	6	-	-	-	-	-	6	-
<u>To Accept Commission as Officer (Other than Officer Candidate School or Aviation Cadet) - Total</u>	13	-	-	-	-	-	13	-
First Quarter	4	-	-	-	-	-	4	-
Second Quarter	3	-	-	-	-	-	3	-
Third Quarter	1	-	-	-	-	-	1	-
Fourth Quarter	5	-	-	-	-	-	5	-
<u>To Accept Commission as Officer from OSC or OTS - Total</u>	1,009	-	-	-	-	-	965	44
First Quarter	274	-	-	-	-	-	262	12
Second Quarter	236	-	-	-	-	-	216	20
Third Quarter	222	-	-	-	-	-	213	9
Fourth Quarter	277	-	-	-	-	-	274	3
<u>To Accept Commission as Officer from Aviation Cadet - Total</u>	2,170	-	-	-	-	-	2,170	-
First Quarter	418	-	-	-	-	-	418	-
Second Quarter	472	-	-	-	-	-	472	-
Third Quarter	644	-	-	-	-	-	644	-
Fourth Quarter	636	-	-	-	-	-	636	-
<u>To Attend United States Air Force Academy (USFA) or United States Military Academy (USMA) or United States Naval Academy (USNA) - Total</u>	50	-	-	-	-	-	50	-
First Quarter	10	-	-	-	-	-	10	-
Second Quarter	1	-	-	-	-	-	1	-
Third Quarter	1	-	-	-	-	-	1	-
Fourth Quarter	38	-	-	-	-	-	38	-
<u>Airman with Less than 90 Days Retainability Assigned to a Reassigned Unit - Total</u>	5	-	-	-	-	-	5	-
First Quarter	5	-	-	-	-	-	5	-
Second Quarter	-	-	-	-	-	-	-	-
Third Quarter	-	-	-	-	-	-	-	-
Fourth Quarter	-	-	-	-	-	-	-	-
<u>Aviation Cadet and OCS Eliminees Who Have Completed Active Duty Commitment - Total</u>	183	-	-	-	-	-	183	-
First Quarter	82	-	-	-	-	-	82	-
Second Quarter	66	-	-	-	-	-	66	-
Third Quarter	23	-	-	-	-	-	23	-
Fourth Quarter	12	-	-	-	-	-	12	-

TABLE 135 - GAINS AND LOSSES OF MILITARY PERSONNEL WORLD-WIDE, BY QUARTER - FY 1961
(CONTINUED)

GAIN OR LOSS BY TYPE	TOTAL	COMMISSIONED OFFICERS			WARRANT OFFICERS		AIRMEN	
		MALE	WAF	AFN/MS	MALE	WAF	MALE	WAF
LOSSES (Continued)								
<u>To Attend School Other Than Medical School - Total</u> a/ . . .	2,124	36	-	-	-	-	2,076	12
First Quarter	1,151	11	-	-	-	-	1,133	7
Second Quarter	192	-	-	-	-	-	192	-
Third Quarter	481	3	-	-	-	-	475	3
Fourth Quarter	300	22	-	-	-	-	276	2
<u>Returned from Overseas with Less Than Minimum Retain- ability - Total</u>	18,349	277	-	31	-	-	18,023	18
First Quarter	5,713	76	-	5	-	-	5,629	3
Second Quarter	5,053	38	-	2	-	-	5,011	2
Third Quarter	3,709	37	-	10	-	-	3,655	7
Fourth Quarter	3,874	126	-	14	-	-	3,728	6
<u>Undue Hardship - Total</u>	54	50	1	3	-	-	-	-
First Quarter	16	14	1	1	-	-	-	-
Second Quarter	15	14	-	1	-	-	-	-
Third Quarter	11	10	-	1	-	-	-	-
Fourth Quarter	12	12	-	-	-	-	-	-
<u>Release or Discharge Because of Age - Total</u>	3	3	-	-	-	-	-	-
First Quarter	-	-	-	-	-	-	-	-
Second Quarter	1	1	-	-	-	-	-	-
Third Quarter	2	2	-	-	-	-	-	-
Fourth Quarter	-	-	-	-	-	-	-	-
<u>Miscellaneous Reason - AFR 36-12 and AFR 35-30 - Total</u>	448	425	5	17	1	-	-	-
First Quarter	177	168	3	6	-	-	-	-
Second Quarter	86	83	-	2	1	-	-	-
Third Quarter	79	77	-	2	-	-	-	-
Fourth Quarter	106	97	2	7	-	-	-	-
<u>Reserve Officer Declining to Serve in Lower Grade - Total</u>	77	77	-	-	-	-	-	-
First Quarter	4	4	-	-	-	-	-	-
Second Quarter	7	7	-	-	-	-	-	-
Third Quarter	36	36	-	-	-	-	-	-
Fourth Quarter	30	30	-	-	-	-	-	-
<u>Erroneous Enlistment - Separation by USAF Directive - Total</u>	8	-	-	-	-	-	8	-
First Quarter	5	-	-	-	-	-	5	-
Second Quarter	-	-	-	-	-	-	-	-
Third Quarter	2	-	-	-	-	-	2	-
Fourth Quarter	1	-	-	-	-	-	1	-
<u>Mass Release - Separation by USAF Directive - Total</u>	115	-	-	-	-	-	115	-
First Quarter	-	-	-	-	-	-	-	-
Second Quarter	11	-	-	-	-	-	11	-
Third Quarter	103	-	-	-	-	-	103	-
Fourth Quarter	1	-	-	-	-	-	1	-
<u>Individual Release - Separation by USAF Directive - Total</u>	6,015	-	-	-	-	-	5,687	328
First Quarter	1,602	-	-	-	-	-	1,465	137
Second Quarter	1,376	-	-	-	-	-	1,282	94
Third Quarter	1,315	-	-	-	-	-	1,260	55
Fourth Quarter	1,722	-	-	-	-	-	1,680	42

TABLE 135 - GAINS AND LOSSES OF MILITARY PERSONNEL WORLD-WIDE, BY QUARTER - FY 1961
(CONTINUED)

GAIN OR LOSS BY TYPE	TOTAL	COMMISSIONED OFFICERS			WARRANT OFFICERS		AIRMEN	
		MALE	WAF	AFN/MS	MALE	WAF	MALE	WAF
LOSSES (Continued)								
<u>Involuntary Separation - Separation by USAF Directive -</u>								
Total	660	321	2	-	-	-	334	3
First Quarter	257	117	2	-	-	-	136	2
Second Quarter	276	164	-	-	-	-	111	1
Third Quarter	88	26	-	-	-	-	62	-
Fourth Quarter	39	14	-	-	-	-	25	-
<u>Conscientious Objector - Separation by USAF Directive -</u>								
Total	10	-	-	-	-	-	10	-
First Quarter	9	-	-	-	-	-	9	-
Second Quarter	1	-	-	-	-	-	1	-
Third Quarter	-	-	-	-	-	-	-	-
Fourth Quarter	-	-	-	-	-	-	-	-
<u>Insufficient Retainability for Permanent Change of Station - Total</u>	2,253	-	-	-	-	-	2,248	5
First Quarter	723	-	-	-	-	-	723	-
Second Quarter	810	-	-	-	-	-	809	1
Third Quarter	269	-	-	-	-	-	267	2
Fourth Quarter	451	-	-	-	-	-	449	2
<u>Early Release of AB and A/3C with ETS 1961 - Total</u>	-	-	-	-	-	-	-	-
First Quarter	-	-	-	-	-	-	-	-
Second Quarter	-	-	-	-	-	-	-	-
Third Quarter	-	-	-	-	-	-	-	-
Fourth Quarter	-	-	-	-	-	-	-	-
<u>Termination of Indefinite Enlistments - Total</u>	-	-	-	-	-	-	-	-
First Quarter	-	-	-	-	-	-	-	-
Second Quarter	-	-	-	-	-	-	-	-
Third Quarter	-	-	-	-	-	-	-	-
Fourth Quarter	-	-	-	-	-	-	-	-
<u>Officer and Airmen Early Release for Christmas - Total</u>	2,132	14	-	9	-	-	2,090	19
First Quarter	-	-	-	-	-	-	-	-
Second Quarter	2,093	14	-	9	-	-	2,052	18
Third Quarter	39	-	-	-	-	-	38	1
Fourth Quarter	-	-	-	-	-	-	-	-
<u>Excessive Number of Reserve Officers in any Grade-</u>								
Total	3	3	-	-	-	-	-	-
First Quarter	1	1	-	-	-	-	-	-
Second Quarter	1	1	-	-	-	-	-	-
Third Quarter	1	1	-	-	-	-	-	-
Fourth Quarter	-	-	-	-	-	-	-	-
<u>Involuntary Elimination - Transferred to Retired Reserve Section - Length of Service and Excessive Number of Officers in any Grade - Total</u>	2	2	-	-	-	-	-	-
First Quarter	1	1	-	-	-	-	-	-
Second Quarter	-	-	-	-	-	-	-	-
Third Quarter	1	1	-	-	-	-	-	-
Fourth Quarter	-	-	-	-	-	-	-	-
<u>Release upon Disapproval of Request for Extension of Active Duty Tour - Total</u>	5	5	-	-	-	-	-	-
First Quarter	2	2	-	-	-	-	-	-
Second Quarter	-	-	-	-	-	-	-	-
Third Quarter	-	-	-	-	-	-	-	-
Fourth Quarter	3	3	-	-	-	-	-	-

TABLE 135 - GAINS AND LOSSES OF MILITARY PERSONNEL WORLD-WIDE, BY QUARTER - FY 1961
(CONTINUED)

GAIN OR LOSS BY TYPE	TOTAL	COMMISSIONED OFFICERS			WARRANT OFFICERS		AIRMEN	
		MALE	WAF	AFN/MS	MALE	WAF	MALE	WAF
LOSSES (Continued)								
<u>Involuntary Release of Reserve Officers and Warrant Officers (30 Years) Eligible for Retirement - Total</u>	307	306	1	-	-	-	-	-
First Quarter	1	1	-	-	-	-	-	-
Second Quarter	4	4	-	-	-	-	-	-
Third Quarter	21	21	-	-	-	-	-	-
Fourth Quarter	281	280	1	-	-	-	-	-
<u>Resignation - Unconditional - Completion of Required Service (Includes Medics) - Total</u>	449	419	6	14	1	-	9	-
First Quarter	165	151	3	7	-	-	4	-
Second Quarter	65	58	1	2	1	-	3	-
Third Quarter	91	83	2	4	-	-	2	-
Fourth Quarter	128	127	-	1	-	-	-	-
<u>Resignation - Regular Officer - Twice Passed Over for Promotion - To Enlist in Regular AF - Total</u>	1	1	-	-	-	-	-	-
First Quarter	1	1	-	-	-	-	-	-
Second Quarter	-	-	-	-	-	-	-	-
Third Quarter	-	-	-	-	-	-	-	-
Fourth Quarter	-	-	-	-	-	-	-	-
<u>Resignation - Hardship - Total</u>	31	27	-	4	-	-	-	-
First Quarter	6	5	-	1	-	-	-	-
Second Quarter	9	8	-	1	-	-	-	-
Third Quarter	9	8	-	1	-	-	-	-
Fourth Quarter	7	6	-	1	-	-	-	-
<u>Resignation - National Health, Safety, or Interest - Total</u>	3	3	-	-	-	-	-	-
First Quarter	2	2	-	-	-	-	-	-
Second Quarter	1	1	-	-	-	-	-	-
Third Quarter	-	-	-	-	-	-	-	-
Fourth Quarter	-	-	-	-	-	-	-	-
<u>Resignation - In Lieu of Demotion by Reason of Conduct or Insufficiency - Total</u>	1	1	-	-	-	-	-	-
First Quarter	1	1	-	-	-	-	-	-
Second Quarter	-	-	-	-	-	-	-	-
Third Quarter	-	-	-	-	-	-	-	-
Fourth Quarter	-	-	-	-	-	-	-	-
<u>Resignation - In Lieu of Elimination for Security Reasons - Total</u>	-	-	-	-	-	-	-	-
First Quarter	-	-	-	-	-	-	-	-
Second Quarter	-	-	-	-	-	-	-	-
Third Quarter	-	-	-	-	-	-	-	-
Fourth Quarter	-	-	-	-	-	-	-	-
<u>Resignation - In Lieu of Elimination or Release by Reason of Conduct or Inefficiency - Total</u>	53	46	1	4	2	-	-	-
First Quarter	11	9	-	1	1	-	-	-
Second Quarter	13	12	1	-	-	-	-	-
Third Quarter	21	19	-	1	1	-	-	-
Fourth Quarter	8	6	-	2	-	-	-	-
<u>Resignation - For Good of Service - Homosexual - Total</u>	22	20	-	2	-	-	-	-
First Quarter	5	5	-	-	-	-	-	-
Second Quarter	3	3	-	-	-	-	-	-
Third Quarter	6	5	-	1	-	-	-	-
Fourth Quarter	8	7	-	1	-	-	-	-

TABLE 135 - GAINS AND LOSSES OF MILITARY PERSONNEL WORLD-WIDE BY QUARTER - FY 1961
(CONTINUED)

GAIN OR LOSS BY TYPE	TOTAL	COMMISSIONED OFFICERS			WARRANT OFFICERS		AIRMEN	
		MALE	WAF	AFN/MS	MALE	WAF	MALE	WAF
LOSSES (Continued)								
<u>Resignation - For Good of Service in Lieu of Trial by</u>								
<u>Court Martial - Total</u>	35	35	-	-	-	-	-	-
First Quarter	9	9	-	-	-	-	-	-
Second Quarter	9	9	-	-	-	-	-	-
Third Quarter	10	10	-	-	-	-	-	-
Fourth Quarter	7	7	-	-	-	-	-	-
<u>Resignation - For Good of Service - Under Suspended</u>								
<u>Sentence of Separation - Total</u>	2	2	-	-	-	-	-	-
First Quarter	-	-	-	-	-	-	-	-
Second Quarter	-	-	-	-	-	-	-	-
Third Quarter	-	-	-	-	-	-	-	-
Fourth Quarter	2	2	-	-	-	-	-	-
<u>Resignation - Chaplains - Withdrawal of Ecclesiastical</u>								
<u>Indorsement - Total</u>	1	1	-	-	-	-	-	-
First Quarter	-	-	-	-	-	-	-	-
Second Quarter	-	-	-	-	-	-	-	-
Third Quarter	-	-	-	-	-	-	-	-
Fourth Quarter	1	1	-	-	-	-	-	-
<u>Retirement - Release from EAD - Revert to Retired List-</u>								
<u>Total</u>	131	34	1	-	2	-	94	-
First Quarter	39	12	-	-	-	-	27	-
Second Quarter	33	12	-	-	-	-	21	-
Third Quarter	21	5	1	-	1	-	14	-
Fourth Quarter	38	5	-	-	1	-	32	-
<u>Retirement - Voluntary - By Years of Service - Total</u>	9,551	3,014	-	25	240	-	6,272	-
First Quarter	2,657	797	-	1	58	-	1,801	-
Second Quarter	2,183	818	-	3	62	-	1,300	-
Third Quarter	1,947	590	-	7	49	-	1,301	-
Fourth Quarter	2,764	809	-	14	71	-	1,870	-
<u>Retirement - Involuntary Retirement - Total</u>	246	199	11	12	24	-	-	-
First Quarter	63	45	1	2	15	-	-	-
Second Quarter	57	47	4	3	3	-	-	-
Third Quarter	71	62	4	4	1	-	-	-
Fourth Quarter	55	45	2	3	5	-	-	-
<u>Retirement - Age 60 - Placement on USAF Retired List -</u>								
<u>Total</u>	8	8	-	-	-	-	-	-
First Quarter	1	1	-	-	-	-	-	-
Second Quarter	-	-	-	-	-	-	-	-
Third Quarter	3	3	-	-	-	-	-	-
Fourth Quarter	4	4	-	-	-	-	-	-
<u>Retirement - Disability - Placed on Temporary Disability</u>								
<u>Retired List - Total</u>	1,114	112	2	10	4	-	975	11
First Quarter	324	36	-	-	-	-	284	4
Second Quarter	263	25	-	2	3	-	230	3
Third Quarter	268	27	1	5	1	-	232	2
Fourth Quarter	259	24	1	3	-	-	229	2
<u>Retirement - Disability - Permanently Retired - Total</u>	1,057	268	1	6	21	-	757	4
First Quarter	264	61	-	2	4	-	195	2
Second Quarter	243	74	-	1	5	-	163	-
Third Quarter	243	49	1	1	6	-	184	2
Fourth Quarter	307	84	-	2	6	-	215	-

TABLE 135 - GAINS AND LOSSES OF MILITARY PERSONNEL WORLD-WIDE, BY QUARTER - FY 1961
(CONTINUED)

GAIN OR LOSS BY TYPE	TOTAL	COMMISSIONED OFFICERS			WARRANT OFFICERS		AIRMEN	
		MALE	WAF	AFN/MS	MALE	WAF	MALE	WAF
LOSSES (Continued)								
<u>Retirement - Disability - Retired in Lieu of Discharge with Entitlement to Receive Severance Pay - Total</u>	5	-	-	-	-	-	5	-
First Quarter	-	-	-	-	-	-	-	-
Second Quarter	-	-	-	-	-	-	-	-
Third Quarter	1	-	-	-	-	-	1	-
Fourth Quarter	4	-	-	-	-	-	4	-
<u>Attrition - Failure of Selection for Promotion (Regular and Reserve Officers and W/O) and Twice Deferred Second Lieutenants - Total</u>	31	27	-	-	4	-	-	-
First Quarter	11	7	-	-	4	-	-	-
Second Quarter	2	2	-	-	-	-	-	-
Third Quarter	5	5	-	-	-	-	-	-
Fourth Quarter	13	13	-	-	-	-	-	-
<u>Release of Regular Officer Under Dismissal - Total</u>	1	1	-	-	-	-	-	-
First Quarter	-	-	-	-	-	-	-	-
Second Quarter	-	-	-	-	-	-	-	-
Third Quarter	-	-	-	-	-	-	-	-
Fourth Quarter	-	-	-	-	-	-	-	-
<u>Failure of Selection for Promotion - Involuntary Elimination and Transfer to Retired Reserve Section - Total</u>	43	43	-	-	-	-	-	-
First Quarter	5	5	-	-	-	-	-	-
Second Quarter	5	5	-	-	-	-	-	-
Third Quarter	6	6	-	-	-	-	-	-
Fourth Quarter	27	27	-	-	-	-	-	-
<u>Revocation of Appointment - Regular Officer Who Accepts Non-Compatible Public Office - Total</u>	-	-	-	-	-	-	-	-
First Quarter	-	-	-	-	-	-	-	-
Second Quarter	-	-	-	-	-	-	-	-
Third Quarter	-	-	-	-	-	-	-	-
Fourth Quarter	-	-	-	-	-	-	-	-
<u>Removal from Active List - Failure to Accept Regular Appointment Confirmed by Senate - Total</u>	-	-	-	-	-	-	-	-
First Quarter	-	-	-	-	-	-	-	-
Second Quarter	-	-	-	-	-	-	-	-
Third Quarter	-	-	-	-	-	-	-	-
Fourth Quarter	-	-	-	-	-	-	-	-
<u>Marriage - Total</u>	537	-	6	42	-	-	-	489
First Quarter	153	-	1	11	-	-	-	141
Second Quarter	150	-	-	9	-	-	-	141
Third Quarter	121	-	1	11	-	-	-	109
Fourth Quarter	113	-	4	11	-	-	-	98
<u>Pregnancy - Total</u>	960	-	18	206	-	-	-	736
First Quarter	204	-	4	47	-	-	-	153
Second Quarter	237	-	7	47	-	-	-	183
Third Quarter	244	-	2	56	-	-	-	186
Fourth Quarter	275	-	5	56	-	-	-	214
<u>Minor Children - Total</u>	15	-	1	4	-	-	-	10
First Quarter	5	-	-	1	-	-	-	4
Second Quarter	2	-	1	-	-	-	-	1
Third Quarter	5	-	-	2	-	-	-	3
Fourth Quarter	3	-	-	1	-	-	-	2

TABLE 135 - GAINS AND LOSSES OF MILITARY PERSONNEL WORLD-WIDE, BY QUARTER - FY 1961
(CONTINUED)

GAIN OR LOSS BY TYPE	TOTAL	COMMISSIONED OFFICERS			WARRANT OFFICERS		AIRMEN	
		MALE	WAF	AFN/MS	MALE	WAF	MALE	WAF
LOSSES (Continued)								
<u>Disloyal or Subversive - In Lieu of Elimination or Board</u>								
Action - Total	2	2	-	-	-	-	-	-
First Quarter	1	1	-	-	-	-	-	-
Second Quarter	1	1	-	-	-	-	-	-
Third Quarter	-	-	-	-	-	-	-	-
Fourth Quarter	-	-	-	-	-	-	-	-
<u>Physical Disability - Entitled to Severance Pay - Total</u>	800	37	-	6	2	-	747	8
First Quarter	239	17	-	2	2	-	216	2
Second Quarter	209	6	-	2	-	-	200	1
Third Quarter	192	4	-	-	-	-	188	-
Fourth Quarter	160	10	-	2	-	-	143	5
<u>Physical Disability - Not Entitled to Severance Pay - Total</u>	3,688	29	1	7	-	-	3,614	37
First Quarter	954	7	1	2	-	-	934	10
Second Quarter	971	10	-	2	-	-	947	12
Third Quarter	849	9	-	-	-	-	828	12
Fourth Quarter	914	3	-	3	-	-	905	3
<u>Discharge - Physical Disability - Intentional Misconduct or Willful Neglect - No Severance Pay - Total</u>	18	1	-	-	-	-	17	-
First Quarter	7	1	-	-	-	-	6	-
Second Quarter	4	-	-	-	-	-	4	-
Third Quarter	3	-	-	-	-	-	3	-
Fourth Quarter	4	-	-	-	-	-	4	-
<u>Release of Officer Recommended for Elimination - Unfitness, Conduct or Inefficiency - Total</u>	28	28	-	-	-	-	-	-
First Quarter	9	9	-	-	-	-	-	-
Second Quarter	3	3	-	-	-	-	-	-
Third Quarter	8	8	-	-	-	-	-	-
Fourth Quarter	8	8	-	-	-	-	-	-
<u>Discharge - Minority - Total</u>	19	-	-	-	-	-	19	-
First Quarter	5	-	-	-	-	-	5	-
Second Quarter	4	-	-	-	-	-	4	-
Third Quarter	3	-	-	-	-	-	3	-
Fourth Quarter	7	-	-	-	-	-	7	-
<u>Discharge - Dependency or Hardship - Total</u>	4,813	-	-	-	-	-	4,789	24
First Quarter	1,581	-	-	-	-	-	1,574	7
Second Quarter	1,249	-	-	-	-	-	1,237	12
Third Quarter	1,076	-	-	-	-	-	1,072	4
Fourth Quarter	907	-	-	-	-	-	906	1
<u>Discharge - Homosexual - (Officer) - Result of Board</u>								
Action - Total	727	-	-	-	1	-	672	54
First Quarter	178	-	-	-	-	-	165	13
Second Quarter	195	-	-	-	1	-	181	13
Third Quarter	164	-	-	-	-	-	144	20
Fourth Quarter	190	-	-	-	-	-	182	8
<u>Discharge - Fraudulent Enlistment - Total</u>	316	-	-	-	-	-	314	2
First Quarter	44	-	-	-	-	-	44	-
Second Quarter	76	-	-	-	-	-	76	-
Third Quarter	74	-	-	-	-	-	73	1
Fourth Quarter	122	-	-	-	-	-	121	1

TABLE 135 - GAINS AND LOSSES OF MILITARY PERSONNEL WORLD-WIDE, BY QUARTER - FY 1961
(CONTINUED)

GAIN OR LOSS BY TYPE	TOTAL	COMMISSIONED OFFICERS			WARRANT OFFICERS		AIRMEN	
		MALE	WAF	AFN/MS	MALE	WAF	MALE	WAF
LOSSES (Continued)								
<u>Absentee or Deserter - Trial Barred by UCMJ or Waived -</u>								
Total	12	-	-	-	-	-	12	-
First Quarter	2	-	-	-	-	-	2	-
Second Quarter	5	-	-	-	-	-	5	-
Third Quarter	1	-	-	-	-	-	1	-
Fourth Quarter	4	-	-	-	-	-	4	-
<u>Conviction by Civil Court - Total</u>	513	-	-	-	-	-	512	1
First Quarter	130	-	-	-	-	-	130	-
Second Quarter	120	-	-	-	-	-	119	1
Third Quarter	111	-	-	-	-	-	111	-
Fourth Quarter	152	-	-	-	-	-	152	-
<u>Dishonorable or Bad Conduct Discharge (Desertion) - Total</u>	62	-	-	-	-	-	62	-
First Quarter	22	-	-	-	-	-	22	-
Second Quarter	12	-	-	-	-	-	12	-
Third Quarter	11	-	-	-	-	-	11	-
Fourth Quarter	17	-	-	-	-	-	17	-
<u>Dismissal from the Service - General Court Martial (Officer) Dishonorable or Bad Conduct Discharge (Other than Desertion) (Airmen) - Total</u>	626	6	-	-	-	-	619	1
First Quarter	173	1	-	-	-	-	172	-
Second Quarter	174	2	-	-	-	-	171	1
Third Quarter	134	3	-	-	-	-	131	-
Fourth Quarter	145	-	-	-	-	-	145	-
<u>Inaptitude or Unsuitability - Total</u>	8,532	-	-	-	-	-	8,401	131
First Quarter	2,221	-	-	-	-	-	2,189	32
Second Quarter	2,246	-	-	-	-	-	2,209	37
Third Quarter	2,059	-	-	-	-	-	2,031	28
Fourth Quarter	2,006	-	-	-	-	-	1,972	34
<u>Unfitness (Character) - Total</u>	4,783	-	-	-	-	-	4,763	20
First Quarter	1,347	-	-	-	-	-	1,346	1
Second Quarter	1,193	-	-	-	-	-	1,191	2
Third Quarter	1,159	-	-	-	-	-	1,155	4
Fourth Quarter	1,084	-	-	-	-	-	1,071	13
<u>Deaths - Total</u>	1,233	279	-	7	5	-	935	7
First Quarter	333	58	-	1	2	-	270	2
Second Quarter	280	55	-	2	-	-	218	5
Third Quarter	294	78	-	-	1	-	215	-
Fourth Quarter	326	88	-	4	2	-	232	-
<u>Application for Honorable Discharge - Result of Board Action - Unfitness, Conduct or Inefficiency (Regular Officer) - Total</u>	64	64	-	-	-	-	-	-
First Quarter	15	15	-	-	-	-	-	-
Second Quarter	13	13	-	-	-	-	-	-
Third Quarter	16	16	-	-	-	-	-	-
Fourth Quarter	20	20	-	-	-	-	-	-
<u>Voidance of Enlistment of Minors (Airmen) Unknown (Officers) - Total</u>	510	376	7	67	5	-	55	-
First Quarter	43	26	2	5	-	-	10	-
Second Quarter	184	145	2	24	2	-	11	-
Third Quarter	95	60	2	15	-	-	18	-
Fourth Quarter	188	145	1	23	3	-	16	-

TABLE 135 - GAINS AND LOSSES OF MILITARY PERSONNEL WORLD-WIDE, BY QUARTER - FY 1961
(CONTINUED)

GAIN OR LOSS BY TYPE	TOTAL	COMMISSIONED OFFICERS			WARRANT OFFICERS		AIRMEN	
		MALE	WAF	AFN/MS	MALE	WAF	MALE	WAF
LOSSES (Continued)								
<u>Elimination for Length of Service (Reserve Officer) -</u>								
<u>Total</u>	1	1	-	-	-	-	-	-
First Quarter	1	1	-	-	-	-	-	-
Second Quarter	-	-	-	-	-	-	-	-
Third Quarter	-	-	-	-	-	-	-	-
Fourth Quarter	-	-	-	-	-	-	-	-
<u>As Absentee or Deserter - Total</u>	776	2	-	-	-	-	772	2
First Quarter	250	1	-	-	-	-	248	1
Second Quarter	201	1	-	-	-	-	199	1
Third Quarter	164	-	-	-	-	-	164	-
Fourth Quarter	161	-	-	-	-	-	161	-
<u>As Prisoner (Other Than Prisoner of War) - Total</u>	465	8	1	1	-	-	455	-
First Quarter	117	2	-	-	-	-	115	-
Second Quarter	111	2	-	1	-	-	108	-
Third Quarter	124	1	-	-	-	-	123	-
Fourth Quarter	113	3	1	-	-	-	109	-
<u>As Missing or Prisoner of War - Total</u>	59	27	-	-	-	-	32	-
First Quarter	23	10	-	-	-	-	13	-
Second Quarter	3	1	-	-	-	-	2	-
Third Quarter	27	12	-	-	-	-	15	-
Fourth Quarter	6	4	-	-	-	-	2	-
<u>Conviction by Civil Court - Total</u>	1	1	-	-	-	-	-	-
First Quarter	-	-	-	-	-	-	-	-
Second Quarter	-	-	-	-	-	-	-	-
Third Quarter	-	-	-	-	-	-	-	-
Fourth Quarter	1	1	-	-	-	-	-	-
<u>Correction of Previously Reported as Gained from Dropped</u>								
<u>from Unit Rolls - Total</u>	11	-	-	-	-	-	11	-
First Quarter	2	-	-	-	-	-	2	-
Second Quarter	4	-	-	-	-	-	4	-
Third Quarter	1	-	-	-	-	-	1	-
Fourth Quarter	4	-	-	-	-	-	4	-
<u>Correction of Previously Reported Accessions - Total</u>	183	-	-	-	-	-	183	-
First Quarter	73	-	-	-	-	-	73	-
Second Quarter	32	-	-	-	-	-	32	-
Third Quarter	32	-	-	-	-	-	32	-
Fourth Quarter	46	-	-	-	-	-	46	-

a/ Includes 3 male airmen who were scheduled "To Attend Medical or Dental School" during first quarter.

Source: Statistics and Reports Division, Directorate of Data Systems and Statistics, Comptroller of the Air Force.

TABLE 136 — GAINS AND LOSSES OF AIRMEN BY AGE GROUP, WORLD-WIDE, BY QUARTER — FY 1961

AGE OR AGE GROUP	TOTAL	FIRST QUARTER (1 Jul 1960 through 30 Sep 1960)	SECOND QUARTER	THIRD QUARTER (1 Jan 1961 through 31 Mar 1961)	FOURTH QUARTER
GAINS					
<u>TOTAL</u>	<u>125,898</u>	<u>35,616</u>	<u>25,665</u>	<u>35,859</u>	<u>28,758</u>
18 and Younger	51,744	20,276	13,149	6,942	11,377
19	32,156	8,250	5,259	11,360	7,287
20	16,806	3,544	2,635	7,059	3,568
21	8,151	1,350	1,365	3,516	1,920
22	5,607	913	1,364	2,049	1,281
23	5,232	801	872	2,229	1,330
24	2,146	183	294	1,044	625
25	1,133	81	201	473	378
26	799	64	112	368	255
27 through 33	1,746	117	350	738	541
34 through 40	215	22	31	47	115
41 and Older	163	15	33	34	81
LOSSES					
<u>TOTAL</u>	<u>116,268</u>	<u>37,041</u>	<u>27,689</u>	<u>25,709</u>	<u>25,829</u>
18 and Younger	5,294	1,468	1,796	809	1,201
19	4,850	1,002	1,091	1,277	1,480
20	5,319	1,430	1,608	1,036	1,245
21	13,312	4,838	4,231	1,877	2,366
22	24,059	9,874	5,351	3,778	5,036
23	17,995	6,237	3,569	4,526	3,663
24	10,471	3,033	2,191	3,107	2,140
25	6,337	1,714	1,434	1,850	1,339
26	5,736	1,419	1,472	1,398	1,447
27 through 33	12,469	3,081	2,724	3,676	2,988
34 through 40	3,936	1,105	929	922	980
41 and Older	6,490	1,800	1,293	1,453	1,944

Source: Statistics and Reports Division, Directorate of Data Systems and Statistics, Comptroller of the Air Force.

TABLE 137 - GAINS AND LOSSES OF USAF OFFICERS BY GRADE, WORLD-WIDE, BY QUARTER - FY 1961

DATE OF GAIN OR LOSS	TOTAL	GENERAL	COLONEL	LIEUTENANT COLONEL	MAJOR	CAPTAIN	FIRST LIEUTENANT	SECOND LIEUTENANT	WARRANT OFFICER
GAINS									
<u>TOTAL . . .</u>	<u>9,306</u>	-	<u>2</u>	<u>2</u>	<u>27</u>	<u>964</u>	<u>1,136</u>	<u>7,138</u>	<u>30</u>
First Quarter . .	3,121	-	-	3	6	558	492	2,060	2
Second Quarter . .	1,876	-	-	3	6	218	277	1,353	19
Third Quarter . .	1,922	-	1	3	13	93	192	1,614	6
Fourth Quarter . .	2,387	-	1	-	2	95	175	2,111	3
LOSSES									
<u>TOTAL . . .</u>	<u>10,395</u>	<u>38</u>	<u>401</u>	<u>748</u>	<u>1,566</u>	<u>3,710</u>	<u>3,295</u>	<u>321</u>	<u>316</u>
First Quarter . .	3,266	9	105	175	403	1,305	1,134	47	88
Second Quarter . .	2,338	10	81	179	439	670	777	104	78
Third Quarter . .	1,829	7	81	185	344	506	559	86	61
Fourth Quarter . .	2,962	12	134	209	380	1,229	825	84	89

Source: Statistics and Reports Division, Directorate of Data Systems and Statistics, Comptroller of the Air Force.

TABLE 138 - GAINS AND LOSSES OF AIRMEN BY GRADE, WORLD-WIDE, BY QUARTER - FY 1961

DATE OF GAIN OR LOSS	TOTAL	CHIEF MASTER SERGEANT	SENIOR MASTER SERGEANT	MASTER SERGEANT	TECH-NICAL SERGEANT	STAFF SER-GEANT	AIRMAN FIRST CLASS	AIRMAN SECOND CLASS	AIRMAN THIRD CLASS	AIRMAN BASIC	AVI-ATION CADET
GAINS											
<u>TOTAL . . .</u>	<u>125,898</u>	<u>4</u>	<u>16</u>	<u>165</u>	<u>296</u>	<u>1,194</u>	<u>1,192</u>	<u>5,504</u>	<u>3,942</u>	<u>112,935</u>	<u>650</u>
First Quarter . .	35,616	-	-	16	18	190	86	122	679	34,214	291
Second Quarter . .	25,665	1	9	79	108	296	242	1,365	740	22,708	117
Third Quarter . .	35,859	2	3	46	98	372	382	2,239	1,459	31,097	161
Fourth Quarter . .	28,758	1	4	24	72	336	482	1,778	1,064	24,916	81
LOSSES											
<u>TOTAL . . .</u>	<u>116,268</u>	<u>191</u>	<u>454</u>	<u>4,370</u>	<u>2,545</u>	<u>7,316</u>	<u>21,559</u>	<u>48,763</u>	<u>12,390</u>	<u>16,470</u>	<u>2,210</u>
First Quarter . .	37,041	37	119	1,356	683	1,994	6,731	17,731	3,596	4,357	437
Second Quarter . .	27,689	43	119	922	560	1,763	4,664	11,744	3,255	4,139	480
Third Quarter . .	25,709	47	88	920	592	1,726	4,928	10,124	2,872	3,759	653
Fourth Quarter . .	25,829	64	128	1,172	710	1,833	5,236	9,164	2,667	4,215	640

Source: Statistics and Reports Division, Directorate of Data Systems and Statistics, Comptroller of the Air Force.

TABLE 139 - LOSSES OF USAF OFFICERS BY AERONAUTICAL STATUS, BY AGE GROUP, WORLD-WIDE,
BY QUARTER - FY 1961

(The data exclude all medical personnel except Flight Surgeons.)

AERONAUTICAL STATUS AND DATE	TOTAL	AGE GROUP										
		23 and Younger	24 Thru 26	27 Thru 29	30 Thru 32	33 Thru 35	36 Thru 38	39 Thru 41	42 Thru 44	45 Thru 47	48 Thru 50	51 and Older
<u>TOTAL</u>	<u>8,060</u>	<u>90</u>	<u>1,891</u>	<u>978</u>	<u>256</u>	<u>138</u>	<u>457</u>	<u>1,392</u>	<u>1,310</u>	<u>606</u>	<u>399</u>	<u>543</u>
<u>Pilots - Total</u>	<u>2,625</u>	<u>13</u>	<u>334</u>	<u>368</u>	<u>131</u>	<u>70</u>	<u>260</u>	<u>646</u>	<u>525</u>	<u>144</u>	<u>50</u>	<u>84</u>
First Quarter	683	4	141	129	41	21	59	125	107	29	7	20
Second Quarter	591	2	73	73	17	13	46	188	124	25	9	21
Third Quarter	538	4	63	68	34	8	45	117	124	42	14	19
Fourth Quarter	813	3	57	98	39	28	110	216	170	48	20	24
<u>Observers - Total</u>	<u>201</u>	-	<u>4</u>	<u>10</u>	<u>4</u>	<u>6</u>	<u>12</u>	<u>45</u>	<u>52</u>	<u>39</u>	<u>14</u>	<u>15</u>
First Quarter	54	-	2	2	3	2	5	14	11	8	4	3
Second Quarter	58	-	1	4	1	1	3	11	17	9	6	5
Third Quarter	37	-	-	3	-	2	1	15	4	8	2	2
Fourth Quarter	52	-	1	1	-	1	3	5	20	14	2	5
<u>Navigators - Total</u>	<u>1,074</u>	<u>30</u>	<u>484</u>	<u>211</u>	<u>40</u>	<u>9</u>	<u>45</u>	<u>98</u>	<u>110</u>	<u>40</u>	<u>5</u>	<u>2</u>
First Quarter	292	9	122	88	7	2	9	21	29	3	1	1
Second Quarter	344	6	226	43	13	-	6	20	20	9	1	-
Third Quarter	172	10	47	34	8	2	9	26	21	13	2	-
Fourth Quarter	266	5	89	46	12	5	21	31	40	15	1	1
<u>Flight Surgeons - Total</u>	<u>10</u>	-	-	-	-	-	-	<u>8</u>	-	-	-	<u>2</u>
First Quarter	-	-	-	-	-	-	-	-	-	-	-	-
Second Quarter	-	-	-	-	-	-	-	-	-	-	-	-
Third Quarter	-	-	-	-	-	-	-	-	-	-	-	-
Fourth Quarter	10	-	-	-	-	-	-	8	-	-	-	2
<u>Non-Rated - Total</u>	<u>4,150</u>	<u>47</u>	<u>1,069</u>	<u>389</u>	<u>81</u>	<u>53</u>	<u>140</u>	<u>595</u>	<u>623</u>	<u>383</u>	<u>330</u>	<u>440</u>
First Quarter	1,247	14	378	146	28	15	39	145	168	113	85	116
Second Quarter	958	11	185	68	13	7	33	174	181	88	81	117
Third Quarter	781	11	201	71	13	10	31	118	104	63	66	93
Fourth Quarter	1,164	11	305	104	27	21	37	158	170	119	98	114

Source: Statistics and Reports Division, Directorate of Data Systems and Statistics, Comptroller of the Air Force.

TABLE 140 - LOSSES OF USAF OFFICERS ON FLYING STATUS BY AERONAUTICAL STATUS, BY AGE GROUP,
WORLD-WIDE, BY QUARTER - FY 1961

(Data in this table are included in the table above and exclude all medical personnel except Flight Surgeons)

AERONAUTICAL STATUS AND DATE	TOTAL	AGE GROUP										
		23 and Younger	24 Thru 26	27 Thru 29	30 Thru 32	33 Thru 35	36 Thru 38	39 Thru 41	42 Thru 44	45 Thru 47	48 Thru 50	51 Thru Older
<u>TOTAL</u>	<u>3,098</u>	<u>43</u>	<u>782</u>	<u>561</u>	<u>153</u>	<u>60</u>	<u>246</u>	<u>544</u>	<u>456</u>	<u>137</u>	<u>43</u>	<u>73</u>
<u>Pilots - Total</u>	<u>2,101</u>	<u>13</u>	<u>312</u>	<u>355</u>	<u>120</u>	<u>51</u>	<u>201</u>	<u>468</u>	<u>369</u>	<u>104</u>	<u>39</u>	<u>69</u>
First Quarter	571	4	130	126	36	15	45	94	76	22	5	18
Second Quarter	484	2	72	69	16	7	39	147	89	19	7	17
Third Quarter	416	4	57	65	31	5	35	73	92	30	10	14
Fourth Quarter	630	3	53	95	37	24	82	154	112	33	17	20
<u>Observers - Total</u>	<u>48</u>	-	<u>4</u>	<u>8</u>	<u>3</u>	<u>2</u>	<u>6</u>	<u>13</u>	<u>7</u>	<u>4</u>	-	<u>1</u>
First Quarter	13	-	2	2	2	-	3	2	1	1	-	-
Second Quarter	20	-	1	3	1	-	1	7	5	1	-	1
Third Quarter	7	-	-	2	-	2	-	3	-	-	-	-
Fourth Quarter	8	-	1	1	-	-	2	1	1	2	-	-

TABLE 140 - LOSSES OF USAF OFFICERS ON FLYING STATUS BY AERONAUTICAL STATUS, BY AGE GROUP.
WORLD-WIDE, BY QUARTER - FY 1961 (CONTINUED)

AERONAUTICAL STATUS AND DATE	TOTAL	AGE GROUP										
		23 And Younger	24 Thru 26	27 Thru 29	30 Thru 32	33 Thru 35	36 Thru 38	39 Thru 41	42 Thru 44	45 Thru 47	48 Thru 50	51 And Older
<u>Navigators - Total</u>	<u>943</u>	<u>30</u>	<u>466</u>	<u>198</u>	<u>30</u>	<u>7</u>	<u>39</u>	<u>59</u>	<u>80</u>	<u>29</u>	<u>4</u>	<u>1</u>
First Quarter	255	9	120	82	5	2	7	8	18	2	1	1
Second Quarter	320	6	219	42	9	-	6	14	16	7	1	-
Third Quarter	155	10	47	32	8	2	7	18	18	11	2	-
Fourth Quarter	213	5	80	42	8	3	19	19	28	9	-	-
<u>Flight Surgeons - Total</u>	<u>6</u>	-	-	-	-	-	-	<u>4</u>	-	-	-	<u>2</u>
First Quarter	-	-	-	-	-	-	-	-	-	-	-	-
Second Quarter	-	-	-	-	-	-	-	-	-	-	-	-
Third Quarter	-	-	-	-	-	-	-	-	-	-	-	-
Fourth Quarter	6	-	-	-	-	-	-	4	-	-	-	2

Source: Statistics and Reports Division, Directorate of Data Systems and Statistics, Comptroller of the Air Force.

TABLE 141 - ENLISTMENTS AND REENLISTMENTS BY GRADE, WORLD-WIDE, BY QUARTER - FY 1961

TYPE OF ENLISTMENT OR REENLISTMENT BY DATE	TOTAL	CHIEF MASTER SER- GEANT	SENIOR MASTER SER- GEANT	MAS- TER SER- GEANT	TECH- NICAL SER- GEANT	STAFF SER- GEANT	AIRMAN FIRST CLASS	AIR- MAN SECOND CLASS	AIR- MAN THIRD CLASS	AIRMAN BASIC
<u>TOTAL</u>	<u>196,846</u>	<u>618</u>	<u>2,518</u>	<u>13,190</u>	<u>16,738</u>	<u>21,499</u>	<u>14,387</u>	<u>11,235</u>	<u>3,558</u>	<u>113,103</u>
<u>No Prior Service Enlistment-Total</u>	<u>114,234</u>	-	-	-	-	-	-	-	<u>1,799</u>	<u>112,435</u>
First Quarter	34,216	-	-	-	-	-	-	-	236	33,980
Second Quarter	22,893	-	-	-	-	-	-	-	287	22,606
Third Quarter	31,750	-	-	-	-	-	-	-	735	31,015
Fourth Quarter	25,375	-	-	-	-	-	-	-	541	24,834
<u>Enlistment for Officer Candidate School, Aviation Cadet or Officer Training School-Total</u>	<u>1,162</u>	-	-	-	-	<u>514</u>	-	<u>1</u>	-	<u>647</u>
First Quarter	442	-	-	-	-	151	-	-	-	291
Second Quarter	182	-	-	-	-	65	-	1	-	116
Third Quarter	321	-	-	-	-	160	-	-	-	161
Fourth Quarter	217	-	-	-	-	138	-	-	-	79
<u>Prior Service Enlistment - Total</u>	<u>7,691</u>	-	-	<u>72</u>	<u>81</u>	<u>232</u>	<u>753</u>	<u>4,839</u>	<u>1,696</u>	<u>18</u>
First Quarter	474	-	-	12	8	8	31	39	372	4
Second Quarter	1,696	-	-	37	14	73	105	1,134	326	7
Third Quarter	2,972	-	-	14	31	67	245	2,034	577	4
Fourth Quarter	2,549	-	-	9	28	84	372	1,632	421	3
<u>Immediate Reenlistment - Total</u>	<u>73,759</u>	<u>618</u>	<u>2,518</u>	<u>13,118</u>	<u>16,657</u>	<u>20,753</u>	<u>13,634</u>	<u>6,395</u>	<u>63</u>	<u>3</u>
First Quarter	20,967	228	1,047	6,039	5,112	4,356	2,666	1,498	21	-
Second Quarter	19,333	148	654	3,527	4,388	4,954	3,521	2,124	15	2
Third Quarter	16,486	105	429	2,006	4,060	5,766	3,188	925	7	-
Fourth Quarter	16,973	137	388	1,546	3,097	5,677	4,259	1,848	20	1

Source: Statistics and Reports Division, Directorate of Data Systems and Statistics, Comptroller of the Air Force.

TABLE 142 - WAF ENLISTMENTS AND REENLISTMENTS BY GRADE, WORLD-WIDE - FY 1961

(Data are also included in the previous table.)

TYPE OF ENLISTMENT OR REENLISTMENT BY DATE	TOTAL	CMSGT	SMSGT	MSGT	TSgt	SSgt	A1C	A2C	A3C	AB
<u>TOTAL</u>	<u>2,614</u>	-	<u>5</u>	<u>52</u>	<u>82</u>	<u>151</u>	<u>105</u>	<u>124</u>	<u>25</u>	<u>2,070</u>
<u>No Prior Service Enlistment - Total</u>	<u>2,089</u>	-	-	-	-	-	-	-	<u>19</u>	<u>2,070</u>
First Quarter (1 Jul 1960 through 30 Sep 1960)	711	-	-	-	-	-	-	-	5	706
Second Quarter (1 Oct 1960 through 31 Dec 1960)	560	-	-	-	-	-	-	-	7	553
Third Quarter (1 Jan 1961 through 31 Mar 1961)	588	-	-	-	-	-	-	-	5	583
Fourth Quarter (1 Apr 1961 through 30 Jun 1961)	230	-	-	-	-	-	-	-	2	228
<u>Enlistment for OCS, AVN, or OTS - Total</u>	<u>39</u>	-	-	-	-	<u>39</u>	-	-	-	-
First Quarter	22	-	-	-	-	22	-	-	-	-
Second Quarter	2	-	-	-	-	2	-	-	-	-
Third Quarter	10	-	-	-	-	10	-	-	-	-
Fourth Quarter	5	-	-	-	-	5	-	-	-	-
<u>Prior Service Enlistment - Total</u>	<u>18</u>	-	-	-	-	-	<u>4</u>	<u>9</u>	<u>5</u>	-
First Quarter	-	-	-	-	-	-	-	-	-	-
Second Quarter	1	-	-	-	-	-	1	-	-	-
Third Quarter	9	-	-	-	-	-	2	6	1	-
Fourth Quarter	8	-	-	-	-	-	1	3	4	-
<u>Immediate Reenlistment - Total</u>	<u>468</u>	-	<u>5</u>	<u>52</u>	<u>82</u>	<u>112</u>	<u>101</u>	<u>115</u>	<u>1</u>	-
First Quarter	134	-	-	23	30	26	23	32	-	-
Second Quarter	144	-	-	19	32	27	23	43	-	-
Third Quarter	84	-	3	6	12	28	19	16	-	-
Fourth Quarter	106	-	2	4	8	31	36	24	1	-

Source: Statistics and Reports Division, Directorate of Data Systems and Statistics, Comptroller of the Air Force.

TABLE 143 - ENLISTMENTS AND REENLISTMENTS BY TERM OF ENLISTMENT, WORLD-WIDE, BY QUARTER - FY 1961

TYPE OF ENLISTMENT OR REENLISTMENT BY DATE	TOTAL	2 YEARS	3 YEARS	4 YEARS	5 YEARS	6 YEARS
<u>TOTAL</u>	<u>196,846</u>	<u>1,159</u>	<u>11,729</u>	<u>177,520</u>	<u>3,063</u>	<u>3,375</u>
<u>No Prior Service Enlistment - Total</u>	<u>114,234</u>	<u>11</u>	<u>255</u>	<u>113,968</u>	-	-
First Quarter (1 Jul 1960 through 30 Sep 1960)	34,216	4	255	33,957	-	-
Second Quarter (1 Oct 1960 through 31 Dec 1960)	22,893	2	-	22,891	-	-
Third Quarter (1 Jan 1961 through 31 Mar 1961)	31,750	3	-	31,747	-	-
Fourth Quarter (1 Apr 1961 through 30 Jun 1961)	25,375	2	-	25,373	-	-
<u>Enlistment for Officers Candidate School, (OCS)</u> <u>Aviation Cadet, (AC) or Officer Training School</u> <u>(OTS) - Total</u>	<u>1,162</u>	<u>1,148</u>	<u>14</u>	-	-	-
First Quarter	442	428	14	-	-	-
Second Quarter	182	182	-	-	-	-
Third Quarter	321	321	-	-	-	-
Fourth Quarter	217	217	-	-	-	-

TABLE 143 - ENLISTMENTS AND REENLISTMENTS BY TERM OF ENLISTMENT WORLD-WIDE, BY QUARTER -
FY 1961 (CONTINUED)

TYPE OF ENLISTMENT OR REENLISTMENT BY DATE	TOTAL	2 YEARS	3 YEARS	4 YEARS	5 YEARS	6 YEARS
<u>Prior Service Enlistment - Total</u>	<u>7,691</u>	-	<u>103</u>	<u>7,552</u>	<u>25</u>	<u>11</u>
First Quarter	474	-	4	465	2	3
Second Quarter	1,696	-	20	1,674	1	1
Third Quarter	2,972	-	7	2,955	5	5
Fourth Quarter	2,549	-	72	2,458	17	2
<u>Immediate Reenlistment - Total</u>	<u>73,759</u>	-	<u>11,357</u>	<u>56,000</u>	<u>3,038</u>	<u>3,364</u>
First Quarter	20,967	-	3,720	15,799	707	741
Second Quarter	19,333	-	3,561	14,126	747	899
Third Quarter	16,486	-	2,266	12,512	839	869
Fourth Quarter	16,973	-	1,810	13,563	745	855

Source: Statistics and Reports Division, Directorate of Data Systems and Statistics, Comptroller of the Air Force.

TABLE 144 - WAF ENLISTMENTS AND REENLISTMENTS BY TERM OF ENLISTMENT, WORLD-WIDE,
BY QUARTER - FY 1961

(Data are also included in the previous table).

TYPE OF ENLISTMENT OR REENLISTMENT BY DATE	TOTAL	2 YEARS	3 YEARS	4 YEARS	5 YEARS	6 YEARS
<u>TOTAL</u>	<u>2,614</u>	<u>25</u>	<u>328</u>	<u>2,239</u>	<u>11</u>	<u>11</u>
<u>No Prior Service Enlistment - Total</u>	<u>2,089</u>	-	<u>255</u>	<u>1,834</u>	-	-
First Quarter (1 Jul 1960 through 30 Sep 1960)	711	-	255	456	-	-
Second Quarter (1 Oct 1960 through 31 Dec 1960)	560	-	-	560	-	-
Third Quarter (1 Jan 1961 through 31 Mar 1961)	588	-	-	588	-	-
Fourth Quarter (1 Apr 1961 through 30 Jun 1961)	230	-	-	230	-	-
<u>Enlistment for Officers Candidate School, (OCS) Aviation Cadet, (AC) or Officer Training School (OTS) - Total</u>	<u>39</u>	<u>25</u>	<u>14</u>	-	-	-
First Quarter	22	8	14	-	-	-
Second Quarter	2	2	-	-	-	-
Third Quarter	10	10	-	-	-	-
Fourth Quarter	5	5	-	-	-	-
<u>Prior Service Enlistment - Total</u>	<u>18</u>	-	-	<u>18</u>	-	-
First Quarter	-	-	-	-	-	-
Second Quarter	1	-	-	1	-	-
Third Quarter	9	-	-	9	-	-
Fourth Quarter	8	-	-	8	-	-
<u>Immediate Reenlistment - Total</u>	<u>468</u>	-	<u>59</u>	<u>387</u>	<u>11</u>	<u>11</u>
First Quarter	134	-	19	115	-	-
Second Quarter	144	-	22	110	8	4
Third Quarter	84	-	8	70	3	3
Fourth Quarter	106	-	10	92	-	4

Source: Statistics and Reports Division, Directorate of Data Systems and Statistics, Comptroller of the Air Force.

TABLE 145 - ENLISTMENTS BY EDUCATIONAL LEVEL WORLD-WIDE, BY QUARTER - FY 1961

DATE AND TYPE OF ENLISTMENT	EDUCATIONAL LEVEL												
	TOTAL			Non-High School or Non-Graduate		High School Graduate		Less Than 2 Years College		More Than 2 Years College No Degree		One or More Degrees	
	Total	Male	Fe-Male	Male	Fe-Male	Male	Fe-Male	Male	Fe-Male	Male	Fe-Male	Male	Fe-Male
<u>TOTAL</u>	<u>123,087</u>	<u>120,941</u>	<u>2,146</u>	<u>34,331</u>	<u>39</u>	<u>74,674</u>	<u>1,869</u>	<u>6,651</u>	<u>122</u>	<u>4,129</u>	<u>75</u>	<u>1,156</u>	<u>41</u>
<u>No Prior Service Enlistment - Total</u>	<u>114,234</u>	<u>112,145</u>	<u>2,089</u>	<u>33,033</u>	<u>39</u>	<u>69,299</u>	<u>1,852</u>	<u>5,909</u>	<u>122</u>	<u>3,375</u>	<u>74</u>	<u>529</u>	<u>2</u>
First Quarter (1 Jul 1960 through 30 Sep 1960) .	34,216	33,505	711	7,396	11	23,552	630	1,533	40	855	28	169	2
Second Quarter (1 Oct 1960 through 31 Dec 1960) .	22,893	22,333	560	7,401	9	12,964	506	1,145	30	702	15	121	-
Third Quarter (1 Jan 1961 through 31 Mar 1961) .	31,750	31,162	588	11,093	14	16,735	518	2,052	32	1,144	24	138	-
Fourth Quarter (1 Apr 1961 through 30 Jun 1961) .	25,375	25,145	230	7,143	5	16,048	198	1,179	20	674	7	101	-
<u>Prior Service Enlistment - Total</u>	<u>7,691</u>	<u>7,673</u>	<u>18</u>	<u>1,295</u>	<u>-</u>	<u>5,274</u>	<u>17</u>	<u>616</u>	<u>-</u>	<u>396</u>	<u>1</u>	<u>92</u>	<u>-</u>
First Quarter	474	474	-	53	-	294	-	71	-	50	-	6	-
Second Quarter	1,696	1,695	1	261	-	1,219	1	127	-	76	-	12	-
Third Quarter	2,972	2,963	9	565	-	2,077	9	190	-	110	-	21	-
Fourth Quarter	2,549	2,541	8	416	-	1,684	7	228	-	160	1	53	-
<u>Enlistment for Officer Candidate School, Aviation Cadet, or Officer Training School - Total</u>	<u>1,162</u>	<u>1,123</u>	<u>39</u>	<u>3</u>	<u>-</u>	<u>101</u>	<u>-</u>	<u>126</u>	<u>-</u>	<u>358</u>	<u>-</u>	<u>535</u>	<u>39</u>
First Quarter	442	420	22	2	-	85	-	97	-	88	-	148	22
Second Quarter	182	180	2	1	-	9	-	15	-	82	-	73	2
Third Quarter	321	311	10	-	-	6	-	12	-	119	-	174	10
Fourth Quarter	217	212	5	-	-	1	-	2	-	69	-	140	5

Source: Statistics and Reports Division, Directorate of Data Systems and Statistics, Comptroller of the Air Force.

TABLE 146 - NON-PRIOR SERVICE ENLISTMENTS BY ARMED FORCES QUALIFICATION TEST (AFQT)
MENTAL GROUP, BY QUARTER - FY 1961

(AFQT Mental Group indicates the group to which an airman belongs as determined by the score he has made on the Armed Forces Qualification Test (AFQT). The table excludes inductees.)

DATE OF ENLISTMENT and ENLISTMENT BY SEX	TOTAL		PERSONNEL BY MENTAL GROUP							
			Group 1 (93 Through 100)		Group 2 (65 Through 92)		Group 3 (31 Through 64)		Group 4 (10 Through 30)	
	Number	Per Cent	Number	Per Cent	Number	Per Cent	Number	Per Cent	Number	Per Cent
<u>TOTAL</u>	<u>114,222</u>	<u>100.0</u>	<u>7,573</u>	<u>6.6</u>	<u>40,718</u>	<u>35.6</u>	<u>47,802</u>	<u>41.9</u>	<u>18,129</u>	<u>15.9</u>
MALE-TOTAL	112,133	100.0	7,423	6.6	38,809	34.6	47,772	42.6	18,129	16.2
FEMALE-TOTAL	2,089	100.0	150	7.2	1,909	91.4	30	1.4	-	-
<u>First Quarter (1 Jul 60 through 30 Sep 60)-Total</u>	<u>34,212</u>	<u>100.0</u>	<u>2,524</u>	<u>7.4</u>	<u>12,428</u>	<u>36.3</u>	<u>14,835</u>	<u>43.4</u>	<u>4,425</u>	<u>12.9</u>
Male	33,501	100.0	2,462	7.4	11,795	35.2	14,819	44.2	4,425	13.2
Female	711	100.0	62	8.7	633	89.0	16	2.3	-	-
<u>Second Quarter (1 Oct 60 through 31 Dec 60)-Total</u>	<u>22,889</u>	<u>100.0</u>	<u>1,469</u>	<u>6.4</u>	<u>8,378</u>	<u>36.6</u>	<u>9,437</u>	<u>41.2</u>	<u>3,605</u>	<u>15.8</u>
Male	22,329	100.0	1,449	6.5	7,843	35.1	9,432	42.2	3,605	16.2
Female	560	100.0	20	3.6	535	95.5	5	.9	-	-
<u>Third Quarter (1 Jan 61 through 31 Mar 61)-Total</u>	<u>31,748</u>	<u>100.0</u>	<u>2,091</u>	<u>6.6</u>	<u>11,300</u>	<u>35.6</u>	<u>12,886</u>	<u>40.6</u>	<u>5,471</u>	<u>17.2</u>
Male	31,160	100.0	2,072	6.6	10,740	34.5	12,877	41.3	5,471	17.6
Female	588	100.0	19	3.2	560	95.3	9	1.5	-	-
<u>Fourth Quarter (1 Apr 61 through 30 Jun 61)-Total</u>	<u>25,373</u>	<u>100.0</u>	<u>1,489</u>	<u>5.9</u>	<u>8,612</u>	<u>33.9</u>	<u>10,644</u>	<u>42.0</u>	<u>4,628</u>	<u>18.2</u>
Male	25,143	100.0	1,440	5.7	8,431	33.5	10,644	42.4	4,628	18.4
Female	230	100.0	49	21.3	181	78.7	-	-	-	-

Source: Statistics and Reports Division, Directorate of Data Systems and Statistics, Comptroller of the Air Force.

TABLE 147 - NON-BATTLE DEATHS OF USAF OFFICERS BY AERONAUTICAL RATING, BY GRADE IN WHICH SERVING AT TIME OF DEATH, WORLD-WIDE, SEMIANNUALLY - FY 1961

GRADE	TOTAL	PILOT DEATHS			NAVIGATORS/OBSERVER DEATHS		
		TOTAL	First Half FY 1961 (1 Jul 1960 Through 31 Dec 1960)	Last Half FY 1961 (1 Jan 1961 Through 30 Jun 1961)	TOTAL	First Half FY 1961 (1 Jul 1960 Through 31 Dec 1960)	Last Half FY 1961 (1 Jan 1961 Through 30 Jun 1961)
<u>TOTAL</u>	<u>244</u>	<u>185</u>	<u>66</u>	<u>119</u>	<u>59</u>	<u>19</u>	<u>40</u>
General	-	-	-	-	-	-	-
Colonel	3	2	-	2	1	1	-
Lieutenant Colonel	14	11	3	8	3	1	2
Major	48	34	13	21	14	-	14
Captain	95	75	24	51	20	9	11
First Lieutenant	69	55	22	33	14	5	9
Second Lieutenant	15	8	4	4	7	3	4

Source: Statistics and Reports Division, Directorate of Data Systems and Statistics, Comptroller of the Air Force.

TABLE 148 - NON-BATTLE DEATHS OF USAF OFFICERS AND AIRMEN BY GRADE IN WHICH SERVING AT TIME OF DEATH, WORLD-WIDE, SEMIANNUALLY - FY 1961

GRADE	OFFICER DEATHS			AIRMAN GRADE	AIRMAN DEATHS		
	Total	First Half FY 1961 (1 Jul 1960 Through 31 Dec 1960)	Last Half FY 1961 (1 Jan 1961 Through 30 Jun 1961)		Total	First Half FY 1961 (1 Jul 1960 Through 31 Dec 1960)	Last Half FY 1961 (1 Jan 1961 Through 30 Jun 1961)
<u>TOTAL</u>	<u>316</u>	<u>122</u>	<u>194</u>	<u>TOTAL</u>	<u>988</u>	<u>516</u>	<u>472</u>
General	-	-	-	Chief Master Sergeant	3	1	2
Colonel	8	4	4	Senior Master Sergeant	8	1	7
Lieutenant Colonel	22	9	13	Master Sergeant	110	52	58
Major	61	19	42	Tech Sergeant	142	76	66
Captain	116	45	71	Staff Sergeant	205	118	87
First Lieutenant	82	34	48	Airman First Class	168	84	84
Second Lieutenant	22	9	13	Airman Second Class	198	110	88
Warrant Officer	5	2	3	Airman Third Class	135	65	70
				Airman Basis	13	5	8
				Aviation Cadet	6	4	2

Source: Statistics and Reports Division, Directorate of Data Systems and Statistics, Comptroller of the Air Force.

TABLE 149 - NON-BATTLE DEATHS OF USAF OFFICERS BY AGE GROUP, BY GRADE IN WHICH SERVING AT TIME OF DEATH, WORLD-WIDE, SEMIANNUALLY - FY 1961

GRADE	TOTAL	AGE GROUP							
		20 Through 24	25 Through 29	30 Through 34	35 Through 39	40 Through 44	45 Through 49	50 Through 54	55 And Older
<u>TOTAL</u>	<u>316</u>	<u>25</u>	<u>87</u>	<u>57</u>	<u>48</u>	<u>60</u>	<u>27</u>	<u>10</u>	<u>2</u>
<u>FIRST HALF FY 1961 - TOTAL</u>	<u>122</u>	<u>10</u>	<u>36</u>	<u>19</u>	<u>17</u>	<u>20</u>	<u>11</u>	<u>7</u>	<u>2</u>
General	-	-	-	-	-	-	-	-	-
Colonel	4	-	-	-	1	1	1	1	1
Lieutenant Colonel	9	-	-	-	4	2	2	2	1
Major	19	-	-	-	7	5	5	2	-
Captain	45	-	9	14	9	10	2	1	-
First Lieutenant	34	2	26	5	1	-	-	-	-
Second Lieutenant	9	8	1	-	-	-	-	-	-
Warrant Officer	2	-	-	-	-	-	1	1	-
<u>LAST HALF FY 1961 - TOTAL</u>	<u>194</u>	<u>15</u>	<u>51</u>	<u>38</u>	<u>31</u>	<u>40</u>	<u>16</u>	<u>3</u>	-
General	-	-	-	-	-	-	-	-	-
Colonel	4	-	-	-	-	1	1	2	-
Lieutenant Colonel	13	-	-	-	-	9	4	-	-
Major	42	-	-	-	14	20	7	1	-
Captain	71	-	8	35	16	10	2	-	-
First Lieutenant	48	7	38	3	-	-	-	-	-
Second Lieutenant	13	8	5	-	-	-	-	-	-
Warrant Officer	3	-	-	-	1	-	2	-	-

Source: Statistics and Reports Division, Directorate of Data Systems and Statistics, Comptroller of the Air Force.

TABLE 150 - NON-BATTLE DEATHS OF AIRMEN BY AGE GROUP, BY GRADE IN WHICH SERVING AT TIME OF DEATH, WORLD-WIDE, SEMIANNUALLY - FY 1961

GRADE	TOTAL	AGE GROUP								
		17 Through 19	20 Through 24	25 Through 29	30 Through 34	35 Through 39	40 Through 44	45 Through 49	50 Through 54	55 And Older
<u>TOTAL</u>	<u>988</u>	<u>83</u>	<u>274</u>	<u>171</u>	<u>157</u>	<u>97</u>	<u>104</u>	<u>64</u>	<u>26</u>	<u>12</u>
<u>FIRST HALF FY 1961 - TOTAL</u>	<u>516</u>	<u>47</u>	<u>148</u>	<u>90</u>	<u>78</u>	<u>49</u>	<u>53</u>	<u>34</u>	<u>12</u>	<u>5</u>
Chief Master Sergeant	1	-	-	-	-	-	1	-	-	-
Senior Master Sergeant	1	-	-	-	-	-	1	-	-	-
Master Sergeant	52	-	-	-	4	7	22	13	5	1
Technical Sergeant	76	-	-	5	25	16	14	12	1	3
Staff Sergeant	118	-	5	39	31	19	10	8	5	1
Airman First Class	84	-	31	30	13	5	4	-	1	-
Airman Second Class	110	8	82	12	4	2	1	1	-	-
Airman Third Class	65	38	24	3	-	-	-	-	-	-
Airman Basic	5	1	2	1	1	-	-	-	-	-
Aviation Cadet	4	-	4	-	-	-	-	-	-	-
<u>LAST HALF FY 1961 - TOTAL</u>	<u>472</u>	<u>36</u>	<u>126</u>	<u>81</u>	<u>79</u>	<u>48</u>	<u>51</u>	<u>30</u>	<u>14</u>	<u>7</u>
Chief Master Sergeant	2	-	-	-	-	-	-	2	-	-
Senior Master Sergeant	7	-	-	-	-	-	3	1	1	2
Master Sergeant	58	-	-	-	2	14	22	10	7	3
Technical Sergeant	66	-	-	4	18	11	17	9	6	1
Staff Sergeant	87	-	2	26	34	13	5	6	-	1
Airman First Class	84	-	16	34	19	9	4	2	-	-
Airman Second Class	88	5	62	15	6	-	-	-	-	-
Airman Third Class	70	27	40	2	-	1	-	-	-	-
Airman Basic	8	4	4	-	-	-	4	-	-	-
Aviation Cadet	2	-	2	-	-	-	-	-	-	-

Source: Statistics and Reports Division, Directorate of Data Systems and Statistics, Comptroller of the Air Force.

TABLE 151 - NON-BATTLE DEATHS OF USAF OFFICERS BY AGE GROUP, BY CAUSATIVE AGENT, WORLD-WIDE, SEMIANNUALLY - FY 1961

CAUSATIVE AGENT	TOTAL	AGE GROUP							
		20 Through 24	25 Through 29	30 Through 34	35 Through 39	40 Through 44	45 Through 49	50 Through 54	55 And Older
<u>FY 1961 - Total</u>	<u>316</u>	<u>25</u>	<u>87</u>	<u>57</u>	<u>48</u>	<u>60</u>	<u>27</u>	<u>10</u>	<u>2</u>
<u>FIRST HALF FY 1961 - TOTAL . . .</u>	<u>122</u>	<u>10</u>	<u>36</u>	<u>19</u>	<u>17</u>	<u>20</u>	<u>11</u>	<u>7</u>	<u>2</u>
Aircraft Accident	62	5	28	15	7	7	-	-	-
Vehicle Accident	16	5	4	3	2	1	1	-	-
Disease	34	-	3	-	4	9	9	7	2
Other	10	-	1	1	4	3	1	-	-
<u>LAST HALF FY 1961 - TOTAL</u>	<u>194</u>	<u>15</u>	<u>51</u>	<u>38</u>	<u>31</u>	<u>40</u>	<u>16</u>	<u>3</u>	-
Aircraft Accident	117	12	43	31	12	17	2	-	-
Vehicle Accident	18	2	6	3	5	1	1	-	-
Disease	46	1	-	3	12	17	10	3	-
Other	13	-	2	1	2	5	3	-	-

Source: Statistics and Reports Division, Directorate of Data Systems and Statistics, Comptroller of the Air Force.

TABLE 152 - NON-BATTLE DEATHS OF AIRMEN BY AGE GROUP, BY CAUSATIVE AGENT, WORLD-WIDE, SEMIANNUALLY - FY 1961

CAUSATIVE AGENT	TOTAL	AGE GROUP								
		17 Through 19	20 Through 24	25 Through 29	30 Through 34	35 Through 39	40 Through 44	45 Through 49	50 Through 54	55 And Older
<u>FY 1961 - TOTAL</u>	<u>988</u>	<u>83</u>	<u>274</u>	<u>171</u>	<u>157</u>	<u>97</u>	<u>104</u>	<u>64</u>	<u>26</u>	<u>12</u>
<u>FIRST HALF FY 1961 - TOTAL</u>	<u>516</u>	<u>47</u>	<u>148</u>	<u>90</u>	<u>78</u>	<u>49</u>	<u>53</u>	<u>34</u>	<u>12</u>	<u>5</u>
Aircraft Accident	48	2	11	7	14	7	5	2	-	-
Vehicle Accident	200	28	89	44	21	10	5	3	-	-
Disease	151	5	16	12	19	20	36	27	11	5
Other	117	12	32	27	24	12	7	2	1	-
<u>LAST HALF FY 1961 - TOTAL</u>	<u>472</u>	<u>36</u>	<u>126</u>	<u>81</u>	<u>79</u>	<u>48</u>	<u>51</u>	<u>30</u>	<u>14</u>	<u>7</u>
Aircraft Accident	33	-	6	10	8	4	5	-	-	-
Vehicle Accident	163	20	71	32	24	9	4	1	2	-
Disease	151	4	17	10	23	19	36	26	9	7
Other	125	12	32	29	24	16	6	3	3	-

Source: Statistics and Reports Division, Directorate of Data Systems and Statistics, Comptroller of the Air Force.

TABLE I53— USAF RETIRED MILITARY PERSONNEL BY GRADE FOR PAY, BY TYPE OF RETIREMENT,
BY COMPONENT, WORLD-WIDE — AS OF 30 JUN 1961

(The data included herein represent inventories of USAF Military Retired Personnel regardless of whether or not the individual is receiving retired pay.)

GRADE FOR PAY	TOTAL	TYPE OF RETIREMENT					
		Non - Disability		Temporary Disability		Permanent Disability	
		Regular	Non-Regular	Regular	Non-Regular	Regular	Non-Regular
OFFICERS							
<u>TOTAL</u>	<u>21,983</u>	<u>2,598</u>	<u>9,314</u>	<u>75</u>	<u>351</u>	<u>1,076</u>	<u>8,569</u>
General.	476	227	35	-	-	201	13
Colonel.	2,838	1,028	1,089	8	6	413	294
Lieutenant Colonel . . .	4,757	608	3,126	10	41	162	810
Major	4,571	214	2,944	22	87	113	1,191
Captain	3,294	24	1,043	21	123	95	1,988
First Lieutenant	2,899	-	190	6	78	36	2,589
Second Lieutenant. . . .	1,183	-	32	-	7	4	1,140
Warrant Officer	1,652	497	853	8	7	52	235
Flight Officer	313	-	2	-	2	-	309
AIRMEN							
<u>TOTAL</u>	<u>33,095</u>	<u>20,493</u>	<u>70</u>	<u>3,057</u>	<u>11</u>	<u>9,412</u>	<u>52</u>
Chief Master Sergeant . .	206	200	-	1	-	5	-
Senior Master Sergeant . .	675	628	-	16	-	31	-
Master Sergeant	16,665	14,045	62	261	-	2,292	5
Technical Sergeant	4,832	3,232	1	376	1	1,219	3
Staff Sergeant	4,296	1,811	3	721	2	1,743	16
Airman First Class	2,328	422	4	558	2	1,327	15
Airman Second Class	2,290	90	-	715	3	1,475	7
Airman Third Class	1,407	39	-	313	1	1,049	5
Airman Basic	385	26	-	90	2	266	1
Aviation Cadet	11	-	-	6	-	5	-

Source: Statistics and Reports Division, Directorate of Data Systems and Statistics, Comptroller of the Air Force.

MILITARY PERSONNEL (CONTINUED)

285

SAMPLE SURVEYS

INTRODUCTION

Data in the tables of this section, except for strength data, were derived from the sample survey of military personnel conducted in May 1961. Airman and officer strength totals and the strength percentage for each grade are based on actual data as reported by official Air Force sources as of 31 May 1961.

The Sample Survey is designed to include 10.0 per cent of the officers and 5.0 per cent of the airmen. The actual response for the May 1961 survey shown as a percentage of the actual population was 8.9 per cent for officers and 4.6 per cent for airmen.

All data in these tables, except the total strength figures, are presented as percentages. Numerical amounts for any item may be obtained by application of the appropriate percentage to the applicable strength total. Due to rounding, the sum of the percentages for any characteristic or attitude may not total exactly 100.0 per cent.

Data in these tables constitute only a summary of total data obtained by the sample survey. More detailed information as well as the actual questions and response items are contained in the "US Air Force Personnel Report Characteristics and Attitudes from Sample Surveys (SS-PS-1G, Compendium)" which is prepared from sample surveys and released as part of the SS-PS-1 series of personnel reports. In addition, trend data derived from sample surveys is available in an annual publication titled "Trends in Air Force Military Personnel Attributes," SS-PS-1I. In "Trends", certain characteristics and attributes of Air Force military personnel obtained from several sample surveys are presented at various times.

DEFINITIONS for items in this section are covered in "Military Personnel" definitions.

TABLE 154 - PERCENTAGED DISTRIBUTION OF USAF MALE COMMISSIONED OFFICERS BY YEAR IN WHICH SERVING IN ACTIVE MILITARY SERVICE, BY SELECTED CHARACTERISTICS AND ATTITUDES, WORLD-WIDE - 31 MAY 1961

(Table below is based on a 10 per cent Sample Survey of actual strength and excludes female officers; actual strength has been rounded to thousands.)

SELECTED CHARACTERISTICS AND ATTITUDES	TOTAL	PERCENTAGED DISTRIBUTION BY YEAR IN WHICH SERVING								
		First	Second	Third	Fourth	Fifth Thru Eighth	Ninth Thru Eighteenth	Nineteenth	Twentieth	Twenty-first And Over
Actual Strength (31 May 1961)	121,365	4.2	7.8	7.5	4.4	18.9	50.0	9.7	9.0	9.8
Per Cent - Total	100.0	100.0	100.0	100.0	100.0	100.0	100.0	100.0	100.0	100.0
<u>Grade In Which Serving</u>										
Colonel	4.1	-	-	0.2	-	0.2	1.0	5.4	12.2	27.3
Lieutenant Colonel	8.5	-	0.2	0.2	0.4	0.1	5.1	15.6	33.0	31.0
Major	20.9	-	-	0.3	0.8	0.8	24.6	61.2	43.7	29.2
Captain	36.3	16.1	14.1	17.7	9.8	31.9	61.7	16.0	9.6	11.6
First Lieutenant	22.4	13.1	41.2	63.5	79.8	61.6	6.8	1.4	1.5	0.9
Second Lieutenant	7.8	70.9	44.4	18.1	9.2	5.4	0.9	0.4	-	-
<u>Most Important Reason For Staying In Or Leaving AF</u>										
Like Military Life	21.0	6.6	6.0	5.3	9.4	16.7	23.5	26.3	29.7	32.7
Like Flying And Aviation	21.1	14.9	15.5	17.2	22.3	29.0	24.4	18.5	19.8	15.6
Like My Job And Duty Assignments	10.4	7.6	6.7	4.6	7.5	9.6	11.3	11.6	10.8	11.7
Adventure, Travel, New Experiences	1.8	3.8	2.3	2.2	2.5	2.5	1.2	1.4	1.1	0.8
Retirement Benefits And Equity	13.9	3.4	2.3	2.9	5.2	10.3	16.5	20.3	18.7	15.5
Because Of Amount Of Service Toward Retirement	5.0	0.2	0.2	0.2	0.6	0.4	7.6	9.2	6.2	5.5
Pay, Allowances And Fringe Benefits	3.1	3.0	3.2	2.9	4.4	4.3	2.6	2.7	1.8	2.3
Opportunities For More Training And Education In The AF	4.0	10.0	8.6	8.3	10.0	6.2	2.6	1.0	0.2	0.3
Contribution To National Defense Effort	4.4	3.6	3.2	2.7	4.0	3.5	5.4	3.7	4.2	5.3
Feel My Personal Freedom Is Limited Too Much	1.2	4.4	5.3	5.3	4.0	1.2	0.1	0.1	-	0.1
Little Opportunity To Select Geographical Area Of Employment	0.4	1.0	0.2	3.1	1.5	0.2	0.1	-	0.4	0.2
AF Hasn't Provided Preferred Kind Of Work	2.3	9.4	12.3	9.9	6.7	1.9	0.4	0.5	0.1	0.6
Easier To Change Employment In Civilian Life	-	0.4	-	0.2	-	-	-	-	-	-
Unable To Obtain Desired Schooling At This Time	0.5	1.6	0.9	1.5	1.3	1.0	0.1	-	-	0.2
Can Make More Money In Civilian Life	1.3	8.4	7.2	4.6	2.5	0.9	0.1	0.2	0.1	0.3
AF Does Not Give Me A Feeling Of "Belonging"	0.1	0.6	-	0.9	-	0.1	-	0.1	-	0.1
Did Not Or If I Do Not Make Regular	0.5	0.6	0.9	2.0	2.3	1.4	0.1	0.1	0.1	-
Elimination From Flying Training	0.3	1.0	0.7	1.9	0.8	0.4	-	-	-	-
Taken Off (Of If Taken Off) Flying Status	0.7	0.2	-	0.3	0.2	0.8	0.7	1.2	1.4	1.4
Low Quality Of Leadership And Management	1.4	2.2	3.2	4.4	3.1	1.9	0.5	0.4	1.2	1.6
Family Considerations	2.0	5.0	6.7	6.0	4.0	3.1	0.7	0.6	0.8	1.4
Frequent Changes Of Station	0.5	1.6	2.5	2.2	1.0	0.5	0.1	-	-	0.2
Promotion Based Too Much On Seniority	1.1	2.4	4.2	4.3	2.3	1.2	0.5	0.1	0.6	0.6
Lack Of Stability Of Personnel Policies	1.2	0.8	2.3	1.9	0.8	1.1	0.5	1.1	2.2	2.5
Little Chance To Use Managerial Ability	0.2	0.2	0.9	1.0	0.6	0.5	-	-	0.1	0.2
None Of The Above	1.7	6.8	4.4	4.3	3.1	1.5	0.7	1.0	0.5	0.7
<u>Most Important Reason For Original Entry On AF Active Duty</u>										
Can't Remember	1.1	0.4	0.9	0.9	0.6	0.7	1.1	0.1	1.3	1.6
Was Drafted, Ordered To Active Duty, Or Reassigned	10.3	3.8	3.5	6.1	4.2	7.8	11.8	17.3	14.6	11.1

Travel, Adventure, And New Experiences	3.6	5.8	3.9	2.4	1.9	3.0	2.1	1.8	0.9	4.7
Joined In Preference To Other Military Services	16.8	25.9	22.0	27.9	17.5	17.2	17.9	14.5	11.9	8.5
Career Opportunities Looked Better Than Civilian Life	5.4	6.6	6.0	5.6	7.3	6.5	3.9	1.8	3.3	6.2
Air Force Pay And Fringe Benefits	0.6	0.8	0.9	1.0	0.6	0.9	0.4	0.2	0.2	0.9
Air Force Education And Tech Training For Use Later As Civilian	1.9	3.6	3.2	2.4	2.3	2.4	1.4	0.4	1.5	2.4
Advantages Of The GI Bill In Civilian Life	0.5	-	-	0.2	-	1.1	0.8	-	-	-
Patriotic Feelings And National Defense	13.9	5.2	6.0	4.3	5.0	3.4	17.6	27.5	23.7	12.6
Interested In Aviation And Flying	34.3	21.7	29.9	31.2	46.3	42.4	35.2	30.7	35.8	39.5
Security Of AF Life (Steady Job And Retirement)	2.4	2.4	1.4	0.5	1.3	1.6	2.1	1.3	2.3	5.7
None Of The Above Reasons	9.1	23.7	22.0	17.5	13.1	13.0	5.5	4.3	4.3	6.8
<u>Family Feeling About Air Force Career</u>										
Like It Very Much	36.8	12.3	12.8	11.8	19.8	31.3	43.9	45.3	46.5	48.6
Like It	29.6	17.1	18.1	16.9	24.0	33.3	33.1	33.7	30.3	29.9
Neutral	22.0	36.8	38.8	35.6	36.3	23.8	17.0	16.4	16.1	16.0
Dislike It	6.7	17.1	16.3	20.3	12.1	7.8	3.7	3.0	4.7	3.3
Dislike It Very Much	3.1	9.5	9.5	11.8	5.4	2.7	1.5	1.2	0.9	1.4
Don't Know	1.7	7.2	4.4	3.7	2.3	1.2	0.8	0.4	1.4	0.8
<u>Air Force Career Plans</u>										
Remain On Active Duty Indefinitely Or Until Retirement	79.5	24.7	29.9	31.3	49.8	74.4	94.7	96.5	93.1	88.6
Remain On Active Duty Only Until I Complete My Present Commitment	6.1	25.5	30.9	32.4	14.6	5.5	0.6	0.6	0.3	1.2
Would Prefer To Separate Immediately	3.6	8.4	11.1	14.7	10.7	4.6	0.9	0.6	0.8	4.0
Undecided	10.8	41.4	28.1	21.6	24.9	15.5	3.8	2.3	5.1	6.2
<u>Educational Level (Count General Education Development Credit)</u>										
Less Than High School Graduate	0.3	-	0.2	-	0.2	0.2	0.3	0.8	0.2	0.5
High School Graduate	8.7	0.4	1.6	3.4	2.9	5.4	9.5	10.9	12.8	11.4
Less Than Two Years Of College	13.4	2.4	10.9	7.5	8.3	12.7	16.0	16.5	13.2	12.0
Registered Nurse Diploma	2.2	1.4	1.9	0.7	0.4	1.3	0.3	-	-	0.1
Two Years Or More Of College, No Bachelors Degree	24.8	2.4	6.3	7.5	7.7	14.9	31.1	38.9	36.5	34.7
College Degree (BS, BA, Or Equivalent, Except LL.B)	29.8	53.8	52.2	47.6	57.7	46.0	22.0	16.7	19.4	23.4
Law Degree (LL.B)	1.4	2.6	2.6	2.1	1.3	0.8	1.4	1.9	1.4	1.2
Postgraduate Work Beyond Bachelor Degree	7.5	9.4	6.5	8.9	8.8	7.9	8.2	6.1	6.6	6.1
Master's Degree	6.7	3.8	2.3	2.9	4.4	4.3	8.9	6.8	9.0	9.0
Doctorate Degree	0.4	0.8	0.9	0.7	0.2	0.4	0.4	0.2	0.5	0.3
Medical Or Dental Degrees (MD, DDS, Vet'n, Etc.)	4.7	22.9	14.6	18.7	8.1	6.1	1.8	1.1	0.4	1.2
<u>Age Last Birthday</u>										
21 Years Old Or Younger	1.1	5.0	11.4	5.3	1.7	-	-	-	-	-
22 Years Old	2.2	24.7	7.4	6.1	4.2	0.7	-	-	-	-
23 Years Old	3.3	24.9	25.5	12.4	4.6	1.1	-	-	-	-
24 Years Old	4.2	14.9	24.8	22.7	13.3	3.6	-	-	-	-
25 Years Old	4.6	9.2	10.0	20.8	30.6	8.1	-	-	-	-
26 Years Old	4.8	4.6	6.3	10.9	23.8	16.2	1.0	-	-	-
27 Years Old	5.3	5.0	6.0	7.3	9.2	19.8	2.3	-	-	-
28 Years Old	4.7	3.4	0.7	4.1	2.7	17.5	3.7	-	-	-
29 Years Old	4.8	2.6	1.9	4.3	2.5	13.7	5.0	-	-	-
30 Years Old	4.3	1.2	2.8	3.4	1.9	8.9	6.4	-	-	-
31 Years Old	3.6	2.4	1.4	1.0	1.9	4.0	6.7	-	-	-
32 Years Old	3.1	0.6	0.7	1.0	1.0	2.2	6.4	-	-	-
33 Years Old	2.1	-	-	0.3	0.8	1.5	4.4	-	-	-
34 Years Old	1.7	0.6	-	0.2	0.2	0.4	3.6	-	-	-
35 Years Old	2.1	0.2	-	-	0.6	0.4	4.5	2.9	-	-
36 Years Old	3.1	-	-	0.2	0.6	0.4	6.3	5.9	1.6	-
37 Years Old	4.0	0.4	0.2	-	-	0.4	7.1	10.8	3.3	2.5
38 Years Old	4.4	0.2	-	-	-	0.5	6.9	13.4	4.1	2.6
39 Years Old	5.3	-	0.2	-	0.2	0.2	6.9	15.5	9.9	5.7

TABLE 154 - PERCENTAGED DISTRIBUTION OF USAF MALE COMMISSIONED OFFICERS BY YEAR IN WHICH SERVING IN ACTIVE MILITARY SERVICE, BY SELECTED CHARACTERISTICS AND ATTITUDES, WORLD-WIDE - 31 MAY 1961 (CONTINUED)

SELECTED CHARACTERISTICS AND ATTITUDES	TOTAL	PERCENTAGED DISTRIBUTION BY YEAR IN WHICH SERVING								
		First	Second	Third	Fourth	Fifth Thru Eighth	Ninth Thru Eighteenth	Nineteenth	Twentieth	Twenty-first And Over
<u>Age Last Birthday (Continued)</u>										
40 Years Old	5.8	-	-	-	-	0.2	7.2	12.1	14.2	7.3
41 Years Old	5.4	-	-	-	-	-	5.5	7.4	17.0	13.2
42 Years Old	4.8	-	0.2	-	-	0.1	4.2	8.8	13.9	13.9
43 Years Old	4.1	-	-	-	-	0.1	3.4	6.9	12.7	11.8
44 Years Old	3.1	-	0.2	-	0.2	-	2.3	4.8	7.5	11.2
45 Years Old	2.4	-	0.2	-	-	-	1.7	4.5	6.1	9.2
46 Years Old	1.3	-	-	-	-	-	1.1	1.6	2.5	5.9
47 Years Old	0.8	-	-	-	-	-	0.4	1.0	1.4	4.5
48 Years Old	0.7	-	-	-	-	-	0.6	1.0	0.7	3.1
49 Years Old	0.6	-	-	-	-	-	0.3	1.0	1.2	2.9
50 Years Old	0.6	-	-	-	-	-	0.6	1.0	0.9	1.5
51 And Older	1.6	-	-	-	-	-	1.6	2.5	3.0	4.6
<u>Source Of First Active Duty Commission</u>										
Never Served As A Commission Officer	2.8	0.2	0.2	0.5	0.4	0.4	0.3	0.1	0.2	0.4
USAFA, USAMA, Or USNA	3.6	4.0	3.0	4.8	5.0	5.8	3.5	2.5	1.5	3.1
Aviation Cadet (Or Flying Cadet)	44.6	4.6	19.4	18.3	18.8	32.5	58.9	68.5	68.0	48.0
OCS (Or Equivalent In Other Services)	10.2	0.4	-	-	1.3	3.6	14.5	12.8	14.5	19.4
AFROTC	20.2	54.2	52.3	53.6	62.3	46.5	8.7	0.2	0.2	0.6
ROTC (Other Than Air Force)	2.2	0.4	0.2	0.2	0.8	0.6	1.9	3.7	4.9	8.3
Direct Appointment	13.2	28.9	16.2	20.1	9.8	9.6	9.8	8.8	7.6	13.3
Officer Training School (OTS)	0.7	5.0	6.3	0.9	1.3	0.4	0.2	0.1	-	-
Other (ORC, Etc.)	2.3	2.2	2.3	1.7	0.4	0.6	2.1	3.2	3.0	6.8
<u>Career Plans When First Entered Air Force</u>										
Make The Air Force My Career	29.8	19.5	21.9	24.5	32.3	29.4	28.6	28.2	34.0	48.4
Stay In The Air Force Longer Than Obligated Tour	2.6	3.8	4.4	1.7	2.7	3.9	2.5	1.0	1.4	2.5
Serve A Minimum Tour (Or Wartime "Duration Plus 6 Months")	28.8	17.3	19.5	23.7	12.3	17.6	37.2	42.3	33.3	19.4
Had Not Thought About It	5.7	0.4	0.2	0.5	0.8	1.2	7.0	12.0	11.9	6.9
Undecided	33.1	59.0	54.0	49.6	51.9	47.8	24.7	16.5	19.3	22.8
<u>Major Academic Field</u>										
No Major Subject Or Not Applicable	11.7	2.0	2.3	3.6	3.5	6.5	13.7	16.2	14.5	15.2
Agriculture	2.6	2.0	1.6	3.1	3.8	4.6	2.5	1.0	2.5	2.3
Biological Science	1.8	1.4	2.1	2.0	1.5	2.9	1.9	1.0	1.6	1.1
Business Administration	17.1	14.7	13.7	10.8	15.0	16.9	18.4	17.3	22.9	20.4
Education	5.6	2.4	1.9	2.9	3.8	7.0	6.5	5.0	5.5	6.6
Engineering	20.3	21.9	31.5	32.9	33.3	23.4	19.7	16.8	15.0	15.9
Fine Arts	1.2	1.0	1.4	1.2	0.4	1.5	1.0	1.6	1.2	1.1
Journalism - Public Relations	0.9	0.8	0.7	1.0	0.6	0.8	1.0	1.1	0.4	1.3
Law	1.8	2.8	2.5	1.9	1.3	0.9	2.1	1.8	2.0	2.3
Literature And Language	1.2	1.4	1.2	0.5	1.9	1.5	1.3	0.8	1.4	0.9

Mathematics	4.6	3.6	5.3	2.6	3.1	4.7	5.4	4.9	3.5
Medical Or Dental	4.6	20.7	13.4	16.6	7.9	6.2	2.0	1.3	0.9
Military Science	4.7	0.6	1.4	1.2	2.1	1.9	5.1	10.4	7.6
Nursing And Medical Specialties	2.6	2.2	2.3	1.2	0.6	1.1	0.3	-	-
Physical Science	3.4	5.0	4.2	3.9	4.8	3.7	3.2	3.6	3.4
Pre-professional	2.1	3.0	2.8	2.6	2.7	2.6	1.9	1.8	2.3
Social Science	4.4	4.6	4.2	3.4	4.4	4.0	4.4	5.7	4.9
Other	9.2	9.8	7.6	8.4	9.4	9.8	9.6	9.7	8.9

Isolation Of Current Duty Station

Very Isolated - Impossible To Reach A Civilian Community	1.2	1.2	1.9	1.4	1.5	2.0	1.1	0.8	1.1	0.7
Isolated, Difficult To Reach A Civilian Community	2.2	2.0	1.4	1.9	2.3	2.1	2.6	1.8	1.5	1.3
Somewhat Isolated	18.5	17.5	21.8	20.8	21.9	18.8	18.8	16.9	16.9	15.5
Fairly Near Sizeable Civilian Community	16.4	17.1	15.7	18.2	19.6	17.5	16.5	16.1	14.8	10.2
Near Large Civilian Cities (Over 30,000 Population)	61.7	62.2	59.3	57.8	54.8	59.6	61.1	64.4	65.8	72.3

Marital Status And Dependents

(Wife And No Dependent Children	11.3	26.9	23.4	18.2	16.3	14.1	7.5	8.2	8.5	9.1
(Wife And 1 Dependent Child	16.6	19.1	18.3	23.5	26.5	21.2	13.9	16.0	14.4	13.2
(Wife And 2 Dependent Children	28.4	6.8	9.3	15.3	20.2	30.0	32.9	28.0	30.5	32.5
Male, And (Wife And 3 Dependent Children	18.8	2.4	2.8	4.3	5.6	14.6	24.4	22.7	24.6	23.9
Married, (Wife And 4 Dependent Children	8.3	0.8	0.5	1.2	1.9	4.2	10.7	14.4	11.7	10.3
Having: (Wife And 5 Dependent Children	2.9	-	0.2	0.2	0.2	1.1	3.6	5.1	5.4	4.3
(Wife And 6 Dependent Children	1.3	0.2	0.2	0.2	0.2	0.2	1.5	2.4	1.8	2.5
(Wife And 7 Or More Dependent Children	0.6	-	-	-	-	0.1	0.8	1.0	0.6	1.6
(No Dependents	10.3	43.0	43.5	36.1	28.5	12.9	3.2	0.7	1.1	1.1
Male, and (One Dependent	0.9	0.8	1.6	0.7	0.6	1.2	0.9	0.6	0.7	0.4
Not Married, (Two Dependents	0.3	-	0.2	-	-	0.5	0.4	0.2	0.6	0.5
Having: (Three Or More Dependents	0.3	-	-	0.3	-	-	0.2	0.6	0.2	0.5

Number Of Dependents

None	12.8	42.8	44.7	37.3	29.1	13.5	3.3	0.8	1.2	1.3
One	11.0	27.9	24.0	17.8	15.9	13.8	7.5	7.1	8.0	7.8
Two	16.2	19.2	17.7	23.1	27.0	21.9	13.7	15.5	14.9	13.4
Three	27.0	6.7	10.0	15.9	19.9	29.7	32.2	28.2	28.7	30.0
Four	19.3	2.6	3.0	4.3	5.7	15.4	25.6	22.8	25.2	26.6
Five	8.6	0.6	0.5	1.2	1.9	4.3	11.3	15.9	13.2	11.5
Six	3.1	-	-	0.2	0.2	1.2	3.9	5.4	6.2	4.9
Seven	1.3	0.2	0.2	0.2	0.2	0.2	1.7	2.9	1.9	2.5
Eight	0.4	-	-	-	-	-	0.5	1.0	0.5	1.1
Nine Or More	0.2	-	-	-	-	0.1	0.3	0.4	0.2	0.7

Type Of Dependents

(None	13.0	47.5	42.7	27.1	22.3	16.4	8.2	7.8	8.2	9.4
(One	19.2	35.1	34.2	38.7	38.9	25.3	14.9	16.7	15.5	13.5
(Two	31.8	12.1	16.7	24.6	27.9	34.8	34.0	28.8	31.4	33.6
(Three	21.2	3.9	5.1	7.2	7.7	17.0	25.5	23.1	24.9	24.4
Children: (Four	9.5	1.1	0.9	1.9	2.7	5.1	11.3	15.2	12.1	10.5
(Five	3.2	-	-	0.3	0.3	1.2	3.7	5.1	5.5	4.5
(Six	1.4	0.4	0.4	0.3	0.3	0.1	1.6	2.4	1.8	2.4
(Seven	0.4	-	-	-	-	0.1	0.5	0.6	0.4	1.0
(Eight Or More	0.2	-	-	-	-	-	0.3	0.4	0.2	0.6

TABLE 154 - PERCENTAGED DISTRIBUTION OF USAF MALE COMMISSIONED OFFICERS BY YEAR IN WHICH SERVING IN ACTIVE MILITARY SERVICE, BY SELECTED CHARACTERISTICS AND ATTITUDES, WORLD-WIDE - 31 MAY 1961 (CONTINUED)

SELECTED CHARACTERISTICS AND ATTITUDES	TOTAL	PERCENTAGED DISTRIBUTION BY YEAR IN WHICH SERVING								
		First	Second	Third	Fourth	Fifth Thru Eighth	Ninth Thru Eighteenth	Nineteenth	Twentieth	Twenty-first And Over
<u>Type Of Dependents (Continued)</u>										
(None)	94.3	98.2	98.7	98.6	98.2	92.8	96.6	94.4	92.6	90.4
Parents: (One)	5.3	1.4	0.9	0.8	1.8	6.4	3.0	5.3	6.6	9.0
(Two)	0.3	0.4	0.4	0.6	-	0.9	0.3	0.2	0.6	0.4
(Three)	0.1	-	-	-	-	-	-	0.1	-	0.2
(Four Or More)	-	-	-	-	-	-	-	-	0.1	-
(None)	2.9	2.5	1.7	1.9	1.5	3.1	2.6	2.2	2.1	4.0
Wives And (One)	95.4	97.5	97.1	97.8	98.2	95.9	95.8	95.0	96.3	92.0
Other (Two)	1.4	-	0.8	0.3	0.3	0.7	1.3	2.3	1.1	3.2
Adults: (Three)	0.2	-	0.4	-	-	0.2	0.1	0.4	0.5	0.4
(Four Or More)	0.1	-	-	-	-	0.1	0.1	0.1	-	0.4

Source: Sample Survey, Statistics & Reports Division, Directorate of Data Systems and Statistics, Comptroller of the Air Force

TABLE 155 - PERCENTAGED DISTRIBUTION OF MALE AIRMEN BY YEAR IN WHICH SERVING IN MILITARY SERVICE, BY SELECTED CHARACTERISTICS AND ATTITUDES, WORLD-WIDE - 31 MAY 1961

(Table below is based on a 5 per cent Sample Survey of actual strength and excludes female personnel and aviation cadets; actual strength has been rounded to thousands.)

SELECTED CHARACTERISTICS AND ATTITUDES	TOTAL	PERCENTAGED DISTRIBUTION BY YEAR IN WHICH SERVING								
		First	Second	Third	Fourth	Fifth Thru Eighth	Ninth Thru Eighteenth	Nineteenth	Twentieth	Twenty-first And Over
<u>Actual Strength (31 May 1961)</u>	<u>682,544</u>	<u>90.0</u>	<u>79.2</u>	<u>55.8</u>	<u>46.1</u>	<u>135.7</u>	<u>233.4</u>	<u>18.6</u>	<u>14.5</u>	<u>14.5</u>
<u>Per Cent - Total</u>	<u>100.0</u>	<u>100.0</u>	<u>100.0</u>	<u>100.0</u>	<u>100.0</u>	<u>100.0</u>	<u>100.0</u>	<u>100.0</u>	<u>100.0</u>	<u>100.0</u>
<u>Grade In Which Serving</u>										
Chief Master Sergeant	0.5	0.1	-	0.1	-	0.1	0.5	4.7	3.7	7.3
Senior Master Sergeant	1.3	0.1	0.1	-	0.2	0.1	1.7	7.9	10.9	12.7
Master Sergeant	5.3	0.1	0.1	-	0.2	0.4	6.7	36.3	42.9	47.1
Technical Sergeant	10.0	0.1	0.1	0.2	0.1	1.0	22.9	29.1	22.3	13.0
Staff Sergeant	21.2	0.6	0.7	0.8	0.6	22.2	47.7	15.5	15.6	5.9
Airman First Class	19.2	1.2	1.5	10.1	28.6	54.6	17.3	4.6	2.4	2.6
Airman Second Class	21.8	8.7	64.7	78.3	62.1	18.5	2.2	1.3	1.1	2.5

Airman Third Class	17.7	76.2	31.1	9.5	7.3	2.6	0.9	0.7	0.8	5.0
Airman Basic	3.0	12.8	1.7	0.9	0.9	0.5	0.2	-	0.2	3.9
<u>Career Plans When First Entered Air Force</u>										
Make The Air Force My Career	25.7	17.5	12.9	17.2	18.5	28.4	32.1	36.4	40.8	43.4
Stay In The Air Force Longer Than Obligated Tour	1.0	0.8	0.7	0.6	0.7	1.6	1.0	1.3	0.8	0.4
Serve A Minimum Tour (Or Wartime "Duration Plus 6 Months")	18.5	14.0	19.2	18.7	18.8	16.4	21.3	25.1	19.4	16.2
Had Not Thought About It	8.2	3.2	3.6	4.3	5.3	7.2	12.0	18.4	16.3	11.2
Undecided	46.6	64.5	63.6	59.2	56.7	46.4	33.5	18.7	22.7	28.8
<u>Most Important Reason For Original AF Enlistment</u>										
Can't Remember Original Reason	3.6	1.2	2.4	2.7	3.4	4.0	5.0	3.7	3.1	4.9
Was Originally Drafted	4.5	0.3	0.2	0.4	0.4	0.7	9.1	24.3	17.3	2.1
Wanted To Get Away From An Unpleasant Civilian Situation	2.9	3.1	3.7	3.4	2.4	3.5	2.6	2.4	1.1	2.1
Travel, Adventure, And New Experiences	10.8	9.7	11.5	10.7	13.2	12.3	10.2	4.9	7.6	12.0
Joined In Preference To Being Drafted	12.1	6.9	10.4	14.3	13.5	12.6	15.2	7.6	10.6	6.3
Career Opportunities Looked Better Than In Civil Life	12.1	12.1	7.0	8.6	7.9	14.5	14.0	11.3	9.7	12.2
Air Force Pay And Fringe Benefits	0.6	0.3	0.4	0.2	0.3	0.6	0.8	0.8	0.2	1.1
Wanted AF Educational And Technical Training	19.6	38.0	34.1	26.4	25.9	18.4	7.6	3.8	4.5	11.0
Needed A Job At That Time	2.3	1.9	2.3	2.6	2.4	3.0	1.9	1.2	2.1	5.7
Wanted To Take Advantage Of GI Bill In Civilian Life	1.3	0.4	0.3	0.5	0.7	3.1	1.5	0.2	0.2	0.1
Patriotic Feelings And National Defense	5.6	3.6	2.8	2.9	3.4	2.3	7.7	20.3	18.1	12.9
Friends, Or Relatives, Recommended The AF	1.7	1.0	1.3	1.3	2.2	2.4	1.9	0.7	1.0	1.0
Interested In Aviation And Flying	6.1	5.0	6.0	7.1	6.6	6.2	5.8	5.4	9.5	10.6
Security Of AF Life (Steady Job And Retirement)	5.0	1.8	1.5	2.2	1.9	4.9	8.1	8.2	8.5	8.3
Help In Becoming More Mature And Self-Reliant	6.9	10.7	11.5	12.0	9.6	7.1	3.3	1.2	1.0	2.0
Came From A Service Family	0.8	0.4	0.5	0.7	0.9	1.0	1.0	0.5	0.6	1.0
None Of The Above Reasons	4.1	3.5	4.0	3.8	5.3	3.4	4.2	3.7	5.0	6.7
<u>Present Air Force Plans</u>										
If Had The Chance, Would Separate Immediately	8.2	6.9	10.9	16.1	21.1	9.7	4.1	0.5	0.8	4.1
Plan To Separate When Current Enlistment Ends	17.3	26.3	30.6	35.1	40.4	15.2	4.7	2.4	2.6	4.5
Undecided	23.6	45.9	42.7	32.5	17.1	25.7	9.3	5.3	6.3	10.9
Plan To Reenlist One (Or More) Times	6.8	9.0	8.0	7.8	9.5	6.5	5.0	4.8	5.5	5.6
(20 Years Service)	29.5	9.8	6.2	7.0	9.3	32.4	52.3	47.9	41.4	10.1
(21 Years Service)	1.9	0.2	0.1	-	0.2	1.4	3.3	5.1	5.2	7.6
(22 Years Service)	4.5	0.2	0.3	0.3	0.8	3.5	8.7	10.9	11.3	11.6
(23 Years Service)	0.6	0.1	-	-	0.2	0.4	0.7	2.2	4.7	4.2
(24 Years Service)	0.8	-	-	-	-	0.2	1.2	3.6	3.9	6.4
Plan To Remain On Active Duty Until	0.8	0.1	0.2	0.1	0.1	0.6	1.2	1.6	1.8	4.5
Retirement With:	0.5	0.1	-	-	-	0.2	0.8	2.0	1.8	4.2
(27 Years Service)	0.1	-	-	-	-	0.1	0.1	0.4	0.2	0.8
(28 Years Service)	0.1	-	-	-	-	0.1	0.1	0.2	0.2	1.0
(29 Years Service)	-	-	-	-	-	-	0.1	0.1	0.3	0.1
(30 Years Service)	5.3	1.4	1.0	1.1	1.3	4.0	8.4	13.0	14.3	24.5
<u>Most Important Reason In Decision To Reenlist Or Separate</u>										
Adventure, Travel, New Experiences	5.0	6.3	4.8	3.9	3.3	4.9	5.0	4.8	3.2	3.8
Like Job And Duty Assignments	11.0	8.9	10.1	7.4	6.0	13.6	14.4	13.3	13.8	12.4
The Reenlistment Bonus	1.9	1.0	0.6	1.4	1.1	2.4	2.8	1.0	0.8	0.3
Like Flying And Aviation	2.1	2.7	1.9	1.5	1.3	1.5	2.2	1.6	3.4	3.2
Good Promotion Opportunities	0.9	1.9	1.2	1.3	0.9	0.6	0.6	0.4	1.0	0.4
Like Military Life	8.9	4.6	3.3	2.9	3.9	8.9	13.6	13.4	11.8	16.8
Feel The Air Force Is A Good Place To Raise Family	2.8	1.6	0.9	0.9	1.3	3.9	4.1	3.5	2.7	3.7
Opportunities For More Training And Education	10.3	20.6	11.1	8.2	8.1	11.6	6.8	3.8	3.1	4.9
Family Is In Favor Of Reenlisting	1.5	0.4	0.5	0.4	1.0	1.9	2.4	1.1	1.4	1.4

TABLE 155 - PERCENTAGED DISTRIBUTION OF MALE AIRMEN BY YEAR IN WHICH SERVING IN MILITARY SERVICE, BY SELECTED CHARACTERISTICS AND ATTITUDES, WORLD-WIDE - 31 MAY 1961 (CONTINUED)

SELECTED CHARACTERISTICS AND ATTITUDES	TOTAL	PERCENTAGED DISTRIBUTION BY YEAR IN WHICH SERVING								
		First	Second	Third	Fourth	Fifth Thru Eighth	Ninth Thru Eighteenth	Nineteenth	Twentieth	Twentieth First And Over
<u>Most Important Reason In Decision To Reenlist Or Separate (Con't)</u>										
Opportunity To Select Next Base	1.1	0.8	1.0	0.7	0.8	1.4	1.3	1.2	1.1	0.8
Retirement Benefits	13.6	1.9	1.6	1.6	1.9	9.1	25.7	35.8	33.8	31.9
Pay, Allowances And Fringe Benefits	2.5	1.0	1.5	1.1	1.2	2.7	3.8	3.1	2.9	3.2
Civilian Life Offers Greater Career Or Job Opportunities	5.9	7.6	12.5	12.0	13.3	5.1	1.6	2.6	3.7	2.3
Air Force Life Not Suitable For Family Life	2.2	2.6	2.9	4.0	4.7	2.7	1.0	0.9	0.5	1.3
Desire To Return To "Home Town" Or Community	1.1	3.1	2.4	1.2	0.9	0.6	0.3	0.4	1.0	1.1
Plan On Going To School Or College	6.5	13.1	16.3	15.9	13.8	2.5	0.5	0.2	0.2	1.6
Feel That Personal Freedom Is Limited Too Much	2.0	2.5	3.7	4.7	4.4	1.8	0.7	0.1	0.3	0.3
Don't Like Military Life In General	1.5	2.0	2.7	4.4	5.3	0.7	0.2	-	0.2	0.1
Poor Housing Facilities	0.4	0.2	0.3	0.2	0.4	0.8	0.4	0.1	0.2	0.3
Family Does Not Desire Reenlistment	0.5	0.5	0.5	0.6	1.1	0.9	0.2	0.2	0.5	0.3
AF Hasn't Provided Preferred Type Of Work	3.8	7.0	6.1	7.8	6.5	3.0	1.2	0.8	0.6	1.1
Not Enough Promotion Opportunities	8.6	3.8	8.9	12.3	12.7	14.0	7.1	4.8	6.0	3.7
Inadequate School Facilities For Children	-	-	-	-	0.1	-	-	0.1	-	-
Frequent Changes Of Station And Separations From My Family	1.3	1.3	1.1	1.7	1.3	1.9	0.8	1.8	3.2	1.1
Other Reasons	4.0	4.7	4.4	3.8	4.6	3.6	3.3	5.0	4.7	3.8
<u>Satisfaction With Current Station Of Assignment</u>										
Very Well Satisfied	20.8	16.0	16.3	14.7	14.1	17.9	25.7	35.7	26.7	37.4
Satisfied	29.7	33.0	30.4	28.2	28.2	29.4	28.7	29.6	31.0	29.2
Neither Good Nor Bad	20.9	26.6	23.9	23.3	21.1	21.0	18.1	14.2	16.1	13.5
Dissatisfied	14.1	14.2	15.2	17.1	17.5	15.4	14.0	10.3	12.7	11.9
Very Dissatisfied	14.0	10.3	14.2	16.7	19.1	16.4	13.5	10.2	13.5	8.0
<u>Educational Level (Count General Education Development Credit)</u>										
Grammar School, Did Not Graduate	1.3	0.9	0.7	0.4	0.5	0.9	1.7	3.6	4.0	2.7
Grammar School, Graduate	2.1	1.4	0.8	1.0	0.8	1.9	3.1	4.3	5.1	2.5
High School, Did Not Graduate	14.3	22.9	14.3	9.9	8.0	13.3	13.3	15.8	10.8	13.5
High School Graduate	63.2	58.9	66.4	66.4	67.8	67.3	62.0	56.1	53.4	57.6
Less Than Two Years Of College	13.4	11.4	14.0	16.8	17.6	12.2	13.2	12.5	15.8	13.6
Two Years Or More Of College, No Degree	4.9	3.5	3.2	4.8	4.6	3.6	6.0	6.8	9.2	8.6
College Degree (BS, BA, Or Equivalent, Except LL.B)	0.6	0.7	0.4	0.4	0.7	0.6	0.7	0.7	1.4	1.3
Law Degree (LL.B)	0.1	0.1	-	0.2	-	-	-	-	-	-
Masters Degree	0.1	0.1	0.1	0.1	-	-	0.1	0.2	0.2	0.3
Doctorate Degree	-	0.1	-	-	-	-	-	-	0.2	-
<u>Isolation Of Current Duty Station</u>										
Very Isolated - Impossible To Reach A Civilian Community	2.5	2.8	3.5	3.8	3.4	2.3	1.9	1.3	0.8	0.9
Isolated, Difficult To Reach A Civilian Community	2.7	2.1	2.9	3.6	3.5	2.9	2.5	2.8	1.1	1.6
Somewhat Isolated	22.0	19.1	26.4	26.6	22.6	21.9	21.8	20.4	21.9	16.6
Fairly Near Sizeable Civilian Community	23.9	30.8	24.4	22.8	23.8	23.7	21.4	22.8	21.0	21.5
Near Large Civilian Cities (Over 30,000 Population)	49.0	45.2	42.8	43.2	46.6	49.2	52.4	52.7	55.2	59.5

<u>Marital Status And Dependents</u>											
	(Wife And No Dependent Children	12.2	7.7	11.3	15.3	16.9	15.4	10.6	15.9	16.7	13.9
	(Wife And 1 Dependent Child	14.4	2.7	5.9	10.7	17.4	24.2	16.8	15.0	16.6	15.1
	(Wife And 2 Dependent Children	16.0	0.7	0.9	2.7	5.7	23.4	26.7	26.4	20.9	24.1
Male, And	(Wife And 3 Dependent Children	10.0	0.3	0.3	0.5	0.9	9.1	19.8	16.4	17.5	19.7
Married,	(Wife And 4 Dependent Children	4.4	0.2	0.3	0.2	0.3	2.2	9.2	9.1	11.3	8.8
Having:	(Wife And 5 Dependent Children	1.7	0.2	0.2	0.4	0.2	0.4	3.5	4.4	4.7	2.8
	(Wife And 6 Dependent Children	0.5	-	-	-	-	0.1	1.0	2.1	2.3	1.4
	(Wife And 7 Or More Dependent Children	0.3	-	-	-	-	0.1	0.5	1.5	1.6	1.5
	(No Dependents	36.7	82.2	77.3	67.6	55.6	22.1	8.1	6.6	5.9	9.1
Male, And	(One Dependent	2.7	5.2	3.5	2.3	2.6	1.9	2.1	1.1	1.3	2.0
Not Married,	(Two Dependents	0.7	0.6	0.2	0.2	0.3	1.0	1.0	0.8	0.6	1.0
Having:	(Three Or More Dependents	0.4	-	0.1	-	0.1	0.2	0.6	0.8	0.6	0.7
<u>Type Of Dependents</u>											
	(None	21.9	67.0	61.9	52.3	41.2	21.3	13.2	18.2	18.7	16.1
	(One	24.5	24.9	30.5	36.1	42.0	32.9	19.4	16.8	18.4	18.2
	(Two	26.5	5.4	5.8	8.9	14.1	30.7	29.8	29.3	22.4	28.0
Children:	(Three	16.3	1.4	1.0	1.8	2.2	11.8	22.1	17.7	19.4	21.4
	(Four	7.0	0.6	0.6	0.6	0.3	2.7	10.1	9.5	12.3	10.2
	(Five	2.6	0.5	0.2	0.3	0.1	0.5	3.9	4.7	5.2	2.8
	(Six	0.8	0.2	-	0.1	-	0.1	1.1	2.3	2.3	1.6
	(Seven	0.3	-	-	-	-	-	0.3	0.9	0.9	1.3
	(Eight Or More	0.1	-	-	-	-	-	0.1	0.6	0.5	0.5
	(None	95.3	80.8	90.2	94.7	94.5	96.8	96.3	96.3	95.2	95.4
Parents:	(One	4.1	17.1	8.5	4.4	4.8	2.5	3.2	3.2	3.7	3.8
	(Two	0.6	1.9	1.3	0.9	0.7	0.6	0.4	0.4	1.1	0.8
	(Three	-	-	-	-	-	-	0.1	-	-	-
	(Four Or More	-	0.2	-	-	-	-	-	0.1	-	-
	(None	6.2	26.2	10.8	6.4	6.7	4.8	5.2	4.3	5.9	6.7
Wives And	(One	92.0	72.4	87.9	92.8	92.6	93.9	92.9	93.3	91.5	91.5
Other	(Two	0.9	0.9	0.8	0.6	0.4	0.7	0.9	1.3	2.1	1.3
Adults:	(Three	0.5	-	0.5	0.1	0.2	0.3	0.6	0.6	0.5	0.2
	(Four Or More	0.5	0.5	-	0.1	-	0.2	0.4	0.5	-	0.3
<u>Number Of Dependents</u>											
	None	39.1	86.7	79.9	69.4	57.5	23.2	9.0	7.4	6.8	10.7
	One	13.4	9.3	12.6	16.3	17.5	16.6	12.1	16.3	16.7	14.2
	Two	14.8	2.9	6.0	10.8	17.9	25.2	17.4	15.6	16.7	15.6
	Three	16.1	0.6	1.1	2.7	6.0	23.3	27.3	26.3	21.5	25.0
	Four	9.9	0.2	0.2	0.5	0.9	9.1	19.7	17.0	17.8	19.1
	Five	4.4	0.1	0.2	0.2	0.1	2.1	9.5	9.6	11.6	9.9
	Six	1.6	0.1	-	-	-	0.5	3.6	4.2	4.5	2.6
	Seven	0.5	-	-	-	-	0.1	1.0	2.2	2.7	1.3
	Eight	0.2	-	-	-	-	0.1	0.3	0.9	1.0	1.3
	Nine Or More	0.1	-	-	-	-	-	0.1	0.5	0.6	0.3

Source: Sample Survey, Statistics and Reports Division, Directorate of Data Systems and Statistics, Comptroller of the Air Force

Military Training

PART IX



MILITARY TRAINING

INTRODUCTION

Information contained in this part of the "USAF Statistical Digest" covers the subjects of Indoctrination, Flying, Technical, Professional, Technological, and Collegiate Training.

Data include training of USAF military and civilian personnel in USAF, Army, Navy, and in joint military schools. Reporting for the current fiscal year continued practically the same format as FY 1960.

DEFINITIONS

FLYING TRAINING

The training and instruction given aviation cadets and other students in the art or skill of manning of operating aircraft in any capacity, as in that of pilot, navigator, etc.

FOREIGN NATIONALS

Students who are detailed to the school in an attached status from any foreign country, territory, or possession, excluding those possessions and territories of the United States of America.

GRADUATES

Students who have successfully completed a course in which enrolled.

HOLDOVERS

Students who do not graduate when normally scheduled, but are still enrolled in the course. These students are reported as enrolled at the beginning of the ensuing period otherwise disposed of.

INDOCTRINATION TRAINING

A basic or primary training course given to military personnel.

LOSSES

Losses include three groups of students:

1. Those who fail a course because of academic or flying deficiency.
2. Those who are losses from service because of fatality as a direct result of training.
3. Those who are withdrawn from a course because of illness, death, or any reason other than 1 and 2 above

and who will not continue that course at a later date.

PROFESSIONAL TRAINING

Formal general educational training in residence and at selected civilian educational institutions or industrial organizations to improve an individual's general qualifications and ability to perform his military duties.

MILITARY TRAINING (CONTINUED)**DEFINITIONS (CONTINUED)**STUDENTS

Training students are those personnel enrolled for the purpose of undergoing standardized courses of instruction at service schools conducted by the US Air Force, US Army, US Navy, and civilian schools and hospitals. (This group includes US Air Force, US Army, US Navy, civilians, and foreign nationals.) In referring to USAF Training, students fall under these categories.

1. Assigned - Personnel assigned to the school unit and for whom the school unit is responsible for morning report strength accountability.

2. Attached - Personnel attached to the school unit from other units of the Air Force or other Federal Agencies, who are scheduled to return to their respective units upon completion of the course, and for whom strength accountability is at all times maintained by such other units.

TECHNICAL TRAINING

All formal training required to enable an individual to perform one or more of the tasks contained in an Air Force Specialty (AFS).

TABLE 156 - USAF MILITARY INDOCTRINATION TRAINING OF USAF PERSONNEL BY QUARTER - FY 1961

DATE AND TYPE OF TRAINING	UNDER INSTRUCTION (BEGINNING OF PERIOD)	DURING PERIOD			UNDER INSTRUCTION (END OF PERIOD)
		Entries	Graduates	Losses	
		FY 1961			
<u>TOTAL</u>	<u>13,049</u>	<u>117,651</u>	<u>109,239</u>	<u>6,628</u>	<u>14,833</u>
BASIC MILITARY TRAINING - TOTAL	12,755	117,011	108,591	6,468	14,707
OFFICER BASIC MILITARY COURSE - TOTAL	20	131	150	1	-
OFFICER BASIC MILITARY COURSE (CHAPLAIN) - TOTAL	17	84	101	-	-
OFFICER CANDIDATE TRAINING - TOTAL	257	425	397	159	126
<u>FIRST QUARTER - TOTAL</u>	<u>13,049</u>	<u>36,937</u>	<u>29,998</u>	<u>1,675</u>	<u>18,313</u>
Basic Military Training	12,755	36,762	29,811	1,630	18,076
Officer Basic Military Course	20	16	36	-	-
Officer Basic Military Course (Chaplain)	17	27	44	-	-
Officer Candidate Training	257	132	107	45	237
<u>SECOND QUARTER - TOTAL</u>	<u>18,313</u>	<u>22,189</u>	<u>32,285</u>	<u>1,597</u>	<u>6,620</u>
Basic Military Training	18,076	22,145	32,144	1,563	6,514
Officer Basic Military Course	-	25	25	-	-
Officer Basic Military Course (Chaplain)	-	19	19	-	-
Officer Candidate Training	237	-	97	34	106
<u>THIRD QUARTER - TOTAL</u>	<u>6,620</u>	<u>32,770</u>	<u>24,897</u>	<u>1,747</u>	<u>12,746</u>
Basic Military Training	6,514	32,569	24,730	1,716	12,637
Officer Basic Military Course	-	43	43	-	-
Officer Basic Military Course (Chaplain)	-	26	26	-	-
Officer Candidate Training	106	132	98	31	109
<u>FOURTH QUARTER - TOTAL</u>	<u>12,746</u>	<u>25,755</u>	<u>22,059</u>	<u>1,609</u>	<u>14,833</u>
Basic Military Training	12,637	25,535	21,906	1,559	14,707
Officer Basic Military Course	-	47	46	1	-
Officer Basic Military Course (Chaplain)	-	12	12	-	-
Officer Candidate Training	109	161	95	49	126

Source: Statistics and Reports Division, Directorate of Data Systems and Statistics, Comptroller of the Air Force

TABLE I57 - USAF FLYING TRAINING OF USAF PERSONNEL BY COURSE, BY QUARTER - FY 1961

(The difference of 525 in auditing the Overall Total, if not explained by footnotes, is due to adjustments in certain courses in Advanced Flying Training as reported by the Strategic Air Command (SAC) and Tactical Air Command (TAC), and the initial reporting of formal flying training courses by the Military Air Transport Service (MATS).

TYPE OF PERSONNEL AND TYPE OF TRAINING BY COURSE	UNDER INSTRUCTION (BEGINNING OF PERIOD)	DURING PERIOD			UNDER INSTRUCTION (END OF PERIOD)
		Entries	Graduates	Losses	
FY 1961 - TOTAL					
<u>TOTAL</u>	<u>7,383</u>	<u>21,179</u>	<u>22,224</u>	<u>1,496</u>	<u>5,367</u>
<u>OFFICER - TOTAL</u>	<u>4,814</u>	<u>18,365</u>	<u>18,112</u>	<u>787</u>	<u>4,683</u>
<u>Pilot Training - Total</u>	<u>1,495</u>	<u>3,750</u>	<u>3,308</u>	<u>467</u>	<u>1,469</u>
<u>Undergraduate Pilot Training - Total</u>	<u>1,398</u>	<u>2,954</u>	<u>2,435</u>	<u>461</u>	<u>1,455</u>
Primary	563	1,734	1,171	272	a/ 853
Basic	835	1,220	1,264	189	602
<u>Specialized Pilot Training - Total</u>	<u>97</u>	<u>796</u>	<u>873</u>	<u>6</u>	<u>14</u>
Primary Instructor	-	546	545	1	-
Pilot Instructor Training, Basic	97	250	328	5	14
<u>Navigator and Related Training - Total b/</u>	<u>1,630</u>	<u>3,511</u>	<u>3,302</u>	<u>207</u>	<u>1,631</u>
<u>Undergraduate Navigator Training - Total</u>	<u>602</u>	<u>1,004</u>	<u>878</u>	<u>72</u>	<u>655</u>
Preflight	-	246	170	2	c/ 75
Basic	602	758	708	70	c/ 580
Primary-Basic Observer, Upgrading	40	-	38	2	-
<u>Advanced Courses - Total</u>	<u>914</u>	<u>1,415</u>	<u>1,275</u>	<u>132</u>	<u>922</u>
Electronic Warfare Officer	337	537	415	64	395
Navigator Bombardier Training (MA 6A/7A)	452	703	686	47	422
Radar Intercept	125	175	174	21	105
<u>Upgrading Courses - Total</u>	<u>68</u>	<u>625</u>	<u>638</u>	<u>1</u>	<u>54</u>
Electronic Warfare Officer (B-58)	7	49	54	1	1
Navigator-Bombardier (ASQ-38)	61	498	510	-	49
Navigator-Bombardier (ASQ-42)	-	78	74	-	4
<u>Familiarization and Special Courses - Total</u>	<u>6</u>	<u>467</u>	<u>473</u>	<u>-</u>	<u>-</u>
Electronic Warfare Familiarization	-	289	289	-	-
Electronic Warfare Refresher	-	58	58	-	-
Radar Bombing Familiarization	6	101	107	-	-
Radar Familiarization Training (R-14A)	-	19	19	-	-
<u>Advanced Flying Training (Individual) - Total</u>	<u>1,689</u>	<u>11,104</u>	<u>11,502</u>	<u>113</u>	<u>d/ 1,583</u>
<u>Bomber-Tanker Combat Schools - Total</u>	<u>785</u>	<u>3,851</u>	<u>4,089</u>	<u>16</u>	<u>836</u>
B-47 Medium Bomber	252	573	592	5	e/ 292
B-52 Heavy Bomber	362	1,645	1,792	8	353
B-66 Jet Transition	-	15	11	-	4
Nuclear Weapons Delivery, B-47, B-52	13	329	342	-	-
B-47 Academics	67	47	82	-	e/ -
KC-97 Tanker	91	555	596	2	98
KC-135 Tanker	-	687	674	1	89
<u>Advanced Flying School - Fighter/Fighter</u>					
<u>Bomber - Total</u>	<u>204</u>	<u>529</u>	<u>551</u>	<u>6</u>	<u>162</u>
F-100	133	170	230	1	78
F-100 Operational Training	71	236	257	3	44
F-101 Jet Transition	-	20	15	-	5
F-105 Operational Training	-	103	49	2	35
<u>Advanced Flying School - Interceptor - Total</u>	<u>104</u>	<u>145</u>	<u>214</u>	<u>4</u>	<u>31</u>
F-86L	104	36	140	-	-
F-102	-	65	37	3	25
B-58 Lead in Training	-	44	37	1	6

TABLE 157 - USAF FLYING TRAINING OF USAF PERSONNEL BY COURSE, BY QUARTER - FY 1961 (CONTINUED)

TYPE OF PERSONNEL AND TYPE OF TRAINING BY COURSE	UNDER INSTRUCTION (BEGINNING OF PERIOD)	DURING PERIOD			UNDER INSTRUCTION (END OF PERIOD)
		Entries	Graduates	Losses	
FY 1961 - TOTAL (CONTINUED)					
OFFICERS (Continued)					
<u>Advanced Flying School (Reconnaissance) - Total</u>	-	<u>23</u>	<u>23</u>	<u>1</u>	<u>7</u>
B-50 Pilot	-	5	8	-	-
B-50 Pilot Advanced	-	1	-	-	1
B-50 Co-Pilot	-	17	15	1	6
<u>Advanced Flying School (Transport) - Total</u>	-	<u>205</u>	<u>228</u>	<u>1</u>	<u>71</u>
C-118 (Pilot)	-	16	17	-	3
C-118 (Co-Pilot)	-	22	45	-	1
C-118 (Pilot Special)	-	13	11	-	3
C-118 (Flight Mechanic)	-	1	1	-	-
C-124 (Pilot)	-	51	34	-	20
C-124 (Co-Pilot)	-	96	114	1	43
C-124 (Special)	-	6	6	-	1
<u>Advanced Flying School (Tactical Reconnaissance) - Total</u>	-	<u>138</u>	<u>106</u>	-	<u>32</u>
RB-66 (Pilot and Navigator)	-	78	62	-	16
RF-101	-	60	44	-	16
<u>Related Combat Flying Courses - Total</u>	<u>481</u>	<u>5,085</u>	<u>5,109</u>	<u>69</u>	<u>399</u>
Central Flight Instructor	-	173	168	-	5
Central Flight Instrument Course	-	11	11	-	-
Combat Survival Training	181	3,445	3,399	41	186
Combative Measures Instructor, Judo	-	2	2	-	-
Fighter Weapons Instructor Course, F-100	-	35	31	4	9
Flight Indoctrination For Flight Surgeons	-	9	9	-	-
Helicopter Pilot	74	90	117	3	44
H-43 Pilot and Firefighting Training	17	152	160	2	f/ 10
Instructor Upgrade, F-100	-	16	12	-	4
Instructor Operational Training, F-100	-	11	8	-	3
Instrument Pilot Instructor School (Conventional)	34	167	169	-	32
Instrument Pilot Instructor School (Jet)	61	289	313	2	35
Nuclear Weapons Delivery Instructor	-	28	15	-	13
Nuclear Weapons Refresher Course	-	143	144	-	-
Senior Officer B-47 Transition	8	36	40	1	g/ 1
Weapons Controller	106	478	511	16	57
<u>Specialized Training - Total</u>	<u>115</u>	<u>1,128</u>	<u>1,182</u>	<u>16</u>	<u>45</u>
ATC Instructor Training	-	398	398	-	-
ATC Supervisor Training	-	303	303	-	-
Jet Qualification	115	427	481	16	45
AIRMAN - TOTAL	2,569	2,814	4,112	709	684
<u>Pilot Training - Total</u>	<u>708</u>	<u>382</u>	<u>913</u>	<u>173</u>	<u>10</u>
<u>Undergraduate Pilot Training - Total</u>	<u>708</u>	<u>382</u>	<u>913</u>	<u>173</u>	<u>10</u>
Primary	452	-	382	70	-
Basic	256	382	531	103	h/ 10
<u>Navigator and Related Training - Total</u>	<u>1,748</u>	<u>1,053</u>	<u>1,782</u>	<u>501</u>	<u>518</u>
<u>Undergraduate Navigator Training - Total</u>	<u>1,748</u>	<u>1,053</u>	<u>1,782</u>	<u>501</u>	<u>518</u>
Preflight	-	217	119	18	i/ 79
Basic	1,748	836	1,663	483	c/ 439

TABLE 157 - USAF FLYING TRAINING OF USAF PERSONNEL BY COURSE, BY QUARTER - FY 1961 (CONTINUED)

TYPE OF PERSONNEL AND TYPE OF TRAINING BY COURSE	UNDER INSTRUCTION (BEGINNING OF PERIOD)	DURING PERIOD			UNDER INSTRUCTION (END OF PERIOD)
		Entries	Graduates	Losses	
FY 1961 (CONTINUED)					
AIRMAN (Continued)					
<u>Advanced Flying Training (Individual) - Total</u>	<u>113</u>	<u>1,379</u>	<u>1,417</u>	<u>35</u>	d/ <u>156</u>
B-52 Heavy Bomber	43	237	268	4	38
Central Flight Instructor School	-	49	49	-	-
Combat Survival Training	20	445	431	16	18
Combative Measures Instructor, Judo	-	157	120	8	29
H-43B Pilot and Firefighting Training	-	150	138	-	12
KC-97 Tanker	50	132	180	-	21
KC-135 Tanker	-	152	151	-	19
<u>Flight Engineer School - Total</u>	-	<u>57</u>	<u>80</u>	<u>7</u>	<u>19</u>
B-50	-	10	3	1	6
C-118	-	26	19	3	8
C-118 Special	-	1	1	-	-
C-124	-	20	57	3	5
FIRST QUARTER					
<u>TOTAL</u>	<u>7,383</u>	<u>5,946</u>	<u>5,738</u>	<u>529</u>	<u>7,056</u>
<u>OFFICER - TOTAL</u>	<u>4,814</u>	<u>4,995</u>	<u>4,730</u>	<u>234</u>	<u>4,839</u>
<u>Pilot Training - Total</u>	<u>1,495</u>	<u>1,317</u>	<u>881</u>	<u>183</u>	<u>1,748</u>
<u>Undergraduate Pilot Training - Total</u>	<u>1,398</u>	<u>1,154</u>	<u>709</u>	<u>182</u>	<u>1,661</u>
Primary	563	821	278	111	995
Basic	835	333	431	71	666
<u>Specialized Pilot Training - Total</u>	<u>97</u>	<u>163</u>	<u>172</u>	<u>1</u>	<u>87</u>
Primary Instructor	-	127	74	1	52
Pilot Instructor Training, Basic	97	36	98	-	35
<u>Navigator and Related Training - Total</u>	<u>1,630</u>	<u>865</u>	<u>761</u>	<u>31</u>	<u>1,703</u>
Primary-Basic Navigator (New Production)	602	235	197	15	625
Primary-Basic Observer (Upgrading)	40	-	19	-	21
<u>Advanced Courses - Total</u>	<u>914</u>	<u>383</u>	<u>311</u>	<u>16</u>	<u>970</u>
Electronic Warfare Officer	337	134	96	5	370
Radar-Bombardment	452	200	162	8	482
Radar Intercept	125	49	53	3	118
<u>Upgrading Courses - Total</u>	<u>68</u>	<u>158</u>	<u>139</u>	<u>-</u>	<u>87</u>
B-52 Aircraft	61	127	126	-	62
B-58 Aircraft	-	21	6	-	15
B-58 Electronic Warfare	7	10	7	-	10
<u>Familiarization and Special Courses - Total</u>	<u>6</u>	<u>89</u>	<u>95</u>	<u>-</u>	<u>-</u>
Commanders Radar Bombing Familiarization	6	39	45	-	-
Staff Officer Electronic Warfare Familiarization	-	50	50	-	-
Staff Officer Electronic Warfare Refresher	-	-	-	-	-
<u>Advanced Flying Training (Individual) - Total</u>	<u>1,689</u>	<u>2,813</u>	<u>3,088</u>	<u>20</u>	<u>1,388</u>
<u>Bomber-Tanker Combat Schools - Total</u>	<u>785</u>	<u>876</u>	<u>1,131</u>	<u>-</u>	<u>524</u>
B-47 Medium Bomber	252	87	178	-	161
B-52 Heavy Bomber	362	296	486	-	172
Nuclear Weapons Delivery, B-47, B-52	13	88	101	-	-

TABLE 157 - USAF FLYING TRAINING OF USAF PERSONNEL BY COURSE, BY QUARTER - FY 1961 (CONTINUED)

TYPE OF PERSONNEL AND TYPE OF TRAINING BY COURSE	UNDER INSTRUCTION (BEGINNING OF PERIOD)	DURING PERIOD			UNDER INSTRUCTION (END OF PERIOD)
		Entries	Graduates	Losses	
FIRST QUARTER (CONTINUED)					
<u>Bomber-Tanker Combat Schools (Continued)</u>					
B-47 Academics	67	47	82	-	26
KC-97 Tanker	91	124	98	-	117
KC-135 Tanker	-	234	186	-	48
<u>Advanced Flying School (Fighter/Fighter Bomber)-</u>					
Total	204	122	143	1	182
F-100	133	51	73	-	111
F-100 Operational Training	71	71	70	1	71
<u>Advanced Flying School (Interceptor) - Total</u>					
F-86L	104	46	64	-	86
F-102	104	24	64	-	64
F-102	-	22	-	-	22
<u>Related Combat Flying Courses - Total</u>					
Central Flight Instructor	481	1,352	1,341	12	480
Combat Survival Training	-	21	21	-	-
Flight Indoctrination for Flight Surgeons	181	920	935	6	160
Helicopter Pilot	-	9	9	-	-
H-43 Pilot and Firefighting Training	74	24	52	1	45
Instrument Pilot Instructor School (Conventional)	17	44	46	1	14
Instrument Pilot Instructor School (Jet)	34	44	34	-	44
Senior Officer B-47 Transition	61	71	60	1	71
Weapons Controller	8	21	11	-	18
Weapons Controller	106	198	173	3	128
<u>Specialized Training - Total</u>					
ATC Instructor Training	115	417	409	7	116
ATC Supervisor Training	-	141	114	-	27
Jet Qualification	-	96	79	-	17
Jet Qualification	115	180	216	7	72
<u>AIRMAN - TOTAL</u>	<u>2,569</u>	<u>951</u>	<u>1,008</u>	<u>295</u>	<u>2,217</u>
<u>Pilot Training - Total</u>	<u>708</u>	<u>279</u>	<u>388</u>	<u>95</u>	<u>504</u>
<u>Undergraduate Pilot Training - Total</u>					
Primary	708	279	388	95	504
Basic	452	-	279	64	109
Basic	256	279	109	31	395
<u>Navigator Training - Total</u>	<u>1,748</u>	<u>387</u>	<u>325</u>	<u>196</u>	<u>1,614</u>
Primary-Basic Navigator (New Production)	1,748	387	325	196	1,614
<u>Advanced Flying Training (Individual) - Total</u>					
B-52 Heavy Bomber	113	285	295	4	99
Combat Survival Training	43	44	61	-	26
H-43B Pilot and Firefighting Training	20	124	116	4	24
KC-97 Tanker	-	30	30	-	-
KC-135 Tanker	50	35	50	-	35
KC-135 Tanker	-	52	38	-	14
SECOND QUARTER					
<u>TOTAL</u>	<u>7,056</u>	<u>4,064</u>	<u>6,101</u>	<u>419</u>	<u>5,134</u>
<u>OFFICER - TOTAL</u>	<u>4,839</u>	<u>3,519</u>	<u>5,188</u>	<u>243</u>	<u>3,343</u>
<u>Pilot Training - Total</u>	<u>1,748</u>	<u>472</u>	<u>1,466</u>	<u>142</u>	<u>612</u>

TABLE 157 - USAF FLYING TRAINING OF USAF PERSONNEL BY COURSE, BY QUARTER - FY 1961 (CONTINUED)

TYPE OF PERSONNEL AND TYPE OF TRAINING BY COURSE	UNDER INSTRUCTION (BEGINNING OF PERIOD)	DURING PERIOD			UNDER INSTRUCTION (END OF PERIOD)
		Entries	Graduates	Losses	
SECOND QUARTER (CONTINUED)					
OFFICERS (Continued)					
<u>Undergraduate Pilot Training - Total</u>	<u>1,661</u>	<u>239</u>	<u>1,216</u>	<u>142</u>	<u>542</u>
Primary	995	-	888	102	5
Basic	666	239	328	40	537
<u>Specialized Pilot Training - Total</u>	<u>87</u>	<u>233</u>	<u>250</u>	-	<u>70</u>
Primary Instructor	52	158	210	-	-
Pilot Instructor Training, Basic	35	75	40	-	70
<u>Navigator and Related Training - Total</u>	<u>1,703</u>	<u>699</u>	<u>832</u>	<u>70</u>	<u>1,500</u>
Primary-Basic Navigator (New Production)	625	156	219	20	542
Primary-Basic Observer (Upgrading)	21	-	19	2	-
<u>Advanced Courses - Total</u>	<u>970</u>	<u>281</u>	<u>339</u>	<u>48</u>	<u>864</u>
Electronic Warfare Officer	370	131	108	22	371
Radar-Bombardment	482	115	182	22	393
Radar Intercept	118	35	49	4	100
<u>Upgrading Courses - Total</u>	<u>87</u>	<u>149</u>	<u>142</u>	-	<u>94</u>
B-52 Aircraft	62	120	103	-	79
B-58 Aircraft	15	16	23	-	8
B-58 Electronic Warfare	10	13	16	-	7
<u>Familiarization and Special Courses - Total</u>	-	<u>113</u>	<u>113</u>	-	-
Commanders Radar Bombing Familiarization	-	11	11	-	-
Staff Officer Electronic Warfare Familiarization	-	83	83	-	-
Staff Officer Electronic Warfare Refresher	-	19	19	-	-
<u>Advanced Flying Training (Individual) - Total</u>	<u>1,388</u>	<u>2,348</u>	<u>2,890</u>	<u>31</u>	<u>1,231</u>
<u>Bomber-Tanker Combat Schools - Total</u>	<u>524</u>	<u>887</u>	<u>934</u>	<u>2</u>	<u>789</u>
B-47 Medium Bomber	161	160	168	2	e/ 215
B-52 Heavy Bomber	172	368	343	-	346
Nuclear Weapons Delivery, B-47, B-52	-	93	88	-	5
B-47 Academics	26	-	-	-	e/ -
KC-97 Tanker	117	153	182	-	138
KC-135 Tanker	48	113	153	-	85
<u>Advanced Flying School (Fighter/Fighter Bomber)-</u>					
Total	182	106	132	-	155
F-100	111	36	62	-	85
F-100 Operational Training	71	70	70	-	70
<u>Advanced Flying School (Interceptor) - Total</u>	<u>86</u>	<u>24</u>	<u>45</u>	<u>1</u>	<u>64</u>
F-86L	64	12	45	-	31
F-102	22	12	-	1	33
<u>Advanced Flying School (Reconnaissance) - Total</u>	-	<u>4</u>	<u>8</u>	-	<u>4</u>
B-50 (Pilot)	-	1	3	-	1
B-50 (Co-Pilot)	-	3	5	-	3
<u>Advanced Flying School (Transport) - Total</u>	-	<u>26</u>	<u>63</u>	-	<u>58</u>
C-118 (Pilot)	-	-	3	-	1
C-118 (Co-Pilot)	-	-	15	-	9
C-118 (Pilot Special)	-	4	1	-	4
C-124 (Pilot)	-	9	6	-	13
C-124 (Co-Pilot)	-	13	37	-	31
C-124 (Pilot Special)	-	-	1	-	-

TABLE 157 - USAF FLYING TRAINING OF USAF PERSONNEL BY COURSE, BY QUARTER - FY 1961 (CONTINUED)

TYPE OF PERSONNEL AND TYPE OF TRAINING BY COURSE	UNDER INSTRUCTION (BEGINNING OF PERIOD)	DURING PERIOD			UNDER INSTRUCTION (END OF PERIOD)
		Entries	Graduates	Losses	
SECOND QUARTER (CONTINUED)					
OFFICER (Continued)					
<u>Related Combat Flying Courses - Total</u>	480	1,115	1,437	23	135
Central Flight Instructor	-	34	34	-	-
Central Flight Instrument Course	-	11	11	-	-
Combat Survival Training	160	649	797	11	1
Fighter Weapons Instructor Course, F-100	-	12	10	2	-
Helicopter Pilot	45	11	17	1	38
H-43 Pilot and Firefighting Training	14	39	54	-	f/ -
Instrument Pilot Instructor School (Conventional)	44	29	57	-	16
Instrument Pilot Instructor School (Jet)	71	62	109	1	23
Nuclear Weapons Refresher Course	-	143	144	-	-
Senior Officer B-47 Transition	18	10	19	-	g/ 7
Weapons Controller	128	115	185	8	50
<u>Specialized Training - Total</u>	116	186	271	5	26
ATC Instructor Training	27	75	102	-	-
ATC Supervisor Training	17	56	73	-	-
Jet Qualification	72	55	96	5	26
AIRMAN - TOTAL	2,217	545	913	176	1,791
<u>Pilot Training - Total</u>	504	101	227	45	333
<u>Undergraduate Pilot Training - Total</u>	504	101	227	45	333
Primary	109	-	103	6	-
Basic	395	101	124	39	333
<u>Navigator Training - Total</u>	1,614	175	352	123	1,314
Primary-Basic Navigator (New Production)	1,614	175	352	123	1,314
Navigator Instructor School	-	-	-	-	-
<u>Advanced Flying Training (Individual) - Total</u>	99	269	334	8	144
B-52 Heavy Bomber	26	61	56	-	63
Central Flight Instructor School	-	8	8	-	-
Combat Survival Training	24	76	95	5	-
H-43B Pilot and Firefighting Training	-	57	57	-	-
KC-97 Tanker	35	32	51	-	35
KC-135 Tanker	14	27	32	-	27
<u>Flight Engineer School - Total</u>	-	8	35	3	19
B-50	-	1	1	-	-
C-118	-	4	3	2	3
C-124	-	3	31	1	16
THIRD QUARTER					
TOTAL	5,134	5,819	4,901	271	5,777
OFFICER - TOTAL	3,343	5,150	3,860	126	4,506
<u>Pilot Training - Total</u>	612	1,278	559	43	1,288
<u>Undergraduate Pilot Training - Total</u>	542	961	299	42	1,162
Primary	5	313	5	1	312
Basic	537	648	294	41	850

TABLE 157 - USAF FLYING TRAINING OF USAF PERSONNEL BY COURSE, BY QUARTER - FY 1961 (CONTINUED)

TYPE OF PERSONNEL AND TYPE OF TRAINING BY COURSE	UNDER INSTRUCTION (BEGINNING OF PERIOD)	DURING PERIOD			UNDER INSTRUCTION (END OF PERIOD)
		Entries	Graduates	Losses	
THIRD QUARTER (CONTINUED)					
<u>OFFICERS (Continued)</u>					
<u>Specialized Pilot Training - Total</u>	70	317	260	1	126
Primary Instructor	-	205	153	-	52
Pilot Instructor Training, Basic	70	112	107	1	74
<u>Navigator and Related Training - Total b/</u>	1,500	897	692	59	1,646
<u>Undergraduate Navigator Training - Total</u>	542	235	114	22	641
Preflight	-	39	-	-	39
Basic	542	196	114	22	602
<u>Advanced Courses - Total</u>	864	383	291	36	920
Electronic Warfare Officer	371	130	92	18	391
Navigator Bombardier Training (MA 6A/7A)	393	202	167	13	415
Radar Intercept	100	51	32	5	114
<u>Upgrading Courses - Total</u>	94	190	198	1	85
Electronic Warfare Officer (B-58)	7	19	20	1	5
Navigator-Bombardier (ASQ-38)	79	143	149	-	73
Navigator-Bombardier (ASQ-42)	8	28	29	-	7
<u>Familiarization and Special Courses - Total</u>	-	89	89	-	-
Electronic Warfare Familiarization	-	35	35	-	-
Electronic Warfare Refresher	-	18	18	-	-
Radar Bombing Familiarization	-	31	31	-	-
Radar Familiarization Training (R-14A)	-	5	5	-	-
<u>Advanced Flying Training (Individual) - Total</u>	1,231	2,975	2,609	24	1,572
<u>Bomber-Tanker Combat Schools - Total</u>	789	1,018	1,002	8	794
B-47 Medium Bomber	215	162	82	2	293
B-52 Heavy Bomber	346	510	486	5	362
Nuclear Weapons Delivery, B-47, B-52	5	93	98	-	-
KC-97 Tanker	138	96	167	1	66
KC-135 Tanker	85	157	169	-	73
<u>Advanced Flying School (Fighter/Fighter Bomber)-</u>					
Total	155	115	109	-	161
F-100	85	47	39	-	93
F-100 Operational Training	70	51	70	-	51
F-105 Operational Training	-	17	-	-	17
<u>Advanced Flying School (Interceptor) - Total</u>	64	38	37	-	65
F-86L	31	-	10	-	21
F-102	33	14	11	-	36
B-58 Lead in Training	-	24	16	-	8
<u>Advanced Flying School (Reconnaissance) - Total</u>	4	11	8	-	7
B-50 (Pilot)	1	4	4	-	1
B-50 (Co-Pilot)	3	7	4	-	6
<u>Advanced Flying School (Transport) - Total</u>	58	93	86	1	64
C-118 (Pilot)	1	6	1	-	6
C-118 (Co-Pilot)	9	17	13	-	13
C-118 (Pilot Special)	4	4	8	-	-
C-118 (Flight Mechanic)	-	1	-	-	1
C-124 (Pilot)	13	15	14	-	14
C-124 (Co-Pilot)	31	50	50	1	30

TABLE 157 - USAF FLYING TRAINING OF USAF PERSONNEL BY COURSE, BY QUARTER - FY 1961 (CONTINUED)

TYPE OF PERSONNEL AND TYPE OF TRAINING BY COURSE	UNDER INSTRUCTION (BEGINNING OF PERIOD)	DURING PERIOD			UNDER INSTRUCTION (END OF PERIOD)
		Entries	Graduates	Losses	
THIRD QUARTER (CONTINUED)					
OFFICERS (Continued)					
<u>Related Combat Flying Courses - Total</u>	<u>135</u>	<u>1,366</u>	<u>1,097</u>	<u>14</u>	<u>392</u>
Central Flight Instructor	-	50	37	-	13
Combat Survival Training	1	999	806	12	182
Fighter Weapons Instructor Course, F-100	-	12	12	-	-
Helicopter Pilot	38	26	27	-	37
H-43 Pilot and Firefighting Training	-	45	32	1	£/ 14
Instrument Pilot Instructor School (Conventional)	16	48	31	-	33
Instrument Pilot Instructor School (Jet)	23	90	48	-	65
Nuclear Weapons Delivery Instructor	-	15	15	-	-
Senior Officer B-47 Transition	7	4	7	-	4
Weapons Controller	50	77	82	1	44
<u>Specialized Training - Total</u>	<u>26</u>	<u>334</u>	<u>270</u>	<u>1</u>	<u>89</u>
ATC Instructor Training	-	140	100	-	40
ATC Supervisor Training	-	96	81	-	15
Jet Qualification	26	98	89	1	34
AIRMAN - TOTAL	<u>1,791</u>	<u>669</u>	<u>1,041</u>	<u>145</u>	<u>1,271</u>
<u>Pilot Training - Total</u>	<u>333</u>	<u>2</u>	<u>204</u>	<u>28</u>	<u>103</u>
<u>Undergraduate Pilot Training - Total</u>	<u>333</u>	<u>2</u>	<u>204</u>	<u>28</u>	<u>103</u>
Basic	333	2	204	28	103
<u>Navigator Training - Total</u>	<u>1,314</u>	<u>218</u>	<u>441</u>	<u>107</u>	<u>983</u>
<u>Undergraduate Navigator Training - Total</u>	<u>1,314</u>	<u>218</u>	<u>441</u>	<u>107</u>	<u>983</u>
Preflight	-	63	-	-	65
Basic	1,314	155	441	107	918
<u>Advanced Flying Training (Individual) - Total</u>	<u>144</u>	<u>449</u>	<u>396</u>	<u>10</u>	<u>185</u>
B-52 Heavy Bomber	63	71	82	2	48
Central Flight Instructor School	-	21	15	-	6
Combat Survival Training	-	161	126	4	31
Combative Measures Instructor, Judo	-	67	32	3	32
H-43B Pilot and Firefighting Training	-	30	30	-	-
KC-97 Tanker	35	38	37	-	36
KC-135 Tanker	27	36	47	-	16
<u>Flight Engineer School - Total</u>	<u>19</u>	<u>25</u>	<u>27</u>	<u>1</u>	<u>16</u>
B-50	-	3	1	-	2
C-118	3	9	5	-	7
C-118 - Special	-	1	1	-	-
C-124	16	12	20	1	7
FOURTH QUARTER					
TOTAL	<u>5,777</u>	<u>5,350</u>	<u>5,484</u>	<u>277</u>	<u>5,367</u>
OFFICER - TOTAL	<u>4,506</u>	<u>4,701</u>	<u>4,334</u>	<u>184</u>	<u>4,683</u>
<u>Pilot Training - Total</u>	<u>1,288</u>	<u>683</u>	<u>402</u>	<u>99</u>	<u>1,469</u>
<u>Undergraduate Pilot Training - Total</u>	<u>1,162</u>	<u>600</u>	<u>211</u>	<u>95</u>	<u>1,455</u>
Primary	312	600	-	58	£/ 853
Basic	850	-	211	37	602

TABLE 157 - USAF FLYING TRAINING OF USAF PERSONNEL BY COURSE, BY QUARTER - FY 1961 (CONTINUED)

TYPE OF PERSONNEL AND TYPE OF TRAINING BY COURSE	UNDER INSTRUCTION (BEGINNING OF PERIOD)	DURING PERIOD			UNDER INSTRUCTION (END OF PERIOD)
		Entries	Graduates	Losses	
FOURTH QUARTER (CONTINUED)					
OFFICERS (Continued)					
<u>Specialized Pilot Training - Total</u>	<u>126</u>	<u>83</u>	<u>191</u>	<u>4</u>	<u>14</u>
Primary Instructor	52	56	108	-	-
Pilot Instructor Training, Basic	74	27	83	4	14
<u>Navigator and Related Training - Total</u>	<u>1,646</u>	<u>1,050</u>	<u>1,017</u>	<u>47</u>	<u>1,631</u>
<u>Undergraduate Navigator Training - Total</u>	<u>641</u>	<u>378</u>	<u>348</u>	<u>15</u>	<u>655</u>
Preflight	39	207	170	2	c/ 75
Basic	602	171	178	13	c/ 580
<u>Advanced Courses - Total</u>	<u>920</u>	<u>368</u>	<u>334</u>	<u>32</u>	<u>922</u>
Electronic Warfare Officer	391	142	119	19	395
Navigator-Bombardier Training (MA 6A/7A)	415	186	175	4	422
Radar Intercept	114	40	40	9	105
<u>Upgrading Courses - Total</u>	<u>85</u>	<u>128</u>	<u>159</u>	-	<u>54</u>
Electronic Warfare Officer (B-58)	5	7	11	-	1
Navigator-Bombardier (ASQ-38)	73	108	132	-	49
Navigator-Bombardier (ASQ-42)	7	13	16	-	4
<u>Familiarization and Special Courses - Total</u>	-	<u>176</u>	<u>176</u>	-	-
Electronic Warfare Familiarization	-	121	121	-	-
Electronic Warfare Refresher	-	21	21	-	-
Radar Bombing Familiarization	-	20	20	-	-
Radar Familiarization Training (R-14A)	-	14	14	-	-
<u>Advanced Flying Training (Individual) - Total</u>	<u>1,572</u>	<u>2,968</u>	<u>2,915</u>	<u>38</u>	<u>1,583</u>
<u>Bomber-Tanker Combat Schools - Total</u>	<u>794</u>	<u>1,070</u>	<u>1,022</u>	<u>6</u>	<u>836</u>
B-47 Medium Bomber	293	164	164	1	292
B-52 Heavy Bomber	362	471	477	3	353
B-66 Jet Transition	-	15	11	-	4
Nuclear Weapons Delivery, B-47, B-52	-	55	55	-	-
KC-97 Tanker	66	182	149	1	98
KC-125 Tanker	73	183	166	1	89
<u>Advanced Flying School (Fighter/Fighter Bomber)-Total</u>	<u>161</u>	<u>186</u>	<u>167</u>	<u>5</u>	<u>162</u>
F-100	93	36	56	1	78
F-100 Operational Training	51	44	47	2	44
F-101 Jet Transition	-	20	15	-	5
F-105 Operational Training	17	86	49	2	35
<u>Advanced Flying School (Interceptor) - Total</u>	<u>65</u>	<u>37</u>	<u>68</u>	<u>3</u>	<u>31</u>
F-86L	21	-	21	-	-
F-102	36	17	26	2	25
B-58 Lead in Training	8	20	21	1	6
<u>Advanced Flying School (Reconnaissance) - Total</u>	<u>7</u>	<u>8</u>	<u>7</u>	<u>1</u>	<u>7</u>
B-50 (Pilot)	1	-	1	-	-
B-50 (Pilot, Advanced)	-	1	-	-	1
B-50 (Co-Pilot)	6	7	6	1	6
<u>Advanced Flying School (Transport) - Total</u>	<u>64</u>	<u>86</u>	<u>79</u>	-	<u>71</u>
C-118 (Pilot)	6	10	13	-	3
C-118 (Co-Pilot)	13	5	17	-	1
C-118 (Pilot Special)	-	5	2	-	3
C-118 (Flight Mechanic)	1	-	1	-	-

TABLE 157 - USAF FLYING TRAINING OF USAF PERSONNEL BY COURSE, BY QUARTER - FY 1961 (CONTINUED)

TYPE OF PERSONNEL AND TYPE OF TRAINING BY COURSE	UNDER INSTRUCTION (BEGINNING OF PERIOD)	DURING PERIOD			UNDER INSTRUCTION (END OF PERIOD)
		Entries	Graduates	Losses	
FOURTH QUARTER (CONTINUED)					
OFFICERS (Continued)					
<u>Advanced Flying School (Transport) (Continued)</u>					
C-124 (Pilot)	14	27	14	-	20
C-124 (Co-Pilot)	30	33	27	-	43
C-124 (Special)	-	6	5	-	1
<u>Advanced Flying School (Tactical Reconnaissance) - Total</u>					
RB-66 (Pilot and Navigator)	-	138	106	-	32
RF-101	-	78	62	-	16
	-	60	44	-	16
<u>Related Combat Flying Courses - Total</u>					
Central Flight Instructor	392	1,252	1,234	20	399
Combat Survival Training	13	68	76	-	5
Combat Survival Training	182	877	861	12	186
Combative Measures Instructor, Judo	-	2	2	-	-
Fighter Weapons Instructor Course, F-100	-	11	9	2	9
Helicopter Pilot	37	29	21	1	44
H-43 Pilot and Firefighting Training	14	24	28	-	10
Instructor Upgrade, F-100	-	16	12	-	4
Instructor Operational Training, F-100	-	11	8	-	3
Instructor Pilot Instructor School (Conventional)	33	46	47	-	32
Instrument Pilot Instructor School (Jet)	65	66	96	-	35
Nuclear Weapons Delivery Instructor	-	13	-	-	13
Senior Officer B-47 Transition	4	1	3	1	1
Weapons Controller	44	88	71	4	57
<u>Specialized Training - Total</u>					
ATC Instructor Training	89	191	232	3	45
ATC Supervisor Training	40	42	82	-	-
ATC Supervisor Training	15	55	70	-	-
Jet Qualification	34	94	80	3	45
AIRMAN - TOTAL					
	1,271	649	1,150	93	684
<u>Pilot Training - Total</u>					
	103	-	94	5	10
<u>Undergraduate Pilot Training - Total</u>					
Basic	103	-	94	5	10
	103	-	94	5	h/ 10
<u>Navigator Training - Total</u>					
	983	273	664	75	518
<u>Undergraduate Navigator Training - Total</u>					
Preflight	983	273	664	75	518
Basic	65	154	119	18	1/ 79
	918	119	545	57	c/d/ 439
<u>Advanced Flying Training (Individual) - Total</u>					
B-52 Heavy Bomber	185	376	392	13	156
Central Flight Instructor School	48	61	69	2	38
Combat Survival Training	6	20	26	-	-
Combative Measures Instructor, Judo	31	84	94	3	18
H-43B Pilot and Firefighting Training	32	90	88	5	29
KC-97 Tanker	-	33	21	-	12
KC-135 Tanker	36	27	42	-	21
Flight Engineer School - Total	16	37	34	-	19
B-50	16	24	18	3	19
C-118	2	6	1	1	6
C-124	7	13	11	1	8
	7	5	6	1	5

FOOTNOTES

- a/ One ANG officer reported as USAF student.
- b/ Course names in Navigator training were changed during the Third Quarter to agree with the AFM 50-5 "Training Prospectus." Courses affected were: Radar Bombardment to "Navigator, Bombardier Training (MA 6A/7A); B-52 Aircraft to Navigator-Bombardier (ASQ-38); B-58 Aircraft to Navigator-Bombardier (ASQ-42); Commanders Radar Bombing Familiarization to Radar Bombing Familiarization; Staff Officer Electronic Warfare Familiarization to Electronic Warfare Familiarization; Staff Officer Electronic Warfare Familiarization Refresher to Electronic Warfare Familiarization Refresher.
- c/ One Preflight Navigator Officer previously reported as Basic Navigator; one Basic Navigator Cadet reported as Officer during the Fourth Quarter.
- d/ Courses in advanced Flying Training which do not audit and do not have a footnote designation are those courses referred to in the headnote at the beginning of the table.
- e/ B-47 Academic Course with 26 students enrolled combined with B-47 Medium Bomber Course during the Second Quarter; six students dropped from the course.
- f/ One holdover gain during Second Quarter; 2 holdover gains during Third Quarter.
- g/ One student reinstated Nuclear Weapons Refresher Course; two students suspended from Senior Officer B-47 Transition.
- h/ Six USAF Aviation Cadets previously enrolled as ANG students.
- i/ Three Preflight Navigation Cadets promoted to Basic Navigator Course.

Source: Statistics and Reports Division, Directorate of Data Systems and Statistics, Comptroller of the Air Force.

TABLE 158 - USAF FLYING TRAINING FATALITIES OF USAF PERSONNEL BY COURSE, BY QUARTER - FY 1961

(Other fatalities reported in Flying Training during FY 1961 were: One Foreign Officer and one Foreign Aviation Cadet (Non MAP), F-84 Fighter; one Foreign Aviation Cadet (MAP), Primary Pilot Training, and one Foreign Aviation Cadet (MAP) Undergraduate Pilot Training, T-28.)

TYPE OF TRAINING BY COURSE	TOTAL	FIRST QUARTER	SECOND QUARTER	THIRD QUARTER	FOURTH QUARTER
<u>TOTAL</u>	<u>18</u>	<u>3</u>	<u>5</u>	<u>4</u>	<u>6</u>
<u>OFFICER - TOTAL</u>	<u>11</u>	<u>1</u>	<u>1</u>	<u>3</u>	<u>6</u>
<u>Pilot Training - Total</u>	<u>4</u>	-	<u>1</u>	<u>1</u>	<u>2</u>
<u>Undergraduate Pilot Training - Total</u>	<u>4</u>	-	<u>1</u>	<u>1</u>	<u>2</u>
Primary	<u>2</u>	-	<u>1</u>	-	<u>1</u>
Basic	<u>2</u>	-	-	<u>1</u>	<u>1</u>
<u>Advanced Flying Training (Individual) - Total</u>	<u>7</u>	<u>1</u>	-	<u>2</u>	<u>4</u>
B-47 Medium Bomber	<u>4</u>	-	-	<u>2</u>	<u>2</u>
F-100 Operational Training	<u>1</u>	<u>1</u>	-	-	-
F-102 Interceptor Pilot	<u>1</u>	-	-	-	<u>1</u>
F-100 Tactical Fighter Weapons Instructor	<u>1</u>	-	-	-	<u>1</u>
<u>AIRMAN - TOTAL</u>	<u>7</u>	<u>2</u>	<u>4</u>	<u>1</u>	-
<u>Pilot Training - Total</u>	<u>7</u>	<u>2</u>	<u>4</u>	<u>1</u>	-
<u>Undergraduate Pilot Training - Total</u>	<u>7</u>	<u>2</u>	<u>4</u>	<u>1</u>	-
Primary	<u>4</u>	<u>2</u>	<u>2</u>	-	-
Basic	<u>3</u>	-	<u>2</u>	<u>1</u>	-

Source: Statistics and Reports Division, Directorate of Data Systems and Statistics, Comptroller of the Air Force.

TABLE 159 - USAF FLYING TRAINING OF US ARMY AND US NAVY PERSONNEL BY COURSE - FY 1961

TYPE OF TRAINING BY COURSE	UNDER INSTRUCTION (BEGINNING OF PERIOD)		DURING PERIOD						UNDER INSTRUCTION (END OF PERIOD)	
			Entries		Graduates		Losses			
	Army	Navy	Army	Navy	Army	Navy	Army	Navy	Army	Navy
<u>TOTAL</u>	-	<u>5</u>	<u>4</u>	<u>166</u>	<u>3</u>	<u>139</u>	-	<u>12</u>	<u>1</u>	<u>20</u>
<u>OFFICER - TOTAL</u>	-	<u>4</u>	<u>3</u>	<u>74</u>	<u>3</u>	<u>67</u>	-	<u>2</u>	-	<u>9</u>
<u>Navigator and Related Training - Total</u>	-	-	<u>2</u>	-	<u>2</u>	-	-	-	-	-
Staff Officer Electronic Warfare Familiarization	-	-	<u>2</u>	-	<u>2</u>	-	-	-	-	-
<u>Advanced Flying Training (Individual) - Total</u>	-	<u>4</u>	<u>1</u>	<u>74</u>	<u>1</u>	<u>67</u>	-	<u>2</u>	-	<u>9</u>
Combat Survival Training	-	<u>4</u>	<u>1</u>	<u>18</u>	<u>1</u>	<u>19</u>	-	<u>1</u>	-	<u>2</u>
Combative Measures Instructor, Judo	-	-	-	<u>1</u>	-	<u>1</u>	-	-	-	-
Instrument Pilot Instructor, Jet	-	-	-	<u>1</u>	-	<u>1</u>	-	-	-	-
Pilot Instructor Training, Basic	-	-	-	<u>1</u>	-	<u>1</u>	-	-	-	-
Transport Pilot (C-118)	-	-	-	<u>20</u>	-	<u>19</u>	-	-	-	<u>1</u>
Transport Co-Pilot (C-118)	-	-	-	<u>31</u>	-	<u>24</u>	-	<u>1</u>	-	<u>6</u>
Transport Pilot Special (C-118)	-	-	-	<u>2</u>	-	<u>2</u>	-	-	-	-
<u>AIRMAN - TOTAL</u>	-	<u>1</u>	<u>1</u>	<u>92</u>	-	<u>72</u>	-	<u>10</u>	<u>1</u>	<u>11</u>
<u>Navigator and Related Training - Total</u>	-	-	<u>1</u>	-	-	-	-	-	<u>1</u>	-
Undergraduate Navigator Training	-	-	<u>1</u>	-	-	-	-	-	<u>1</u>	-
<u>Advanced Flying Training (Individual) - Total</u>	-	<u>1</u>	-	<u>92</u>	-	<u>72</u>	-	<u>10</u>	-	<u>11</u>
Combat Survival Training	-	<u>1</u>	-	<u>17</u>	-	<u>16</u>	-	<u>1</u>	-	<u>1</u>
Combative Measures Instructor, Judo	-	-	-	<u>1</u>	-	<u>1</u>	-	-	-	-
Flight Mechanic School (C-118)	-	-	-	<u>74</u>	-	<u>55</u>	-	<u>9</u>	-	<u>10</u>

Source: Statistics and Reports Division, Directorate of Data Systems and Statistics, Comptroller of the Air Force.

TABLE 160 - USAF FLYING TRAINING OF FOREIGN NATIONALS BY COURSE, BY QUARTER - FY 1961

(The overall difference of 2 for the end of the fiscal year balance and the differences in balances for the first, second, and fourth quarters are due to adjustments explained in the footnotes.)

TYPE OF PERSONNEL AND TYPE OF TRAINING BY COURSE	UNDER INSTRUCTION (BEGINNING OF PERIOD)	DURING PERIOD			UNDER INSTRUCTION (END OF PERIOD)
		Entries	Graduates	Losses	
FY 1961 - TOTAL					
<u>TOTAL</u>	<u>464</u>	<u>1,396</u>	<u>1,327</u>	<u>105</u>	<u>430</u>
<u>OFFICER - TOTAL</u>	<u>234</u>	<u>895</u>	<u>881</u>	<u>46</u>	<u>253</u>
<u>Pilot Training - Total</u>	<u>124</u>	<u>320</u>	<u>295</u>	<u>35</u>	<u>119</u>
USAF Language Training (Preflight) a/	-	66	66	-	-
<u>Undergraduate Pilot Training - Total</u>	<u>124</u>	<u>254</u>	<u>229</u>	<u>35</u>	<u>119</u>
Primary	53	114	85	19	63
<u>Basic - Total</u>	<u>71</u>	<u>140</u>	<u>144</u>	<u>16</u>	<u>56</u>
Single Engine	b/ 61	107	128	13	c/ 32
Primary-Basic Pilot, T-28	10	33	16	3	24
<u>Navigator and Related Training - Total</u>	<u>32</u>	<u>25</u>	<u>42</u>	<u>1</u>	<u>14</u>
<u>Undergraduate Navigator Training - Total</u>	<u>15</u>	<u>20</u>	<u>21</u>	<u>1</u>	<u>13</u>
Preflight	-	7	4	-	3
Basic (New Production)	15	13	17	1	10
Primary-Basic Observer, Upgrading	1	-	1	-	-
Electronic Warfare Officer	15	-	15	-	-
Navigator-Bombardier (ASQ-38)	-	1	1	-	-
Navigator-Bombardier (MA6A/7A)	1	2	2	-	1
Radar Familiarization (R-14A)	-	1	1	-	-
Upgrading, B-58	-	1	1	-	-
<u>Advanced Flying Training (Individual) - Total</u>	<u>78</u>	<u>550</u>	<u>544</u>	<u>10</u>	<u>120</u>
F-84 (Fighter Course)	18	109	122	1	d/ 32
F-86 (Fighter Course)	12	75	82	2	e/ 13
F-86L (Interceptor)	5	51	26	-	30
F-100 (Fighter Course)	-	20	20	1	e/ f/ 7
B-52 Combat Crew Training	-	1	1	-	-
RF-101 (Tactical Reconnaissance)	-	1	-	-	1
Fighter Weapons Instructor Course	-	2	2	-	-
Helicopter Pilot	4	25	22	-	7
H-43B Pilot and Firefighting	-	2	-	-	2
Instrument Pilot Instructor (Conventional)	4	24	22	-	6
Instrument Pilot Instructor (Jet)	14	50	56	2	6
KC-135 Tanker	-	1	1	-	-
Weapons Controller	16	90	98	-	8
<u>Specialized Training - Total</u>	<u>5</u>	<u>99</u>	<u>92</u>	<u>4</u>	<u>8</u>
ATC Instructor Training	-	28	27	1	-
ATC Supervisor Training	-	1	1	-	-
Jet Qualification	-	36	33	-	3
Pilot Instructor Training, Basic	5	30	27	3	5
Pilot Instructor, Primary	-	4	4	-	-
<u>AIRMAN - TOTAL</u>	<u>230</u>	<u>501</u>	<u>446</u>	<u>59</u>	<u>177</u>
<u>Pilot Training - Total</u>	<u>215</u>	<u>435</u>	<u>416</u>	<u>57</u>	<u>172</u>
USAF Language Training (Preflight) a/	-	91	91	-	-
<u>Undergraduate Pilot Training - Total</u>	<u>215</u>	<u>344</u>	<u>325</u>	<u>57</u>	<u>172</u>
Primary	57	186	126	28	89
<u>Basic - Total</u>	<u>158</u>	<u>158</u>	<u>199</u>	<u>29</u>	<u>83</u>
Single Engine	b/ 129	130	166	27	c/ 61
Primary-Basic, T-28	29	28	33	2	22
<u>Navigator and Related Training - Total</u>	<u>4</u>	<u>-</u>	<u>4</u>	<u>-</u>	<u>-</u>
<u>Undergraduate Navigator Training - Total</u>	<u>4</u>	<u>-</u>	<u>4</u>	<u>-</u>	<u>-</u>
Basic (New Production)	4	-	4	-	-

TABLE 160 - USAF FLYING TRAINING OF FOREIGN NATIONALS BY COURSE, BY QUARTER -
FY 1961 (CONTINUED)

TYPE OF PERSONNEL AND TYPE OF TRAINING BY COURSE	UNDER INSTRUCTION (BEGINNING OF PERIOD)	DURING PERIOD			UNDER INSTRUCTION (END OF PERIOD)
		Entries	Graduates	Losses	
FY 1961 - TOTAL (CONTINUED)					
<u>AIRMEN (Continued)</u>					
<u>Advanced Flying Training (Individual) - Total</u>	<u>11</u>	<u>66</u>	<u>26</u>	<u>2</u>	<u>5</u>
F-84 (Fighter Course)	1	31	1	1	d/ -
F-86 (Fighter Course)	3	20	9	1	e/ -
F-86L (Interceptor)	5	15	15	-	5
F-100 (Fighter Course)	2	-	1	-	g/ -
FIRST QUARTER					
<u>TOTAL</u>	<u>464</u>	<u>504</u>	<u>457</u>	<u>40</u>	<u>467</u>
<u>OFFICER - TOTAL</u>	<u>234</u>	<u>250</u>	<u>252</u>	<u>15</u>	<u>216</u>
<u>Pilot Training - Total</u>	<u>124</u>	<u>122</u>	<u>122</u>	<u>13</u>	<u>111</u>
USAF Language Training (Preflight) a/	-	66	66	-	-
<u>Undergraduate Pilot Training - Total</u>	<u>124</u>	<u>56</u>	<u>56</u>	<u>13</u>	<u>111</u>
Primary	53	28	10	9	62
<u>Basic - Total</u>	<u>71</u>	<u>28</u>	<u>46</u>	<u>4</u>	<u>49</u>
Single Engine	61	17	42	3	33
Primary-Basic Pilot, T-28	10	11	4	1	16
<u>Navigator and Related Training - Total</u>	<u>32</u>	<u>3</u>	<u>14</u>	<u>1</u>	<u>20</u>
Primary-Basic Navigator (New Production)	15	3	9	1	8
Primary-Basic Observer, Upgrading	1	-	-	-	1
Advanced Navigator Radar Bombardment	1	-	1	-	-
Electronic Warfare Officer	15	-	4	-	11
<u>Advanced Flying Training (Individual) - Total</u>	<u>78</u>	<u>125</u>	<u>116</u>	<u>1</u>	<u>85</u>
F-84 (Fighter Course)	18	25	18	-	25
F-86 (Fighter Course)	12	16	18	-	e/ 9
F-86L (Interceptor)	5	10	3	-	12
Helicopter Pilot	4	6	7	-	3
Instrument Pilot Instructor (Conventional)	4	2	4	-	2
Instrument Pilot Instructor (Jet)	14	6	14	-	6
Weapons Controller	16	28	30	-	14
<u>Specialized Training - Total</u>	<u>5</u>	<u>32</u>	<u>22</u>	<u>1</u>	<u>14</u>
ATC Instructor Training	-	18	13	1	4
Jet Qualification	-	7	4	-	3
Pilot Instructor, Basic Single Engine (Jet)	5	7	5	-	7
<u>AIRMAN - TOTAL</u>	<u>230</u>	<u>254</u>	<u>205</u>	<u>25</u>	<u>251</u>
<u>Pilot Training - Total</u>	<u>215</u>	<u>213</u>	<u>188</u>	<u>25</u>	<u>215</u>
USAF Language Training (Preflight) a/	-	91	91	-	-
<u>Undergraduate Pilot Training - Total</u>	<u>215</u>	<u>122</u>	<u>97</u>	<u>25</u>	<u>215</u>
Primary	57	87	18	12	114
<u>Basic - Total</u>	<u>158</u>	<u>35</u>	<u>79</u>	<u>13</u>	<u>101</u>
Single Engine	129	31	71	13	76
Primary-Basic, T-28	29	4	8	-	25
<u>Navigator and Related Training - Total</u>	<u>4</u>	<u>-</u>	<u>1</u>	<u>-</u>	<u>3</u>
Primary-Basic Navigator (New Production)	4	-	1	-	3

TABLE 160 - USAF FLYING TRAINING OF FOREIGN NATIONALS BY COURSE, BY QUARTER -
FY 1961 (CONTINUED)

TYPE OF PERSONNEL AND TYPE OF TRAINING BY COURSE	UNDER INSTRUCTION (BEGINNING OF PERIOD)	DURING PERIOD			UNDER INSTRUCTION (END OF PERIOD)
		Entries	Graduates	Losses	
FIRST QUARTER (CONTINUED)					
<u>AIRMEN (Continued)</u>					
<u>Advanced Flying Training (Individual) - Total</u>	<u>11</u>	<u>41</u>	<u>16</u>	-	<u>33</u>
F-84 (Fighter Course)	1	15	1	-	15
F-86 (Fighter Course)	3	20	9	-	e/ 12
F-86L (Interceptor)	5	6	5	-	6
F-100 (Fighter Course)	2	-	1	-	g/ -
SECOND QUARTER					
<u>TOTAL</u>	<u>467</u>	<u>238</u>	<u>338</u>	<u>31</u>	<u>337</u>
<u>OFFICER - TOTAL</u>	<u>216</u>	<u>172</u>	<u>190</u>	<u>10</u>	<u>200</u>
<u>Pilot Training - Total</u>	<u>111</u>	<u>83</u>	<u>76</u>	<u>9</u>	<u>109</u>
<u>Undergraduate Pilot Training - Total</u>	<u>111</u>	<u>83</u>	<u>76</u>	<u>9</u>	<u>109</u>
Primary	62	16	57	4	17
<u>Basic - Total</u>	<u>49</u>	<u>67</u>	<u>19</u>	<u>5</u>	<u>92</u>
Single Engine	33	63	17	4	75
Primary-Basic Pilot, T-28	16	4	2	1	17
<u>Navigator and Related Training - Total</u>	<u>20</u>	<u>3</u>	<u>8</u>	-	<u>15</u>
Primary-Basic Navigator (New Production)	8	2	-	-	10
Primary-Basic Observer, Upgrading	1	-	1	-	-
Electronic Warfare Officer	11	-	6	-	5
Upgrading, B-58	-	1	1	-	-
<u>Advanced Flying Training (Individual) - Total</u>	<u>85</u>	<u>86</u>	<u>106</u>	<u>1</u>	<u>76</u>
F-84 (Fighter Course)	25	28	39	-	14
F-86 (Fighter Course)	9	17	10	1	e/ 26
F-86L (Interceptor)	12	2	6	-	8
F-100 (Fighter Course)	-	-	1	-	e/ -
Helicopter Pilot	3	3	3	-	3
Instrument Pilot Instructor (Conventional)	2	-	2	-	-
Instrument Pilot Instructor (Jet)	6	7	6	-	7
KC-135 Tanker	-	1	-	-	1
Weapons Controller	14	13	21	-	6
<u>Specialized Training - Total</u>	<u>14</u>	<u>15</u>	<u>18</u>	-	<u>11</u>
ATC Instructor Training	4	2	6	-	-
Jet Qualification	3	8	4	-	7
Pilot Instructor, Basic	7	5	8	-	4
<u>AIRMAN - TOTAL</u>	<u>251</u>	<u>66</u>	<u>148</u>	<u>21</u>	<u>137</u>
<u>Pilot Training - Total</u>	<u>215</u>	<u>48</u>	<u>142</u>	<u>19</u>	<u>102</u>
<u>Undergraduate Pilot Training - Total</u>	<u>215</u>	<u>48</u>	<u>142</u>	<u>19</u>	<u>102</u>
Primary	114	-	92	13	9
<u>Basic - Total</u>	<u>101</u>	<u>48</u>	<u>50</u>	<u>6</u>	<u>93</u>
Single Engine	76	30	43	5	58
Primary-Basic Pilot, T-28	25	18	7	1	35
<u>Navigator and Related Training - Total</u>	<u>3</u>	-	<u>1</u>	-	<u>2</u>
Primary-Basic Navigator (New Production)	3	-	1	-	2

TABLE 160 — USAF FLYING TRAINING OF FOREIGN NATIONALS BY COURSE, BY QUARTER —
FY 1961 (CONTINUED)

TYPE OF PERSONNEL AND TYPE OF TRAINING BY COURSE	UNDER INSTRUCTION (BEGINNING OF PERIOD)	DURING PERIOD			UNDER INSTRUCTION (END OF PERIOD)
		Entries	Graduates	Losses	
SECOND QUARTER (CONTINUED)					
<u>AIRMEN (Continued)</u>					
<u>Advanced Flying Training (Individual) - Total</u>	<u>33</u>	<u>18</u>	<u>5</u>	<u>2</u>	<u>33</u>
F-84 (Fighter Course)	15	16	-	1	30
F-86 (Fighter Course)	12	-	-	1	e/ -
F-86L (Interceptor)	6	2	5	-	3
THIRD QUARTER					
<u>TOTAL</u>	<u>337</u>	<u>414</u>	<u>256</u>	<u>13</u>	<u>482</u>
<u>OFFICER - TOTAL</u>	<u>200</u>	<u>270</u>	<u>201</u>	<u>10</u>	<u>289</u>
<u>Pilot Training - Total</u>	<u>109</u>	<u>64</u>	<u>47</u>	<u>5</u>	<u>121</u>
<u>Undergraduate Pilot Training - Total</u>	<u>109</u>	<u>64</u>	<u>47</u>	<u>5</u>	<u>121</u>
Primary	17	26	18	-	25
<u>Basic - Total</u>	<u>92</u>	<u>38</u>	<u>29</u>	<u>5</u>	<u>96</u>
Single Engine	75	27	27	4	71
Primary-Basic Pilot, T-28	17	11	2	1	25
<u>Navigator and Related Training - Total</u>	<u>15</u>	<u>7</u>	<u>10</u>	<u>-</u>	<u>12</u>
<u>Undergraduate Navigator Training - Total</u>	<u>10</u>	<u>3</u>	<u>4</u>	<u>-</u>	<u>9</u>
Preflight	-	-	-	-	-
Basic (New Production)	10	3	4	-	9
Electronic Warfare Officer	5	-	4	-	1
Navigator-Bombardier (ASQ-38)	-	1	1	-	-
Navigator-Bombardier (MA 6A/7A)	-	2	-	-	2
Radar Familiarization (R-14A)	-	1	1	-	-
<u>Advanced Flying Training (Individual) - Total</u>	<u>76</u>	<u>199</u>	<u>144</u>	<u>5</u>	<u>156</u>
F-84 (Fighter Course)	14	21	20	-	d/ 45
F-86 (Fighter Course)	26	28	26	1	27
F-86L (Interceptor)	8	18	4	-	22
F-100 (Fighter Course)	-	8	8	-	-
Fighter Weapons Instructor Course, F-100	-	2	-	-	2
Helicopter Pilot	3	9	5	-	7
Instrument Pilot Instructor (Conventional)	-	15	3	-	12
Instrument Pilot Instructor (Jet)	7	29	20	2	14
KC-135 Tanker	1	-	1	-	-
Weapons Controller	6	37	27	-	16
<u>Specialized Training - Total</u>	<u>11</u>	<u>32</u>	<u>30</u>	<u>2</u>	<u>11</u>
ATC Instructor Training	-	6	6	-	-
Jet Qualification	7	11	14	-	4
Pilot Instructor, Basic	4	11	6	2	7
Pilot Instructor, Primary	-	4	4	-	-
<u>AIRMAN - TOTAL</u>	<u>137</u>	<u>144</u>	<u>55</u>	<u>3</u>	<u>193</u>
<u>Pilot Training - Total</u>	<u>102</u>	<u>141</u>	<u>54</u>	<u>3</u>	<u>186</u>
<u>Undergraduate Pilot Training - Total</u>	<u>102</u>	<u>141</u>	<u>54</u>	<u>3</u>	<u>186</u>
Primary	9	68	16	-	61
<u>Basic - Total</u>	<u>93</u>	<u>73</u>	<u>38</u>	<u>3</u>	<u>125</u>
Single Engine	58	67	26	2	97
Primary-Basic Pilot, T-28	35	6	12	1	28

TABLE 160 - USAF FLYING TRAINING OF FOREIGN NATIONALS BY COURSE, BY QUARTER -
FY 1961 (CONTINUED)

TYPE OF PERSONNEL AND TYPE OF TRAINING BY COURSE	UNDER INSTRUCTION (BEGINNING OF PERIOD)	DURING PERIOD			UNDER INSTRUCTION (END OF PERIOD)
		Entries	Graduates	Losses	
THIRD QUARTER (CONTINUED)					
<u>AIRMEN (Continued)</u>					
Navigator and Related Training - Total	2	-	-	-	2
<u>Undergraduate Navigator Training - Total</u>	2	-	-	-	2
Basic (New Production)	2	-	-	-	2
<u>Advanced Flying Training (Individual) - Total</u>	33	3	1	-	5
F-84 (Fighter Course)	30	-	-	-	d/
F-86L (Interceptor)	3	3	1	-	5
FOURTH QUARTER					
<u>TOTAL</u>	476	240	276	21	430
<u>OFFICER - TOTAL</u>	291	203	238	11	253
<u>Pilot Training - Total</u>	123	51	50	8	119
<u>Undergraduate Pilot Training - Total</u>	123	51	50	8	119
Primary	25	44	-	6	63
<u>Basic - Total</u>	98	7	50	2	56
Single Engine	b/ 73	-	42	2	e/ 32
Primary-Basic Pilot, T-28	25	7	8	-	24
<u>Navigator and Related Training - Total</u>	12	12	10	-	14
<u>Undergraduate Navigator Training - Total</u>	9	12	8	-	13
Preflight	-	7	4	-	3
Basic (New Production)	9	5	4	-	10
Electronic Warfare Officer	1	-	1	-	-
Navigator-Bombardier Training (MA 6A/7A)	2	-	1	-	1
<u>Advanced Flying Training (Individual) - Total</u>	156	140	178	3	120
F-84 (Fighter Course)	45	35	45	1	32
F-86 (Fighter Course)	27	14	28	-	13
F-86L (Interceptor)	22	21	13	-	30
F-100 (Fighter)	-	12	11	1	f/ 7
Fighter Weapons Instructor Course	2	-	2	-	-
Helicopter Pilot	7	7	7	-	7
H-43B Pilot and Firefighting	-	2	-	-	2
Instrument Pilot Instructor (Conventional)	12	7	13	-	6
Instrument Pilot Instructor (Jet)	14	8	16	-	6
B-52 Combat Crew Training	-	1	1	-	-
RF-101 (Tactical Reconnaissance)	-	1	-	-	1
Weapons Controller	16	12	20	-	8
<u>Specialized Training - Total</u>	11	20	22	1	8
ATC Instructor Training	-	2	2	-	-
ATC Supervisor Training	-	1	1	-	-
Jet Qualification	4	10	11	-	3
Pilot Instructor Training Basic	7	7	8	1	5
<u>AIRMAN - TOTAL</u>	185	37	38	10	177
<u>Pilot Training - Total</u>	178	33	32	10	172
<u>Undergraduate Pilot Training - Total</u>	178	33	32	10	172
Primary	61	31	-	3	89

TABLE 160 - USAF FLYING TRAINING OF FOREIGN NATIONALS BY COURSE, BY QUARTER -
FY 1961 (CONTINUED)

TYPE OF PERSONNEL AND TYPE OF TRAINING BY COURSE	UNDER INSTRUCTION (BEGINNING OF PERIOD)	DURING PERIOD			UNDER INSTRUCTION (END OF PERIOD)
		Entries	Graduates	Losses	
FOURTH QUARTER (CONTINUED)					
AIRMEN (Continued)					
<u>Undergraduate Pilot Training (Continued)</u>					
<u>Basic - Total</u>	117	2	32	7	83
Single Engine	b/ 89	2	26	7	c/ 61
Primary-Basic, T-28	28	-	6	-	22
<u>Navigator and Related Training - Total</u>	2	-	2	-	-
<u>Undergraduate Navigator Training - Total</u>	2	-	2	-	-
Basic (New Production)	2	-	2	-	-
<u>Advanced Flying Training (Individual) - Total</u>	5	4	4	-	5
F-36L (Interceptor)	5	4	4	-	5

- a/ The responsibility for reporting the course "USAF Language Training" was transferred to Technical Training during September 1960.
- b/ June transmittal letter shows a correction of plus 2 officers and minus 8 Aviation Cadets in training at the end of the Third Quarter and the beginning of the Fourth Quarter.
- c/ Adjustments made by the reporting command in the number of students in training at the end of the Fourth Quarter (plus 3 Officers, plus 3 Aviation Cadets).
- d/ Thirty Aviation Cadets promoted to officer status during the Third Quarter; two officers withdrawn from the course during the Third Quarter.
- e/ One officer and 2 Aviation Cadets suspended for medical reasons during the First Quarter; eleven Aviation Cadets promoted to officer status; one officer re-instated, and one transferred to F-100 Fighter Course during Second Quarter.
- f/ Seven officers were omitted from this course during the Fourth Quarter.
- g/ One Aviation Cadet suspended for medical reasons.

Source: Statistics and Reports Division, Directorate of Data Systems and Statistics, Comptroller of the Air Force.

TABLE 161 - TECHNICAL TRAINING OF USAF OFFICERS BY OCCUPATIONAL FIELD, BY AIR TRAINING COMMAND - FY 1961

OCCUPATIONAL FIELD	UNDER INSTRUCTION (BEGINNING OF PERIOD)	DURING PERIOD			UNDER INSTRUCTION (END OF PERIOD)
		Entries	Graduates	Losses	
<u>TOTAL</u>	<u>1,147</u>	<u>8,356</u>	<u>7,732</u>	<u>122</u>	<u>1,649</u>
Special Commander and Director	-	45	40	-	5
Operations Career Area	124	2,201	1,787	17	521
Weather	10	59	69	-	-
Communication Electronics	321	988	797	23	489
Guided Missile Maintenance	11	828	786	6	47
Armament	137	317	339	8	107
Nuclear Weapons	-	27	23	1	3
Aircraft Maintenance	200	1,094	1,052	17	225
Motor Vehicle Maintenance	-	34	27	-	7
Fabric, Leather, and Rubber	-	4	4	-	-
Civil Engineering	-	16	10	4	2
Transportation	16	100	106	2	8
Munition and Weapon Maintenance	-	1	1	-	-
Supply	83	413	457	2	37
Production Procurement	8	62	62	-	8
Comptroller	59	315	320	1	53
Photography	-	38	34	3	1
Personnel	29	254	262	1	20
Education and Training	26	323	318	19	12
Air Police	22	98	106	1	13
Intelligence	25	18	43	-	-
Special Investigations	-	14	14	-	-
Legal	-	25	24	1	-
Chaplain	-	61	33	-	28
Medical Services	28	284	288	3	21
Medical Specialist	-	22	22	-	-
Medical Professional	12	468	461	9	10
Nurse	36	153	158	4	27
Dental	-	18	16	-	2
Veterinary	-	56	56	-	-
Safety	-	15	14	-	1
Utilities	-	4	2	-	2
Fire Protection	-	1	1	-	-

Source: Statistics and Reports Division, Directorate of Data Systems and Statistics, Comptroller of the Air Force.

TABLE 162 - TECHNICAL TRAINING OF AIRMEN BY CAREER FIELD, BY AIR TRAINING COMMAND - FY 1961

CATEGORY AND CAREER FIELD	UNDER INSTRUCTION (BEGINNING OF PERIOD)	DURING PERIOD			UNDER INSTRUCTION (END OF PERIOD)
		Entries	Graduates	Losses	
TOTAL	<u>28,175</u>	<u>107,406</u>	<u>93,999</u>	<u>8,069</u>	<u>33,513</u>
HIGHLY TECHNICAL - TOTAL	a/ <u>20,499</u>	<u>69,025</u>	<u>57,817</u>	<u>5,616</u>	<u>26,091</u>
First Sergeants	-	42	39	-	3
Intelligence	169	305	408	23	43
Weather	501	962	1,065	38	360
Air Traffic Control and Warning	742	4,213	3,671	451	833
Communications Operations	1,693	6,460	5,093	666	2,394
Radio-Radar Systems	7,261	14,070	11,035	1,677	8,619
Guided Missile Systems	727	3,753	2,950	135	1,395
Armament Systems Maintenance and Gunner	2,071	4,323	3,740	485	2,169
Atomic Weapons	291	1,143	497	294	643
Training Devices	398	713	761	66	284
Aircraft and Missile Accessory Maintenance	2,044	7,939	6,663	297	3,023
Aircraft and Missile Maintenance	3,512	19,011	15,733	1,278	5,512
Munitions and Weapons Maintenance	503	1,867	1,829	130	411
Education and Training	587	4,224	4,333	76	402
TECHNICAL - TOTAL	a/ <u>3,889</u>	<u>17,763</u>	<u>16,800</u>	<u>1,407</u>	<u>3,445</u>
Photo-Mapping	-	94	94	-	-
Safety	652	439	456	631	4
Wire Maintenance	301	1,626	1,260	79	588
Intricate Equipment Maintenance	67	531	434	31	133
Metal Working	256	978	917	62	255
Procurement	8	83	86	-	5
Accounting and Finance, and Auditing	519	1,301	1,465	65	290
Statistical, Analysis Data Processing and Programming	268	1,414	1,391	58	233
Administrative	544	2,829	2,578	202	593
Personnel	425	1,281	1,310	65	331
Information Services	-	8	-	-	8
Medical	745	5,811	5,475	193	888
Aircrew Protection	66	862	844	15	69
Dental	38	506	490	6	48
SEMI-TECHNICAL - TOTAL	<u>3,467</u>	<u>19,456</u>	<u>18,365</u>	<u>943</u>	<u>3,615</u>
Photographic	45	395	324	28	88
Motor Vehicle Maintenance	220	1,960	1,834	12	334
Construction	-	13	13	-	-
Utilities	879	4,128	3,537	267	1,203
Fire Protection	145	983	916	27	185
Fabric, Leather, and Rubber	79	381	375	8	77
Marine	-	-	-	-	-
Transportation	62	506	498	11	59
Food Service	-	18	-	18	-
Supply	1,421	7,450	7,340	463	1,068
Printing	-	-	-	-	-
Special Services	-	-	-	-	-
Band	-	-	-	-	-
Air Police	616	3,622	3,528	109	601
REPORTING CODES - TOTAL	<u>320</u>	<u>1,162</u>	<u>1,017</u>	<u>103</u>	<u>362</u>

a/ The differences in totals between the end of FY 1960 and the beginning of FY 1961 in this group was due to the regrouping of courses.

Source: Statistics and Reports Division, Directorate of Data Systems and Statistics, Comptroller of the Air Force.

TABLE 163 - TECHNICAL TRAINING OF US ARMY PERSONNEL BY AIR TRAINING COMMAND - FY 1961

TYPE OF PERSONNEL	UNDER INSTRUCTION (BEGINNING OF PERIOD)	DURING PERIOD			UNDER INSTRUCTION (END OF PERIOD)
		Entries	Graduates	Losses	
<u>TOTAL</u>	<u>306</u>	<u>354</u>	<u>525</u>	<u>52</u>	<u>76</u>
OFFICER - TOTAL	6	65	67	4	-
ENLISTED - TOTAL	300	289	458	55	76

Source: Statistics and Reports Division, Directorate of Data Systems and Statistics, Comptroller of the Air Force.

TABLE 164 - TECHNICAL TRAINING OF US NAVY PERSONNEL BY AIR TRAINING COMMAND - FY 1961

TYPE OF PERSONNEL	UNDER INSTRUCTION (BEGINNING OF PERIOD)	DURING PERIOD			UNDER INSTRUCTION (END OF PERIOD)
		Entries	Graduates	Losses	
<u>TOTAL</u>	<u>2</u>	<u>77</u>	<u>62</u>	<u>3</u>	<u>17</u>
OFFICER - TOTAL	-	19	19	-	-
ENLISTED - TOTAL	5	58	43	3	17

Source: Statistics and Reports Division, Directorate of Data Systems and Statistics, Comptroller of the Air Force.

TABLE 165 - USAF PROFESSIONAL, TECHNOLOGICAL, AND COLLEGIATE TRAINING OF USAF OFFICERS
BY COURSE, BY AIR UNIVERSITY, BY QUARTER - FY 1961

(FY 1961 total figures for courses in Advanced Management, Aeronautical Engineering, Astronautical Engineering, Business Transportation, Chemistry, Civilian Hospitals, Electrical Engineering, Metallurgy, Physics, Political and Social Science, Physiology, Psychology and Training with Industry do not cross balance due to regrouping of these courses, "Under Instruction" at the beginning of the Third Quarter. Personnel Management was regrouped at the beginning of the Fourth Quarter.)

SCHOOL AND COURSES	UNDER INSTRUCTION (BEGINNING OF PERIOD)	DURING PERIOD			UNDER INSTRUCTION (END OF PERIOD)
		Entries	Graduates	Losses	
FY 1961 - TOTAL (1 JUL 1960 THROUGH 30 JUN 1961)					
<u>TOTAL</u>	<u>3,259</u>	<u>7,857</u>	<u>7,635</u>	<u>222</u>	<u>3,259</u>
<u>Air University Schools - Total</u>	<u>3,195</u>	<u>7,655</u>	<u>7,369</u>	<u>222</u>	<u>3,259</u>
<u>Air War College - Total</u>	-	<u>137</u>	<u>136</u>	<u>1</u>	-
<u>Air Command and Staff College - Total</u>	<u>1,049</u>	<u>4,326</u>	<u>4,423</u>	<u>61</u>	<u>891</u>
Academic Instructor School	131	311	439	3	-
Air Weapons Refresher	-	28	-	28	-
Command and Staff College	-	502	501	1	-
Employment Indoctrination	-	61	61	-	-
Squadron Officer School	918	2,691	2,690	28	891
Warfare Systems Orientation	-	651	651	-	-
Weapons Orientation	-	82	81	1	-
<u>USAF Institute of Technology - Total</u>	<u>2,146</u>	<u>3,192</u>	<u>2,810</u>	<u>160</u>	<u>2,368</u>
Advanced Management	122	64	119	-	87
Aeronautical Engineering	228	199	96	10	331
Armament Engineering	14	15	-	4	25
Astronautics	41	20	21	2	38
Astronautical Engineering	-	4	11	1	28
Business Administration	118	100	124	3	91
Business Transportation	-	1	3	-	27
Chemistry	14	25	7	4	27
Chemical Engineering	-	7	-	-	7
Civil Engineering	56	292	274	3	71
Civilian Hospitals	223	359	311	10	262
Education	4	4	5	-	3
Electrical Engineering	423	269	205	14	427
Entomology	-	-	-	-	-
Guided Missiles	12	7	1	-	18
Industrial Engineering	76	113	53	1	135
Instructor Course (Reserve Officer)	-	138	138	-	-
Languages	60	13	6	56	11
Metallurgy	-	3	2	-	10
Mathematics	20	30	8	3	39
Meteorology	328	234	286	17	259
Mechanical Engineering	82	160	41	11	190
Nuclear Engineering	34	30	27	3	34
Operational Research	-	5	-	-	5
Petroleum Engineering	-	7	-	1	6
Philosophy	-	2	-	-	2
Physics	44	35	25	6	40
Political and Social Sciences	75	48	47	3	70
Physiology	-	-	-	-	3
Psychology	19	29	7	2	38
Space Systems Orientation	-	730	729	1	-
Textile Engineering	-	-	-	-	-
Training with Industry	148	155	162	4	62
Personnel Management	-	1	8	-	19
All Other	-	90	89	1	-
Unknown	-	-	-	-	-
Photography	5	3	5	-	3
<u>Department of Defense Colleges - Total</u>	<u>64</u>	<u>202</u>	<u>266</u>	-	-
Armed Forces Staff College	64	127	191	-	-

TABLE 165 - USAF PROFESSIONAL, TECHNOLOGICAL, AND COLLEGIATE TRAINING OF USAF OFFICERS
BY COURSE, BY AIR UNIVERSITY, BY QUARTER - FY 1961 (CONTINUED)

SCHOOL AND COURSES	UNDER INSTRUCTION (BEGINNING OF PERIOD)	DURING PERIOD			UNDER INSTRUCTION (END OF PERIOD)
		Entries	Graduates	Losses	
FY 1961 - TOTAL (1 JUL 1960 THROUGH 30 JUN 1961) Continued					
<u>Department of Defense Colleges-Continued</u>					
Industrial College of Armed Forces	-	40	40	-	-
National War College	-	35	35	-	-
FIRST QUARTER (1 JUL 1960 THROUGH 30 SEP 1960)					
<u>TOTAL</u>	<u>3,259</u>	<u>3,370</u>	<u>2,257</u>	<u>80</u>	<u>4,292</u>
<u>Air University Schools - Total</u>	<u>3,195</u>	<u>3,232</u>	<u>2,193</u>	<u>80</u>	<u>4,154</u>
<u>Air War College - Total</u>	-	<u>137</u>	-	-	<u>137</u>
<u>Air Command and Staff School - Total</u>	<u>1,049</u>	<u>1,553</u>	<u>1,201</u>	<u>3</u>	<u>1,398</u>
Academic Instructor	131	155	285	1	-
Air Weapons Refresher	-	-	-	-	-
Command and Staff School	-	502	-	-	502
Squadron Officer School	918	896	916	2	896
Weapons Orientation	-	-	-	-	-
<u>USAF Institute of Technology - Total</u>	<u>2,146</u>	<u>1,542</u>	<u>992</u>	<u>77</u>	<u>2,619</u>
Advanced Management	122	25	105	-	42
Astronautics	41	20	21	-	40
Aeronautical Engineering	228	90	73	1	244
Armament Engineering	14	15	-	-	29
Business Administration	118	64	36	2	144
Chemical Engineer	-	6	-	-	6
Chemistry	14	14	1	-	27
Civil Engineering	56	93	57	1	91
Civilian Hospitals	223	289	64	-	448
Education	4	3	3	-	4
Electrical Engineering	423	127	85	5	460
Guided Missiles	12	7	1	-	18
Industrial Engineering	76	49	36	1	88
Languages	60	3	2	56	5
Mathematics	20	11	-	-	31
Mechanical Engineering	82	76	7	1	150
Meteorology	328	145	138	4	331
Nuclear Engineering	34	20	3	-	51
Operation Research	-	2	-	-	2
Petroleum Engineering	-	1	-	-	1
Photography	5	3	2	-	6
Physics	44	17	5	2	54
Political and Social Science	75	24	13	2	84
Psychology	19	19	3	-	35
Special System Orientation	-	188	187	1	-
Training with Industry	148	141	61	1	227
All Other	-	90	89	-	1
<u>Department of Defense Colleges - Total</u>	<u>64</u>	<u>138</u>	<u>64</u>	<u>-</u>	<u>138</u>
Armed Forces Staff College	64	63	64	-	63
Industrial College of Armed Forces	-	40	-	-	40
National War College	-	-	-	-	-
SECOND QUARTER (1 OCT 1960 THROUGH 31 DEC 1960)					
<u>TOTAL</u>	<u>4,292</u>	<u>728</u>	<u>1,546</u>	<u>39</u>	<u>3,435</u>
<u>Air University Schools - Total</u>	<u>4,154</u>	<u>728</u>	<u>1,546</u>	<u>39</u>	<u>3,297</u>

TABLE 165 - USAF PROFESSIONAL, TECHNOLOGICAL, AND COLLEGIATE TRAINING OF USAF OFFICERS
BY COURSE, BY AIR UNIVERSITY, BY QUARTER - FY 1961 (CONTINUED)

SCHOOL AND COURSES	UNDER INSTRUCTION (BEGINNING OF PERIOD)	DURING PERIOD			UNDER INSTRUCTION (END OF PERIOD)
		Entries	Graduates	Losses	
SECOND QUARTER (1 OCT 1960 THROUGH 31 DEC 1960) (Continued)					
<u>Air War College - Total</u>	<u>137</u>	-	-	-	<u>137</u>
<u>Air Command and Staff School - Total</u>	<u>1,398</u>	<u>480</u>	<u>1,337</u>	<u>12</u>	<u>529</u>
Academic Instructor	-	43	43	-	-
Air Weapons Refresher	-	28	-	-	28
Command and Staff School	502	-	-	1	501
Squadron Officer School	896	-	886	10	-
Weapon Orientation	-	82	81	1	-
Warfare Systems Orientation	-	327	327	-	-
<u>USAF Institute of Technology - Total</u>	<u>2,619</u>	<u>248</u>	<u>209</u>	<u>27</u>	<u>2,631</u>
Advanced Management	42	37	-	-	79
Aeronautical Engineering	244	-	1	3	240
Armament Engineering	29	-	-	1	28
Astronautics	40	-	-	-	40
Business Administration	144	9	15	1	137
Chemistry	27	2	2	4	23
Chemical Engineering	6	-	-	-	6
Civil Engineering	91	50	50	2	89
Civilian Hospitals	448	25	22	3	448
Education	4	-	-	-	4
Electrical Engineering	460	6	5	1	460
Guided Missiles	18	-	-	-	18
Industrial Engineering	88	-	-	-	88
Languages	5	1	-	-	6
Mathematics	31	2	-	2	31
Mechanical Engineering	150	-	1	6	143
Meteorology	331	15	3	1	342
Nuclear Engineering	51	-	1	-	50
Operation Research	2	-	-	-	2
Petroleum Engineering	1	-	-	-	1
Photography	6	-	-	-	6
Physics	54	4	1	-	57
Political and Social Science	84	2	-	-	86
Psychology	35	-	-	1	34
Space Systems Orientation	-	95	95	-	-
Training with Industry	227	-	13	2	212
All Other	1	-	-	-	1
<u>Department of Defense Colleges - Total</u>	<u>138</u>	-	-	-	<u>138</u>
Armed Forces Staff College	63	-	-	-	63
Industrial College of Armed Forces	40	-	-	-	40
National War College	35	-	-	-	35
THIRD QUARTER (1 JAN 1961 THROUGH 31 MAR 1961)					
<u>TOTAL</u>	<u>3,435</u>	<u>2,013</u>	<u>1,072</u>	<u>70</u>	<u>4,306</u>
<u>Air University Schools - Total</u>	<u>3,297</u>	<u>1,949</u>	<u>1,009</u>	<u>70</u>	<u>4,167</u>
<u>Air War College - Total</u>	<u>137</u>	-	-	-	<u>137</u>
<u>Air Command and Staff School - Total</u>	<u>529</u>	<u>1,195</u>	<u>256</u>	<u>36</u>	<u>1,432</u>
Academic Instructor School	-	76	35	1	40
Air Weapons Refresher	28	-	-	28	-
Command and Staff College	501	-	-	-	501
Employment Indoctrination	-	61	61	-	-
Squadron Officer School	-	898	-	7	891
Warfare Systems Orientation	-	160	160	-	-

TABLE 165 - USAF PROFESSIONAL, TECHNOLOGICAL, AND COLLEGIATE TRAINING OF USAF OFFICERS
BY COURSE, BY AIR UNIVERSITY, BY QUARTER - FY 1961 (CONTINUED)

SCHOOL AND COURSES	UNDER INSTRUCTION (BEGINNING OF PERIOD)	DURING PERIOD			UNDER INSTRUCTION (END OF PERIOD)
		Entries	Graduates	Losses	
THIRD QUARTER (1 JAN 1961 THROUGH 31 MAR 1961)(Continued)					
<u>USAF Institute of Technology - Total</u>	<u>2,631</u>	<u>754</u>	<u>753</u>	<u>34</u>	<u>2,598</u>
Advanced Management	99	-	2	-	97
Aeronautical Engineering	250	43	7	3	283
Armament Engineering	28	-	-	3	25
Astronautics	40	-	-	-	40
Astronautical Engineering	36	-	-	-	36
Business Administration	137	8	23	-	122
Business Transportation	29	-	1	-	28
Chemistry	22	3	-	-	25
Chemical Engineering	6	-	-	-	6
Civil Engineering	89	63	58	-	94
Civilian Hospitals	449	22	10	3	458
Education	4	-	1	-	3
Electrical Engineering	414	25	52	4	383
Entomology	-	-	-	-	-
Guided Missiles	18	-	-	-	18
Industrial Engineering	88	7	7	-	88
Instructor Course (Reserve Officer)	-	138	138	-	-
Languages	6	1	-	-	7
Metallurgy	9	1	-	-	10
Mathematics	31	8	1	-	38
Meteorology	342	19	29	9	323
Mechanical Engineering	143	20	12	4	147
Nuclear Engineering	50	-	20	3	27
Operational Research	2	-	-	-	2
Petroleum Engineering	1	1	-	-	2
Philosophy	-	1	-	-	1
Photography	6	-	1	-	5
Physics	49	4	4	4	45
Political and Social Sciences	83	4	2	1	84
Physiology	3	-	-	-	3
Psychology	33	4	1	-	36
Space Systems Orientation	-	372	372	-	-
Textile Engineering	-	-	-	-	-
Training with Industry	163	10	12	-	161
All Other	1	-	-	-	1
Unknown	-	-	-	-	-
<u>Department of Defense Colleges - Total</u>	<u>138</u>	<u>64</u>	<u>63</u>	<u>-</u>	<u>139</u>
Armed Forces Staff College	63	64	63	-	64
Industrial College of Armed Forces	40	-	-	-	40
National War College	35	-	-	-	35
FOURTH QUARTER (1 APR 1961 THROUGH 30 JUN 1961)					
<u>TOTAL</u>	<u>4,306</u>	<u>1,746</u>	<u>2,760</u>	<u>33</u>	<u>3,259</u>
<u>Air University Schools - Total</u>	<u>4,167</u>	<u>1,746</u>	<u>2,621</u>	<u>33</u>	<u>3,259</u>
<u>Air War College - Total</u>	<u>137</u>	<u>-</u>	<u>136</u>	<u>1</u>	<u>-</u>
<u>Air Command and Staff School - Total</u>	<u>1,432</u>	<u>1,098</u>	<u>1,629</u>	<u>10</u>	<u>891</u>
Academic Instructor School	40	37	76	1	-
Air Weapons Refresher	-	-	-	-	-
Command and Staff College	501	-	501	-	-
Employment Indoctrination	-	-	-	-	-
Squadron Officer School	891	897	888	9	891
Warfare Systems Orientation	-	164	164	-	-
<u>USAF Institute of Technology - Total</u>	<u>2,598</u>	<u>648</u>	<u>856</u>	<u>22</u>	<u>2,368</u>
Advanced Management	97	2	12	-	87

TABLE 165 -- USAF PROFESSIONAL, TECHNOLOGICAL, AND COLLEGIATE TRAINING OF USAF OFFICERS
BY COURSE, BY AIR UNIVERSITY, BY QUARTER - FY 1961. (CONTINUED)

SCHOOL AND COURSES	UNDER INSTRUCTION (BEGINNING OF PERIOD)	DURING PERIOD			UNDER INSTRUCTION (END OF PERIOD)
		Entries	Graduates	Losses	
FOURTH QUARTER (1 APR 1961 THROUGH 30 JUN 1961) (Continued)					
<u>USAF Institute of Technology (Continued)</u>					
Aeronautical Engineering	283	66	15	3	331
Armament Engineering	25	-	-	-	25
Astronautics	40	-	-	2	38
Astronautical Engineering	36	4	11	1	28
Business Administration	122	19	50	-	91
Business Transportation	28	1	2	-	27
Chemistry	25	6	4	-	27
Chemical Engineering	6	1	-	-	7
Civil Engineering	94	86	109	-	71
Civilian Hospitals	458	23	215	4	262
Education	3	1	1	-	3
Electrical Engineering	383	111	63	4	427
Entomology	-	-	-	-	-
Guided Missiles	18	-	-	-	18
Industrial Engineering	88	57	10	-	135
Instructor Course (Reserve Officer)	-	-	-	-	-
Languages	7	8	4	-	11
Metallurgy	10	2	2	-	10
Mathematics	38	9	7	1	39
Meteorology	323	55	116	3	259
Mechanical Engineering	147	64	21	-	190
Nuclear Engineering	27	10	3	-	34
Operational Research	2	3	-	-	5
Petroleum Engineering	2	5	-	1	6
Philosophy	1	1	-	-	2
Photography	5	-	2	-	3
Physics	45	10	15	-	40
Political and Social Sciences	84	18	32	-	70
Physiology	3	-	-	-	3
Psychology	36	6	3	1	38
Space Systems Orientation	-	75	75	-	-
Textile Engineering	-	-	-	-	-
Training with Industry	135	4	76	1	62
Personnel Management	26	1	8	-	19
All Other	1	-	-	1	-
Unknown	-	-	-	-	-
<u>Department of Defense Colleges - Total</u>	<u>139</u>	-	<u>139</u>	-	-
Armed Forces Staff College	64	-	64	-	-
Industrial College of Armed Forces	40	-	40	-	-
National War College	35	-	35	-	-

Source: Statistics and Reports Division, Directorate of Data Systems and Statistics, Comptroller of the Air Force.

TABLE 166 - USAF PROFESSIONAL, TECHNOLOGICAL, AND COLLEGIATE TRAINING OF AIRMEN BY COURSE,
BY AIR UNIVERSITY, BY QUARTER - FY 1961

(The total FY 1961 figures for courses in Business Administration, Business Transportation, Police, Political and Social Science, and Training with Industry do not cross balance due to the regrouping of these courses "Under Instruction", at the beginning of the Third Quarter.)

SCHOOL AND COURSE	UNDER INSTRUCTION (BEGINNING OF PERIOD)	DURING PERIOD			UNDER INSTRUCTION (END OF PERIOD)
		Entries	Graduates	Losses	
FY 1961 - TOTAL (1 JUL 1960 THROUGH 30 JUN 1961)					
<u>TOTAL</u>	<u>858</u>	<u>591</u>	<u>380</u>	<u>818</u>	<u>251</u>
<u>AIR COMMAND AND STAFF SCHOOL - TOTAL</u>	-	<u>385</u>	<u>376</u>	<u>9</u>	-
Academic Instructor	-	385	376	9	-
<u>USAF INSTITUTE OF TECHNOLOGY - TOTAL</u>	<u>858</u>	<u>206</u>	<u>4</u>	<u>809</u>	<u>251</u>
Aeronautical Engineering	2	23	-	-	25
Astronautics	-	10	-	-	10
Business Administration	5	19	-	-	19
Business Transportation	-	-	1	-	11
Civilian Hospitals	-	13	-	1	12
Electrical Engineering	22	64	-	1	85
Industrial Engineering	3	10	-	-	13
Languages	801	-	-	801	-
Mathematics	-	6	-	-	6
Mechanical Engineering	3	22	1	-	24
Meteorology	5	10	-	-	15
Nuclear Engineering	2	6	-	-	8
Personnel Management	-	5	-	-	5
Police	-	4	-	2	-
Political and Social Science	9	8	2	4	18
Training with Industry	6	6	-	-	-
FIRST QUARTER (1 JUL 1960 THROUGH 30 SEP 1960)					
<u>TOTAL</u>	<u>858</u>	<u>76</u>	<u>7</u>	<u>804</u>	<u>123</u>
<u>AIR COMMAND AND STAFF SCHOOL - TOTAL</u>	-	<u>7</u>	<u>7</u>	-	-
Academic Instructor	-	7	7	-	-
<u>USAF INSTITUTE OF TECHNOLOGY - TOTAL</u>	<u>858</u>	<u>69</u>	-	<u>804</u>	<u>123</u>
Aeronautical Engineering	2	-	-	-	2
Astronautics	-	1	-	-	1
Business Administration	5	10	-	-	15
Civilian Hospitals	-	6	-	-	6
Electrical Engineering	22	27	-	-	49
Industrial Engineering	3	6	-	-	9
Languages	801	-	-	801	-
Mathematics	-	1	-	-	1
Mechanical Engineering	3	1	-	-	4
Meteorology	5	1	-	-	6
Nuclear Engineering	2	1	-	-	3
Personnel Management	-	5	-	-	5
Police	-	4	-	-	4
Political and Social Science	9	-	-	3	6
Training with Industry	6	6	-	-	12

TABLE 166 - USAF PROFESSIONAL, TECHNOLOGICAL, AND COLLEGIATE TRAINING OF AIRMEN BY COURSE,
BY AIR UNIVERSITY, BY QUARTER - FY 1961 (CONTINUED)

SCHOOL AND COURSE	UNDER INSTRUCTION (BEGINNING OF PERIOD)	DURING PERIOD			UNDER INSTRUCTION (END OF PERIOD)
		Entries	Graduates	Losses	
SECOND QUARTER (1 OCT 1960 THROUGH 31 DEC 1960)					
<u>TOTAL</u>	<u>123</u>	<u>110</u>	<u>109</u>	<u>2</u>	<u>122</u>
<u>AIR COMMAND AND STAFF SCHOOL - TOTAL</u>	-	<u>109</u>	<u>109</u>	-	-
Academic Instructor	-	109	109	-	-
<u>USAF INSTITUTE OF TECHNOLOGY - TOTAL</u>	<u>123</u>	<u>1</u>	-	<u>2</u>	<u>122</u>
Aeronautical Engineering	2	-	-	-	2
Astronautics	1	-	-	-	1
Business Administration	15	-	-	-	15
Civilian Hospitals	6	-	-	-	6
Electrical Engineering	49	-	-	-	49
Industrial Engineering	9	-	-	-	9
Mathematics	1	-	-	-	1
Mechanical Engineering	4	-	-	-	4
Meteorology	6	-	-	-	6
Nuclear Engineering	3	-	-	-	3
Personnel Management	5	-	-	-	5
Police	4	-	-	2	2
Political and Social Science	6	1	-	-	7
Training with Industry	12	-	-	-	12
THIRD QUARTER (1 JAN 1961 THROUGH 31 MAR 1961)					
<u>TOTAL</u>	<u>122</u>	<u>204</u>	<u>87</u>	<u>4</u>	<u>235</u>
<u>AIR COMMAND AND STAFF SCHOOL - TOTAL</u>	-	<u>186</u>	<u>86</u>	<u>3</u>	<u>97</u>
Academic Instructor	-	186	86	3	97
<u>USAF INSTITUTE OF TECHNOLOGY - TOTAL</u>	<u>122</u>	<u>18</u>	<u>1</u>	<u>1</u>	<u>138</u>
Aeronautical Engineering	2	2	-	-	4
Astronautics	1	-	-	-	1
Business Administration	10	3	-	-	13
Business Transportation	12	-	-	-	12
Civilian Hospitals	6	2	-	1	7
Electrical Engineering	49	3	-	-	52
Industrial Engineering	9	-	-	-	9
Mathematics	1	3	-	-	4
Mechanical Engineering	4	2	-	-	6
Meteorology	6	-	-	-	6
Nuclear Engineering	3	1	-	-	4
Personnel Management	5	-	-	-	5
Political and Social Science	14	2	1	-	15
Training with Industry	-	-	-	-	-

TABLE 166 - USAF PROFESSIONAL, TECHNOLOGICAL, AND COLLEGIATE TRAINING OF AIRMEN BY COURSE,
BY AIR UNIVERSITY, BY QUARTER - FY 1961 (CONTINUED)

SCHOOL AND COURSE	UNDER INSTRUCTION (BEGINNING OF PERIOD)	DURING PERIOD			UNDER INSTRUCTION (END OF PERIOD)
		Entries	Graduates	Losses	
FOURTH QUARTER (1 APR 1961 THROUGH 30 JUN 1961)					
<u>TOTAL</u>	<u>235</u>	<u>201</u>	<u>177</u>	<u>8</u>	<u>251</u>
<u>AIR COMMAND AND STAFF SCHOOL - TOTAL</u>	<u>27</u>	<u>83</u>	<u>174</u>	<u>6</u>	-
Academic Instructor	97	83	174	6	-
<u>USAF INSTITUTE OF TECHNOLOGY - TOTAL</u>	<u>138</u>	<u>118</u>	<u>3</u>	<u>2</u>	<u>251</u>
Aeronautical Engineering	4	21	-	-	25
Astronautics	1	9	-	-	10
Business Administration	13	6	-	-	19
Business Transportation	12	-	1	-	11
Civilian Hospitals	7	5	-	-	12
Electrical Engineering	52	34	-	1	85
Industrial Engineering	9	4	-	-	13
Mathematics	4	2	-	-	6
Mechanical Engineering	6	19	1	-	24
Meteorology	6	9	-	-	15
Nuclear Engineering	4	4	-	-	8
Personnel Management	5	-	-	-	5
Political and Social Science	15	5	1	1	18
Training with Industry	-	-	-	-	-

Source: Statistics and Reports Division, Directorate of Data Systems and Statistics, Comptroller of the Air Force.

TABLE 167 - USAF PROFESSIONAL, TECHNOLOGICAL, AND COLLEGIATE TRAINING OF WAF PERSONNEL
BY COURSE, BY AIR UNIVERSITY - FY 1961

SCHOOL AND COURSE	UNDER INSTRUCTION (BEGINNING OF FISCAL YEAR)	DURING PERIOD			UNDER INSTRUCTION (END OF FISCAL YEAR)
		Entries	Graduates	Losses	
OFFICERS					
<u>TOTAL</u>	<u>48</u>	<u>77</u>	<u>62</u>	<u>4</u>	<u>59</u>
<u>AIR COMMAND AND STAFF SCHOOL - TOTAL</u>	<u>5</u>	<u>15</u>	<u>17</u>	-	<u>3</u>
Academic Instructor School	2	5	7	-	-
Air Weapons Refresher	-	-	-	-	-
Command and Staff College	-	-	-	-	-
Employment Indoctrination	-	-	-	-	-
Squadron Officer School	3	10	10	-	3
Warfare Systems Orientation	-	-	-	-	-
<u>USAF INSTITUTE OF TECHNOLOGY - TOTAL</u>	<u>43</u>	<u>62</u>	<u>45</u>	<u>4</u>	<u>56</u>
Business Administration	-	1	-	-	1
Civilian Hospitals	41	59	43	3	54
Mathematics	-	1	-	1	-
Meteorology	1	1	1	-	1
Political and Social Science	1	-	1	-	-
Training with Industry	-	-	-	-	-
AIRMEN					
<u>TOTAL</u>	-	<u>11</u>	<u>9</u>	-	<u>2</u>
<u>AIR COMMAND AND STAFF SCHOOL - TOTAL</u>	-	<u>9</u>	<u>9</u>	-	-
Academic Instructor	-	9	9	-	-
<u>USAF INSTITUTE OF TECHNOLOGY - TOTAL</u>	-	<u>2</u>	-	-	<u>2</u>
Civilian Hospitals	-	1	-	-	1
Mathematics	-	1	-	-	1

Source: Statistics and Reports Division, Directorate of Data Systems and Statistics, - Comptroller of the Air Force

FORM 2

AF FORM 2, 1954 EDITION

TABLE 168 - USAF PROFESSIONAL, TECHNOLOGICAL, AND COLLEGIATE TRAINING OF US ARMY
AND US NAVY OFFICERS BY TYPE OF SCHOOL, BY AIR UNIVERSITY - FY 1961

SCHOOL	UNDER INSTRUCTION (BEGINNING OF PERIOD)	DURING PERIOD			UNDER INSTRUCTION (END OF PERIOD)
		Entries	Graduates	Losses	
US ARMY OFFICERS					
<u>TOTAL</u>	<u>4</u>	<u>37</u>	<u>37</u>	-	<u>4</u>
AIR COMMAND AND STAFF SCHOOL - TOTAL	-	17	17	-	-
AIR WAR COLLEGE - TOTAL	-	10	10	-	-
USAF INSTITUTE OF TECHNOLOGY - TOTAL	4	10	10	-	4
US NAVY OFFICERS					
<u>TOTAL</u>	<u>4</u>	<u>36</u>	<u>34</u>	<u>2</u>	<u>3</u>
AIR COMMAND AND STAFF SCHOOL - TOTAL	-	18	16	2	-
AIR WAR COLLEGE - TOTAL	-	12	12	-	-
USAF INSTITUTE OF TECHNOLOGY - TOTAL	4	6	6	1	3

Source: Statistics and Reports Division, Directorate of Data Systems and Statistics, Comptroller of the Air Force.

TABLE 169 - TECHNICAL TRAINING OF USAF CIVILIAN PERSONNEL BY AIR TRAINING COMMAND,
BY QUARTER - FY 1961

FISCAL YEAR BY QUARTER	UNDER INSTRUCTION (BEGINNING OF PERIOD)	DURING PERIOD			UNDER INSTRUCTION (END OF PERIOD)
		Entries	Graduates	Losses	
<u>TOTAL</u>	<u>279</u>	<u>5,695</u>	<u>5,440</u>	<u>77</u>	<u>457</u>
FIRST QUARTER (1 JUL 1960 THRU 30 SEP 1960) - TOTAL	279	774	699	24	330
SECOND QUARTER - TOTAL	330	1,623	1,673	15	265
THIRD QUARTER (1 JAN 1961 THRU 31 MAR 1961) - TOTAL	265	1,853	1,596	7	515
FOURTH QUARTER - TOTAL	515	1,445	1,472	31	457

Source: Statistics and Reports Division, Directorate of Data Systems and Statistics, Comptroller of the Air Force.

TABLE 170 - USAF PROFESSIONAL, TECHNOLOGICAL, AND COLLEGIATE TRAINING OF FOREIGN NATIONALS,
BY AIR UNIVERSITY, BY QUARTER - FY 1961

SCHOOL	UNDER INSTRUCTION (BEGINNING OF PERIOD)	DURING PERIOD			UNDER INSTRUCTION (END OF PERIOD)
		Entries	Graduates	Losses	
<u>FIRST QUARTER - TOTAL</u>	<u>48</u>	<u>125</u>	<u>67</u>	-	<u>106</u>
Air Command and Staff School - Total	39	51	-	-	90
Air War College - Total	-	5	-	-	5
USAF Institute of Technology - Total	9	69	67	-	11
<u>SECOND QUARTER - TOTAL</u>	<u>106</u>	<u>78</u>	<u>165</u>	-	<u>19</u>
Air Command and Staff School - Total	90	-	90	-	-
Air War College - Total	5	-	-	-	5
USAF Institute of Technology - Total	11	78	75	-	14
<u>THIRD QUARTER - TOTAL</u>	<u>19</u>	<u>112</u>	-	<u>1</u>	<u>130</u>
Air Command and Staff School - Total	-	112	-	-	112
Air War College - Total	5	-	-	-	5
USAF Institute of Technology - Total	14	-	-	1	13
<u>FOURTH QUARTER - TOTAL</u>	<u>130</u>	<u>125</u>	<u>232</u>	-	<u>23</u>
Air Command and Staff School - Total	112	40	139	-	13
Air War College - Total	5	-	5	-	-
USAF Institute of Technology - Total	13	85	88	-	10

Source: Statistics and Reports Division, Directorate of Data Systems and Statistics, Comptroller of the Air Force.

TABLE 171 - TECHNICAL TRAINING OF FOREIGN NATIONALS BY AIR TRAINING COMMAND,
BY QUARTER - FY 1961

FISCAL YEAR BY QUARTER AND TYPE OF PERSONNEL	UNDER INSTRUCTION (BEGINNING OF PERIOD)	DURING PERIOD			UNDER INSTRUCTION (END OF PERIOD)
		Entries	Graduates	Losses	
<u>TOTAL</u>	<u>1,187</u>	<u>3,125</u>	<u>3,463</u>	<u>176</u>	<u>673</u>
OFFICER - TOTAL	257	622	713	3	163
AIRMAN - TOTAL	930	2,503	2,750	173	510
<u>FIRST QUARTER - TOTAL</u>	<u>1,187</u>	<u>550</u>	<u>905</u>	-	<u>832</u>
Officer - Total	257	67	150	-	174
Airman - Total	930	483	755	-	658
<u>SECOND QUARTER - TOTAL</u>	<u>832</u>	<u>1,027</u>	<u>1,106</u>	<u>2</u>	<u>751</u>
Officer - Total	174	205	230	2	147
Airman - Total	658	822	876	-	604
<u>THIRD QUARTER - TOTAL</u>	<u>751</u>	<u>908</u>	<u>791</u>	<u>146</u>	<u>722</u>
Officer - Total	147	247	176	1	217
Airman - Total	604	661	615	145	505
<u>FOURTH QUARTER - TOTAL</u>	<u>722</u>	<u>640</u>	<u>661</u>	<u>28</u>	<u>673</u>
Officer - Total	217	103	157	-	163
Airman - Total	505	537	504	28	510

Source: Statistics and Reports Division, Directorate of Data Systems and Statistics, Comptroller of the Air Force

TABLE 172 TRAINING OF USAF MILITARY PERSONNEL IN US ARMY SCHOOLS - FY 1961

TYPE OF TRAINING	UNDER INSTRUCTION (BEGINNING OF PERIOD)	DURING PERIOD			UNDER INSTRUCTION (END OF PERIOD)
		Entries	Graduates	Losses	
OFFICERS					
TOTAL	<u>24</u>	<u>549</u>	<u>536</u>	<u>22</u>	<u>15</u>
Adjutant General School	-	-	-	-	-
Army Air Defense Orientation	-	108	108	-	-
Army Engineer	-	2	2	-	-
Army Language	2	3	4	-	1
Army Logistics Management Center	-	10	6	4	-
Army Management	-	16	15	1	-
Army Medical Service, Meat and Dairy Hygiene	-	43	37	6	-
Army Ordnance	-	3	2	1	-
Army Transportation	-	1	1	-	-
Army Signal	5	1	5	1	-
Army War College	-	-	-	-	-
Attache Course	-	100	86	6	8
CBR Weapons Orientation	-	33	33	-	-
Command and General Staff School	-	19	19	-	-
Defense Against Sound Equipment	-	-	-	-	-
Engineer School	-	-	-	-	-
Engineer Specialist	-	-	-	-	-
Industrial Security Orientation	-	48	48	-	-
Infantry School	-	8	6	2	-
Information Services	10	24	32	-	2
Judge Advocate General School	-	21	19	1	1
Medical Field Service	2	9	11	-	-
Nuclear Weapons	1	5	6	-	-
Preparation of Freight Air Shipment	-	3	3	-	-
Provost Marshal General School	-	16	14	-	2
Quartermaster School	-	26	26	-	-
Strategic Intelligence School	4	49	52	-	1
Walter Reed Army Institute of Research	-	1	1	-	-
AIRMEN					
TOTAL	<u>265</u>	<u>2,440</u>	<u>2,187</u>	<u>100</u>	<u>418</u>
Adjutant General School	72	43	87	10	18
Army Air Defense Orientation	-	-	-	-	-
Army Language	7	6	7	-	6
Army Logistics Management Center	-	-	-	-	-
Army Management	-	-	-	-	-
Army Medical Service, Meat and Dairy Hygiene	-	-	-	-	-
Army Ordnance	15	283	197	6	95
Army Transportation	-	10	10	-	-
Army Signal	-	140	121	9	10
Army War College	-	-	-	-	-
Attache Course	-	86	79	7	-
CBR Weapons Orientation	-	-	-	-	-
Command and General Staff School	-	-	-	-	-
Defense Against Sound Equipment	-	2	2	-	-

TABLE 172 - TRAINING OF USAF MILITARY PERSONNEL IN US ARMY SCHOOLS - FY 1961 (CONTINUED)

TYPE OF TRAINING	UNDER INSTRUCTION (BEGINNING OF PERIOD)	DURING PERIOD			UNDER INSTRUCTION (END OF PERIOD)
		Entries	Graduates	Losses	
AIRMEN (CONTINUED)					
Electric Power Production Repairman	-	6	-	-	6
Engineer School	76	545	506	20	95
Engineer Specialist	20	203	127	17	79
Ground Power Support	-	11	11	-	-
Guidance Systems Mechanic	-	12	6	-	6
Hydraulic Repairman	-	7	-	-	7
Industrial Security Orientation	-	-	-	-	-
Infantry School	1	44	42	3	-
Information	9	47	27	2	27
Judge Advocate General School	-	-	-	-	-
Liquid Fuel Supply Specialist	-	34	13	1	20
Medical Field Service	-	-	-	-	-
Medical Service Graduate School	-	-	-	-	-
Missile Test Equipment (Jupiter)	-	6	-	-	6
Nuclear Weapons	-	1	1	-	-
Preparation of Freight Air Shipment	-	22	22	-	-
Provost Marshal General School	-	6	5	-	1
Quartermaster School	62	916	911	25	42
Strategic Intelligence School	3	1	4	-	-
Vehicle and Equipment Processing	-	9	9	-	-

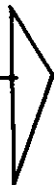
Source: Statistics and Reports Division, Directorate of Data Systems and Statistics, Comptroller of the Air Force.

TABLE 173 - TRAINING OF USAF MILITARY PERSONNEL IN US NAVY SCHOOLS - FY 1961

SCHOOL AND COURSE	UNDER INSTRUCTION (BEGINNING OF PERIOD)	DURING PERIOD			UNDER INSTRUCTION (END OF PERIOD)
		Entries	Graduates	Losses	
OFFICERS					
<u>TOTAL</u>	<u>23</u>	<u>280</u>	<u>253</u>	<u>38</u>	<u>12</u>
<u>EDUCATIONAL TRAINING - TOTAL</u>	<u>2</u>	<u>18</u>	<u>19</u>	<u>1</u>	-
Armed Forces Staff College	-	-	-	-	-
US Naval Preparatory School	-	-	-	-	-
US Naval Postgraduate School	2	2	3	1	-
US Naval War College	-	16	16	-	-
<u>TECHNICAL TRAINING - TOTAL</u>	<u>21</u>	<u>262</u>	<u>234</u>	<u>37</u>	<u>12</u>
Amphibian Operation	-	63	63	-	-
Atomic Defense Monitor	-	2	2	-	-
Atomic Weapons	-	1	1	-	-
Biological and Chemical Warfare	-	7	7	-	-
CEC Officer School	-	5	4	1	-
Damage Control School	2	12	13	1	-
Engineer Specialists	1	-	1	-	-
Firefighting	-	15	15	-	-
Fleet Anti-Air Warfare Training Center	-	6	6	-	-
Fleet Training Center	-	14	14	-	-
Land Ordnance	9	22	20	-	11
Land Ordnance, Refresher	-	14	13	1	-
Naval Intelligence	-	6	5	-	1
Naval Justice	-	5	-	5	-
Nuclear Weapons Disposal, Refresher	-	4	2	2	-
Nuclear Weapons Orientation	-	2	2	-	-
Nuclear Weapons Training Center	-	2	2	-	-
Underwater Swim School	-	26	3	23	-
US Naval School	-	21	19	2	-
Weapons Disposal	8	24	31	1	-
Weapons Disposal, Refresher	1	11	11	1	-
AIRMEN					
<u>TOTAL</u>	<u>192</u>	<u>1,423</u>	<u>1,350</u>	<u>186</u>	<u>79</u>
<u>EDUCATIONAL TRAINING - TOTAL</u>	-	<u>132</u>	-	<u>130</u>	<u>2</u>
Armed Forces Staff College	-	-	-	-	-
US Naval Preparatory School	-	132	-	130	2
US Naval Postgraduate School	-	-	-	-	-
US Naval War College	-	-	-	-	-
<u>TECHNICAL TRAINING - TOTAL</u>	<u>192</u>	<u>1,291</u>	<u>1,350</u>	<u>56</u>	<u>77</u>
Atomic Defense Monitor	-	15	15	-	-
Atomic Weapons	-	15	15	-	-
Biological and Chemical Warfare	-	8	8	-	-
Damage Control School	-	6	2	4	-
Engineer Specialists	-	15	13	2	-
Fleet Training Center	-	287	287	-	-
Firefighting	-	56	56	-	-
Land Ordnance	88	97	158	15	12
Land Ordnance, Refresher	8	149	147	2	8
Naval Intelligence	-	2	1	-	1
Naval Justice	10	40	40	-	10
Nuclear Weapons Orientation	-	13	13	-	-
Nuclear Weapons Training Center	-	12	12	-	-
Power Generator School	23	205	183	8	37
Practical Atomic Defense	-	14	14	-	-
Radiac Instrument Maintenance	-	3	3	-	-
Underwater Swim School	-	37	22	15	-
US Naval School	-	26	26	-	-
Weapons Disposal	60	193	242	10	1
Weapons Disposal, Refresher	3	98	93	-	8

Source: Statistics and Reports Division, Directorate of Data Systems and Statistics, Comptroller of the Air Force.

Civilian Personnel



PART X



INTRODUCTION

Tables included in this subject matter area provide summary data for paid, on the rolls civilian personnel, whether compensated directly by the Air Force or indirectly by Air Force through local arrangements and agreements with foreign countries. Excluded from the data are (1) civilian employees of private contractors, (2) civilian employees of military non-appropriated fund agencies such as post exchanges and commissaries, and (3) WOC (without compensation) civilian employees of the Air Force.

DEFINITIONSACCESSION

Action resulting in the addition of a civilian employee to the Department of the Air Force.

APPOINTMENT

1. Excepted: Employees appointed without regard to the competitive requirements of the Civil Service rules and regulations to positions excepted by statute, by executive order, or by authority of Schedule A, B, or C.
2. Excepted, permanent: Employees serving under excepted appointments or personal service contracts which contain no conditions or restrictions as to tenure.
3. Excepted, limited or conditional: Employees serving under excepted appointments or personal service contracts which specify either conditional or indefinite tenure, or specific time limitations.
4. Competitive, career: Appointments from Civil Service registers to positions which are not filled by career conditional appointments and to other positions of persons who have previously met the service requirements.
5. Competitive, career-conditional: Appointments from Civil Service registers which are conditional until a length of creditable service requirement (3 years) has been met.
6. Indefinite: Employees who were serving under indefinite appointments in the competitive service on January 23, 1955, and who were not converted to career or career-conditional appointments under the provisions of Executive Order 10577. Most of these employees were hired during the period December 1, 1950, through January 23, 1955, when permanent appointments were authorized only in rare instances.
7. Temporary Appointment: Civilians serving under temporary appointments for indefinite limited periods (one year or less).

EMPLOYEES

1. Departmental Civilian Employees: Employee designation indicating appointment to Headquarters, USAF.
2. Direct-Hire: Employees performing personal services for the Air Force and who are paid directly by the Air Force.
3. Full-Time: Employees regularly required to work, as a minimum, the number of hours and days required by administrative work week for their employment group or class, regardless of the nature of appointments.
4. General Schedule (GS): A schedule of civilian personnel which includes former Professional and Scientific Service (P Service), Clerical, Administrative, and Fiscal Service (CAF), and the Sub-professional Service (SP Service) established by Classification Act 1949 (PL 429, 81st Congress) replacing Classification Act of 1923, as amended.
5. Indirect-Hire: Employees performing personal services for the Air Force and under the supervision of the Air Force. Payments are made for these services by the Air Force to a foreign government or other agency which in turn pays the employees concerned.
6. Intermittent: Employees employed on an irregular or occasional basis whose hours or days of work are not based on a prearranged schedule, and who are compensated only for the time when actually employed or for service actually rendered. (Includes WAE-Special Consultants and Other than Special Consultants).
7. Part-Time: Employees regularly employed on a prearranged schedule whose working time is less than that prescribed for full-time employees in the same group or class; excludes special consultants.
8. Salaried: Employees occupying positions subject to the Classification Act of 1949 as amended plus a few employees whose compensation is established by Acts other than the Classification Act, by executive order, or by administrative determination.

DEFINITIONS (CONTINUED)HEADQUARTERS, USAF

Includes Office of the Secretary of the Air Force, Central Control Group, and the Air Staff.

SEPARATION

Action resulting in the loss of a civilian employee from the Department of the Air Force.

VETERANS' PREFERENCE

The preference, with respect to conditions of employment, as allowed under the Veterans Preference Act as amended. This preference covers ex-servicemen, mothers entitled to preference under Public Laws 396 and 888 (80th Congress), wives of service connected disabled ex-servicemen, and widows of servicemen or ex-servicemen.

5 Point:

1. Veterans (Male and Female) - Civilians employed as of the end of the month who were "Veterans" resulting from their own full-time active duty in the Armed Forces of the United States during a war, during the period April 28, 1952, through July 1, 1955, or in a campaign or expedition for which a campaign badge (service medal) has been authorized.

10 Point:

1. Mothers - Civilians employed at the end of the month who had established veterans' preference as the mother of a deceased "Veteran", son or daughter who served on honorable duty in the US Service or the mother of a permanently disabled "Veteran" providing the mother is widowed, divorced, or the wife of a permanently disabled husband (living husband may or may not be the father of the "Veteran").

2. Veterans (Male and Female) - Civilians employed as of the end of the month who were "Veterans" resulting from their own full-time active duty at any time (peacetime as well as wartime), provided there is service connected disability.

3. Widows - Civilians employed at the end of the month who established veterans' preference as the unremarried widows of deceased veterans.

4. Wives - Civilians employed at the end of the month who had established veterans preference as wives of service connected disabled veterans.

WAGE BOARD EMPLOYEES

Category of employees who are paid according to prevailing wage board determinations in the area of their employment.

WHEN ACTUALLY EMPLOYED (WAE) EMPLOYEES

See Intermittent Employees (Civilian Personnel).

CANAL ZONE MERIT SYSTEM

Implemented by Public Law 85-550, approved July 25, 1958, this new system basically provides that all personnel in the Canal Zone, whether US citizens or not, compete equally for positions except where employment of US citizens is required for security reasons.

TABLE 174 - USAF CIVILIAN EMPLOYEES, WORLD-WIDE, AT END OF QUARTER - FY 1961

END OF QUARTER	WORLD-WIDE			CONTI- NENTAL US	OVERSEAS			INDIRECT HIRE (NON- CITIZENS)
	TOTAL	US Citizens	Non- Citizens		TOTAL	Direct Hire		
						US Citizens	Non-Citizens	
30 September (1960)	352,630	287,126	65,504	272,880	79,750	14,246	19,613	45,891
31 December	351,789	287,212	64,577	273,033	78,756	14,179	19,359	45,218
March (1961)	349,788	286,736	63,052	272,944	76,844	13,792	19,499	43,553
June	345,804	283,636	62,168	270,214	75,590	13,422	19,740	42,428

Source: Statistics and Reports Division, Directorate of Data Systems and Statistics, Comptroller of the Air Force

TABLE 175 - CIVILIAN EMPLOYEES BY DUTY LOCATION WITHIN CONTINENTAL US, AT END OF QUARTER - FY 1961

(The distribution of strength is by duty location, rather than the location of the unit of appointment. Personnel who are stationed outside the Continental US, but who are appointed to units within the Continental US are excluded; personnel who are stationed in the Continental US, but who are appointed to units outside the Continental US are included.)

STATE	30 SEP (1960)	31 DEC	31 MAR (1961)	30 JUN	STATE	30 SEP (1960)	31 DEC	31 MAR (1961)	30 JUN
TOTAL	272,880	273,033	272,944	270,214	Montana	698	776	814	746
Alabama	18,556	18,535	18,666	18,244	Nebraska	1,641	1,669	1,692	1,920
Arizona	3,263	3,124	3,241	3,259	Nevada	1,622	1,609	1,666	1,663
Arkansas	575	600	610	631	New Hampshire	619	618	709	650
California	37,618	37,459	37,393	37,414	New Jersey	1,969	1,980	1,975	2,104
Colorado	7,685	7,779	7,888	8,019	New Mexico	4,067	4,080	4,091	4,117
Connecticut	281	290	290	304	New York	12,317	12,372	12,257	11,194
Delaware	1,150	1,177	1,144	1,131	North Carolina	971	989	1,036	1,034
District of Columbia	6,672	6,797	6,665	6,805	North Dakota	486	523	558	540
Florida	7,718	7,736	7,655	7,607	Ohio	25,098	25,116	24,855	24,520
Georgia	17,847	17,535	17,328	17,021	Oklahoma	20,079	19,986	20,216	19,783
Idaho	339	355	353	345	Oregon	575	590	602	611
Illinois	5,312	5,305	5,615	5,118	Pennsylvania	11,522	11,347	11,286	11,194
Indiana	1,029	1,095	1,161	711	Rhode Island	8	8	8	8
Iowa	88	97	107	321	South Carolina	2,152	2,247	2,278	2,284
Kansas	2,753	2,533	2,206	1,916	South Dakota	475	523	527	519
Kentucky	23	29	25	25	Tennessee	2,282	2,071	2,029	2,029
Louisiana	1,539	1,569	1,563	1,584	Texas	37,276	37,340	37,328	37,069
Maine	1,181	1,379	1,393	1,155	Utah	11,572	11,714	11,730	11,647
Maryland	2,216	2,251	2,305	2,453	Vermont	36	35	35	34
Massachusetts	4,735	4,869	4,941	4,933	Virginia	2,256	2,299	2,310	2,233
Michigan	1,857	1,954	1,985	3,131	Washington	2,861	2,960	2,993	2,968
Minnesota	707	706	696	707	West Virginia	17	18	17	17
Mississippi	3,389	3,213	3,174	3,228	Wisconsin	859	851	589	631
Missouri	4,277	4,283	4,273	3,975	Wyoming	612	642	666	662

Source: Statistics and Reports Division, Directorate of Data Systems and Statistics, Comptroller of the Air Force

TABLE 176 - CIVILIAN EMPLOYEES BY DUTY LOCATION OUTSIDE CONTINENTAL US,
AT END OF QUARTER - FY 1961

(The distribution of command strength is by duty location, rather than the location of the unit of appointment. Personnel who are stationed outside the Continental US, but who are appointed to units within the Continental US are included; personnel who are stationed in the Continental US, but who are appointed to units outside the Continental US are excluded).

COUNTRY	30 SEPTEMBER (1960.)	31 DECEMBER	31 MARCH (1961)	30 JUNE
<u>TOTAL</u>	<u>33,859</u>	<u>33,538</u>	<u>33,291</u>	<u>33,162</u>
Alaska	2,824	2,533	2,085	2,325
Argentina	9	9	9	9
Australia	1	-	-	-
Austria	8	7	7	7
Azores	1,497	1,504	1,523	1,543
Belgium	35	41	41	41
Bermuda	616	632	624	634
Bolivia	2	2	2	2
Brazil	26	26	26	26
Canada	2,824	2,743	2,765	2,680
Canal Zone	819	821	826	821
Chile	3	3	3	3
Colombia	3	2	2	2
Crete	68	18	18	13
Cuba	1	1	1	1
Czechoslovakia	5	5	5	5
Denmark	6	7	7	6
Ecuador	2	1	1	2
Egypt	2	2	2	3
El Salvador	1	1	1	1
Ethiopia	11	11	11	11
France	687	685	709	658
Germany	1,345	1,495	1,471	1,370
Greece	276	6	6	3
Greenland	2	6	7	11
Guam	1,016	976	982	965
Guatemala	6	6	6	6
Haiti	2	2	2	2
Hawaii	2,708	2,741	2,813	2,806
Honduras	1	1	1	1
Hong Kong	1	1	1	1
Hungary	2	2	2	2
Iceland	688	727	748	761
India	2	2	2	2
Indonesia	3	3	3	3
Iran	3	3	3	3
Iraq	4	4	4	4
Israel	6	6	6	6
Italy	478	497	569	580
Japan	1,894	1,922	1,815	1,733
Johnston Island	10	9	8	11

TABLE 176 - CIVILIAN EMPLOYEES BY DUTY LOCATION OUTSIDE CONTINENTAL US,
AT END OF QUARTER - FY 1961 (CONTINUED)

COUNTRY	30 SEPTEMBER (1960)	31 DECEMBER	31 MARCH (1961)	30 JUNE
Korea	1,728	1,759	1,767	1,773
Lebanon	1	1	1	1
Libya	878	841	834	825
Mexico	1	1	1	1
Morocco	325	332	390	293
Netherlands	18	21	22	17
Nicaragua	1	1	1	-
Norway	13	12	12	11
Okinawa	3,917	3,959	3,841	3,970
Pakistan	178	207	196	263
Paraguay	1	1	1	1
Peru	8	8	8	8
Philippine Islands	3,645	3,629	3,628	3,466
Poland	-	1	1	1
Portugal	12	12	11	12
Puerto Rico	439	443	435	437
Rumania	-	-	3	3
Russia	3	3	3	3
Ryukyus Islands	30	30	133	139
Saudi Arabia	107	99	101	103
South Africa	7	6	6	6
Spain	2,788	2,849	2,820	2,821
Sweden	12	12	12	12
Switzerland	6	6	6	6
Taiwan	347	387	404	388
Thailand	1	1	1	1
Turkey	677	640	698	739
United Kingdom	801	795	818	779
Uruguay	3	3	3	3
Venezuela	4	4	5	5
Yugoslavia	11	12	12	12

Source: Statistics and Reports Division, Directorate of Data Systems and Statistics, Comptroller of the Air Force

TABLE 177 - CIVILIAN EMPLOYEES BY CATEGORY, BY GRADE, WORLD-WIDE, AT END OF QUARTER - FY 1961

CATEGORY AND GRADE	WORLD-WIDE				CONTINENTAL US				OVERSEAS			
	30 SEPTEMBER (1960)	31 DECEMBER	31 MARCH (1961)	30 JUNE	30 SEPTEMBER (1960)	31 DECEMBER	31 MARCH (1961)	30 JUNE	30 SEPTEMBER (1960)	31 DECEMBER	31 MARCH (1961)	30 JUNE
TOTAL	<u>306,739</u>	<u>306,571</u>	<u>306,235</u>	<u>303,376</u>	<u>272,880</u>	<u>273,033</u>	<u>272,944</u>	<u>270,214</u>	<u>33,859</u>	<u>33,538</u>	<u>33,291</u>	<u>33,162</u>
SALARIED - TOTAL	151,697	153,723	154,596	153,833	142,003	143,826	144,448	144,348	9,694	9,897	10,148	9,485
<u>General Schedule - Total</u>	<u>149,206</u>	<u>150,975</u>	<u>151,574</u>	<u>151,395</u>	<u>141,923</u>	<u>143,743</u>	<u>144,358</u>	<u>144,250</u>	<u>7,283</u>	<u>7,232</u>	<u>7,216</u>	<u>7,145</u>
1	120	75	73	93	63	73	70	75	57	2	3	18
2	3,258	3,127	2,856	2,656	3,128	3,009	2,761	2,551	130	118	95	105
3	25,850	25,599	24,847	23,965	24,767	24,524	23,775	22,930	1,083	1,075	1,072	1,035
4	28,121	28,337	28,696	28,575	26,473	26,698	27,103	27,048	1,648	1,639	1,593	1,527
5	20,074	20,302	20,261	20,457	19,083	19,280	19,197	19,366	991	1,022	1,064	1,091
6	6,756	6,940	7,114	7,210	6,360	6,555	6,716	6,824	396	385	398	386
7	12,968	13,058	12,999	12,876	12,492	12,576	12,538	12,432	476	482	461	444
8	1,738	1,758	1,739	1,788	1,631	1,649	1,622	1,660	107	109	117	128
9	16,715	17,088	17,406	17,413	16,164	16,553	16,869	16,884	551	535	537	529
10	1,565	1,539	1,492	1,468	1,410	1,377	1,336	1,325	155	162	156	143
11	14,383	14,923	15,287	15,475	13,660	14,207	14,574	14,756	723	716	713	719
12	9,400	9,562	9,770	10,096	8,810	8,953	9,145	9,460	590	609	625	636
13	5,287	5,479	5,744	5,951	5,014	5,207	5,467	5,662	273	272	277	289
14	2,072	2,249	2,332	2,403	1,990	2,167	2,250	2,329	82	82	82	74
15	828	868	886	892	807	844	863	873	21	24	23	19
16	50	48	48	51	50	48	48	49	-	-	-	2
17	16	18	19	19	16	18	19	19	-	-	-	-
18	5	5	5	7	5	5	5	7	-	-	-	-
<u>Public Law 86-91 - Total</u>	<u>2,286</u>	<u>2,532</u>	<u>2,558</u>	<u>1,966</u>	-	-	-	-	<u>2,286</u>	<u>2,532</u>	<u>2,558</u>	<u>1,966</u>
<u>Public Law 313 - Total</u>	<u>75</u>	<u>78</u>	<u>87</u>	<u>94</u>	<u>74</u>	<u>77</u>	<u>86</u>	<u>92</u>	<u>1</u>	<u>1</u>	<u>1</u>	<u>2</u>
<u>Canal Zone Merit System - Total</u>	<u>124</u>	<u>132</u>	<u>a/ 373</u>	<u>a/ 372</u>	-	-	-	-	<u>124</u>	<u>132</u>	<u>a/ 373</u>	<u>a/ 372</u>
<u>Presidential Appointees - Total</u>	<u>2</u>	<u>2</u>	<u>3</u>	<u>2</u>	<u>2</u>	<u>2</u>	<u>3</u>	<u>2</u>	-	-	-	-
<u>Other - Total</u>	<u>1</u>	<u>1</u>	<u>1</u>	<u>1</u>	<u>1</u>	<u>1</u>	<u>1</u>	<u>1</u>	-	-	-	-
WAGE BOARD - TOTAL	154,944	152,650	151,503	149,431	130,781	129,011	128,366	125,759	24,163	23,639	23,137	23,672
<u>Canal Zone Merit System</u>	<u>691</u>	<u>687</u>	<u>448</u>	<u>445</u>	-	-	-	-	<u>691</u>	<u>687</u>	<u>448</u>	<u>445</u>
Wage Board Foremen	11,728	11,675	11,654	11,763	10,917	10,881	10,915	11,032	811	794	739	731
Wage Board Leaders	10,224	9,755	9,509	8,679	9,805	9,355	9,135	8,312	419	400	374	367
Wage Board	112,655	111,173	110,420	108,892	109,414	108,195	107,753	105,909	3,241	2,978	2,667	2,983
Trainees and Other	678	643	615	550	645	580	563	506	33	63	52	44
Foreign Nationals	18,968	18,717	18,857	19,102	-	-	-	-	18,968	18,717	18,857	19,102
SPECIAL CONSULTANTS - TOTAL	<u>98</u>	<u>198</u>	<u>136</u>	<u>112</u>	<u>96</u>	<u>196</u>	<u>130</u>	<u>107</u>	<u>2</u>	<u>2</u>	<u>6</u>	<u>2</u>

a/ Includes noncitizens who are salaried who were previously included under Canal Zone Merit System - Wage Board.
 Source: Statistics and Reports Division, Directorate of Data Systems and Statistics, Comptroller of the Air Force

TABLE 178 - CIVILIAN EMPLOYEES BY TYPE OF APPOINTMENT, BY EMPLOYEE GROUP, WORLD-WIDE
AT END OF QUARTER - FY 1961

LOCATION AND TYPE OF APPOINTMENT	30 SEPTEMBER (1960)	31 DECEMBER	31 MARCH (1961)	30 JUNE
<u>WORLD-WIDE - TOTAL</u>	<u>306,739</u>	<u>306,571</u>	<u>306,235</u>	<u>303,376</u>
<u>Competitive, Career - Total</u>	<u>231,243</u>	<u>230,149</u>	<u>229,862</u>	<u>227,933</u>
Salaried	112,412	113,511	114,695	114,944
Wage Board	118,831	116,638	115,167	112,989
<u>Competitive, Career-Conditional - Total</u>	<u>44,823</u>	<u>46,080</u>	<u>45,992</u>	<u>44,536</u>
Salaried	31,606	32,547	32,059	30,921
Wage Board	13,217	13,533	13,933	13,615
<u>Competitive, Limited Tenure - Total</u>	<u>6,546</u>	<u>6,321</u>	<u>6,296</u>	<u>6,612</u>
Salaried	3,704	3,541	3,488	3,862
Wage Board	2,842	2,780	2,808	2,750
<u>Excepted, Limited, or Conditional - Total</u>	<u>21,926</u>	<u>21,829</u>	<u>21,848</u>	<u>22,129</u>
Salaried	2,736	2,955	2,901	2,730
Wage Board	19,190	18,874	18,947	19,399
<u>Excepted, Permanent - Total</u>	<u>2,201</u>	<u>2,192</u>	<u>2,237</u>	<u>2,166</u>
Salaried	1,337	1,367	1,350	1,251
Wage Board	864	825	887	915
 <u>CONTINENTAL US - TOTAL</u>	 <u>272,880</u>	 <u>273,033</u>	 <u>272,944</u>	 <u>270,214</u>
<u>Competitive Career - Total</u>	<u>223,448</u>	<u>222,300</u>	<u>222,236</u>	<u>220,439</u>
Salaried a/	107,920	108,916	110,033	110,413
Wage Board	115,528	113,384	112,203	110,026
<u>Competitive, Career-Conditional - Total</u>	<u>42,677</u>	<u>43,978</u>	<u>44,059</u>	<u>42,705</u>
Salaried	30,157	31,119	30,690	29,636
Wage Board	12,520	12,859	13,369	13,069
<u>Competitive, Limited Tenure - Total</u>	<u>5,405</u>	<u>5,325</u>	<u>5,339</u>	<u>5,524</u>
Salaried	2,873	2,776	2,750	3,058
Wage Board	2,532	2,549	2,589	2,466
<u>Excepted, Limited, or Conditional - Total</u>	<u>494</u>	<u>594</u>	<u>503</u>	<u>711</u>
Salaried b/	406	488	414	640
Wage Board	88	106	89	71
<u>Excepted, Permanent - Total</u>	<u>856</u>	<u>836</u>	<u>807</u>	<u>835</u>
Salaried	743	723	691	708
Wage Board	113	113	116	127
 <u>OVERSEA - TOTAL</u>	 <u>33,859</u>	 <u>33,538</u>	 <u>33,291</u>	 <u>33,162</u>
<u>Competitive, Career - Total</u>	<u>7,795</u>	<u>7,849</u>	<u>7,626</u>	<u>7,494</u>
Salaried	4,492	4,595	4,662	4,531
Wage Board	3,303	3,254	2,964	2,963
<u>Competitive, Career-Conditional - Total</u>	<u>2,146</u>	<u>2,102</u>	<u>1,933</u>	<u>1,831</u>
Salaried	1,449	1,428	1,369	1,285
Wage Board	697	674	564	546
<u>Competitive, Limited Tenure - Total</u>	<u>1,141</u>	<u>996</u>	<u>957</u>	<u>1,088</u>
Salaried	831	765	738	804
Wage Board	310	231	219	284
<u>Excepted, Limited, or Conditional - Total</u>	<u>21,432</u>	<u>21,235</u>	<u>21,345</u>	<u>21,418</u>
Salaried b/	2,330	2,467	2,487	2,090
Wage Board	19,102	18,768	18,858	19,328
<u>Excepted, Permanent - Total</u>	<u>1,345</u>	<u>1,356</u>	<u>1,430</u>	<u>1,331</u>
Salaried	594	644	659	543
Wage Board	751	712	771	788

a/ Includes Presidential Appointees.
b/ Includes Special Consultants.

Source: Statistics and Reports Division, Directorate of Data Systems and Statistics, Comptroller of the Air Force

TABLE 179 WAE (WHEN ACTUALLY EMPLOYED) EMPLOYEES AND PRESIDENTIAL APPOINTEES, WORLD-WIDE,
AT END OF QUARTER - FY 1961

END OF QUARTER AND LOCATION	PRESIDENTIAL APPOINTEES	WAE (SPECIAL CONSULTANTS) a/	WAE (OTHER THAN SPECIAL CONSULTANTS) a/		
			TOTAL	SALARIED	WAGE BOARD
<u>TOTAL</u>	<u>54</u>	<u>1,832</u>	<u>6,663</u>	<u>2,834</u>	<u>3,829</u>
CONTINENTAL US - TOTAL	54	1,773	4,330	1,649	2,681
OVERSEA - TOTAL	-	59	2,333	1,185	1,148
<u>First Quarter - Total</u>	<u>15</u>	<u>640</u>	<u>1,540</u>	<u>449</u>	<u>1,091</u>
Continental US	15	613	1,141	382	759
Oversea	-	27	399	67	332
<u>Second Quarter - Total</u>	<u>15</u>	<u>370</u>	<u>1,686</u>	<u>706</u>	<u>980</u>
Continental US	15	364	1,102	413	689
Oversea	-	6	584	293	291
<u>Third Quarter - Total</u>	<u>11</u>	<u>427</u>	<u>1,694</u>	<u>834</u>	<u>860</u>
Continental US	11	417	1,046	436	610
Oversea	-	10	648	398	250
<u>Fourth Quarter - Total</u>	<u>13</u>	<u>395</u>	<u>1,743</u>	<u>845</u>	<u>898</u>
Continental US	13	379	1,041	418	623
Oversea	-	16	702	427	275

a/ Figures represent personnel who worked for any length of time during the month.

Source: Statistics and Reports Division, Directorate of Data Systems and Statistics, Comptroller of the Air Force

TABLE 180 - CIVILIAN EMPLOYEES WITH VETERANS PREFERENCE, BY PREFERENCE POINTS
WITHIN MAJOR AIR COMMANDS, WORLD-WIDE - AT END OF QUARTER FY 1961

COMMAND	30 SEPTEMBER 1960		31 DECEMBER		31 MARCH 1961		30 JUNE	
	5 and 10 Point Vets	10 Point Vets	5 and 10 Point Vets	10 Point Vets	5 and 10 Point Vets	10 Point Vets	5 and 10 Point Vets	10 Point Vets
<u>WORLD-WIDE - TOTAL</u>	<u>154,095</u>	<u>27,643</u>	<u>154,001</u>	<u>27,617</u>	<u>153,969</u>	<u>27,680</u>	<u>152,710</u>	<u>27,384</u>
<u>CONTINENTAL US - TOTAL</u>	<u>148,130</u>	<u>27,189</u>	<u>148,104</u>	<u>27,159</u>	<u>148,242</u>	<u>27,231</u>	<u>146,944</u>	<u>26,926</u>
Aeronautical Chart and Information Center <u>a/</u>	2,012	272	2,019	275	2,037	298	2,007	294
Air Defense Command	4,878	971	5,012	982	5,099	1,004	5,176	1,012
Air Force Accounting and Finance Center	622	197	620	190	626	189	631	190
Air Materiel Command <u>b/</u>	83,662	14,974	83,287	14,878	83,206	14,888	81,524	14,532
Air Research and Development Command <u>c/</u>	12,323	2,162	12,126	2,128	12,186	2,148	12,613	2,226
Air Training Command	12,965	2,652	13,051	2,717	12,940	2,693	12,805	2,677
Air University	1,152	274	1,190	289	1,191	293	1,180	285
Continental Air Command	6,604	949	6,640	958	6,643	935	6,252	836
Headquarters Command, USAF	2,758	450	2,763	454	2,769	449	2,852	465
Headquarters US Air Force	1,553	257	1,556	252	1,555	258	1,548	256
Military Air Transport Service	5,369	922	5,514	959	5,519	956	5,533	952
Office of Aerospace Research <u>d/</u>	-	-	-	-	-	-	545	91
Strategic Air Command	8,749	1,982	9,178	2,044	9,196	2,044	8,973	2,026
Tactical Air Command	3,936	815	3,583	721	3,671	749	3,703	763
USAF Academy	1,088	208	1,109	213	1,142	225	1,139	219
USAF Security Service	459	104	456	99	462	102	463	102
<u>OVERSEA - TOTAL</u>	<u>5,965</u>	<u>454</u>	<u>5,897</u>	<u>458</u>	<u>5,727</u>	<u>449</u>	<u>5,766</u>	<u>458</u>
Aeronautical Chart and Information Center <u>a/</u>	3	-	3	-	3	-	3	-
Air Defense Command	1	-	4	-	5	1	-	-
Air Materiel Command <u>b/</u>	532	50	538	48	471	39	464	36
Air Research and Development Command <u>c/</u>	2	1	1	-	-	-	10	2
Alaskan Air Command	1,090	87	1,015	87	819	66	913	75
Caribbean Air Command	72	7	72	7	71	7	72	7
Headquarters Command, USAF	95	7	92	7	85	6	77	4
Headquarters US Air Force	1	-	1	-	1	-	-	-
Military Air Transport Service	729	54	716	52	734	53	736	53
Office of Aerospace Research <u>d/</u>	-	-	-	-	-	-	-	-
Pacific Air Forces	1,916	151	1,931	163	1,993	174	1,963	166
Strategic Air Command	714	48	727	49	743	57	747	63
US Air Forces, Europe	798	48	784	45	787	46	764	51
USAF Security Service	12	1	13	-	15	-	17	1

a/ Designated as a separate operating agency, 1 July 1960

b/ Redesignated as Air Force Logistics Command, 1 April 1961

c/ Redesignated Air Force Systems Command and Office of Aerospace Research (a separate operating agency), 1 April 1961

d/ Designated as a separate operating agency, 1 April 1961. It was originally a part of Air Research and Development Command.

Source: Statistics and Reports Division, Directorate of Data Systems and Statistics, Comptroller of the Air Force

TABLE 181 - CIVILIAN EMPLOYEES BY SEX, BY LOCATION, WORLD-WIDE, AT END OF QUARTER - FY 1961

SEX IDENTIFICATION AND LOCATION BY COMMAND	31 SEPTEMBER (1960)	31 DECEMBER	31 MARCH (1961)	30 JUNE
	WORLD-WIDE			
<u>TOTAL</u>	<u>306,739</u>	<u>306,571</u>	<u>306,235</u>	<u>303,376</u>
MALE - TOTAL	220,991	220,272	219,963	218,800
FEMALE - TOTAL	85,748	86,299	86,272	84,576
	CONTINENTAL US			
<u>CONTINENTAL US - TOTAL</u>	<u>272,880</u>	<u>273,033</u>	<u>272,944</u>	<u>270,214</u>
MALE - TOTAL	195,593	195,197	195,199	193,616
FEMALE - TOTAL	77,287	77,836	77,745	76,598
<u>Aeronautical Chart and Information Center - Total a/</u>	<u>3,258</u>	<u>3,261</u>	<u>3,260</u>	<u>3,199</u>
Male	2,491	2,494	2,505	2,476
Female	767	767	755	723
<u>Air Defense Command - Total b/</u>	<u>9,659</u>	<u>9,831</u>	<u>9,985</u>	<u>10,078</u>
Male	6,187	6,347	6,430	6,548
Female	3,472	3,484	3,555	3,530
<u>Air Force Accounting and Finance Division - Total</u> .	<u>1,725</u>	<u>1,732</u>	<u>1,728</u>	<u>1,708</u>
Male	610	616	621	624
Female	1,115	1,116	1,107	1,084
<u>Air Materiel Command - Total</u>	<u>151,653</u>	<u>151,002</u>	<u>150,748</u>	<u>146,335</u>
Male	115,353	114,749	114,629	112,205
Female	36,300	36,253	36,119	34,130
<u>Air Research and Development Command - Total c/</u> . . .	<u>23,151</u>	<u>22,956</u>	<u>23,109</u>	<u>24,442</u>
Male	16,579	16,251	16,306	16,829
Female	6,572	6,705	6,803	7,613
<u>Air Training Command - Total</u>	<u>23,779</u>	<u>23,909</u>	<u>23,662</u>	<u>23,492</u>
Male	16,056	16,090	15,880	15,728
Female	7,723	7,819	7,782	7,764
<u>Air University - Total</u>	<u>2,293</u>	<u>2,351</u>	<u>2,330</u>	<u>2,308</u>
Male	1,349	1,387	1,391	1,380
Female	944	974	939	928
<u>Continental Air Command - Total</u>	<u>9,779</u>	<u>9,761</u>	<u>9,753</u>	<u>9,160</u>
Male	7,229	7,230	7,249	6,828
Female	2,550	2,531	2,504	2,332
<u>Headquarters Command, USAF - Total</u>	<u>5,990</u>	<u>6,017</u>	<u>5,920</u>	<u>6,056</u>
Male	3,696	3,697	3,661	3,786
Female	2,294	2,320	2,259	2,270
<u>Headquarters US Air Force - Total</u>	<u>4,684</u>	<u>4,764</u>	<u>4,741</u>	<u>4,827</u>
Male	1,954	1,986	1,961	1,997
Female	2,730	2,778	2,780	2,830
<u>Office of Aerospace Research - Total d/</u>	-	-	-	<u>1,187</u>
Male	-	-	-	888
Female	-	-	-	299
<u>Military Air Transport Service - Total</u>	<u>9,633</u>	<u>10,111</u>	<u>10,128</u>	<u>10,104</u>
Male	6,444	6,596	6,590	6,612
Female	3,189	3,515	3,538	3,492
<u>Strategic Air Command - Total</u>	<u>17,382</u>	<u>18,065</u>	<u>18,106</u>	<u>17,814</u>
Male	10,964	11,502	11,542	11,221
Female	6,418	6,563	6,564	6,593

TABLE 181 - CIVILIAN EMPLOYEES BY SEX, BY LOCATION, WORLD-WIDE, AT END OF QUARTER
 FY 1961 - (CONTINUED)

SEX IDENTIFICATION AND LOCATION BY COMMAND	31 SEPTEMBER (1960)	31 DECEMBER	31 MARCH (1961)	30 JUNE
CONTINENTAL US				
<u>Tactical Air Command - Total</u>	7,333	6,649	6,811	6,836
Male	4,866	4,415	4,544	4,581
Female	2,467	2,234	2,267	2,255
<u>USAF Academy - Total</u>	1,676	1,739	1,782	1,780
Male	1,305	1,330	1,374	1,397
Female	371	409	408	383
<u>USAF Security Service - Total</u>	885	875	881	888
Male	510	507	516	516
Female	375	368	365	372
OVERSEAS				
<u>OVERSEAS - TOTAL</u>	33,859	33,538	33,291	33,162
MALE - TOTAL	25,398	25,075	24,764	25,184
FEMALE - TOTAL	8,461	8,463	8,527	7,978
<u>Aeronautical Chart and Information Center - Total</u>	5	5	5	5
Male	3	3	3	3
Female	2	2	2	2
<u>Air Defense Command - Total</u>	649	538	553	580
Male	605	519	533	560
Female	44	19	20	20
<u>Air Materiel Command - Total</u>	1,234	1,226	1,062	1,036
Male	849	843	751	745
Female	385	383	311	291
<u>Air Research and Development Command - Total</u>	28	32	29	32
Male	5	6	5	26
Female	23	26	24	6
<u>Alaskan Air Command - Total</u>	2,684	2,386	1,938	2,159
Male	1,869	1,640	1,293	1,553
Female	815	746	645	606
<u>Caribbean Air Command - Total</u>	852	855	859	854
Male	676	674	672	669
Female	176	181	187	185
<u>Headquarters Command, USAF - Total</u>	479	461	452	443
Male	298	290	281	273
Female	181	171	171	170
<u>Headquarters US Air Force - Total</u>	1	1	1	-
Male	1	1	1	-
Female	-	-	-	-
<u>Military Air Transport Service - Total</u>	4,553	4,671	4,676	4,680
Male	3,496	3,575	3,572	3,629
Female	1,057	1,096	1,104	1,051
<u>Office of Aerospace Research - Total</u>	-	-	-	25
Male	-	-	-	5
Female	-	-	-	20
<u>Pacific Air Forces - Total</u>	12,025	12,126	12,280	12,203
Male	9,784	9,876	9,899	9,909
Female	2,241	2,250	2,381	2,294

TABLE 181 - CIVILIAN EMPLOYEES BY SEX, BY LOCATION, WORLD-WIDE, AT END OF QUARTER
FY 1961 - (CONTINUED)

SEX IDENTIFICATION AND LOCATION BY COMMAND	31 SEPTEMBER (1960)	31 DECEMBER	31 MARCH (1961)	30 JUNE
	OVERSEAS (Continued)			
<u>Strategic Air Command - Total a/</u>	6,403	6,448	6,471	6,300
Male	4,947	4,974	4,976	4,954
Female	1,456	1,474	1,495	1,346
<u>US Air Forces in Europe - Total</u>	4,464	4,296	4,409	4,174
Male	2,430	2,220	2,266	2,235
Female	2,034	2,076	2,143	1,939
<u>USAF Security Service - Total</u>	482	493	556	671
Male	435	454	512	623
Female	47	39	44	48

a/ Designated as a separate operating agency, 1 July 1960.

b/ Redesignated as Air Force Logistics Command, 1 April 1961.

c/ Redesignated Air Force Systems Command and Office of Aerospace Research (a separate operating agency), 1 April 61.

d/ Designated as a separate operating agency, 1 April 1961. Was originally part of Air Research and Development.

Source: Statistics and Reports Division, Directorate of Data Systems and Statistics, Comptroller of the Air Force

TABLE 182 - CIVILIAN EMPLOYEES BY CITIZENSHIP OR NONCITIZENSHIP STATUS, BY COMMAND OVERSEAS,
AT END OF QUARTER - FY 1961

LOCATION AND CITIZENSHIP CATEGORY	31 SEPTEMBER (1960)	31 DECEMBER	31 MARCH (1961)	30 JUNE
<u>TOTAL</u>	33,859	33,538	33,291	33,162
<u>US TERRITORIES AND POSSESSIONS - TOTAL</u>	7,825	7,533	7,091	7,362
US CITIZENS - TOTAL	6,645	6,382	5,951	6,240
NON-US CITIZENS - TOTAL	1,180	1,151	1,140	1,122
<u>FOREIGN COUNTRIES - TOTAL</u>	26,034	26,005	26,200	25,800
US CITIZENS - TOTAL	7,601	7,797	7,841	7,182
NON-US CITIZENS - TOTAL	18,433	18,208	18,359	18,618
<u>Aeronautical Chart and Information Center - Total</u>	5	5	5	5
<u>US Territories and Possessions - Total</u>	1	1	1	1
US Citizens	1	1	1	1
Non-US Citizens	-	-	-	-
<u>Foreign Countries - Total</u>	4	4	4	4
US Citizens	4	4	4	4
Non-US Citizens	-	-	-	-
<u>Air Defense Command - Total</u>	649	538	553	580
<u>Foreign Countries - Total</u>	649	538	553	580
US Citizens	2	7	8	1
Non-US Citizens	647	531	545	579
<u>Air Materiel Command - Total</u>	1,234	1,226	1,062	1,036
<u>US Territories and Possessions - Total</u>	83	89	97	94
US Citizens	83	89	96	93
Non-US Citizens	-	-	1	1
<u>Foreign Countries - Total</u>	1,151	1,137	965	942
US Citizens	976	965	788	764
Non-US Citizens	175	172	177	178

TABLE 182 — CIVILIAN EMPLOYEES BY CITIZENSHIP OR NONCITIZENSHIP STATUS, BY COMMAND OVERSEAS,
AT END OF QUARTER — FY 1961 (CONTINUED)

LOCATION AND CITIZENSHIP CATEGORY	31 SEPTEMBER (1960)	31 DECEMBER	31 MARCH (1961)	30 JUNE
<u>Air Research and Development Command - Total</u>	28	32	29	32
<u>US Territories and Possessions - Total</u>	2	2	3	25
US Citizens	2	2	3	25
Non-US Citizens	-	-	-	-
<u>Foreign Countries - Total</u>	26	30	26	7
US Citizens	15	16	13	7
Non-US Citizens	11	14	13	-
<u>Alaskan Air Command - Total</u>	2,684	2,386	1,938	2,159
<u>US Territories and Possessions - Total</u>	2,684	2,386	1,938	2,159
US Citizens	2,681	2,383	1,936	2,157
Non-US Citizens	3	3	2	2
<u>Caribbean Air Command - Total</u>	852	855	859	854
<u>US Territories and Possessions - Total</u>	813	817	820	816
US Citizens	170	177	180	180
Non-US Citizens	643	640	640	636
<u>Foreign Countries - Total</u>	39	38	39	38
US Citizens	2	2	2	2
Non-US Citizens	37	36	37	36
<u>Headquarters Command, USAF - Total</u>	479	461	452	443
<u>US Territories and Possessions - Total</u>	24	21	12	14
US Citizens	18	16	10	12
Non-US Citizens	6	5	2	2
<u>Foreign Countries - Total</u>	455	440	440	429
US Citizens	210	196	193	181
Non-US Citizens	245	244	247	248
<u>Headquarters US Air Force - Total</u>	1	1	1	-
<u>Foreign Countries - Total</u>	1	1	1	-
US Citizens	1	1	1	-
Non-US Citizens	-	-	-	-
<u>Military Air Transport Service - Total</u>	4,553	4,671	4,676	4,680
<u>US Territories and Possessions - Total</u>	882	883	875	878
US Citizens	856	855	847	851
Non-US Citizens	26	28	28	27
<u>Foreign Countries - Total</u>	3,671	3,788	3,801	3,802
US Citizens	845	867	872	820
Non-US Citizens	2,826	2,921	2,929	2,982
<u>Office of Aerospace Research - Total</u>	-	-	-	25
<u>Foreign Countries - Total</u>	-	-	-	25
US Citizens	-	-	-	10
Non-US Citizens	-	-	-	15
<u>Pacific Air Forces - Total</u>	12,025	12,126	12,280	12,203
<u>US Territories and Possessions - Total</u>	1,894	1,927	1,938	1,987
US Citizens	1,885	1,916	1,926	1,976
Non-US Citizens	9	11	12	11
<u>Foreign Countries - Total</u>	10,131	10,199	10,342	10,216
US Citizens	1,862	1,924	2,064	1,884
Non-US Citizens	8,269	8,275	8,278	8,332
<u>Strategic Air Command - Total</u>	6,403	6,448	6,471	6,300
<u>US Territories and Possessions - Total</u>	1,432	1,396	1,394	1,377
US Citizens	939	932	939	934
Non-US Citizens	493	464	455	443

TABLE 182 - CIVILIAN EMPLOYEES BY CITIZENSHIP OR NONCITIZENSHIP STATUS, BY COMMAND OVERSEAS,
AT END OF QUARTER - FY 1961 (CONTINUED)

LOCATION AND CITIZENSHIP CATEGORY	31 SEPTEMBER (1960)	31 DECEMBER	31 MARCH (1961)	30 JUNE
<u>Strategic Air Command (Continued)</u>				
<u>Foreign Countries - Total</u>	4,971	5,052	5,077	4,923
US Citizens	946	961	969	830
Non-US Citizens	4,025	4,091	4,108	4,093
<u>US Air Forces in Europe - Total</u>	4,464	4,296	4,409	4,174
<u>Foreign Countries - Total</u>	4,464	4,296	4,409	4,174
US Citizens	2,715	2,827	2,896	2,646
Non-US Citizens	1,749	1,469	1,513	1,528
<u>USAF Security Service - Total</u>	482	493	556	671
<u>US Territories and Possessions - Total</u>	10	11	13	11
US Citizens	10	11	13	11
Non-US Citizens	-	-	-	-
<u>Foreign Countries - Total</u>	472	482	543	660
US Citizens	23	27	31	33
Non-US Citizens	449	455	512	627

a/ Designated as a separate operating agency, 1 July 1960.

b/ Redesignated as Air Force Logistics Command, 1 April 1961.

c/ Redesignated Air Force Systems Command and Office of Aerospace Research (a separate operating agency), 1 April 1961.

d/ Designated as a separate operating agency, 1 April 1961. It was originally a part of Air Research and Development Command.

Source: Statistics and Reports Division, Directorate of Data Systems and Statistics, Comptroller of the Air Force

TABLE 183 - DEPARTMENTAL CIVILIAN EMPLOYEES BY TYPE OF EMPLOYEE, BY EMPLOYEE GROUP,
AT END OF QUARTER - FY 1961

(In the table below, Competitive Career includes Presidential Appointees; Excepted, Limited, and Conditional includes Special Consultants.)

TYPE OF APPOINTMENT BY FISCAL YEAR	30 SEPTEMBER (1960)		31 DECEMBER		31 MARCH (1961)		30 JUNE	
	Salaried	Wage Board	Salaried	Wage Board	Salaried	Wage Board	Salaried	Wage Board
<u>TOTAL</u>	4,650	35	4,729	36	4,704	38	4,788	39
Competitive, Career	a/ 3,959	32	a/ 3,948	34	a/ 3,925	35	3,899	36
Competitive, Career-Conditional	567	1	584	1	584	1	608	1
Competitive, Limited Tenure	48	2	101	1	121	2	167	2
Excepted, Limited or Conditional	44	-	64	-	41	-	77	-
Excepted, Permanent	32	-	32	-	33	-	37	-

a/ Includes departmental civilian employees assigned Overseas.

Source: Statistics and Reports Division, Directorate of Data Systems and Statistics, Comptroller of the Air Force

TABLE 184 -- DEPARTMENTAL CIVILIAN EMPLOYEES BY TYPE OF SERVICE, AT END OF QUARTER -- FY 1961

TYPE OF SERVICE	30 SEPTEMBER (1960)	31 DECEMBER	31 MARCH (1961)	30 JUNE
<u>TOTAL</u>	<u>4,685</u>	<u>4,765</u>	<u>4,742</u>	<u>4,827</u>
General Schedule <u>a/</u>	4,605	4,656	4,656	4,750
Presidential Appointees	5	5	3	5
Public Law 313	9	14	14	11
Public Law 854	1	1	1	1
Special Consultants	30	53	30	21
Wage Board	35	36	38	39

a/ Includes 1 Departmental Civilian Employee assigned Overseas on 30 September and 31 December 1960 and 31 March 1961

Source: Statistics and Reports Division, Directorate of Data Systems and Statistics, Comptroller of the Air Force

TABLE 185 -- DEPARTMENTAL CIVILIAN EMPLOYEES WITH VETERANS PREFERENCE, BY PREFERENCE POINTS, AT END OF QUARTER -- FY 1961

VETERANS' PREFERENCE	30 SEPTEMBER (1960)	31 DECEMBER	31 MARCH (1961)	30 JUNE
<u>TOTAL</u>	<u>1,530</u>	<u>1,532</u>	<u>1,529</u>	<u>1,521</u>
10 Point	249	245	251	249
5 Point	1,281	1,287	1,278	1,272

Source: Statistics and Reports Division, Directorate of Data Systems and Statistics, Comptroller of the Air Force

TABLE 186 - ACCESSIONS OF USAF CIVILIAN EMPLOYEES BY TYPE, WORLD-WIDE, BY QUARTER -- FY 1961

LOCATION AND ACCESSIONS BY TYPE	TOTAL	FIRST QUARTER	SECOND QUARTER	THIRD QUARTER	FOURTH QUARTER
<u>WORLD-WIDE - TOTAL</u>	<u>52,997</u>	<u>17,432</u>	<u>12,499</u>	<u>10,790</u>	<u>12,276</u>
CAREER APPOINTMENT - TOTAL	139	49	24	28	38
CAREER-CONDITIONAL APPOINTMENT - TOTAL	12,892	4,018	3,041	3,162	2,671
EXCEPTED APPOINTMENT - TOTAL	9,999	3,982	2,060	1,519	2,438
OTHER TEMPORARY APPOINTMENTS - TOTAL	5,885	1,919	1,474	1,121	1,371
REEMPLOYED - PREVIOUS FEDERAL SERVICE - TOTAL	9,155	2,904	2,487	2,120	1,644
RETURNED TO DUTY OR PAY STATUS - TOTAL	2,548	696	605	634	613
TEMPORARY APPOINTMENTS FROM CIVIL SERVICE REGISTER - TOTAL	4,711	1,416	1,029	793	1,473
TEMPORARY APPOINTMENTS PENDING CIVIL SERVICE REGISTER - TOTAL	4,557	1,506	1,002	821	1,228
TRANSFERS FROM OTHER FEDERAL AGENCIES - TOTAL	3,111	942	777	592	800
<u>CONTINENTAL US - TOTAL</u>	<u>41,693</u>	<u>12,949</u>	<u>10,197</u>	<u>8,919</u>	<u>9,628</u>
Career Appointment	131	49	23	28	31
Career-Conditional Appointment	12,581	3,905	2,958	3,103	2,615
Excepted Appointment	1,456	693	249	119	395
Other Temporary Appointments	5,231	1,491	1,408	1,074	1,258
Reemployed - Previous Federal Service	8,503	2,699	2,340	1,968	1,496
Returned to Duty or Pay Status	2,395	590	593	620	592
Temporary Appointments from Civil Service Register	4,597	1,383	1,003	778	1,433
Temporary Appointments Pending Civil Service Register	3,936	1,287	901	690	1,058
Transfers from Other Federal Agencies	2,863	852	722	539	750
<u>OVERSEA - TOTAL</u>	<u>11,304</u>	<u>4,483</u>	<u>2,302</u>	<u>1,871</u>	<u>2,648</u>
Career Appointment	8	-	1	-	7
Career-Conditional Appointment	311	113	83	59	56
Excepted Appointment	8,543	3,289	1,811	1,400	2,043
Other Temporary Appointments	654	428	66	47	113
Reemployed - Previous Federal Service	652	205	147	152	148
Returned to Duty or Pay Status	153	106	12	14	21
Temporary Appointments from Civil Service Register	114	33	26	15	40
Temporary Appointments Pending Civil Service Register	621	219	101	131	170
Transfers from Other Federal Agencies	248	90	55	53	50

Source: Statistics and Reports Division, Directorate of Data Systems and Statistics, Comptroller of the Air Force

TABLE 187 - SEPARATIONS OF USAF CIVILIAN EMPLOYEES BY TYPE, WORLD-WIDE, BY QUARTER - FY 1961

LOCATION AND SEPARATIONS BY TYPE	TOTAL	FIRST QUARTER	SECOND QUARTER	THIRD QUARTER	FOURTH QUARTER
<u>WORLD-WIDE - TOTAL</u>	<u>56,702</u>	<u>18,714</u>	<u>12,221</u>	<u>10,782</u>	<u>14,985</u>
DISPLACEMENT OF INDEFINITE APPOINTEES - TOTAL	37	4	17	7	9
DISQUALIFICATION, INEFFICIENCY, MISCONDUCT, DELINQUENT, OTHER	779	212	182	168	217
EXTENDED LEAVE WITHOUT PAY - TOTAL	2,995	812	714	666	803
REDUCTION IN FORCE - TOTAL	5,582	1,720	1,543	584	1,735
RESIGNATIONS - TOTAL	24,466	8,708	4,738	4,577	6,443
RETIREMENT, LEGAL INCOMPETENCE, DISABILITY, DEATH - TOTAL	6,026	1,504	1,343	1,460	1,719
SUSPENSION, MILITARY FURLOUGH - TOTAL	295	68	72	83	72
TERMINATION OF TEMPORARY OR EXCEPTED APPOINTMENT - TOTAL	12,120	4,531	2,681	1,943	2,965
TRANSFERS TO OTHER FEDERAL AGENCIES - TOTAL	4,402	1,155	931	1,294	1,022
<u>CONTINENTAL US - TOTAL</u>	<u>45,578</u>	<u>14,363</u>	<u>10,066</u>	<u>8,823</u>	<u>12,326</u>
Displacement of Indefinite Appointees	30	1	16	5	8
Disqualification, Inefficiency, Misconduct, Delinquent, Other	602	161	131	136	174
Extended Leave Without Pay	2,785	724	679	647	735
Reduction in Force	4,440	1,083	1,298	505	1,554
Resignations	19,221	6,540	3,842	3,855	4,984
Retirement, Legal Incompetence, Disability, Death	5,788	1,425	1,279	1,418	1,666
Suspension, Military Furlough	268	65	68	79	56
Termination of Temporary or Excepted Appointment	8,761	3,286	1,919	1,367	2,189
Transfers to Other Federal Agencies	3,683	1,078	834	811	960
<u>OVERSEA - TOTAL</u>	<u>11,124</u>	<u>4,351</u>	<u>2,155</u>	<u>1,959</u>	<u>2,659</u>
Displacement of Indefinite Appointees	7	3	1	2	1
Disqualification, Inefficiency, Misconduct, Delinquent, Other	177	51	51	32	43
Extended Leave Without Pay	210	88	35	19	68
Reduction in Force	1,142	637	245	79	181
Resignations	5,245	2,168	896	722	1,459
Retirement, Legal Incompetence, Disability, Death	238	79	64	42	53
Suspension, Military Furlough	27	3	4	4	16
Termination of Temporary or Excepted Appointment	3,359	1,245	762	576	776
Transfers to Other Federal Agencies	719	77	97	483	62

Source: Statistics and Reports Division, Directorate of Data Systems and Statistics, Comptroller of the Air Force

TABLE 188 - USAF INCENTIVE AWARDS PROGRAM, WORLD-WIDE - FY 1961

(Basic authority for the program is provided by Title III, Public Law 763, 83d Congress which was effective, 30 November 1954 and repealed previous legislation).

COMMAND	SUGGESTIONS				HONORARY AWARDS		CASH AWARDS FOR SUSTAINED SUPERIOR PERFORMANCE			CASH AWARDS FOR SPECIAL ACTS OR SERVICES		
	Suggestions Received	Suggestions Adopted	Cash Awards Paid	Estimated First Year Benefits ^{a/}	Exceptional Decorations Approved ^{b/}	Meritorious Awards Approved ^{c/}	Awards Approved	Cash Awards Paid	Estimated First Year Benefits ^{a/}	Awards Approved	Cash Awards Approved	Estimated First Year Benefits ^{a/}
TOTAL	88,858	20,559	\$ 686,725	\$ 30,721,430	28	84	18,608	\$ 2,897,150	\$ 221,625	249	\$ 66,155	\$1,207,310
CONTINENTAL US - TOTAL	80,523	19,899	671,235	29,985,765	27	76	17,874	2,800,165	221,625	242	65,205	1,206,860
Aero Chart and Information Center ^{d/}	1,286	304	6,215	91,730	1	-	121	20,750	-	2	450	-
Air Defense Command	4,110	1,115	29,690	2,826,935	-	4	1,102	157,500	29,720	-	-	-
Air Force Accounting and Finance Center	598	324	8,600	324,580	-	-	223	31,350	-	10	2,040	115,060
Air Force Logistics Command ^{e/}	38,260	9,293	347,490	19,533,365	4	35	7,955	1,263,000	7,650	148	30,295	939,780
Air Force Systems Command ^{f/}	8,489	1,940	71,410	2,185,625	8	7	1,900	318,000	10,720	36	25,030	151,000
Air Training Command	7,153	1,833	50,400	931,100	1	2	1,319	191,500	41,540	15	2,195	-
Air University	390	171	3,750	92,605	-	6	186	27,100	-	-	-	-
Continental Air Command	2,217	794	18,145	171,875	2	-	314	42,970	18,125	1	200	-
Headquarters Command, USAF ^{g/}	1,006	138	5,570	92,270	-	2	336	61,250	-	-	-	-
Headquarters US Air Force	753	89	4,080	148,405	8	13	868	162,850	-	14	1,745	-
Military Air Transport Service	3,676	818	28,240	863,400	-	1	818	122,315	-	3	400	-
Strategic Air Command	9,397	2,223	65,940	2,021,590	2	3	1,958	288,530	74,870	6	800	1,020
Tactical Air Command	2,259	690	28,030	657,990	1	1	483	66,500	-	3	1,150	-
USAF Academy ^{h/}	450	86	2,115	23,745	-	-	169	23,700	-	2	300	-
USAF Security Service	261	76	1,405	18,670	-	2	73	13,000	-	-	-	-
Aerospace Technical Intelligence Center ^{d/}	218	5	155	1,880	-	-	49	9,850	39,000	2	600	-
OVERSEA - TOTAL	8,335	660	15,490	735,665	1	8	734	96,985	-	7	950	450
Alaskan Air Command	914	151	5,695	154,530	-	3	126	17,400	-	1	300	-
Caribbean Air Command	117	44	730	4,015	-	-	8	1,250	-	1	150	-
Pacific Air Forces	5,735	330	6,535	550,615	-	5	380	42,435	-	5	500	450
US Air Forces, Europe	1,569	135	2,530	26,505	1	-	220	35,900	-	-	-	-

^{a/} Tangible benefits cannot be estimated in all instances as many result in intangible benefits such as morale, safety, or welfare, or improved operations.
^{b/} Decoration for Exceptional Civilian Service is awarded by Secretary of the Air Force.
^{c/} Award for Meritorious Civilian Service is awarded by Chief of Staff, or major air commanders.
^{d/} Designated as a separate operating agency, 1 July 1960. ^{e/} Redesignated, 1 April 1961; originally Air Materiel Command.
^{f/} Redesignated, 1 April 1961; originally Air Research and Development Command.
^{g/} Headquarters Command, USAF excludes the data independently reported under Aerospace Technical Intelligence Center. ^{h/} Excludes cadets.

TABLE 189 - AIR FORCE AID SOCIETY SUMMARIES, WORLD-WIDE - FY 1961

(The total amount of loans outstanding as of 30 June 1961 amounted to \$731,463 of which it is estimated that \$364,872 will not be collected for various reasons. Between 1 March 1946 and 30 June 1961, \$1,339,373 has been written off as uncollectible, due to death or subsequent financial difficulties of the borrowers. This results in total assistance to date of \$2,981,675 of which repayment cannot be expected. Figures in parentheses denote minus quantities).

ACTIVITY	FISCAL YEAR 1961	1 MARCH 1946 THROUGH 30 JUNE 1961 a/
<u>EXCESS RECEIPTS OVER DISBURSEMENTS - TOTAL</u>	b/ \$ <u>501,651</u>	c/ \$ <u>5,584,656</u>
<u>Receipts (Excluding Loan Repayment) - Total</u>	<u>694,546</u>	<u>10,399,920</u>
Memberships and Donations of All Kinds	a/ 685,793	a/ 8,926,799
Fund Raising Activities (Carnivals, Shows, Dances, etc).	8,753	1,473,121
<u>Disbursements (Net) - Total</u>	b/ <u>192,895</u>	<u>4,815,264</u>
Operating Expenses (Forms, Bank Charges, etc)	7,562	127,626
Grants	204,868	2,616,803
Loans (Excess over Repayments)	b/ (19,535)	2,070,835
<u>EXCESS LOANS OVER REPAYMENTS - TOTAL</u>	b/ \$ <u>(19,535)</u>	\$ <u>2,070,835</u>
Loans Made	1,260,808	25,237,936
Loans Repaid	1,280,343	23,167,101
<u>CASES ASSISTED - TOTAL</u>	<u>14,801</u>	<u>334,004</u>
Number of Loans Made	13,260	317,105
Number of Grants Made	1,541	16,899

a/ Includes donations and memorials to the General Henry H. Arnold Educational Fund.

b/ While this report indicates that \$19,535 more was received in loan repayments than disbursed for loans, it is to be noted that this was a direct result of better repayment of loans by borrowers, and this is merely a return of funds loaned in prior years. Donations were lower than they have been since 1951. From time to time, loan repayments may be expected to exceed loans made due to the gradual accumulation of monthly repayments as the number of loans outstanding increases.

c/ Of the \$5,584,656 on 30 June 1961, it was necessary that \$471,331 be retained in the field to meet immediate needs for assistance.

Source: Air Force Aid Society, Headquarters US Air Force

TABLE 190 - SUMMARY OF USAF CIVILIAN RETIREMENT FUND TRANSACTIONS - AS OF 31 DEC 1960

(Civilian Retirement Fund Transactions are reported only on a Calendar Year basis)

SUMMARY NOMENCLATURE	CALENDAR YEAR 1960
<u>Current Year Payments to Retirement Fund - Total</u>	\$ <u>207,330,072.30</u>
Current Year Employee Deductions	\$ 103,726,849.43
Air Force Contribution (Adjusted)	\$ 103,603,222.87
<u>Year-End Total Retirement Deductions</u>	\$ <u>577,662,464.22</u>
<u>Year-End of Active Accounts (Numbers) - Total</u>	<u>284,467</u>

Source: Directorate of Accounting and Finance (AFAAF-3A-11), Comptroller of the Air Force

Security & Discipline

SECURITY AND DISCIPLINE



PART XI



SECURITY AND LAW ENFORCEMENT



INTRODUCTION

Security and Law Enforcement statistics are a collection of selected data concerning corrections, security violations, and delinquencies charged to World-wide Military Personnel on active duty. The statistics reported in this section are derived from AF Form 511, "Provost Marshal Activities Report."

DEFINITIONS: The following definitions apply to this portion of the Security and Discipline reports:

ABSENT WITHOUT LEAVE (AWOL)

The status or the offense of any member of the Air Force, who, without proper authority:

- (1) Fails to go to his appointed place of duty at the time prescribed, or
- (2) Goes from that place, or
- (3) Absents himself or remains absent from his unit, organization, or place of duty at which he is required to be at the time prescribed (10 U. S. C. 886). (See AFR 35-73, Par. I, dated 23 January 1959)

APPREHENSION

a. Cooperation of State and Local Police Forces. Commanders of Continental US Major Air Commands will take steps to secure the active cooperation of all State and local police forces and such other officials and organizations as they may consider useful to insure the person's prompt return to military control. Such agencies will be informed that they should not take action to apprehend an absentee or deserter unless they are in receipt of either DD Form 553 or information from an officer of the Air Force that the person is an absentee or deserter whose return to military control is desired. Commanders of major air commands overseas will take such action as the local situation may warrant.

b. Personnel Authorized to Apprehend:

- (1) Military. Members of the Armed Forces are authorized to apprehend absentees and deserters in the circumstances described in MCM, 1951, paragraphs 17, 18, and 19.
- (2) Civilians. Any civil officer having authority to apprehend offenders under the laws of the United States or any state, district, territory, or possession of the United States may summarily apprehend a deserter from the Armed Forces of the United States and deliver him into the custody of the Armed Forces of the United States (Uniform Code of Military Justice, Article 8). Generally, a private citizen does not have any authority to apprehend a deserter unless authorized to do so by a military officer (distribution of DD Form 553 has been held to be sufficient authorization).

CUSTODY GRADE

Prisoners will be classified as being in a minimum, medium, or maximum custody grade in accordance with the criteria outlined in (1), (2), and (3) below. The initial classification will be determined by the confinement officer based upon the nature of the offense, demeanor of the prisoner upon admission, and any other pertinent information available.

SECURITY AND DISCIPLINE**SECURITY AND LAW ENFORCEMENT (CONTINUED)**CUSTODY GRADE (Continued)

(1) Minimum custody prisoners are those who are sufficiently stable, dependable, and trustworthy as to require little or no custodial supervision.

(2) Medium custody prisoners are those who require continual supervision, but whose escape would not threaten life, limb, or property.

(3) Maximum custody prisoners are those whose escape would present a distinct threat to the safety of life, limb, or property, and who require special custodial controls and handling.

TABLE 191 - SECURITY AND LAW ENFORCEMENT ACTIVITIES, WORLD-WIDE, BY QUARTER - FY 1961

(Offenses as listed below are chargeable to the average daily strength as defined in AFM 171-6, Chapter 16, as follows: "Average strengths will include all personnel assigned and attached (excluding those on Temporary Duty (TDY) and Missing) of Air Force Units." The 3320th is the Retraining Group to which prisoners are sent. (O) indicates Oversea.)

LOCATION AND COMMAND	TOTAL	1ST QTR	2ND QTR	3RD QTR	4TH QTR	LOCATION AND COMMAND	TOTAL	1ST QTR	2ND QTR	3RD QTR	4TH QTR
SECURITY VIOLATIONS-INVOLVING LOSS OR POSSIBLE SUBJECTION TO COMPROMISE a/						ALL OFFENDERS (Excludes security violations)					
<u>WW - TOTAL</u>	<u>134</u>	<u>47</u>	<u>28</u>	<u>29</u>	<u>30</u>	<u>WW - TOTAL</u>	<u>108,836</u>	<u>28,228</u>	<u>26,407</u>	<u>27,521</u>	<u>26,680</u>
U S - TOTAL	107	39	23	22	23	U S - TOTAL	82,150	21,004	19,329	21,226	20,591
OTHER - TOTAL	27	8	5	7	7	OTHER - TOTAL	26,686	7,224	7,078	6,295	6,089
ACIC b/	-	-	-	-	-	ACIC b/	3	-	2	1	-
ADC	9	5	1	1	2	ADC	14,607	3,359	3,218	4,276	3,754
AF AFC	-	-	-	-	-	AF AFC	-	-	-	-	-
AMC e/	16	7	3	3	3	AMC e/	4,957	1,220	1,187	1,332	1,218
ARDC d/	5	1	1	3	-	ARDC d/	3,498	918	719	942	919
ATC	5	-	1	1	3	ATC	17,792	4,740	4,451	4,293	4,308
3320th	-	-	-	-	-	3320th	-	-	-	-	-
AU	-	-	-	-	-	AU	939	241	219	220	259
AAC	3	-	2	-	1	AAC	1,747	470	432	521	324
ConAC	-	-	-	-	-	ConAC	676	272	176	166	62
Hq CMD	-	-	-	-	-	Hq CMD	1,462	299	372	400	391
MATS	17	6	5	3	3	MATS	7,077	1,451	1,765	1,816	2,045
OAR e/	-	-	-	-	-	OAR e/	-	-	-	-	-
SAC	40	17	8	7	8	SAC	20,631	5,616	4,890	5,020	5,105
TAC	9	2	2	4	1	TAC	8,055	2,186	1,737	2,087	2,045
USAF A f/	1	1	-	-	-	USAF A f/	265	79	69	68	49
USAFSS	-	-	-	-	-	USAFSS	441	153	92	84	112
ADC (O)	-	-	-	-	-	ADC (O)	333	83	59	85	106
AMC (O)	-	-	-	-	-	AMC (O)	1,686	690	724	141	131
CAirC	-	-	-	-	-	CAirC	385	103	116	90	76
MATS (O)	-	-	-	-	-	MATS (O)	1,209	342	282	274	311
PACAF	10	3	5	1	1	PACAF	10,776	2,643	2,778	2,648	2,707
SAC (O)	-	-	-	-	-	SAC (O)	1,819	580	409	477	353
USAFE	17	5	-	6	6	USAFE	10,478	2,783	2,710	2,580	2,405
SECURITY VIOLATIONS, NO COMPROMISE, TOTAL						OFFENSES - MILITARY-TYPE, TOTAL					
<u>WW - TOTAL</u>	<u>1,453</u>	<u>311</u>	<u>406</u>	<u>330</u>	<u>406</u>	<u>WW - TOTAL</u>	<u>22,483</u>	<u>6,218</u>	<u>5,450</u>	<u>5,420</u>	<u>5,395</u>
U S - TOTAL	1,333	275	379	301	378	U S - TOTAL	16,139	4,496	3,786	3,954	3,903
OTHER - TOTAL	120	36	27	29	28	OTHER - TOTAL	6,344	1,722	1,664	1,466	1,492
ACIC b/	15	5	4	3	3	ACIC b/	3	-	2	1	-
ADC	118	23	35	24	36	ADC	3,621	914	869	944	894
AF AFC	1	-	1	-	-	AF AFC	-	-	-	-	-
AMC e/	261	47	57	48	109	AMC e/	876	234	193	233	216
ARDC d/	324	73	97	72	82	ARDC d/	834	217	190	191	236
ATC	30	7	14	6	3	ATC	2,407	825	521	512	549
3320th	-	-	-	-	-	3320th	-	-	-	-	-
AU	1	-	-	-	1	AU	104	23	26	29	26
AAC	14	4	5	4	1	AAC	208	53	44	70	41
ConAC	7	1	3	2	1	ConAC	162	71	43	33	15
Hq CMD	15	-	3	9	3	Hq CMD	110	37	39	21	13
MATS	147	55	48	31	13	MATS	1,047	217	303	271	256
OAR e/	1	-	-	-	1	OAR e/	-	-	-	-	-
SAC	106	33	26	22	25	SAC	5,582	1,532	1,311	1,384	1,355
TAC	290	26	85	80	99	TAC	1,085	352	227	234	272
USAF A f/	1	-	1	-	-	USAF A f/	15	4	4	5	2
USAFSS	2	1	-	-	1	USAFSS	85	17	14	26	28
ADC (O)	1	-	-	1	-	ADC (O)	107	23	18	34	32
AMC (O)	1	1	-	-	-	AMC (O)	298	136	144	11	7
CAirC	7	2	1	3	1	CAirC	91	26	30	16	19
MATS (O)	1	-	-	1	-	MATS (O)	333	71	89	86	87
PACAF	44	25	8	5	6	PACAF	2,641	653	684	607	697
SAC (O)	17	3	3	4	7	SAC (O)	591	193	122	151	125
USAFE	49	5	15	15	14	USAFE	2,283	620	577	561	525

TABLE 191 - SECURITY AND LAW ENFORCEMENT ACTIVITIES, WORLD-WIDE, BY QUARTER - FY 1961
(CONTINUED)

LOCATION AND COMMAND	TOTAL	1ST QTR	2ND QTR	3RD QTR	4TH QTR	LOCATION AND COMMAND	TOTAL	1ST QTR	2ND QTR	3RD QTR	4TH QTR
OFFENSES: CIVIL-TYPE, PUNISHABLE BY OVER ONE YEAR g/						OFFENSES: THEFTS, PUNISHABLE BY OVER ONE YEAR					
WW - TOTAL	935	205	265	225	240	WW - TOTAL	628	147	170	132	179
U S - TOTAL	685	164	179	171	171	U S - TOTAL	494	105	137	109	143
OTHER - TOTAL	250	41	86	54	69	OTHER - TOTAL	134	42	33	23	36
ACIC b/	-	-	-	-	-	ACIC b/	-	-	-	-	-
ADC	130	30	30	31	39	ADC	72	9	14	16	33
AFAPC	-	-	-	-	-	AFAPC	-	-	-	-	-
AMC e/	44	10	9	15	10	AMC e/	24	1	5	9	9
ARDC d/	23	4	6	4	9	ARDC d/	18	3	9	2	4
ATC	158	40	46	39	34	ATC	133	40	35	19	39
3320th	-	-	-	-	-	3320th	-	-	-	-	-
AU	3	1	1	1	1	AU	3	1	1	-	1
AAC	10	1	3	3	3	AAC	14	7	1	4	2
ConAC	11	3	4	2	2	ConAC	3	1	2	-	-
Hq CMD	7	4	-	2	1	Hq CMD	2	-	-	2	-
MATS	111	16	42	24	29	MATS	50	11	20	11	8
OAR e/	-	-	-	-	-	OAR e/	-	-	-	-	-
SAC	116	36	20	28	32	SAC	120	24	39	28	29
TAC	65	19	17	17	12	TAC	54	8	11	17	18
USAFA f/	1	-	1	-	-	USAFA f/	-	-	-	-	-
USAFSS	5	-	-	5	-	USAFSS	1	-	-	1	-
ADC (0)	7	-	1	1	5	ADC (0)	-	-	-	-	-
AMC (0)	23	7	12	3	1	AMC (0)	12	1	6	5	-
CAirc	4	2	1	1	-	CAirc	-	-	-	-	-
MATS (0)	5	-	-	-	5	MATS (0)	7	4	3	-	-
PACAF	104	17	46	23	18	PACAF	52	15	14	8	15
SAC (0)	25	-	9	12	4	SAC (0)	24	13	3	-	8
USAFE	82	15	17	14	36	USAFE	39	9	7	10	13
OFFENSES: CIVIL-TYPE, PUNISHABLE BY ONE YEAR OR LESS g/						OFFENSES: THEFTS, PUNISHABLE BY ONE YEAR OR LESS					
WW - TOTAL	15,662	4,225	3,848	3,690	3,899	WW - TOTAL	2,314	537	528	596	653
U S - TOTAL	11,501	3,029	2,750	2,815	2,907	U S - TOTAL	1,942	441	435	505	561
OTHER - TOTAL	4,161	1,196	1,098	875	992	OTHER - TOTAL	372	96	93	91	92
ACIC b/	-	-	-	-	-	ACIC b/	-	-	-	-	-
ADC	1,630	396	396	429	409	ADC	239	52	44	77	66
AFAPC	-	-	-	-	-	AFAPC	-	-	-	-	-
AMC e/	489	119	107	124	139	AMC e/	63	15	13	10	25
ARDC d/	390	116	51	111	112	ARDC d/	51	11	14	6	20
ATC	3,042	798	751	717	776	ATC	523	142	134	121	126
3320th	-	-	-	-	-	3320th	-	-	-	-	-
AU	210	68	59	32	51	AU	5	1	2	1	1
AAC	203	73	73	29	28	AAC	15	4	5	5	1
ConAC	45	12	10	8	15	ConAC	10	3	1	3	3
Hq CMD	188	52	54	46	36	Hq CMD	2	1	1	-	-
MATS	987	207	224	279	277	MATS	149	30	31	60	28
OAR e/	-	-	-	-	-	OAR e/	-	-	-	-	-
SAC	3,308	834	784	829	861	SAC	696	150	150	178	218
TAC	874	297	210	193	174	TAC	183	32	39	43	69
USAFA f/	8	2	1	5	-	USAFA f/	3	-	1	-	2
USAFSS	127	55	30	29	29	USAFSS	3	-	-	1	2
ADC (0)	54	12	11	14	17	ADC (0)	14	2	2	4	6
AMC (0)	227	88	106	13	20	AMC (0)	15	10	2	2	1
CAirc	64	13	18	13	20	CAirc	4	1	2	-	1
MATS (0)	153	44	35	33	41	MATS (0)	7	1	5	-	1
PACAF	1,946	511	489	441	505	PACAF	150	38	47	33	32
SAC (0)	353	96	88	80	89	SAC (0)	48	12	13	16	7
USAFE	1,364	432	351	281	300	USAFE	134	32	22	36	44

TABLE 191 - SECURITY AND LAW ENFORCEMENT ACTIVITIES, WORLD-WIDE, BY QUARTER - FY 1961
(CONTINUED)

LOCATION AND COMMAND	TOTAL	1ST QTR	2ND QTR	3RD QTR	4TH QTR	LOCATION AND COMMAND	TOTAL	1ST QTR	2ND QTR	3RD QTR	4TH QTR
OFFENSES: CITATIONS FOR MOVING TRAFFIC VIOLATIONS ISSUED TO MILITARY PERSONNEL, TOTAL						RETURNED TO MILITARY CONTROL VOLUNTARILY, AWOL PERSONNEL					
WW - TOTAL	61,255	15,224	14,790	16,199	15,042	WW - TOTAL	3,322	929	817	844	732
U S - TOTAL	46,231	11,215	10,778	12,510	11,728	U S - TOTAL	3,062	846	758	786	672
OTHER - TOTAL	15,024	4,009	4,012	3,689	3,314	OTHER - TOTAL	260	83	59	58	60
ACIC b/	-	-	-	-	-	ACIC b/	-	-	-	-	-
ADC	7,965	1,682	1,658	2,558	2,067	ADC	593	158	114	169	152
AFAPC	-	-	-	-	-	AFAPC	-	-	-	-	-
AMC e/	3,217	778	793	879	767	AMC e/	167	45	43	47	32
ARDC d/	2,015	522	410	588	495	ARDC d/	117	35	20	30	32
ATC	9,875	2,354	2,569	2,541	2,411	ATC	801	218	218	194	171
3320th	-	-	-	-	-	3320th	-	-	-	-	-
AU	566	133	115	148	170	AU	35	9	14	5	7
AAC	1,237	314	290	393	240	AAC	38	11	12	10	5
ConAC	400	156	110	111	23	ConAC	32	13	4	12	3
Hq CMD	1,053	181	241	308	323	Hq CMD	59	16	22	12	9
MATS	4,406	884	1,037	1,102	1,383	MATS	215	57	71	47	40
OAR e/	-	-	-	-	-	OAR e/	-	-	-	-	-
SAC	9,775	2,741	2,329	2,335	2,370	SAC	669	190	164	171	144
TAC	5,291	1,329	1,120	1,458	1,384	TAC	314	85	73	82	74
USAF A f/	235	71	62	58	44	USAF A f/	3	2	-	-	1
USAFSS	196	70	44	31	51	USAFSS	19	7	3	7	2
ADC (O)	140	44	24	28	44	ADC (O)	8	-	5	2	1
AMC (O)	1,099	441	449	107	102	AMC (O)	8	3	5	-	-
CAirC	212	58	63	55	36	CAirC	8	3	1	4	-
MATS (O)	693	222	146	151	174	MATS (O)	7	-	3	2	2
PACAF	5,737	1,375	1,468	1,493	1,401	PACAF	82	23	15	19	25
SAC (O)	737	256	167	213	101	SAC (O)	28	9	2	4	13
USAFE	6,406	1,613	1,695	1,642	1,456	USAFE	119	45	28	27	19
OFFENSES: ABSENT WITHOUT LEAVE						RETURNED TO MILITARY CONTROL APPREHENDED, AWOL PERSONNEL					
WW - TOTAL	5,559	1,672	1,356	1,259	1,272	WW - TOTAL	1,037	327	226	244	240
U S - TOTAL	5,158	1,554	1,264	1,162	1,178	U S - TOTAL	961	308	204	224	225
OTHER - TOTAL	401	118	92	97	94	OTHER - TOTAL	76	19	22	20	15
ACIC b/	-	-	-	-	-	ACIC b/	-	-	-	-	-
ADC	950	276	207	221	246	ADC	128	38	29	30	31
AFAPC	-	-	-	-	-	AFAPC	-	-	-	-	-
AMC e/	244	63	67	62	52	AMC e/	53	10	14	17	12
ARDC d/	167	45	39	40	43	ARDC d/	25	5	10	7	3
ATC	1,653	541	395	344	373	ATC	404	163	72	75	94
3320th	-	-	-	-	-	3320th	-	-	-	-	-
AU	48	14	15	9	10	AU	9	3	-	3	3
AAC	60	18	16	17	9	AAC	6	3	-	1	2
ConAC	45	26	6	9	4	ConAC	21	8	3	6	4
Hq CMD	100	24	37	21	18	Hq CMD	17	4	1	6	6
MATS	327	86	108	69	64	MATS	42	9	15	12	6
OAR e/	-	-	-	-	-	OAR e/	-	-	-	-	-
SAC	1,034	299	257	238	240	SAC	171	41	42	41	47
TAC	503	149	113	125	116	TAC	81	21	17	26	17
USAF A f/	3	2	-	-	1	USAF A f/	-	-	-	-	-
USAFSS	24	11	4	7	2	USAFSS	4	3	1	-	-
ADC (O)	11	2	3	4	2	ADC (O)	1	-	-	1	-
AMC (O)	12	7	5	-	-	AMC (O)	3	3	-	-	-
CAirC	10	3	2	5	-	CAirC	2	-	1	1	-
MATS (O)	11	-	4	4	3	MATS (O)	1	-	1	-	-
PACAF	146	34	30	43	39	PACAF	39	9	11	11	8
SAC (O)	41	10	7	5	19	SAC (O)	6	1	2	1	2
USAFE	170	62	41	36	31	USAFE	24	6	7	6	5

TABLE 191 - SECURITY AND LAW ENFORCEMENT ACTIVITIES, WORLD-WIDE, BY QUARTER - FY 1961
(CONTINUED)

LOCATION AND COMMAND	TOTAL	1ST QTR	2ND QTR	3RD QTR	4TH QTR	LOCATION AND COMMAND	TOTAL	1ST QTR	2ND QTR	3RD QTR	4TH QTR
MAN-DAYS LOST - AWOL PERSONNEL						AIR FORCE PRISONERS - IN PRETRIAL CONFINEMENT, EOQ h/					
<u>WW - TOTAL</u>	<u>53,471</u>	<u>16,411</u>	<u>13,403</u>	<u>11,625</u>	<u>12,032</u>	<u>WW - TOTAL</u>		<u>104</u>	<u>115</u>	<u>113</u>	<u>94</u>
U S - TOTAL	50,359	15,609	12,657	10,763	11,330	U S - TOTAL		88	94	95	80
OTHER - TOTAL	3,112	802	746	862	702	OTHER - TOTAL		16	21	18	14
ACIC b/	-	-	-	-	-	ACIC b/		-	-	-	-
ADC	9,164	2,608	2,103	2,079	2,374	ADC		9	9	4	5
AFAPC	-	-	-	-	-	AFAPC		-	-	-	-
AMC c/	2,456	621	598	698	539	AMC c/		-	1	4	2
ARDC d/	1,304	335	356	360	253	ARDC d/		4	5	2	1
ATC	16,464	5,641	4,176	3,274	3,373	ATC		28	28	20	33
3320th	-	-	-	-	-	3320th		-	-	-	-
AU	372	144	103	46	79	AU		2	-	2	-
AAC	534	152	170	111	101	AAC		1	1	1	1
ConAC	371	182	30	84	75	ConAC		1	-	1	-
Hq CMD	986	191	393	226	176	Hq CMD		-	2	3	-
MATS	3,377	900	1,011	717	749	MATS		7	4	3	3
OAR e/	-	-	-	-	-	OAR e/		-	-	-	-
SAC	10,149	3,306	2,549	2,021	2,273	SAC		30	35	43	29
TAC	5,004	1,419	1,147	1,119	1,319	TAC		6	8	10	6
USAF A f/	11	8	-	-	3	USAF A f/		-	-	-	-
USAFSS	167	102	21	28	16	USAFSS		1	1	2	-
ADC (O)	192	35	53	61	43	ADC (O)		-	-	-	-
AMC (O)	83	68	15	-	-	AMC (O)		-	1	-	-
CAirC	53	11	4	38	-	CAirC		1	-	-	-
MATS (O)	53	-	16	32	5	MATS (O)		2	-	-	4
PACAF	1,030	171	263	319	277	PACAF		8	8	6	4
SAC (O)	290	49	41	49	151	SAC (O)		1	3	2	1
USAFE	1,411	468	354	363	226	USAFE		4	9	10	5
AIR FORCE PRISONERS - TRIED AND IN CONFINEMENT, EOQ h/						AIR FORCE PRISONERS - CASUALS IN CONFINEMENT, EOQ h/					
<u>WW - TOTAL</u>		<u>959</u>	<u>771</u>	<u>820</u>	<u>810</u>	<u>WW - TOTAL</u>		<u>46</u>	<u>45</u>	<u>40</u>	<u>33</u>
U S - TOTAL		851	693	721	703	U S - TOTAL		44	45	38	33
OTHER - TOTAL		108	78	99	107	OTHER - TOTAL		2	-	2	-
ACIC b/		-	-	-	-	ACIC b/		-	-	-	-
ADC		70	63	75	73	ADC		5	2	4	5
AFAPC		-	-	-	-	AFAPC		-	-	-	-
AMC c/		7	3	8	16	AMC c/		1	-	2	2
ARDC d/		26	19	16	16	ARDC d/		-	2	3	1
ATC		183	126	151	163	ATC		6	7	9	11
3320th		198	206	152	111	3320th		-	-	-	-
AU		11	5	8	9	AU		2	-	-	1
AAC		8	2	3	5	AAC		4	-	-	-
ConAC		3	2	3	-	ConAC		4	7	5	-
Hq CMD		9	9	9	9	Hq CMD		2	1	2	1
MATS		27	37	35	44	MATS		1	6	2	5
OAR e/		-	-	-	-	OAR e/		-	-	-	-
SAC		264	194	218	211	SAC		19	13	10	5
TAC		40	26	37	42	TAC		4	6	1	2
USAF A f/		-	-	-	-	USAF A f/		-	-	-	-
USAFSS		5	1	6	4	USAFSS		-	1	-	-
ADC (O)		-	-	-	-	ADC (O)		-	-	-	-
AMC (O)		1	4	1	2	AMC (O)		-	-	-	-
CAirC		-	4	2	-	CAirC		-	-	-	-
MATS (O)		1	1	2	4	MATS (O)		2	-	-	-
PACAF		34	19	40	49	PACAF		-	-	1	-
SAC (O)		20	10	8	9	SAC (O)		-	-	-	-
USAFE		52	40	46	43	USAFE		-	-	1	-

TABLE 191 - SECURITY AND LAW ENFORCEMENT ACTIVITIES, WORLD-WIDE, BY QUARTER - FY 1961
(CONTINUED)

LOCATION AND COMMAND	TOTAL	1ST QTR	2ND QTR	3RD QTR	4TH QTR	LOCATION AND COMMAND	TOTAL	1ST QTR	2ND QTR	3RD QTR	4TH QTR
AIR FORCE PRISONERS - IN OTHER SERVICE CONFINEMENT FACILITIES, EOQ h/						OTHER SERVICE - CASUALS IN AIR FORCE CONFINEMENT FACILITIES, EOQ h/					
<u>WW - TOTAL</u>		<u>52</u>	<u>47</u>	<u>41</u>	<u>80</u>	<u>WW - TOTAL</u>		<u>51</u>	<u>48</u>	<u>46</u>	<u>61</u>
U S - TOTAL		52	44	36	71	U S - TOTAL		48	47	44	60
OTHER - TOTAL		-	3	5	9	OTHER - TOTAL		3	1	2	1
ACIC b/		-	-	-	-	ACIC b/		-	-	-	-
ADC		1	1	1	1	ADC		2	7	3	2
AFAPC		-	-	-	-	AFAPC		-	-	-	-
AMC e/		1	2	1	3	AMC e/		7	3	2	3
ARDC d/		-	-	-	-	ARDC d/		-	-	1	-
ATC		-	-	-	-	ATC		14	13	11	27
3320th		-	-	-	-	3320th		-	-	-	-
AU		-	-	-	-	AU		1	-	1	-
AAC		-	-	-	-	AAC		-	-	-	-
ConAC		-	-	-	-	ConAC		-	1	4	1
Hq CMD		-	-	-	-	Hq CMD		-	-	-	-
MATS		20	17	5	19	MATS		-	-	-	2
OAR e/		-	-	-	-	OAR e/		-	-	-	-
SAC		22	19	26	40	SAC		23	17	17	21
TAC		8	5	3	8	TAC		1	1	1	2
USAFA f/		-	-	-	-	USAFA f/		-	-	-	-
USAFSS		-	-	-	-	USAFSS		-	5	4	2
ADC (o)		-	-	-	-	ADC (o)		-	-	-	-
AMC (o)		-	-	-	-	AMC (o)		1	-	-	-
CAirC		-	-	-	-	CAirC		-	-	-	-
MATS (o)		-	-	-	-	MATS (o)		-	-	-	-
PACAF		-	3	5	9	PACAF		-	-	-	-
SAC (o)		-	-	-	-	SAC (o)		-	-	-	-
USAFE		-	-	-	-	USAFE		2	1	2	1
AIR FORCE PRISONERS - TOTAL IN CONFINEMENT, EOQ h/ ±/						OTHER SERVICE PRISONERS IN AIR FORCE CONFINEMENT FACILITIES, EOQ h/					
<u>WW - TOTAL</u>		<u>1,161</u>	<u>978</u>	<u>1,014</u>	<u>1,017</u>	<u>WW - TOTAL</u>		<u>46</u>	<u>51</u>	<u>40</u>	<u>27</u>
U S - TOTAL		1,035	876	890	887	U S - TOTAL		35	41	29	20
OTHER - TOTAL		126	102	124	130	OTHER - TOTAL		11	10	11	7
ACIC b/		-	-	-	-	ACIC b/		-	-	-	-
ADC		85	75	84	84	ADC		7	3	3	1
AFAPC		-	-	-	-	AFAPC		-	-	-	-
AMC e/		9	6	15	23	AMC e/		-	-	-	-
ARDC d/		30	26	21	18	ARDC d/		-	-	-	-
ATC		217	161	180	207	ATC		-	13	11	15
3320th		198	206	152	111	3320th		-	-	-	-
AU		15	5	10	10	AU		-	-	-	-
AAC		8	3	4	6	AAC		3	13	-	-
ConAC		8	9	9	-	ConAC		-	-	-	-
Hq CMD		11	12	14	10	Hq CMD		6	-	-	-
MATS		55	64	45	71	MATS		2	-	-	-
OAR e/		-	-	-	-	OAR e/		-	-	-	-
SAC		335	261	297	285	SAC		16	12	12	4
TAC		58	45	51	58	TAC		1	-	3	-
USAFA f/		-	-	-	-	USAFA f/		-	-	-	-
USAFSS		6	3	8	4	USAFSS		-	-	-	-
ADC (o)		-	-	-	-	ADC (o)		-	-	-	-
AMC (o)		1	5	1	2	AMC (o)		-	-	-	-
CAirC		1	4	2	-	CAirC		-	-	-	-
MATS (o)		5	1	2	8	MATS (o)		-	-	-	1
PACAF		42	30	52	62	PACAF		11	9	8	4
SAC (o)		21	13	10	10	SAC (o)		-	-	-	-
USAFE		56	49	57	48	USAFE		-	1	3	2

TABLE 191 - SECURITY AND LAW ENFORCEMENT ACTIVITIES, WORLD-WIDE, BY QUARTER - FY 1961
(CONTINUED)

LOCATION AND COMMAND	TOTAL	1ST QTR	2ND QTR	3RD QTR	4TH QTR	LOCATION AND COMMAND	TOTAL	1ST QTR	2ND QTR	3RD QTR	4TH QTR
MAXIMUM CUSTODY PRISONERS - IN AIR FORCE CONFINEMENT FACILITIES, EOQ h/						MINIMUM CUSTODY PRISONERS - IN AIR FORCE CONFINEMENT FACILITIES, EOQ h/					
<u>WW - TOTAL</u>		<u>46</u>	<u>47</u>	<u>42</u>	<u>48</u>	<u>WW - TOTAL</u>		<u>581</u>	<u>460</u>	<u>467</u>	<u>459</u>
U S - TOTAL		40	43	38	42	U S - TOTAL		520	427	421	406
OTHER - TOTAL		6	4	4	6	OTHER - TOTAL		61	33	46	53
ACIC b/		-	-	-	-	ACIC b/		-	-	-	-
ADC		3	6	4	2	ADC		36	34	35	46
AF AFC		-	-	-	-	AF AFC		-	-	-	-
AMC c/		3	-	4	2	AMC c/		4	1	2	5
ARDC d/		1	-	-	-	ARDC d/		15	6	10	10
ATC		10	8	11	13	ATC		82	51	74	72
3320TH		-	-	-	-	3320th		198	206	152	111
AU		-	-	1	2	AU		10	4	5	3
AAC		-	1	-	-	AAC		6	1	1	5
ConAC		-	1	-	-	ConAC		2	2	-	-
Hq CMD		-	-	-	-	Hq CMD		8	5	9	6
MATS		5	2	-	3	MATS		12	10	12	18
OAR e/		-	-	-	-	OAR e/		-	-	-	-
SAC		18	23	17	19	SAC		122	91	97	101
TAC		-	2	1	1	TAC		22	14	22	27
USAF A f/		-	-	-	-	USAF A f/		-	-	-	-
USAFSS		-	-	-	-	USAFSS		3	2	2	2
ADC (o)		-	-	-	-	ADC (o)		-	-	-	-
AMC (o)		-	-	-	-	AMC (o)		1	2	1	2
CAirC		1	-	-	-	CAirC		-	4	-	-
MATS (o)		-	-	-	4	MATS (o)		3	-	1	3
PACAF		2	2	2	2	PACAF		18	9	15	22
SAC (o)		1	-	-	-	SAC (o)		12	2	4	9
USAFE		2	2	2	-	USAFE		27	16	25	17
MEDIUM CUSTODY PRISONERS - IN AIR FORCE CONFINEMENT FACILITIES, EOQ h/						ALL PRISONERS - IN AIR FORCE CONFINEMENT FACILITIES, EOQ h/					
<u>WW - TOTAL</u>		<u>579</u>	<u>523</u>	<u>550</u>	<u>518</u>	<u>WW - TOTAL</u>		<u>1,206</u>	<u>1,030</u>	<u>1,059</u>	<u>1,025</u>
U S - TOTAL		506	450	468	448	U S - TOTAL		1,066	920	927	896
OTHER - TOTAL		73	73	82	70	OTHER - TOTAL		140	110	132	129
ACIC b/		-	-	-	-	ACIC b/		-	-	-	-
ADC		54	44	50	38	ADC		93	84	89	86
AF AFC		-	-	-	-	AF AFC		-	-	-	-
AMC c/		8	6	10	16	AMC c/		15	7	16	23
ARDC d/		14	20	12	8	ARDC d/		30	26	22	18
ATC		139	128	117	164	ATC		231	187	202	249
3320th		-	-	-	-	3320th		198	206	152	111
AU		6	1	5	5	AU		16	5	11	10
AAC		5	14	3	1	AAC		11	16	4	6
ConAC		6	7	13	1	ConAC		8	10	13	1
Hq CMD		9	7	5	4	Hq CMD		17	12	14	10
MATS		20	35	28	33	MATS		37	47	40	54
OAR e/		-	-	-	-	OAR e/		-	-	-	-
SAC		212	157	186	150	SAC		352	271	300	270
TAC		30	25	29	24	TAC		52	41	52	52
USAF A f/		-	-	-	-	USAF A f/		-	-	-	-
USAFSS		3	6	10	4	USAFSS		6	8	12	6

TABLE 191 - SECURITY AND LAW ENFORCEMENT ACTIVITIES, WORLD-WIDE, BY QUARTER - FY 1961
(CONTINUED)

LOCATION AND COMMAND	TOTAL	1ST QTR	2ND QTR	3RD QTR	4TH QTR	LOCATION AND COMMAND	TOTAL	1ST QTR	2ND QTR	3RD QTR	4TH QTR
	MEDIUM CUSTODY PRISONERS - IN AIR FORCE CONFINEMENT FACILITIES, EOQ h/ (Cont)						ALL PRISONERS - IN AIR FORCE CONFINEMENT FACILITIES, EOQ h/ (Cont)				
ADC (O)	-	-	-	-	-	ADC (O)	-	-	-	-	-
AMC (O)	1	3	-	-	-	AMC (O)	2	5	1	2	-
CAirC	-	-	2	-	-	CAirC	1	4	2	-	-
MATS (O)	2	1	1	2	2	MATS (O)	5	1	2	9	-
PACAF	33	25	38	33	33	PACAF	53	36	55	57	-
SAC (O)	8	11	6	1	1	SAC (O)	21	13	10	10	-
USAF	29	33	35	34	34	USAF	58	51	62	51	-

a/ The source of these data are reports forwarded to Headquarters United States Air Force according to AFR 205-1. The total for United States includes those violations which occurred at Hq USAF and other areas not listed. Violations in oversea areas of United States commands not given in Other Area listing are indicated as part of the United States totals for the commands.

b/ Designated as a separate operating agency, 1 July 1960.

c/ Redesignated as Air Force Logistics Command, 1 April 1961.

d/ Redesignated Air Force Systems Command and Office of Aerospace Research (a separate operating agency), 1 April 1961.

e/ Designated as a separate operating agency, 1 April 1961. It was originally a part of Air Research and Development Command.

f/ Excludes Cadets.

g/ Moving Traffic Violations NOT included.

h/ EOQ - End of Quarter.

i/ Excludes prisoners confined in United States Disciplinary Barracks or Federal Penal Institutions.

SOURCE: Enforcement-Correction Division, Directorate of Security and Law Enforcement, TIG, Headquarters, USAF

TABLE 192 - USAF MILITARY PERSONNEL ABSENT WITHOUT LEAVE AND MAN-DAYS LOST, WORLD-WIDE, BY QUARTER - FY 1960 AND FY 1961

(Rates are per thousand strength per quarter)

FISCAL YEAR BY QUARTER	ABSENT WITHOUT LEAVE			AWOL MAN-DAYS LOST		
	USAF World-wide	United States	Other Areas	USAF World-wide	United States	Other Areas
<u>FY 1960</u>						
First Quarter	2.7	3.2	1.0	28.0	34.1	6.7
Second Quarter	2.4	2.8	.9	23.3	28.3	6.3
Third Quarter	2.0	2.4	.7	18.6	22.5	5.0
Fourth Quarter	2.0	2.4	.7	20.4	24.6	5.4
<u>FY 1961</u>						
First Quarter	2.1	2.5	.7	21.2	25.7	4.8
Second Quarter	1.7	2.0	.5	16.6	19.9	4.5
Third Quarter	1.6	1.9	.5	15.1	17.7	5.1
Fourth Quarter	1.6	1.9	.5	15.5	18.4	3.8

SOURCE: Enforcement-Correction Division, Directorate of Security and Law Enforcement, TIG, Headquarters, USAF

SECURITY AND DISCIPLINE (CONTINUED)

OFFICE OF SPECIAL INVESTIGATIONS



DEFINITIONS

AUXILIARY OFFICE INVESTIGATIONS - (short terminology - "Auxiliary")

Investigations of any nature conducted by the Directorate of Special Investigations or a District Office in which, in accordance with OSI policy, that office acts as an assistant to the controlling office (the office of origin) within its territorial investigative jurisdiction.

CLASSIFICATION

The numerical designation and descriptive character assigned to each investigation which indicates the principal nature or the purpose of the investigation.

COUNTERINTELLIGENCE INVESTIGATIONS

Investigations conducted to determine facts related to security control measures designed to insure the safeguarding of information, personnel, equipment, and installations against the sabotage, espionage, or subversive activities of foreign powers and of disaffected or dissident groups or individuals which may constitute a threat to the internal security of the Air Force.

GENERAL INVESTIGATIONS

Investigations conducted to determine facts and circumstances pertaining to alleged major violations of the Articles of the Uniform Code of Military Justice, Federal Statutes and/or other applicable directives, by USAF personnel, excluding incidents of a counterintelligence or procurement nature.

INVESTIGATIONS CLOSED

Investigations terminated by offices of origin and auxiliary offices after all relevant facts have been determined and impartially reported to the requesting commander through proper OSI channels.

INVESTIGATIONS OPENED

Investigations initiated by offices of origin or auxiliary offices pursuant to requests from appropriate commanders for the Chief of Staff, USAF.

INVESTIGATIONS PENDING

Investigations opened by offices of origin or auxiliary offices on which, as of the date such investigations are inventoried, there remains further investigative work and reporting to be done before they may be considered investigations closed.

OFFICE OR ORIGIN INVESTIGATIONS - (short terminology - "Origin")

Investigations of any nature conducted by the Directorate of Special Investigations or a District Office in which, in accordance with OSI policy, that office assumes the control of the entire investigation.

PERSONNEL INVESTIGATIONS

Investigations conducted to determine facts upon which the requesting commander can decide whether to grant or deny to the subjects of the investigations access to restricted areas and/or classified defense information. The loyalty and security program within the executive departments established the requirement for such investigations, and they are governed by law, Department of Defense (DOD) directives, and Air Force policies.

SECURITY AND DISCIPLINE (CONTINUED)

OFFICE OF SPECIAL INVESTIGATIONS (CONTINUED)

DEFINITIONS (CONTINUED)

PROCUREMENT INVESTIGATIONS

Investigations conducted to determine facts surrounding incidents of alleged breaches of the public trust and violations of law in connection with Air Force procurement, disposal, nonappropriated funds, and pay and allowance matters.

THE INSPECTOR GENERAL, USAF
OFFICE OF SPECIAL INVESTIGATIONS
DISTRICT MAP

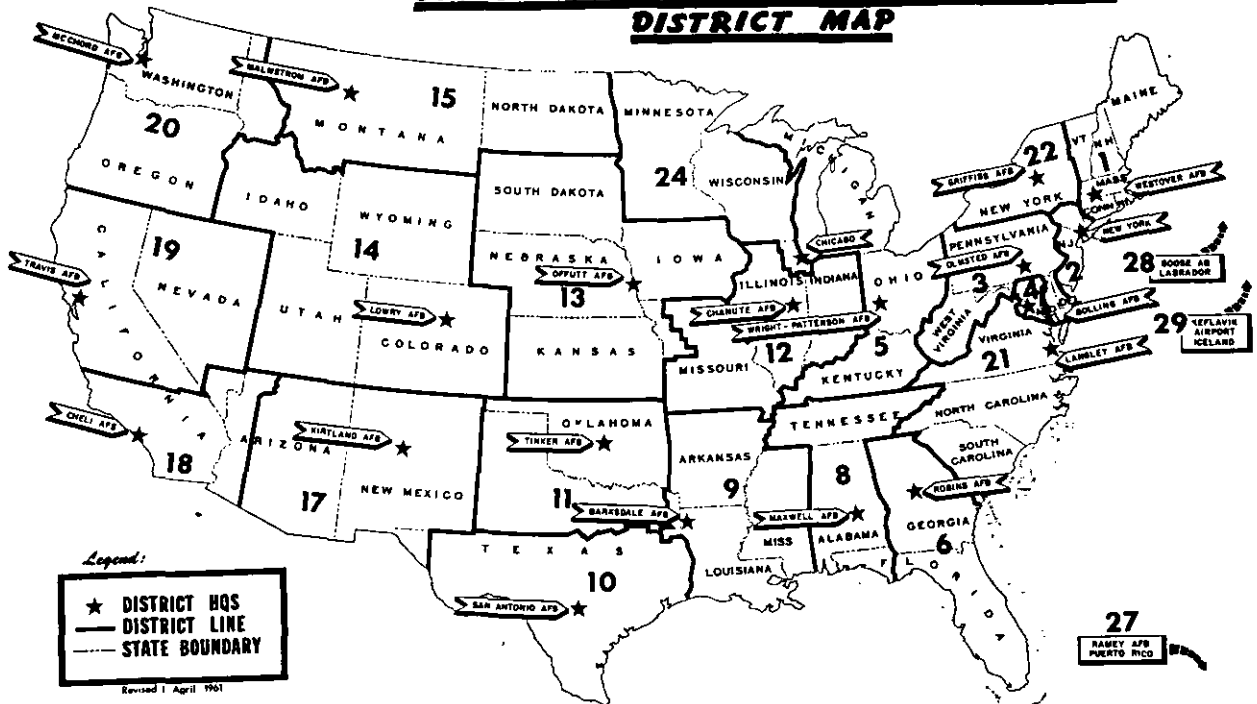


TABLE 193 - SPECIAL INVESTIGATIONS CONDUCTED BY THE OFFICE OF SPECIAL INVESTIGATIONS(OSI), CONTINENTAL US, PUERTO RICO, AND THE NORTHEAST PORTION OF NORTH AMERICA - FY 1961

(Table below is a modification of Table 202, FY 1960 USAF Statistical Digest)

CLASSIFICATION	FY 1961						PENDING 30 JUN 1961		
	Opened			Closed			Total	Origin	Auxiliary
	Total	Origin	Auxiliary	Total	Origin	Auxiliary			
TOTAL	436,062	292,796	143,266	425,125	285,848	139,277	35,541	23,808	11,733
PERSONNEL INVESTIGATION - TOTAL . . .	410,562	279,812	130,750	400,550	273,484	127,066	32,310	21,518	10,792
36 Personnel Investigations - Special	6,715	1,815	4,900	6,188	1,620	4,568	627	252	375
38 Integrated Regular USAF Officers	404	170	234	580	255	325	52	23	29
39 Cryptographic Personnel	41,280	12,852	28,428	40,060	12,116	27,944	3,807	1,965	1,842
40 USAF Civilian Employees	13,209	5,074	8,135	13,000	4,965	8,035	1,369	757	612
41 USAF Military Personnel	173,088	114,928	58,160	168,297	112,053	56,244	13,189	7,933	5,256
42 Facilities Employees	3,941	3,353	588	3,947	3,354	593	281	252	29
43 Contractor Employees	122,804	107,600	15,204	120,493	105,829	14,664	8,930	7,616	1,314
44 Aliens - Civilian	3,574	1,587	1,987	3,441	1,494	1,947	681	405	276
45 USAF Academy Cadets	3,662	2,279	1,383	3,307	2,008	1,299	378	285	93
46 OSI Personnel	4,968	1,008	3,960	4,739	926	3,813	393	148	245
51 Air National Guard	5,223	4,631	592	5,066	4,574	492	406	288	118
52 AF Reserve Not on Active Duty.	18,380	14,660	3,720	18,100	14,523	3,577	938	665	273
54 National Security Agency Matters	1,944	966	978	1,703	820	883	407	268	139
67 Employees Paid From Nonappropriated Funds	684	559	125	660	547	113	53	40	13
68 Special Requests	5,956	5,535	421	5,882	5,516	366	429	361	68
70 Aliens - Military	4,730	2,795	1,935	5,087	2,884	2,203	370	260	110
GENERAL INVESTIGATION - TOTAL	10,996	7,193	3,803	10,973	7,190	3,783	1,029	862	167
6 Homicide	303	206	97	318	217	101	12	11	1
7 Sex Offenses	2,637	1,535	1,102	2,620	1,528	1,092	184	139	45
8 Assault	316	264	52	328	274	54	18	17	1
9 Impersonation	114	87	27	116	88	28	12	12	-
10 Fraudulent Enlistment	112	37	75	109	36	73	11	6	5
12 Forgery	577	379	198	557	362	195	101	87	14
13 Larceny	1,130	875	255	1,135	878	257	98	89	9
14 Theft of Government Property	1,600	1,274	326	1,592	1,264	328	231	220	11
15 Robbery	100	75	25	102	77	25	4	2	2
16 Housebreaking	652	540	112	632	520	112	77	74	3
17 Narcotics Violations	211	119	92	242	155	87	22	9	13
18 Customs Violations	80	47	33	73	45	28	12	6	6
19 Blackmarket Activities	146	38	108	143	36	107	9	5	4
20 Property Destruction	144	103	41	143	103	40	10	9	1
21 Discrimination	6	6	-	6	6	-	-	-	-
22 Intimidation	9	5	4	9	5	4	-	-	-
23 Perjury	126	65	61	122	61	61	13	11	2
24 Special Inquiry	730	297	433	730	300	430	43	25	18
25 Improper Use or Diversion of Government Property or Employees	93	69	24	103	77	26	7	7	-
26 Misconduct	837	549	288	838	552	286	62	49	13
47 Postal Violations	452	224	228	457	224	233	44	38	6
50 Counterfeiting	33	19	14	33	22	11	5	2	3
53 Reciprocal Investigations	236	150	86	233	150	83	10	4	6
62 Bad Checks	291	173	118	271	153	118	43	39	4
72 Lie Detector Examinations	61	57	4	61	57	4	1	1	-
COUNTERINTELLIGENCE INVESTIGATION - TOTAL	9,423	3,505	5,918	9,444	3,537	5,907	996	572	424
27 Espionage	886	217	669	837	198	639	90	46	44
28 Sabotage	193	131	62	194	130	64	18	18	-
31 Disaffection	157	34	123	144	26	118	19	11	8
32 Subversive Activities	555	223	332	546	210	336	59	40	19

TABLE 193 - SPECIAL INVESTIGATIONS CONDUCTED BY THE OFFICE OF SPECIAL INVESTIGATIONS(OSI) CONTINENTAL US, PUERTO RICO, AND THE NORTHEAST PORTION OF NORTH AMERICA - FY 1961(CONTD)

CLASSIFICATION	FY 1961						PENDING 30 JUN 1961		
	Opened			Closed			Total	Origin	Auxil- iary
	Total	Origin	Auxil- iary	Total	Origin	Auxil- iary			
<u>COUNTERINTELLIGENCE INVESTIGATION -</u> (Continued)									
33 Communist Matters	4,872	1,517	3,355	4,817	1,512	3,305	596	325	271
34 Violations AFR 205-1	464	216	248	460	211	249	42	31	11
35 Security Vulnerability Tests	1	1	-	1	1	-	-	-	-
49 Positive Intelligence	233	232	1	233	232	1	-	-	-
56 Essential Elements of Informa- tion	102	100	2	102	100	2	-	-	-
64 Technical Security Surveys	464	379	85	471	387	84	8	6	2
65 Special Security Services	58	58	-	59	59	-	2	2	-
66 Estimates	10	10	-	10	10	-	1	1	-
69 Refugees and Defectors	8	-	8	8	-	8	-	-	-
70(33) Aliens - Military	654	212	442	707	230	477	76	53	23
71 AF Military Personnel - Special Category	748	170	578	840	228	612	80	37	43
127 Counterespionage	18	5	13	15	3	12	5	2	3
<u>PROCUREMENT INVESTIGATION - TOTAL</u>	<u>5,081</u>	<u>2,286</u>	<u>2,795</u>	<u>4,158</u>	<u>1,637</u>	<u>2,521</u>	<u>1,206</u>	<u>856</u>	<u>350</u>
5 Bribery	50	23	27	51	25	26	2	1	1
58 Procurement Matters	692	365	327	675	361	314	165	123	42
59 Disposal Matters	126	40	86	119	33	86	12	10	2
60 Nonappropriated Funds Matters	420	109	311	428	121	307	30	18	12
61 Pay and Allowance Matters	3,793	1,749	2,044	2,885	1,097	1,788	997	704	293

Source: Directorate of Special Investigations, The Inspector General, Headquarters USAF

JUDGE ADVOCATE GENERAL



INTRODUCTION

Judge Advocate General statistics are a collection of selected data on Trials by Courts-Martial. The statistics reported are derived from AF Form 214 "Report of Court-Martial Activities."

The following definitions affect this portion of the Court-Martial Reports:

DEFINITIONS

CIVIL TYPE OFFENSES

- (1) Thefts - Larceny or wrongful appropriation.
- (2) Felonies - Offenses under the Uniform Code of Military Justice which are also offenses under State and Federal statutes and for which the authorized punishment is in excess of one year.
- (3) Others - Offenses under the Uniform Code of Military Justice which are also offenses under State and Federal statutes and for which the authorized punishment is one year or less.

MILITARY OFFENSES

- (1) Absence Without Leave (AWOL) - Any absence from unit, organization, or other place of duty without proper authority.
- (2) Other - Any offense chargeable under the Uniform Code of Military Justice that can be committed only by military personnel.

1090th SPECIAL REPORTING WING (1090th Rep Gr)

This is a joint command exercising reciprocal court-martial jurisdiction for Army, Navy, and Air Force Personnel.

TABLE 194 - OFFENSES TRIED BY COURT -

(Table below covers USAF Military Personnel and those persons subject to Court-Martial Jurisdiction)

OFFENSES BY QUARTER	WORLD WIDE TOTAL	CONTINENTAL								
		TOTAL	USAF a/	ADC	AMC b/	ARDC c/	ATC	AU	ConAC	HQ CMD
<u>MILITARY OFFENSES - TOTAL</u>	<u>15,676</u>	<u>12,653</u>	<u>3</u>	<u>1,866</u>	<u>437</u>	<u>352</u>	<u>3,301</u>	<u>104</u>	<u>85</u>	<u>183</u>
<u>Absence Without Leave (AWOL)</u> <u>Including Desertions - Total</u>	<u>5,544</u>	<u>4,832</u>	<u>2</u>	<u>719</u>	<u>148</u>	<u>154</u>	<u>1,192</u>	<u>30</u>	<u>37</u>	<u>102</u>
First Quarter	1,638	1,450	2	178	48	47	375	6	25	25
Second Quarter	1,423	1,239	-	167	35	44	288	9	8	26
Third Quarter	1,325	1,137	-	201	34	30	276	5	2	33
Fourth Quarter	1,158	1,006	-	173	31	33	253	10	2	18
<u>Other - Total</u>	<u>10,132</u>	<u>7,821</u>	<u>1</u>	<u>1,147</u>	<u>289</u>	<u>198</u>	<u>2,109</u>	<u>74</u>	<u>48</u>	<u>81</u>
First Quarter	2,726	2,130	-	335	117	55	528	23	22	22
Second Quarter	2,393	1,868	-	301	68	59	551	23	16	22
Third Quarter	2,504	1,922	1	247	62	31	562	9	10	14
Fourth Quarter	2,509	1,901	-	264	42	53	468	19	-	23
<u>CIVIL TYPE OFFENSES - TOTAL</u>	<u>9,933</u>	<u>7,321</u>	<u>1</u>	<u>1,146</u>	<u>427</u>	<u>327</u>	<u>1,401</u>	<u>86</u>	<u>44</u>	<u>62</u>
<u>Thefts - Total</u>	<u>4,378</u>	<u>3,469</u>	<u>1</u>	<u>526</u>	<u>140</u>	<u>157</u>	<u>784</u>	<u>24</u>	<u>25</u>	<u>30</u>
First Quarter	1,034	781	-	141	21	24	185	1	14	4
Second Quarter	1,193	943	1	141	55	32	206	6	6	4
Third Quarter	1,061	848	-	80	36	86	194	7	3	13
Fourth Quarter	1,090	897	-	164	28	15	199	10	2	9
<u>Felonies - Total</u>	<u>1,097</u>	<u>790</u>	<u>-</u>	<u>112</u>	<u>68</u>	<u>67</u>	<u>126</u>	<u>3</u>	<u>-</u>	<u>1</u>
First Quarter	222	148	-	3	16	14	22	1	-	1
Second Quarter	370	297	-	52	18	12	50	-	-	-
Third Quarter	259	175	-	28	13	31	28	-	-	-
Fourth Quarter	246	170	-	29	21	10	26	2	-	-
<u>Other - Total</u>	<u>4,458</u>	<u>3,062</u>	<u>-</u>	<u>508</u>	<u>219</u>	<u>103</u>	<u>491</u>	<u>59</u>	<u>19</u>	<u>31</u>
First Quarter	1,292	920	-	145	65	33	107	17	13	10
Second Quarter	1,083	714	-	148	87	17	131	17	2	1
Third Quarter	1,010	657	-	126	42	24	98	16	4	8
Fourth Quarter	1,073	771	-	89	25	29	155	9	-	12

a/ Includes cadets

b/ Redesignated as Air Force Logistics Command, 1 April 1961

c/ Redesignated Air Force Systems Command and Office of Aerospace Research(a separate operating agency), 1 April 1961

Source: Executive Office - Judge Advocate General, USAF


MARTIAL BY COMMAND, WORLD-WIDE, BY QUARTER - FY 1961

pursuant to Uniform Code of Military Justice, Article 2 - (11). Hawaii is included in PacAF data.)

US					OVERSEAS					OFFENSES BY QUARTER
MATS	SAC	TAC	USAFSS	1090th Rep Gp	TOTAL	AAC	CAirC	PacAF	USAFE	
<u>1,059</u>	<u>4,160</u>	<u>946</u>	<u>108</u>	<u>49</u>	<u>3,023</u>	<u>132</u>	<u>32</u>	<u>1,271</u>	<u>1,588</u>	<u>MILITARY OFFENSES - TOTAL</u>
<u>348</u>	<u>1,395</u>	<u>631</u>	<u>44</u>	<u>30</u>	<u>712</u>	<u>61</u>	<u>7</u>	<u>132</u>	<u>512</u>	<u>Absence Without Leave (AWOL)</u> <u>Including Desertion - Total</u>
90	442	186	20	6	188	8	-	39	141	First Quarter
106	367	161	14	14	184	15	2	26	141	Second Quarter
74	309	161	7	5	188	17	5	52	114	Third Quarter
78	277	123	3	5	152	21	-	15	116	Fourth Quarter
<u>711</u>	<u>2,765</u>	<u>315</u>	<u>64</u>	<u>19</u>	<u>2,311</u>	<u>71</u>	<u>25</u>	<u>1,132</u>	<u>1,076</u>	<u>Other - Total</u>
173	738	96	15	6	596	35	4	308	249	First Quarter
149	594	82	-	3	525	7	14	221	283	Second Quarter
189	697	72	25	3	582	15	4	272	291	Third Quarter
200	736	65	24	7	608	14	3	338	253	Fourth Quarter
<u>540</u>	<u>2,812</u>	<u>421</u>	<u>33</u>	<u>21</u>	<u>2,612</u>	<u>145</u>	<u>4</u>	<u>955</u>	<u>1,508</u>	<u>CIVIL TYPE OFFENSES - TOTAL</u>
<u>214</u>	<u>1,262</u>	<u>275</u>	<u>17</u>	<u>14</u>	<u>909</u>	<u>61</u>	<u>4</u>	<u>403</u>	<u>441</u>	<u>Thefts - Total</u>
49	280	46	6	10	253	16	1	121	115	First Quarter
36	350	104	2	-	250	16	3	115	116	Second Quarter
70	303	49	3	4	213	19	-	77	117	Third Quarter
59	329	76	6	-	193	10	-	90	93	Fourth Quarter
<u>50</u>	<u>329</u>	<u>30</u>	<u>3</u>	<u>1</u>	<u>307</u>	<u>16</u>	<u>-</u>	<u>125</u>	<u>166</u>	<u>Felonies - Total</u>
21	65	3	2	-	74	2	-	35	37	First Quarter
12	148	3	1	1	73	4	-	27	42	Second Quarter
6	65	4	-	-	84	4	-	17	63	Third Quarter
11	51	20	-	-	76	6	-	46	24	Fourth Quarter
<u>276</u>	<u>1,221</u>	<u>116</u>	<u>13</u>	<u>6</u>	<u>1,396</u>	<u>68</u>	<u>-</u>	<u>427</u>	<u>901</u>	<u>Other - Total</u>
78	422	24	3	3	372	21	-	77	274	First Quarter
65	214	28	3	1	369	9	-	116	244	Second Quarter
61	261	17	-	-	353	18	-	124	211	Third Quarter
72	324	47	7	2	302	20	-	110	172	Fourth Quarter

*Components - Reserve Forces
and ROTC*

PART XII



DEFINITIONS

In general, the definitions contained herein have been taken from, or are in conformity to, the definitions included in Air Force Regulations 45 series and Air National Guard Regulations, as appropriate.

The statistical data pertaining to the Air Force Reserve and Air National Guard personnel normally refer to those who are not on extended active duty (EAD). Commissioned officers on EAD as Regular USAF Airmen or Regular USAF Airmen or Regular USAF Warrant Officers and Reserve Warrant Officers on EAD as Regular USAF Airmen are also included in these data. These statistical tables are designed to show the composition and characteristics of Reserve Forces personnel and reflect the Reserves of the Air Force strength position at specific intervals throughout the fiscal year.

AIR FORCE RESERVE



ACTIVE DUTY FOR TRAINING (AD TNG)

A full-time tour of duty with the active establishment for Reserve training, under orders which provide for automatic reversion to an inactive duty training status upon completion of the specified tour of active duty. This includes all tours accomplished under the provisions of AFR 45-14, dated, 21 August 1957.

AIR RESERVE CENTER (ARC) TRAINING

Individual type inactive duty training provided by Continental Air Command in Air Reserve Centers through formal courses of instruction.

INACTIVE DUTY TRAINING

Unit training assemblies, training periods of instruction, appropriate duties, or equivalent training, including hazardous duty, which are performed with or without pay by a reservist not on EAD or on active duty for training. Includes duties performed in connection with training, administration, and/or support activities of the unit of assignment or study through the USAF Extension Course Institute. Points will be awarded in accordance with AFR 45-15.

INACTIVE STATUS LIST RESERVE SECTION

Reservists who fail to meet minimum requirements for retention in an active status are assigned to this section if they have completed all reserve service required by law. While assigned to this section, reservists are not eligible for active or inactive duty training, promotion, or award of points. They may be ordered to Extended Active Duty (EAD) involuntarily only if there are no other Ready or Standby Reservists of the appropriate grades and mili-

COMPONENTS - RESERVE FORCES AND ROTC (CONTINUED)

AIR FORCE RESERVE (CONTINUED)

DEFINITIONS (CONTINUED)

tary specialties who are available for active military service and then only if the Director of Selective Service determines that they are available for EAD.

INELIGIBLE RESERVE SECTION (Other)

Consists of Ready Reservists who were transferred to the Air Force Reserve to complete a Reserve obligation in accordance with the Universal Military Training and Service Act of 1948, as amended, who do not voluntarily participate in any Reserve Training programs or point gaining activities.

JOB PROFICIENCY TRAINING (JPT)

Training given an individual Reservist during periods of active or inactive duty to maintain or increase proficiency through actual performance in his mobilization assignment.

MOBILIZATION ASSIGNMENT RESERVE SECTION (MOARS)

Administrative sections of the Major Air Command headquarters and its subordinate organizations. Reservists authorized Parts I, II, or III of the Reserve Space and Grade Authorization by Headquarters USAF are assigned to those sections and are comprised of:

1. Part I, Major Command War Augmentation Requirement for Individuals - Pertains to personnel assigned to and trained (both active and inactive duty training) by the command.
2. Part IA, Individuals - Airmen who are filling Part I positions but are authorized to accomplish their inactive duty training at an Air Reserve Center unit.
3. Part II, Major Command War Augmentation Requirement for Individuals - Pertains to personnel assigned to the command but given inactive duty training and administered by Continental Air Command.
4. Part III, General Reserve War Requirement for Individuals is the attritional replacement requirement of the Air Force. These personnel are assigned to and trained by Continental Air Command.

NON-AFFILIATED RESERVE SECTION

Comprised of Air Force Reserve members in an active status who are not assigned to an Air Force Reserve Category "A" unit, an Air Reserve Center unit, or to a mobilization position, but do physically and professionally qualify for Reserve Training participation, meet established criteria for active military service, and meet minimum retention requirements by completing courses through the USAF Extension Course Institute, by participating in Air Reserve Center unit activities on an unassigned basis, or by participating in other authorized point-gaining activities.

PROGRAM ELEMENTS

Classification of Reservists by type, amount of training and pay authorized, and/or type of unit or categories of assignment.

READY RESERVE

Air Force Reserve units and personnel who may be ordered to extended active duty involuntarily in time of war, national emergency declared by Congress or proclaimed by the President, or when otherwise authorized by law.

RESERVISTS IN NON-PAY STATUS ASSIGNMENTS

Air Force Reservists who are physically and professionally qualified for active duty, but for whom no position vacancy exists in Pay Status Assignments, or those who do not participate in the Air Force Reserve training program

AIR FORCE RESERVE (CONTINUED)

DEFINITIONS (CONTINUED)

to the extent required for retention in Pay Status Assignments. Except for the maximum age of 60, there are no age-in-grade or availability requirements.

RESERVISTS IN PAY STATUS ASSIGNMENTS

Participating Ready Reservists who are authorized pay for active and inactive duty training, or pay for active duty for training only.

RETIRED RESERVE

Air Force Reserve personnel whose service has been honorable and are eligible under AFR 45-39A, and who have applied for and received transfer to the Reserve Retired List.

SELECTIVE ASSIGNEE

A Reservist who has a legal Reserve service obligation and is involuntarily selected to fill a mobilization position.

STANDEY RESERVE

Air Force Reserve personnel who may be ordered to extended active duty involuntarily only in time of war, national emergency declared by Congress, or when otherwise authorized by law.

AIR NATIONAL GUARD



DEFINITIONS

AIR NATIONAL GUARD AUTHORIZED STRENGTH

Total manning authorized under appropriate Tables of Organization, Tables of Distribution, and Unit Manning Documents currently augmented and/or reduced by the National Guard Bureau.

PROGRAM STRENGTH

Manning objective, applicable to units in being or scheduled for activation by a specified period of time.

COMPONENTS - RESERVE FORCES AND ROTC (CONTINUED)

374

AIR FORCE RESERVE OFFICERS TRAINING CORPS (AFROTC)



DEFINITIONS

ADVANCED COURSE

The third and fourth year program of instruction in Air Science.

AFROTC CADET ENROLLMENT

All Air Force Reserve Officers' Training Corps cadets in active participation in ROTC training in conjunction with the academic curriculum at civilian educational institutions. Includes cadets who are tentatively accepted and conditionally enrolled in the advanced course pending determination of eligibility for enrollment.

AIR SCIENCE

The official designation of the Air Force ROTC program of instruction.

BASIC COURSE

The first and second year program of instruction in Air Science.

CATEGORY I-N

Comprises cadets who qualify for navigator training.

CATEGORY I-P

Comprises cadets who qualify for pilot training.

CATEGORY II

Comprises cadets pursuing prescribed engineering and scientific courses of study.

CATEGORY III

Comprises cadets pursuing non-technical courses of study.

CATEGORY IV

Comprises prior service cadets other than those accepted under categories I-P, I-N, II and III (active duty tour not required).

CATEGORY V

Comprises cadets eliminated from I-P and I-N for flying in aptitude or medical reasons, and other groups as designated in special circumstances by Headquarters, USAF.

TABLE 196 -- AF RESERVE OFFICERS BY GRADE, BY YEAR OF BIRTH, WORLD-WIDE -- 15 MAY 1961

(Excludes The USAF Reserve Retired Section)

YEAR OF BIRTH	TOTAL	GENERAL	COLONEL	LIEUTENANT COLONEL	MAJOR	CAPTAIN	FIRST LIEUTENANT	SECOND LIEUTENANT	WARRANT OFFICER
<u>TOTAL</u>	<u>124,901</u>	<u>54</u>	<u>1,275</u>	<u>9,763</u>	<u>18,079</u>	<u>42,505</u>	<u>48,909</u>	<u>3,605</u>	<u>711</u>
1901	94	1	22	43	18	7	3	-	-
1902	127	1	40	60	19	6	1	-	-
1903	214	2	55	108	35	12	2	-	-
1904	259	3	44	152	46	13	1	-	-
1905	340	2	62	188	64	23	-	1	-
1906	373	-	77	204	68	21	1	1	1
1907	469	6	72	245	115	25	4	-	2
1908	514	6	77	279	118	23	4	-	7
1909	581	4	96	283	143	36	7	-	12
1910	717	3	83	376	183	59	7	1	5
1911	792	1	94	348	249	81	7	1	11
1912	916	5	75	421	297	96	10	2	10
1913	1,028	1	74	437	339	141	11	2	23
1914	1,398	3	60	607	462	214	20	3	29
1915	2,314	3	80	754	974	443	20	4	36
1916	3,214	2	58	853	1,367	836	50	5	43
1917	4,003	2	45	977	1,683	1,152	91	6	47
1918	4,661	1	59	1,059	1,927	1,422	101	20	72
1919	4,919	2	54	942	1,989	1,720	138	11	63
1920	5,828	-	33	710	2,256	2,535	184	22	88
1921	6,085	-	6	408	2,083	3,196	286	33	73
1922	5,432	-	3	153	1,538	3,344	333	32	59
1923	5,087	-	-	62	1,093	3,457	398	31	46
1924	4,758	-	1	24	714	3,424	525	44	26
1925	3,336	-	-	6	169	2,562	542	40	18
1926	1,636	-	-	1	19	1,177	417	15	7
1927	2,255	-	-	1	16	1,441	778	13	6
1928	5,638	-	-	1	14	3,224	2,371	25	3
1929	8,039	-	-	-	3	3,717	4,244	67	8
1930	9,805	-	-	1	4	3,503	6,190	105	2
1931	10,543	-	-	2	7	2,786	7,581	160	7
1932	10,440	-	-	-	1	1,053	9,114	271	1
1933	8,269	-	-	-	4	233	7,717	313	2
1934	5,139	-	-	-	-	51	4,807	281	-
1935	2,330	-	-	-	-	6	2,066	258	-
1936	610	-	-	-	-	-	305	305	-
1937	557	-	-	-	-	2	18	537	-
1938	766	-	-	-	-	2	2	762	-
1939	136	-	-	-	-	4	4	128	-
1940	7	-	-	-	-	1	-	6	-
Unknown	1,272	6	5	58	92	457	550	100	4

SOURCE: Statistics and Reports Division, Directorate of Data Systems and Statistics, Comptroller of the Air Force

TABLE 197 AF RESERVE AIRMEN BY GRADE, BY YEAR OF BIRTH, WORLD-WIDE - 15 MAY 1961

(Excludes the USAF Reserve Retired Section)

YEAR OF BIRTH	TOTAL	CHIEF MASTER SERGEANT	SENIOR MASTER SERGEANT	MASTER SERGEANT	TECHNICAL SERGEANT	STAFF SERGEANT	AIRMAN FIRST CLASS	AIRMAN SECOND CLASS	AIRMAN THIRD CLASS	AIRMAN BASIC
TOTAL	348,002	120	481	12,518	6,577	29,712	95,771	138,269	50,943	13,611
1891	3	-	-	1	2	-	-	-	-	-
1892	4	-	-	1	-	3	-	-	-	-
1893	7	-	-	4	-	2	1	-	-	-
1894	8	-	-	6	-	-	2	-	-	-
1895	12	-	-	9	1	2	-	-	-	-
1896	15	-	-	8	2	1	2	1	1	-
1897	31	-	-	9	5	9	5	-	2	1
1898	44	-	1	11	3	16	12	1	-	-
1899	47	1	-	12	4	13	17	-	-	-
1900	66	-	-	17	12	18	16	1	2	-
1901	80	-	1	21	18	23	17	-	-	-
1902	74	-	-	32	9	20	13	-	-	-
1903	96	-	1	38	18	24	12	-	2	1
1904	133	-	-	72	32	16	9	4	-	-
1905	174	-	-	95	33	25	18	3	-	-
1906	207	1	3	125	34	34	7	2	-	1
1907	307	-	2	181	49	51	16	5	3	-
1908	364	-	-	214	68	62	15	2	1	2
1909	375	1	5	220	78	46	21	3	1	-
1910	516	-	7	315	94	68	27	2	1	2
1911	672	2	8	430	121	78	26	4	1	2
1912	795	2	7	533	119	101	27	2	4	-
1913	966	5	13	639	155	109	33	8	3	1
1914	1,216	3	16	766	205	182	36	5	1	2
1915	1,391	5	26	838	260	217	35	8	2	-
1916	1,392	5	16	926	216	164	52	8	4	1
1917	1,697	12	29	1,044	280	246	64	17	4	1
1918	1,928	17	58	1,166	331	275	63	10	6	2
1919	1,697	15	58	909	306	310	72	13	9	5
1920	1,719	17	68	816	344	350	86	21	15	2
1921	1,538	11	51	638	289	419	95	21	11	3
1922	1,068	5	18	332	228	334	95	39	16	1
1923	1,045	2	11	257	260	386	92	25	10	2
1924	1,000	1	7	223	214	412	91	38	13	1
1925	818	-	5	148	168	355	111	20	10	1
1926	967	4	3	150	165	427	143	60	13	2
1927	1,038	1	6	125	197	479	157	48	22	3
1928	1,581	3	9	171	261	699	286	108	41	3
1929	2,136	3	13	194	312	901	429	185	79	20
1930	2,944	1	9	167	354	1,226	681	358	116	32
1931	3,821	1	10	121	331	1,474	1,022	629	197	36
1932	5,308	-	9	80	269	1,715	1,733	1,011	403	88
1933	12,461	-	5	25	172	2,873	5,307	2,768	1,107	204
1934	32,578	-	-	13	132	4,484	14,133	9,737	3,430	649
1935	51,845	1	-	12	101	5,237	21,012	17,774	6,210	1,498
1936	67,573	-	-	10	57	3,834	23,532	27,469	9,984	2,687
1937	62,057	-	-	5	14	1,042	14,368	32,145	11,327	3,156
1938	44,976	-	-	3	8	142	7,086	26,845	8,611	2,281
1939	19,453	-	-	3	1	16	1,613	11,226	5,190	1,404
1940	4,049	-	-	-	1	3	118	1,697	1,746	484
1941	956	-	-	-	-	1	4	164	669	158
1942	315	-	-	1	-	-	-	13	198	103
1943	35	-	-	1	1	-	-	-	21	12
1944	4	-	-	2	-	-	-	2	-	-
Unknown	12,360	1	6	379	243	788	2,959	5,767	1,457	760

Source: Statistics and Reports Division, Directorate of Data Systems and Statistics, Comptroller of the Air Force

TABLE 198 - AF RESERVE OFFICERS IN PAY STATUS AND NONPAY STATUS ASSIGNMENTS BY GRADE, WORLD-WIDE, AT END OF QUARTER - FY 1961

PAY STATUS	TOTAL	GENERAL	COL- ONEL	LIEU- TENANT COLONEL	MAJOR	CAPTAIN	FIRST LIEU- TENANT	SECOND LIEU- TENANT	WARRANT OFFICER
30 SEPTEMBER 1960									
<u>TOTAL</u>	144,138	86	2,909	14,057	21,763	44,277	54,376	5,649	1,021
<u>Paid - Total</u>	27,396	30	729	3,028	6,013	12,586	4,682	305	23
<u>Drill Pay Status - Total</u>	17,642	24	489	2,078	3,969	8,023	2,934	104	21
48 Annual Drills	7,902	17	160	650	1,506	3,823	1,674	56	16
24 Annual Drills	9,740	7	329	1,428	2,463	4,200	1,260	48	5
<u>Active Duty Pay Only - Total</u>	9,754	6	240	950	2,044	4,563	1,748	201	2
<u>Non Paid - Total</u>	100,838	11	635	6,819	12,079	28,107	47,655	4,815	717
<u>Reserve Retired Section - Total</u>	15,904	45	1,545	4,210	3,671	3,584	2,039	529	281
31 DECEMBER 1960									
<u>TOTAL</u>	143,481	85	2,902	14,205	22,112	45,375	52,956	4,780	1,066
<u>Paid - Total</u>	28,705	30	732	3,336	6,482	13,087	4,716	296	26
<u>Drill Pay Status - Total</u>	18,380	25	505	2,282	4,160	8,340	2,933	116	19
48 Annual Drills	8,516	17	176	777	1,684	4,066	1,711	69	16
24 Annual Drills	9,864	8	329	1,505	2,476	4,274	1,222	47	3
<u>Active Duty Pay Only - Total</u>	10,325	5	227	1,054	2,322	4,747	1,783	180	7
<u>Non Paid - Total</u>	97,395	7	562	6,318	11,409	28,368	46,064	3,947	720
<u>Reserve Retired Section - Total</u>	17,381	48	1,608	4,551	4,221	3,920	2,176	537	320
31 MARCH 1961									
<u>TOTAL</u>	143,224	102	2,929	14,642	22,624	46,541	51,182	4,154	1,050
<u>Paid - Total</u>	29,222	47	731	3,432	6,738	13,608	4,399	242	25
<u>Drill Pay Status - Total</u>	19,160	42	507	2,363	4,396	8,817	2,898	117	20
48 Annual Drills	8,904	30	179	806	1,804	4,241	1,761	67	16
24 Annual Drills	10,256	12	328	1,557	2,592	4,576	1,137	50	4
<u>Active Duty Pay Only - Total</u>	10,062	5	224	1,069	2,342	4,791	1,501	125	5
<u>Non Paid - Total</u>	95,679	7	544	6,331	11,341	28,897	44,510	3,363	686
<u>Reserve Retired Section - Total</u>	18,323	48	1,654	4,879	4,545	4,036	2,273	549	339
30 JUNE 1961									
<u>TOTAL</u>	143,508	101	2,965	15,324	23,309	46,437	50,188	4,108	1,076
<u>Paid - Total</u>	29,269	45	730	3,687	6,998	13,469	4,086	224	30
<u>Drill Pay Status - Total</u>	19,335	43	515	2,542	4,533	8,842	2,717	118	25
48 Annual Drills	9,118	30	193	840	1,925	4,366	1,679	66	19
24 Annual Drills	10,217	13	322	1,702	2,608	4,476	1,038	52	6
<u>Active Duty Pay Only - Total</u>	9,934	2	215	1,145	2,465	4,627	1,369	106	5
<u>Non Paid - Total</u>	94,943	7	536	6,501	11,475	28,663	43,752	3,326	683
<u>Reserve Retired Section - Total</u>	19,296	49	1,699	5,136	4,836	4,305	2,350	558	363

Source: Statistics and Reports Division, Directorate of Data Systems and Statistics, Comptroller of the Air Force

TABLE 199 AF RESERVE AIRMEN IN PAY STATUS AND NONPAY STATUS ASSIGNMENT BY GRADE,
WORLD-WIDE, AT END OF QUARTER - FY 1961

PAY STATUS	TOTAL	CHIEF MASTER SER- GEANT	SENIOR MASTER SER- GEANT	MASTER SER- GEANT	TECH- NICAL SER- GEANT	STAFF SER- GEANT	AIRMAN FIRST CLASS	AIRMAN SECOND CLASS	AIRMAN THIRD CLASS	AIRMAN BASIC
30 SEPTEMBER 1960										
<u>TOTAL</u>	<u>364,755</u>	<u>42</u>	<u>256</u>	<u>10,872</u>	<u>6,381</u>	<u>41,556</u>	<u>113,450</u>	<u>125,779</u>	<u>52,098</u>	<u>14,331</u>
<u>Paid - Total</u>	<u>37,952</u>	<u>42</u>	<u>120</u>	<u>3,205</u>	<u>3,154</u>	<u>9,784</u>	<u>6,019</u>	<u>8,626</u>	<u>5,893</u>	<u>1,109</u>
<u>Drill Pay Status - Total</u> . .	<u>29,102</u>	<u>42</u>	<u>120</u>	<u>2,467</u>	<u>2,328</u>	<u>7,779</u>	<u>4,094</u>	<u>7,653</u>	<u>4,464</u>	<u>155</u>
48 Annual Drills	21,683	42	119	1,544	1,538	4,746	2,747	6,670	4,141	136
24 Annual Drills	7,419	-	1	923	790	3,033	1,347	983	323	19
<u>Active Duty Pay Only - Total</u>	<u>8,850</u>	<u>-</u>	<u>-</u>	<u>738</u>	<u>826</u>	<u>2,005</u>	<u>1,925</u>	<u>973</u>	<u>1,429</u>	<u>954</u>
<u>Non Pay - Total</u>	<u>325,725</u>	<u>-</u>	<u>134</u>	<u>7,503</u>	<u>3,167</u>	<u>31,569</u>	<u>107,162</u>	<u>116,957</u>	<u>46,076</u>	<u>13,157</u>
<u>Reserve Retired Section - Total</u>	<u>1,088</u>	<u>-</u>	<u>2</u>	<u>164</u>	<u>60</u>	<u>203</u>	<u>269</u>	<u>196</u>	<u>129</u>	<u>65</u>
31 DECEMBER 1960										
<u>TOTAL</u>	<u>361,145</u>	<u>67</u>	<u>349</u>	<u>11,741</u>	<u>6,446</u>	<u>36,566</u>	<u>105,808</u>	<u>134,086</u>	<u>51,764</u>	<u>14,318</u>
<u>Paid - Total</u>	<u>43,799</u>	<u>45</u>	<u>133</u>	<u>3,226</u>	<u>3,175</u>	<u>9,851</u>	<u>6,600</u>	<u>10,809</u>	<u>7,705</u>	<u>2,255</u>
<u>Drill Pay Status - Total</u> . .	<u>33,970</u>	<u>45</u>	<u>133</u>	<u>2,544</u>	<u>2,543</u>	<u>8,066</u>	<u>4,900</u>	<u>9,325</u>	<u>5,617</u>	<u>797</u>
48 Annual Drills	24,029	45	132	1,614	1,668	5,116	3,069	7,605	4,429	351
24 Annual Drills	9,941	-	1	930	875	2,950	1,831	1,720	1,188	446
<u>Active Duty Pay Only - Total</u>	<u>9,829</u>	<u>-</u>	<u>-</u>	<u>682</u>	<u>632</u>	<u>1,785</u>	<u>1,700</u>	<u>1,484</u>	<u>2,088</u>	<u>1,458</u>
<u>Non Pay - Total</u>	<u>316,214</u>	<u>22</u>	<u>214</u>	<u>8,345</u>	<u>3,210</u>	<u>26,508</u>	<u>98,930</u>	<u>123,068</u>	<u>43,921</u>	<u>11,996</u>
<u>Reserve Retired Section - Total</u>	<u>1,132</u>	<u>-</u>	<u>2</u>	<u>170</u>	<u>61</u>	<u>207</u>	<u>278</u>	<u>209</u>	<u>138</u>	<u>67</u>
31 MARCH 1961										
<u>TOTAL</u>	<u>349,183</u>	<u>120</u>	<u>483</u>	<u>12,687</u>	<u>6,641</u>	<u>29,926</u>	<u>96,061</u>	<u>138,489</u>	<u>51,091</u>	<u>13,685</u>
<u>Paid - Total</u>	<u>48,522</u>	<u>58</u>	<u>160</u>	<u>3,197</u>	<u>3,181</u>	<u>9,714</u>	<u>7,018</u>	<u>12,398</u>	<u>9,648</u>	<u>3,148</u>
<u>Drill Pay Status - Total</u> . .	<u>39,297</u>	<u>58</u>	<u>160</u>	<u>2,592</u>	<u>2,666</u>	<u>8,289</u>	<u>5,627</u>	<u>10,816</u>	<u>7,381</u>	<u>1,708</u>
48 Annual Drills	26,021	58	158	1,627	1,751	5,244	3,374	8,251	4,996	562
24 Annual Drills	13,276	-	2	965	915	3,045	2,253	2,565	2,385	1,146
<u>Active Duty Pay Only - Total</u>	<u>9,225</u>	<u>-</u>	<u>-</u>	<u>605</u>	<u>515</u>	<u>1,425</u>	<u>1,391</u>	<u>1,582</u>	<u>2,267</u>	<u>1,440</u>
<u>Non Pay - Total</u>	<u>299,480</u>	<u>62</u>	<u>321</u>	<u>9,321</u>	<u>3,396</u>	<u>19,998</u>	<u>88,753</u>	<u>125,871</u>	<u>41,295</u>	<u>10,463</u>
<u>Reserve Retired Section - Total</u>	<u>1,181</u>	<u>-</u>	<u>2</u>	<u>169</u>	<u>64</u>	<u>214</u>	<u>290</u>	<u>220</u>	<u>148</u>	<u>74</u>
30 JUNE 1961										
<u>TOTAL</u>	<u>356,504</u>	<u>259</u>	<u>745</u>	<u>14,621</u>	<u>7,354</u>	<u>28,648</u>	<u>95,658</u>	<u>144,381</u>	<u>51,570</u>	<u>13,268</u>
<u>Paid - Total</u>	<u>51,705</u>	<u>70</u>	<u>189</u>	<u>3,179</u>	<u>3,131</u>	<u>9,644</u>	<u>7,235</u>	<u>13,602</u>	<u>11,105</u>	<u>3,550</u>
<u>Drill Pay Status - Total</u> . .	<u>43,568</u>	<u>70</u>	<u>189</u>	<u>2,595</u>	<u>2,660</u>	<u>8,394</u>	<u>6,001</u>	<u>12,167</u>	<u>9,204</u>	<u>2,288</u>
48 Annual Drills	28,023	70	186	1,639	1,771	5,362	3,610	9,093	5,619	673
24 Annual Drills	15,545	-	3	956	889	3,032	2,391	3,074	3,585	1,615
<u>Active Duty Pay Only - Total</u>	<u>8,137</u>	<u>-</u>	<u>-</u>	<u>584</u>	<u>471</u>	<u>1,250</u>	<u>1,234</u>	<u>1,435</u>	<u>1,901</u>	<u>1,262</u>
<u>Non-Pay - Total</u>	<u>303,547</u>	<u>189</u>	<u>554</u>	<u>11,264</u>	<u>4,159</u>	<u>18,777</u>	<u>88,126</u>	<u>130,542</u>	<u>40,302</u>	<u>9,634</u>
<u>Reserve Retired Section - Total</u>	<u>1,252</u>	<u>-</u>	<u>2</u>	<u>178</u>	<u>64</u>	<u>227</u>	<u>297</u>	<u>237</u>	<u>163</u>	<u>84</u>

Source: Statistics and Reports Division, Directorate of Data Systems and Statistics, Comptroller of the Air Force

TABLE 200 - AF RESERVE OFFICERS IN PAY STATUS AND NONPAY STATUS ASSIGNMENTS BY PROGRAM ELEMENT; BY GRADE,
WORLD-WIDE - 30 JUN 1961

PAY STATUS AND PROGRAM ELEMENT	TOTAL	GENERAL	COLONEL	LIEU- TENANT COLONEL	MAJOR	CAPTAIN	FIRST LIEU- TENANT	SECOND LIEU- TENANT	WARRANT OFFICER
<u>TOTAL</u>	<u>143,508</u>	<u>101</u>	<u>2,965</u>	<u>15,324</u>	<u>23,309</u>	<u>46,437</u>	<u>50,188</u>	<u>4,108</u>	<u>1,076</u>
<u>Paid - Total</u>	<u>29,269</u>	<u>45</u>	<u>730</u>	<u>3,687</u>	<u>6,998</u>	<u>13,469</u>	<u>4,086</u>	<u>224</u>	<u>30</u>
<u>Drill Pay Status - Total</u>	<u>19,335</u>	<u>43</u>	<u>515</u>	<u>2,542</u>	<u>4,533</u>	<u>8,842</u>	<u>2,717</u>	<u>118</u>	<u>25</u>
<u>48 Annual Drills- Total</u>	<u>9,118</u>	<u>30</u>	<u>193</u>	<u>840</u>	<u>1,925</u>	<u>4,366</u>	<u>1,679</u>	<u>66</u>	<u>19</u>
Aerial Port Squadrons	37	-	-	-	4	27	5	1	-
Air Base Units	2	-	1	1	-	-	-	-	-
Air Reserve Squadron (Censorship Training)	168	-	8	40	58	54	8	-	-
Air Reserve Troop Carrier Wings	3,726	4	50	190	578	1,927	939	22	16
Air Rescue Squadrons	123	-	-	3	12	69	38	1	-
Airways and Air Communications Service Squadrons	59	-	-	2	6	33	17	1	-
Air Reserve Squadrons (Navigation Training)	785	-	-	-	148	456	179	2	-
Air Terminal Squadrons	81	-	-	1	9	47	22	1	1
Base Support Groups	335	-	3	26	83	161	58	4	-
Evacuation Squadrons	1	-	-	-	-	1	-	-	-
Medical Units	733	1	21	53	89	371	174	24	-
Radiological Survey Squadrons	2	-	-	-	1	1	-	-	-
Recovery Units	242	-	3	39	64	110	24	1	1
MOARS (Job Proficiency Training) Flying Duty	645	19	37	114	187	201	87	-	-
MOARS (Job Proficiency Training) Selective Service Sq	209	-	38	52	68	51	-	-	-
MOARS (Air Reserve Center Training) Instructor Part II	181	-	3	41	82	48	7	-	-
MOARS (Air Reserve Center Training) Instructor Part III	1,388	-	9	192	393	696	89	8	1
MOARS (Job Proficiency Training) ConAC Reg and Sec	401	6	20	86	143	113	32	1	-
<u>24 Annual Drills - Total</u>	<u>10,217</u>	<u>13</u>	<u>322</u>	<u>1,702</u>	<u>2,608</u>	<u>4,476</u>	<u>1,038</u>	<u>52</u>	<u>6</u>
MOARS (Job Proficiency Training) Non Flying Duty	5,519	13	242	894	1,332	2,390	608	35	5
MOARS (Air Reserve Center Training) Trainees Part II	2,172	-	37	268	583	999	271	13	1
MOARS (Air Reserve Center Training) Staff Part II	212	-	10	72	58	64	5	3	-
MOARS (Air Reserve Center Training) Staff Part III	2,314	-	33	468	635	1,023	154	1	-
<u>Active Duty Pay Only - Total</u>	<u>9,934</u>	<u>2</u>	<u>215</u>	<u>1,145</u>	<u>2,465</u>	<u>4,627</u>	<u>1,369</u>	<u>106</u>	<u>5</u>
MOARS (Job Proficiency Training) 15 Days	2,028	2	166	388	464	739	261	7	1
MOARS (Job Proficiency Training) 30 Days	202	-	12	32	29	45	46	37	1
MOARS (Air Reserve Center Training) Trainees Part II	2	-	-	-	-	1	1	-	-
MOARS (Air Reserve Center Training) Trainees Part III	7,695	-	37	725	1,972	3,842	1,061	55	3
Non Prior Service AFROTC Officers	7	-	-	-	-	-	-	7	-
<u>Non Paid - Total</u>	<u>94,943</u>	<u>7</u>	<u>536</u>	<u>6,501</u>	<u>11,475</u>	<u>28,663</u>	<u>43,752</u>	<u>3,326</u>	<u>683</u>
Selective Assignee Assigned to Air Force Reserve Units	33	-	-	-	-	17	15	1	-
Selective Assignee Assigned to Air National Guard Units	20	-	-	-	-	3	17	-	-

TABLE 200 -- AF RESERVE OFFICERS IN PAY STATUS AND NONPAY STATUS ASSIGNMENTS BY PROGRAM ELEMENT, BY GRADE, WORLD-WIDE -- 30 JUN 1961 (CONTINUED)

PAY STATUS AND PROGRAM ELEMENT	TOTAL	GENERAL	COLONEL	LIEU-TENANT COLONEL	MAJOR	CAPTAIN	FIRST LIEU-TENANT	SECOND LIEU-TENANT	WARRANT OFFICER
Non-Paid - Total (Continued)									
Selective Assignee Assigned Against Part I Requirements	887	-	-	-	-	210	673	4	-
Selective Assignee Assigned Against Part II Requirements	341	-	-	-	-	105	236	-	-
Selective Assignee Assigned Against Part III Requirements	1,963	-	-	-	-	340	1,509	14	-
Ineligible Reserve Section (Other)	8,234	-	-	11	51	1,234	5,357	1,581	-
Air Reserve Center Training (Standby)	11,766	-	124	2,891	4,453	3,938	342	14	4
Non-Affiliated Reserve Section - Non Obligors	19,470	-	206	2,167	4,043	8,964	3,266	188	636
Non-Affiliated Reserve Section - Obligors	23,505	-	-	10	29	3,409	19,000	1,056	1
Inactive Status List Reserve Section	28,723	7	206	1,422	2,899	10,443	13,237	467	42
Non-Prior Service AFROTC Officers Delayed	1	-	-	-	-	-	-	1	-
Reserve Retired Section - Total	19,296	49	1,699	5,136	4,836	4,305	2,350	558	363

Source: Statistics and Reports Division, Directorate of Data Systems and Statistics, Comptroller of the Air Force

TABLE 201 -- AF RESERVE AIRMEN IN PAY STATUS AND NONPAY STATUS ASSIGNMENTS BY PROGRAM ELEMENT, BY GRADE, WORLD-WIDE -- 30 JUN 1961

PAY STATUS AND PROGRAM ELEMENT	TOTAL	CHIEF MASTER SERGEANT	SENIOR MASTER SERGEANT	MASTER SERGEANT	TECH-NICAL SERGEANT	STAFF SERGEANT	AIRMAN FIRST CLASS	AIRMAN SECOND CLASS	AIRMAN THIRD CLASS	AIRMAN BASIC
TOTAL	356,504	259	745	14,621	7,354	28,647	95,659	144,381	51,570	13,268
Paid - Total	51,705	70	189	3,179	3,131	9,643	7,236	13,602	11,105	3,550
Drill Pay Status - Total	43,568	70	189	2,595	2,660	8,393	6,002	12,167	9,204	2,288
48 Annual Drills - Total	28,023	70	186	1,639	1,771	5,361	3,611	9,093	5,619	673
Aerial Port Squadrons	624	-	-	35	30	141	182	156	65	15
Air Base Units	3	-	-	2	-	-	-	1	-	-
Air Rescue Squadrons (Censorship Training)	10	-	-	-	-	7	2	1	-	-
Air Reserve Troop Carrier Wings	20,017	65	185	1,190	1,371	4,088	2,550	6,684	3,502	382
Air Rescue Squadrons	370	5	-	21	28	74	95	97	42	8
Airways and Air Communications Service Squadrons	841	-	-	31	29	137	92	359	175	18
Air Terminal Squadrons	608	-	-	25	26	73	147	208	107	22
Base Support Groups	788	-	-	56	55	179	126	151	176	45
Medical Units	3,464	-	-	54	64	309	218	1,245	1,424	150

TABLE 201 - AF RESERVE AIRMEN IN PAY STATUS AND NONPAY STATUS ASSIGNMENTS BY PROGRAM ELEMENT, BY GRADE, WORLD-WIDE - 30 JUN 1961 (CONTINUED)

PAY STATUS AND PROGRAM ELEMENT	TOTAL	CHIEF MASTER SERGEANT	SENIOR MASTER SERGEANT	MASTER SERGEANT	TECH- NICAL SERGEANT	STAFF SERGEANT	AIRMAN FIRST CLASS	AIRMAN SECOND CLASS	AIRMAN THIRD CLASS	AIRMAN BASIC
<u>48 Drills (Continued)</u>										
Recovery Units	726	-	-	72	65	200	138	138	90	23
MOARS (Job Proficiency Training) Flying Duty	12	-	-	1	3	3	4	1	-	-
MOARS (Air Reserve Center Training) Instructor Part II	79	-	1	21	20	28	5	2	2	-
MOARS (Air Reserve Center Training) Instructor Part III	203	-	-	99	45	47	8	3	1	-
MOARS (Job Proficiency Training) ConAC Reg and Sec	278	-	-	32	35	75	44	47	35	10
<u>24 Annual Drills - Total</u>	<u>15,545</u>	-	<u>3</u>	<u>956</u>	<u>889</u>	<u>3,032</u>	<u>2,391</u>	<u>3,024</u>	<u>3,585</u>	<u>1,615</u>
MOARS (Job Proficiency Training) Non Flying Duty	1,455	-	2	172	98	298	245	287	243	110
MOARS (Air Reserve Center Training) Trainee Part II	12,050	-	1	306	463	2,088	1,846	2,593	3,259	1,494
MOARS (Air Reserve Center Training) Staff Part II	780	-	-	104	79	295	139	100	53	10
MOARS (Air Reserve Center Training) Staff Part III	1,260	-	-	374	249	351	161	94	30	1
<u>Active Duty Pay Only - Total</u>	<u>8,137</u>	-	-	<u>584</u>	<u>471</u>	<u>1,250</u>	<u>1,234</u>	<u>1,435</u>	<u>1,901</u>	<u>1,262</u>
MOARS (Job Proficiency Training) 15 Days	112	-	-	13	18	34	31	16	-	-
MOARS (Job Proficiency Training) 30 Days	2,395	-	-	6	7	130	306	631	850	465
MOARS (Air Reserve Center Training) Trainee Part II	3	-	-	1	-	1	-	1	-	-
MOARS (Air Reserve Center Training) Trainee Part III	4,052	-	-	564	446	1,085	897	773	277	10
Non Prior Service Personnel Non Critical Skill	1,482	-	-	-	-	-	-	14	774	694
Non Prior Service Personnel Critical Skill	93	-	-	-	-	-	-	-	-	93
<u>Non Paid - Total</u>	<u>303,547</u>	<u>189</u>	<u>554</u>	<u>11,264</u>	<u>4,159</u>	<u>18,777</u>	<u>88,126</u>	<u>130,542</u>	<u>40,302</u>	<u>9,634</u>
Non Prior Service Personnel Non Critical Skill - Delayed	82	-	-	-	-	-	-	1	11	70
Non Prior Service Personnel Critical Skill - Delayed	1	-	-	-	-	-	-	-	-	1
Selective Assignee Assigned to Air Force Reserve Units	1,324	-	-	-	-	104	606	463	141	10
Selective Assignee Assigned to Air National Guard Units	231	-	-	-	1	28	112	81	6	3
Selective Assignee Assigned Against Part I Requirements	5,012	-	-	-	3	457	2,470	1,934	129	19
Selective Assignee Assigned Against Part II Requirements	7,837	-	-	-	3	793	3,646	3,070	325	-
Selective Assignee Assigned Against Part III Requirements	26,543	-	-	-	4	2,813	11,178	11,826	722	-
Ineligible Reserve Section (Other)	80,299	-	3	21	92	2,448	22,689	47,468	6,559	1,019
Air Force Academy Preparatory School Selectee	89	-	-	-	-	-	-	-	-	89
Air Reserve Center Training (Standby)	335	-	3	105	44	80	51	32	15	5
Non-Affiliated Reserve Section Non-Obligors	4,053	1	4	409	623	1,785	812	315	86	18
Non Affiliated Reserve Section Obligors	66,112	-	-	150	216	3,448	15,687	33,879	10,170	2,562
Inactive Status List Reserve Section	111,629	188	544	10,579	3,173	6,821	30,875	31,473	22,138	5,838
<u>Reserve Retired Section - Total</u>	<u>1,252</u>	-	<u>2</u>	<u>178</u>	<u>64</u>	<u>227</u>	<u>297</u>	<u>237</u>	<u>163</u>	<u>84</u>

Source: Statistics and Reports Division, Directorate of Data Systems and Statistics, Comptroller of the Air Force

TABLE 202 - AF RESERVE MOBILIZATION JOB PROFICIENCY TRAINING (JPT) PERSONNEL, BY COMMAND OF ASSIGNMENT, WORLD-WIDE, AT END OF QUARTER - FY 1961

(See "Introduction and Definitions" preceding this area for abbreviations used in captions of table below.)

TYPE OF PERSONNEL BY COMMAND OF ASSIGNMENT	30 SEPTEMBER (1960)		31 DECEMBER		31 MARCH (1961)		30 JUNE	
	MOARS JPT Paid	MOARS JPT AD Paid	MOARS JPT Paid	MOARS JPT AD Paid	MOARS JPT Paid	MOARS JPT AD Paid	MOARS JPT Paid	MOARS JPT AD Paid
<u>TOTAL</u>	6,579	2,306	7,628	4,532	8,074	5,054	8,519	4,737
OFFICER - TOTAL	5,766	2,099	6,335	2,111	6,679	2,168	6,774	2,230
AIRMAN - TOTAL	813	207	1,293	2,421	1,395	2,886	1,745	2,507
<u>UNITED STATES - TOTAL</u>	6,420	2,216	7,468	4,432	7,917	4,960	8,359	4,640
OFFICER - TOTAL	5,630	2,018	6,199	2,021	6,544	2,083	6,635	2,142
AIRMAN - TOTAL	790	198	1,269	2,411	1,373	2,877	1,724	2,498
<u>Aeronautical Chart and Information Center a/</u>	10	-	5	4	4	5	3	5
Officer	10	-	5	4	4	5	3	5
Airman	-	-	-	-	-	-	-	-
<u>Air Defense Command - Total</u>	436	29	594	562	700	738	782	671
Officer	409	25	485	29	580	34	617	42
Airman	27	4	109	533	120	704	165	629
<u>Air Force Accounting and Finance Center - Total</u>	37	5	38	5	37	5	37	5
Officer	37	5	38	5	37	5	37	5
Airman	-	-	-	-	-	-	-	-
<u>Air Materiel Command - Total b/</u>	1,351	164	1,405	259	1,416	293	1,449	268
Officer	1,226	154	1,263	161	1,275	170	1,294	163
Airman	125	10	142	98	141	123	155	105
<u>Air Research and Development Command - Total c/</u>	274	443	301	462	318	476	329	475
Officer	259	427	284	417	302	427	314	434
Airman	15	16	17	45	16	49	15	41
<u>Air Training Command - Total</u>	234	24	279	133	287	151	305	142
Officer	162	13	169	13	181	14	179	15
Airman	72	11	110	120	106	137	126	127
<u>Air University - Total</u>	46	25	57	60	60	69	71	70
Officer	43	23	51	14	54	20	55	22
Airman	3	2	6	46	6	49	16	48
<u>Continental Air Command - Total</u>	493	15	859	104	1,043	47	1,141	15
Officer	464	11	671	9	798	9	843	8
Airman	29	4	188	95	245	38	298	7
<u>Headquarters Command, USAF - Total</u>	159	29	152	57	148	45	135	50
Officer	109	23	101	28	105	34	100	37
Airman	50	6	51	29	43	11	35	13
<u>Headquarters USAF - Total</u>	701	1,126	707	1,127	699	1,134	650	1,190
Officer	623	1,081	627	1,086	616	1,095	563	1,150
Airman	78	45	80	41	83	39	87	40
<u>Military Air Transport Service - Total</u>	1,293	191	1,454	1,009	1,562	1,257	1,755	1,102
Officer	1,064	118	1,132	121	1,191	132	1,225	128
Airman	229	73	322	888	371	1,125	530	974
<u>Strategic Air Command - Total</u>	764	96	899	348	895	438	932	399
Officer	714	87	782	85	780	83	777	81
Airman	50	9	117	263	115	355	155	318
<u>Tactical Air Command - Total</u>	496	34	599	221	635	257	662	215
Officer	414	23	495	21	528	26	538	24
Airman	82	11	104	200	107	231	124	191

TABLE 202 - AF RESERVE MOBILIZATION JOB PROFICIENCY TRAINING (JPT) PERSONNEL, BY COMMAND OF ASSIGNMENT, WORLD-WIDE, AT END OF QUARTER FY 1961 (CONTINUED)

TYPE OF PERSONNEL BY COMMAND OF ASSIGNMENT	30 SEPTEMBER (1960)		31 DECEMBER		31 MARCH (1961)		30 JUNE	
	MOARS JPT Paid	MOARS JPT AD Paid	MOARS JPT Paid	MOARS JPT AD Paid	MOARS JPT Paid	MOARS JPT AD Paid	MOARS JPT Paid	MOARS JPT AD Paid
UNITED STATES (CONTINUED)								
<u>USAF Academy - Total d/</u>	2	6	2	7	2	7	2	6
Officer	2	6	2	7	2	7	2	6
Airman	-	-	-	-	-	-	-	-
<u>USAF Security Service - Total</u>	124	29	117	74	111	38	106	27
Officer	94	22	94	21	91	22	88	22
Airman	30	7	23	53	20	16	18	5
<u>OVERSEA - TOTAL</u>	159	90	160	100	157	94	160	97
OFFICER - TOTAL	136	81	136	90	135	85	139	88
AIRMAN - TOTAL	23	9	24	10	22	9	21	9
<u>Alaskan Air Command - Total (Includes Alaska)</u>	20	11	22	13	21	15	22	15
Officer	11	5	12	7	12	8	13	8
Airman	9	6	10	6	9	7	9	7
<u>Caribbean Air Command - Total</u>	1	-	1	-	1	-	1	-
Officer	1	-	1	-	1	-	1	-
Airman	-	-	-	-	-	-	-	-
<u>Pacific Air Forces - Total (Includes Hawaii)</u>	99	45	97	45	91	38	82	36
Officer	86	42	84	42	79	37	72	34
Airman	13	3	13	3	12	1	10	2
<u>US Air Forces in Europe - Total</u>	39	34	40	42	44	41	55	46
Officer	38	34	39	41	43	40	53	46
Airman	1	-	1	1	1	1	2	-

a/ Designated as a separate operating agency, 1 July 1960.

b/ Redesignated as Air Force Logistics Command, 1 April 1961.

c/ Redesignated Air Force Systems Command and Office of Aerospace Research (a separate operating agency 1 April 1961)

d/ Excludes Cadets.

Source: Statistics and Reports Division, Directorate of Data Systems and Statistics, Comptroller of the Air Force

TABLE 203 AF RESERVE OFFICERS IN PAY STATUS ASSIGNMENT BY FLYING STATUS, BY GRADE,
WORLD-WIDE, AT END OF QUARTER - FY 1961

GRADE	TOTAL	ON FLYING STATUS				NOT ON FLYING STATUS				AERO RATING AND OR FLYING STATUS UNKNOWN
		Total	Pilot	Other Rated	Non Rated	Total	Pilot	Other Rated	Non Rated	
30 SEPTEMBER 1960										
<u>TOTAL</u>	<u>6,000</u>	<u>4,079</u>	<u>2,479</u>	<u>1,558</u>	<u>42</u>	<u>1,914</u>	<u>164</u>	<u>141</u>	<u>1,609</u>	<u>7</u>
General	17	17	15	2	-	-	-	-	-	-
Colonel	110	83	62	20	1	27	2	2	23	-
Lieutenant Colonel	360	213	186	24	3	147	3	14	130	-
Major	965	682	461	217	4	283	45	42	196	-
Captain	2,955	1,954	1,139	789	26	998	104	73	821	3
First Lieutenant	1,525	1,115	612	495	8	407	10	10	387	3
Second Lieutenant	54	15	4	11	-	38	-	-	38	1
Warrant Officer	14	-	-	-	-	14	-	-	14	-
31 DECEMBER 1960										
<u>TOTAL</u>	<u>6,429</u>	<u>4,161</u>	<u>2,568</u>	<u>1,554</u>	<u>39</u>	<u>2,260</u>	<u>326</u>	<u>187</u>	<u>1,747</u>	<u>8</u>
General	17	17	16	1	-	-	-	-	-	-
Colonel	120	95	73	21	1	25	5	1	19	-
Lieutenant Colonel	453	228	197	29	2	225	59	19	147	-
Major	1,084	707	494	209	4	377	109	65	203	-
Captain	3,131	2,004	1,174	803	27	1,123	135	87	901	4
First Lieutenant	1,550	1,099	613	481	5	448	18	14	416	3
Second Lieutenant	60	11	1	10	-	48	-	1	47	1
Warrant Officer	14	-	-	-	-	14	-	-	14	-
31 MARCH 1961										
<u>TOTAL</u>	<u>6,774</u>	<u>4,316</u>	<u>2,688</u>	<u>1,583</u>	<u>45</u>	<u>2,441</u>	<u>194</u>	<u>182</u>	<u>2,065</u>	<u>17</u>
General	30	26	23	3	-	4	-	-	4	-
Colonel	117	83	62	21	-	34	2	2	30	-
Lieutenant Colonel	477	247	215	30	2	229	12	13	204	1
Major	1,186	761	538	215	8	423	65	66	292	2
Captain	3,280	2,075	1,231	814	30	1,197	105	96	996	8
First Lieutenant	1,610	1,117	615	497	5	489	10	4	475	4
Second Lieutenant	60	7	4	3	-	51	-	1	50	2
Warrant Officer	14	-	-	-	-	14	-	-	14	-
31 JUNE 1961										
<u>TOTAL</u>	<u>6,925</u>	<u>4,378</u>	<u>2,714</u>	<u>1,616</u>	<u>48</u>	<u>2,530</u>	<u>205</u>	<u>182</u>	<u>2,143</u>	<u>17</u>
General	30	26	23	3	-	4	-	-	4	-
Colonel	131	91	67	24	-	40	4	2	34	-
Lieutenant Colonel	475	251	216	32	3	224	9	11	204	-
Major	1,259	815	567	241	7	443	70	74	299	1
Captain	3,405	2,176	1,303	845	28	1,222	109	90	1,023	7
First Lieutenant	1,551	1,011	534	469	8	531	13	5	513	9
Second Lieutenant	57	8	4	2	2	49	-	-	49	-
Warrant Officer	17	-	-	-	-	17	-	-	17	-

Source: Statistics and Reports Division, Directorate of Data Systems and Statistics Comptroller of the Air Force

TABLE 204 - AF RESERVE OFFICERS IN PAY STATUS ASSIGNMENTS BY FLYING STATUS,
BY PROGRAM ELEMENT, BY GRADE, WORLD-WIDE - 30 JUN 1961

PROGRAM ELEMENT AND GRADE	TOTAL	ON FLYING STATUS				NOT ON FLYING STATUS				AERO RATING AND OR FLYING STATUS UNKNOWN
		Total	Pilots	Other Rated	Non Rated	Total	Pilots	Other Rated	Non Rated	
<u>TOTAL</u>	<u>6,925</u>	<u>4,378</u>	<u>2,714</u>	<u>1,616</u>	<u>48</u>	<u>2,530</u>	<u>205</u>	<u>182</u>	<u>2,143</u>	<u>17</u>
<u>Mobilization Assignment Reserve Section On Flying Status - Total</u>	<u>645</u>	<u>645</u>	<u>517</u>	<u>125</u>	<u>3</u>	-	-	-	-	-
General	19	19	17	2	-	-	-	-	-	-
Colonel	37	37	34	3	-	-	-	-	-	-
Lieutenant Colonel	114	114	102	11	1	-	-	-	-	-
Major	187	187	166	20	1	-	-	-	-	-
Captain	201	201	150	50	1	-	-	-	-	-
First Lieutenant	87	87	48	39	-	-	-	-	-	-
Second Lieutenant	-	-	-	-	-	-	-	-	-	-
Warrant Officer	-	-	-	-	-	-	-	-	-	-
<u>Troop Carrier Wings - Total</u>	<u>3,726</u>	<u>2,473</u>	<u>1,890</u>	<u>580</u>	<u>3</u>	<u>1,243</u>	<u>134</u>	<u>104</u>	<u>1,005</u>	<u>10</u>
General	4	4	4	-	-	-	-	-	-	-
Colonel	50	33	27	6	-	17	2	-	15	-
Lieutenant Colonel	190	96	87	8	1	94	4	2	88	-
Major	578	354	304	49	1	223	49	46	128	1
Captain	1,927	1,299	1,017	281	1	624	70	53	501	4
First Lieutenant	939	683	447	236	-	251	9	3	239	5
Second Lieutenant	22	4	4	-	-	18	-	-	18	-
Warrant Officer	16	-	-	-	-	16	-	-	16	-
<u>Air Rescue Squadrons - Total</u>	<u>123</u>	<u>108</u>	<u>79</u>	<u>29</u>	-	<u>15</u>	<u>2</u>	<u>1</u>	<u>12</u>	-
General	-	-	-	-	-	-	-	-	-	-
Colonel	-	-	-	-	-	-	-	-	-	-
Lieutenant Colonel	3	3	3	-	-	-	-	-	-	-
Major	12	11	10	1	-	1	-	-	1	-
Captain	69	60	43	17	-	9	1	1	7	-
First Lieutenant	38	34	23	11	-	4	1	-	3	-
Second Lieutenant	1	-	-	-	-	1	-	-	1	-
Warrant Officer	-	-	-	-	-	-	-	-	-	-
<u>Air Reserve Squadrons Navigation Training - Total</u>	<u>785</u>	<u>785</u>	<u>1</u>	<u>784</u>	-	-	-	-	-	-
General	-	-	-	-	-	-	-	-	-	-
Colonel	-	-	-	-	-	-	-	-	-	-
Lieutenant Colonel	-	-	-	-	-	-	-	-	-	-
Major	148	148	-	148	-	-	-	-	-	-
Captain	456	456	-	456	-	-	-	-	-	-
First Lieutenant	179	179	1	178	-	-	-	-	-	-
Second Lieutenant	2	2	-	2	-	-	-	-	-	-
Warrant Officer	-	-	-	-	-	-	-	-	-	-
<u>Air Terminal Squadrons - Total</u>	<u>81</u>	<u>19</u>	<u>14</u>	<u>5</u>	-	<u>62</u>	<u>6</u>	<u>8</u>	<u>48</u>	-
General	-	-	-	-	-	-	-	-	-	-
Colonel	-	-	-	-	-	-	-	-	-	-
Lieutenant Colonel	1	-	-	-	-	1	-	-	1	-
Major	9	4	4	-	-	5	2	1	2	-
Captain	47	13	9	4	-	34	3	7	24	-
First Lieutenant	22	2	1	1	-	20	1	-	19	-
Second Lieutenant	1	-	-	-	-	1	-	-	1	-
Warrant Officer	1	-	-	-	-	1	-	-	1	-

TABLE 204 - AF RESERVE OFFICERS IN PAY STATUS ASSIGNMENTS BY FLYING STATUS,
BY PROGRAM ELEMENT, BY GRADE, WORLD-WIDE - 30 JUN 1961 (CONTINUED)

PROGRAM ELEMENT AND GRADE	TOTAL	ON FLYING STATUS				NOT ON FLYING STATUS				AERO RATING AND OR FLYING STATUS UNKNOWN
		Total	Pilots	Other Rated	Non Rated	Total	Pilots	Other Rated	Non Rated	
<u>Airways and Air Communications Service</u>										
<u>Squadrons - Total</u>	<u>59</u>	<u>12</u>	<u>10</u>	<u>2</u>	-	<u>47</u>	<u>9</u>	-	<u>38</u>	-
General	-	-	-	-	-	-	-	-	-	-
Colonel	-	-	-	-	-	-	-	-	-	-
Lieutenant Colonel	2	-	-	-	-	2	-	-	2	-
Major	6	2	2	-	-	4	2	-	2	-
Captain	33	6	5	1	-	27	7	-	20	-
First Lieutenant	17	4	3	1	-	13	-	-	13	-
Second Lieutenant	1	-	-	-	-	1	-	-	1	-
Warrant Officer	-	-	-	-	-	-	-	-	-	-
<u>Aerial Port Squadrons - Total</u>	<u>37</u>	<u>14</u>	<u>8</u>	<u>1</u>	<u>5</u>	<u>23</u>	<u>5</u>	<u>2</u>	<u>16</u>	-
General	-	-	-	-	-	-	-	-	-	-
Colonel	-	-	-	-	-	-	-	-	-	-
Lieutenant Colonel	-	-	-	-	-	-	-	-	-	-
Major	4	3	2	-	1	1	1	-	-	-
Captain	27	11	6	1	4	16	4	2	10	-
First Lieutenant	5	-	-	-	-	5	-	-	5	-
Second Lieutenant	1	-	-	-	-	1	-	-	1	-
Warrant Officer	-	-	-	-	-	-	-	-	-	-
<u>Medical Units - Total</u>	<u>733</u>	<u>88</u>	<u>2</u>	<u>50</u>	<u>36</u>	<u>640</u>	<u>11</u>	<u>16</u>	<u>613</u>	<u>5</u>
General	1	1	-	1	-	-	-	-	-	-
Colonel	21	12	-	12	-	9	-	2	7	-
Lieutenant Colonel	53	11	1	9	1	42	-	6	36	-
Major	89	10	-	6	4	79	3	1	75	-
Captain	371	43	1	21	21	325	8	7	310	3
First Lieutenant	174	9	-	1	8	163	-	-	163	2
Second Lieutenant	24	2	-	-	2	22	-	-	22	-
Warrant Officer	-	-	-	-	-	-	-	-	-	-
<u>Base Support Groups - Total</u>	<u>335</u>	<u>112</u>	<u>94</u>	<u>17</u>	<u>1</u>	<u>222</u>	<u>19</u>	<u>25</u>	<u>178</u>	<u>1</u>
General	-	-	-	-	-	-	-	-	-	-
Colonel	3	-	-	-	-	3	1	-	2	-
Lieutenant Colonel	26	8	7	1	-	18	2	-	16	-
Major	83	40	33	7	-	43	3	11	29	-
Captain	161	56	48	7	1	105	11	13	81	-
First Lieutenant	58	8	6	2	-	49	2	1	46	1
Second Lieutenant	4	-	-	-	-	4	-	-	4	-
Warrant Officer	-	-	-	-	-	-	-	-	-	-
<u>Mobilization Assignment Reserve Section</u>										
<u>CONAC Regions and Sectors - Total</u>	<u>401</u>	<u>122</u>	<u>99</u>	<u>23</u>	-	<u>278</u>	<u>19</u>	<u>26</u>	<u>233</u>	<u>1</u>
General	6	2	2	-	-	4	-	-	4	-
Colonel	20	9	6	3	-	11	1	-	10	-
Lieutenant Colonel	86	19	16	3	-	67	3	3	61	-
Major	143	56	46	10	-	87	10	15	62	-
Captain	113	31	24	7	-	82	5	7	70	-
First Lieutenant	32	5	5	-	-	26	-	1	25	-
Second Lieutenant	1	-	-	-	-	1	-	-	1	-
Warrant Officer	-	-	-	-	-	-	-	-	-	-

Source: Statistics and Reports Division, Directorate of Data Systems and Statistics, Comptroller of the Air Force

TABLE 205 - AF RESERVE INACTIVE DUTY TRAINING, BY PROGRAM ELEMENT, WORLD - WIDE,

BY QUARTER - FY 1961

DURING PERIOD	PARTICIPANTS				MAN TRAINING PERIODS			
	Total		For Pay		Paid		Non Paid	
	Officer	Airman	Officer	Airman	Officer	Airman	Officer	Airman
TOTAL	369,795	394,218	174,789	339,705	656,526	1,214,424	569,118	138,143
FIRST QUARTER - TOTAL	57,202	68,058	31,371	59,648	120,859	234,018	61,214	17,256
SECOND QUARTER - TOTAL	103,268	103,265	47,262	81,385	176,667	296,664	161,377	40,976
THIRD QUARTER - TOTAL	104,957	109,248	48,340	96,879	181,918	334,617	174,094	40,728
FOURTH QUARTER - TOTAL	104,368	113,647	47,816	101,793	177,082	349,125	172,433	39,183
Air Base Units - Total	6	4	6	4	12	8	-	-
First Quarter	-	-	-	-	-	-	-	-
Second Quarter	-	-	-	-	-	-	-	-
Third Quarter	-	-	-	-	-	-	-	-
Fourth Quarter	6	4	6	4	12	8	-	-
Air Reserve Wings - Total	41,881	197,131	41,713	197,088	242,511	791,405	4,564	2,420
First Quarter	9,971	44,421	9,969	44,421	57,276	184,057	898	450
Second Quarter	10,452	43,209	10,368	48,206	62,020	196,309	995	619
Third Quarter	10,601	51,020	10,549	50,982	61,474	202,204	1,150	676
Fourth Quarter	10,857	53,481	10,827	53,479	61,741	208,835	1,521	675
Airways and Air Communications Service Squadrons - Total	741	8,379	740	8,377	2,993	31,608	47	30
First Quarter	223	1,793	223	1,792	903	6,844	8	2
Second Quarter	169	2,120	168	2,120	673	8,067	16	6
Third Quarter	173	2,235	173	2,235	698	8,418	8	6
Fourth Quarter	176	2,231	176	2,230	719	8,279	15	16
Aerial Port Squadrons - Total	437	5,783	437	5,764	1,911	25,085	200	374
First Quarter	105	1,277	105	1,276	469	5,224	27	101
Second Quarter	113	1,436	113	1,436	465	6,104	39	64
Third Quarter	109	1,480	109	1,462	512	6,619	80	122
Fourth Quarter	110	1,590	110	1,590	465	7,138	54	87
Air Rescue Squadrons - Total	1,391	3,235	1,382	3,225	9,013	14,504	86	62
First Quarter	344	679	339	678	1,923	2,926	19	11
Second Quarter	346	783	345	782	2,327	3,771	13	6
Third Quarter	348	856	346	856	2,372	3,804	22	5
Fourth Quarter	353	917	352	909	2,391	4,003	32	40
Air Reserve Squadron - (Censorship Training) - Total	1,881	172	1,881	172	7,124	464	29	-
First Quarter	452	29	452	29	1,774	113	-	-
Second Quarter	466	31	466	31	1,688	114	17	-
Third Quarter	473	61	473	61	1,956	127	12	-
Fourth Quarter	490	51	490	51	1,706	110	-	-
Air Reserve Squadrons (Navigation Training) - Total	9,002	-	9,002	-	36,034	-	394	-
First Quarter	2,305	-	2,305	-	9,209	-	48	-
Second Quarter	2,235	-	2,235	-	8,877	-	196	-
Third Quarter	2,217	-	2,217	-	8,800	-	69	-
Fourth Quarter	2,245	-	2,245	-	9,148	-	81	-
Air Terminal Squadrons - Total	802	4,569	802	4,569	3,363	18,152	158	205
First Quarter	148	857	148	857	614	3,447	33	64

TABLE 205 - AF RESERVE INACTIVE DUTY TRAINING, BY PROGRAM ELEMENT, WORLD - WIDE,
BY QUARTER - FY 1961 (CONTINUED)

DURING PERIOD	PARTICIPANTS				MAN TRAINING PERIODS			
	Total		For Pay		Paid		Non Paid	
	Officer	Airman	Officer	Airman	Officer	Airman	Officer	Airman
<u>Air Terminal Squadrons (Continued)</u>								
Second Quarter	203	1,051	203	1,051	828	4,227	36	54
Third Quarter	222	1,226	222	1,226	1,008	4,842	46	45
Fourth Quarter	229	1,435	229	1,435	913	5,636	43	42
<u>Medical Units - Total</u>	<u>7,642</u>	<u>29,392</u>	<u>7,642</u>	<u>29,388</u>	<u>30,239</u>	<u>112,388</u>	<u>523</u>	<u>180</u>
First Quarter	1,712	5,770	1,712	5,770	6,780	21,408	120	17
Second Quarter	1,886	6,511	1,886	6,511	7,454	25,907	90	50
Third Quarter	1,990	7,939	1,990	7,935	7,716	30,308	116	26
Fourth Quarter	2,054	9,172	2,054	9,172	8,289	34,765	197	87
<u>MOARS Selective Service Squadron - Total</u>	<u>2,457</u>	-	<u>2,457</u>	-	<u>8,876</u>	-	-	-
First Quarter	605	-	605	-	1,971	-	-	-
Second Quarter	614	-	614	-	2,326	-	-	-
Third Quarter	619	-	619	-	2,292	-	-	-
Fourth Quarter	619	-	619	-	2,287	-	-	-
<u>MOARS (JPT - Flying Duty) - Total</u>	<u>5,518</u>	<u>76</u>	<u>5,242</u>	<u>75</u>	<u>26,117</u>	<u>366</u>	<u>3,804</u>	<u>38</u>
First Quarter	1,261	13	1,233	13	5,717	131	647	18
Second Quarter	1,414	17	1,392	16	6,817	68	1,172	3
Third Quarter	1,473	26	1,352	26	6,814	97	796	13
Fourth Quarter	1,370	20	1,265	20	6,769	70	1,189	4
<u>MOARS (JPT - Non Flying Duty) - Total</u>	<u>41,082</u>	<u>5,594</u>	<u>40,192</u>	<u>5,536</u>	<u>104,199</u>	<u>13,660</u>	<u>10,986</u>	<u>1,018</u>
First Quarter	8,733	1,045	8,543	1,027	21,509	2,488	1,701	108
Second Quarter	10,587	1,401	10,362	1,390	27,842	3,608	3,051	366
Third Quarter	10,898	1,521	10,798	1,509	28,695	3,702	1,954	141
Fourth Quarter	10,864	1,627	10,489	1,610	26,153	3,862	4,280	403
<u>MOARS (JPT-15 Days Active Duty Only)-Total</u>	<u>5,640</u>	<u>142</u>	-	-	-	-	<u>15,851</u>	<u>357</u>
First Quarter	993	38	-	-	-	-	2,331	66
Second Quarter	1,502	35	-	-	-	-	4,379	72
Third Quarter	1,637	29	-	-	-	-	4,771	115
Fourth Quarter	1,508	40	-	-	-	-	4,370	104
<u>MOARS (JPT-30 Days Active Duty Only)-Total</u>	<u>185</u>	<u>26</u>	-	-	-	-	<u>552</u>	<u>71</u>
First Quarter	23	2	-	-	-	-	53	8
Second Quarter	35	5	-	-	-	-	85	8
Third Quarter	42	6	-	-	-	-	110	17
Fourth Quarter	85	13	-	-	-	-	304	38
<u>Recovery Units - Total</u>	<u>1,969</u>	<u>4,056</u>	<u>1,950</u>	<u>4,043</u>	<u>8,276</u>	<u>15,959</u>	<u>1,230</u>	<u>862</u>
First Quarter	-	-	-	-	-	-	-	-
Second Quarter	566	787	562	787	2,682	3,206	329	217
Third Quarter	694	1,560	694	1,558	2,762	6,063	402	287
Fourth Quarter	709	1,709	694	1,698	2,832	6,690	499	358
<u>MOARS ARC Tng (Staff) Part II - Total</u>	<u>2,686</u>	<u>7,385</u>	<u>2,506</u>	<u>7,092</u>	<u>5,579</u>	<u>14,966</u>	<u>2,596</u>	<u>4,792</u>
First Quarter	617	1,254	487	1,067	900	1,913	634	816
Second Quarter	689	1,814	675	1,806	1,675	3,913	457	860
Third Quarter	737	2,187	731	2,164	1,688	4,742	795	1,555
Fourth Quarter	643	2,130	613	2,055	1,316	4,398	710	1,561

TABLE 205 - AF RESERVE INACTIVE DUTY TRAINING, BY PROGRAM ELEMENT, WORLD - WIDE,
BY QUARTER - FY 1961 (CONTINUED)

DURING PERIOD	PARTICIPANTS				MAN TRAINING PERIODS			
	Total		For Pay		Paid		Non Paid	
	Officer	Airman	Officer	Airman	Officer	Airman	Officer	Airman
MOARS ARC Tng (Staff) Part III - Total	22,692	13,063	21,441	12,403	47,023	26,470	22,964	10,419
First Quarter	4,609	2,579	3,739	2,104	7,147	3,975	4,463	2,090
Second Quarter	5,871	3,489	5,832	3,466	13,312	7,818	4,459	2,048
Third Quarter	5,736	3,430	5,694	3,399	13,041	7,411	5,970	2,761
Fourth Quarter	6,476	3,565	6,176	3,434	13,523	7,266	8,072	3,520
Base Support Groups - Total	2,206	3,405	2,206	3,405	8,748	13,221	304	182
First Quarter	-	-	-	-	-	-	-	-
Second Quarter	397	476	397	476	1,559	1,813	129	54
Third Quarter	885	1,281	885	1,281	3,495	4,947	68	50
Fourth Quarter	924	1,648	924	1,648	3,694	6,461	107	78
MOARS ARC Tng (Instructor) Part II - Total	1,945	696	1,850	651	8,221	2,962	1,526	492
First Quarter	257	76	189	48	689	176	243	61
Second Quarter	581	180	577	180	2,606	851	337	78
Third Quarter	582	222	578	220	2,611	959	470	154
Fourth Quarter	525	218	506	203	2,315	976	476	199
MOARS ARC Tng (Instructor) Part III-Total	12,700	2,126	11,992	2,017	52,176	8,839	8,996	1,385
First Quarter	1,452	297	969	224	3,294	750	1,284	227
Second Quarter	3,584	592	3,577	588	15,460	2,697	2,047	331
Third Quarter	3,868	627	3,836	624	17,547	2,899	2,778	429
Fourth Quarter	3,786	610	3,610	581	15,875	2,493	2,887	398
MOARS JFT-ConAC Regions and Sectors - Total	2,556	1,196	2,436	1,161	9,461	4,106	829	201
First Quarter	66	3	66	3	174	8	17	-
Second Quarter	460	119	449	110	1,682	421	199	33
Third Quarter	856	436	811	412	3,203	1,490	236	93
Fourth Quarter	1,174	638	1,110	636	4,402	2,187	377	75
MOARS ARC Tng (Trainee) Part II-BB - Total	19,732	64,306	18,912	54,735	44,650	120,261	8,255	16,916
First Quarter	719	1,195	287	339	510	558	721	1,197
Second Quarter	7,124	19,646	7,041	12,429	16,374	27,770	2,057	3,010
Third Quarter	6,324	21,506	6,263	20,929	15,234	45,985	2,779	6,047
Fourth Quarter	5,565	21,959	5,321	21,038	12,532	45,948	2,698	6,662
MOARS ARC Tng (Trainee) Part II-BD - Total	269	191	-	-	-	-	587	473
First Quarter	112	39	-	-	-	-	206	71
Second Quarter	106	16	-	-	-	-	270	38
Third Quarter	29	63	-	-	-	-	77	165
Fourth Quarter	22	73	-	-	-	-	34	199
MOARS ARC Tng (Trainee) Part III - Total	67,634	38,218	-	-	-	-	172,618	86,308
First Quarter	6,731	5,352	-	-	-	-	13,719	9,562
Second Quarter	20,298	12,738	-	-	-	-	51,162	28,812
Third Quarter	20,967	10,466	-	-	-	-	56,271	25,450
Fourth Quarter	19,638	9,662	-	-	-	-	51,466	22,484
Air Reserve Center Tng (Standby) - Total	113,003	5,049	-	-	-	-	302,347	11,268
First Quarter	15,495	1,336	-	-	-	-	33,139	2,378
Second Quarter	33,367	1,802	-	-	-	-	89,226	4,228
Third Quarter	33,046	1,059	-	-	-	-	93,918	2,514
Fourth Quarter	31,095	852	-	-	-	-	86,064	2,148
Non-Affiliated Reserve Section - Total	3,738	24	-	-	-	-	9,672	90
First Quarter	259	3	-	-	-	-	903	9
Second Quarter	203	7	-	-	-	-	616	19
Third Quarter	431	12	-	-	-	-	1,196	57
Fourth Quarter	2,845	2	-	-	-	-	6,957	5

Source: Statistics and Reports Division, Directorate of Data Systems and Statistics, Comptroller of the Air Force

TABLE 206 - AF RESERVE ACTIVE DUTY TRAINING BY PROGRAM ELEMENT, WORLD-WIDE, BY QUARTER - FY 1961

(For meaning of abbreviations in stub see "Introduction and Definitions" preceding this area.)

PROGRAM ELEMENT AND DATE	SHORT TOURS				SCHOOL TOURS				SPECIAL TOURS			
	No. Completing		Training Days		No. Completing		Training Days		No. Completing		Training Days	
	Officer	Airman	Officer	Airman	Officer	Airman	Officer	Airman	Officer	Airman	Officer	Airman
TOTAL	<u>24,068</u>	<u>29,145</u>	<u>359,554</u>	<u>443,307</u>	<u>3,144</u>	<u>470</u>	<u>43,364</u>	<u>7,229</u>	<u>13,571</u>	<u>4,186</u>	<u>42,190</u>	<u>21,118</u>
FIRST QUARTER - TOTAL	8,304	19,012	127,454	286,363	766	169	10,232	2,336	2,552	928	9,108	4,520
SECOND QUARTER - TOTAL	2,769	1,120	40,331	15,938	458	85	6,505	1,250	2,434	701	6,847	3,326
THIRD QUARTER - TOTAL	3,912	3,073	64,491	50,515	680	87	9,153	1,640	3,232	878	11,458	6,227
FOURTH QUARTER - TOTAL	9,083	5,940	127,278	90,491	1,240	129	18,074	2,003	5,353	1,679	14,777	7,045
Air Base Units - Total	-	-	-	-	-	-	-	-	<u>4</u>	-	<u>4</u>	-
First Quarter	-	-	-	-	-	-	-	-	-	-	-	-
Second Quarter	-	-	-	-	-	-	-	-	-	-	-	-
Third Quarter	-	-	-	-	-	-	-	-	-	-	-	-
Fourth Quarter	-	-	-	-	-	-	-	-	<u>4</u>	-	<u>4</u>	-
Aerial Port Squadrons - Total	<u>25</u>	<u>316</u>	<u>375</u>	<u>4,740</u>	<u>1</u>	<u>1</u>	<u>3</u>	<u>42</u>	<u>104</u>	<u>380</u>	<u>493</u>	<u>2,121</u>
First Quarter	25	316	375	4,740	1	1	3	42	29	96	243	292
Second Quarter	-	-	-	-	-	-	-	-	23	102	57	321
Third Quarter	-	-	-	-	-	-	-	-	20	71	101	739
Fourth Quarter	-	-	-	-	-	-	-	-	32	111	92	769
Air Rescue Squadrons - Total	<u>108</u>	<u>262</u>	<u>1,620</u>	<u>3,930</u>	<u>32</u>	<u>8</u>	<u>471</u>	<u>70</u>	<u>173</u>	<u>138</u>	<u>546</u>	<u>414</u>
First Quarter	107	262	1,605	3,930	5	3	86	31	28	26	71	75
Second Quarter	1	-	15	-	13	2	216	10	61	52	186	151
Third Quarter	-	-	-	-	7	1	63	10	31	28	116	80
Fourth Quarter	-	-	-	-	7	2	106	19	53	32	173	108
Air Terminal Squadrons - Total	<u>41</u>	<u>224</u>	<u>615</u>	<u>3,345</u>	<u>2</u>	<u>1</u>	<u>28</u>	<u>14</u>	<u>49</u>	<u>27</u>	<u>107</u>	<u>64</u>
First Quarter	30	197	534	3,262	-	-	-	-	25	19	48	48
Second Quarter	7	24	21	38	1	-	14	-	8	4	19	11
Third Quarter	-	-	24	-	-	1	-	14	5	-	12	-
Fourth Quarter	4	3	36	45	1	-	14	-	11	4	28	5
Airways and Air Communications Service Squadrons - Total	<u>51</u>	<u>540</u>	<u>728</u>	<u>7,994</u>	<u>5</u>	<u>4</u>	<u>67</u>	<u>133</u>	<u>92</u>	<u>71</u>	<u>220</u>	<u>284</u>
First Quarter	45	487	663	7,225	2	2	27	28	28	44	99	180
Second Quarter	-	-	-	-	1	2	20	105	24	7	50	47
Third Quarter	-	-	-	-	-	-	-	-	23	9	42	21
Fourth Quarter	6	53	65	769	2	-	20	-	17	11	29	36

TABLE 206 - AF RESERVE ACTIVE DUTY TRAINING BY PROGRAM ELEMENT, WORLD-WIDE, BY QUARTER - FY 1961 (CONTINUED)

PROGRAM ELEMENT AND DATE	SHORT TOURS				SCHOOL TOURS				SPECIAL TOURS			
	No. Completing		Training Days		No. Completing		Training Days		No. Completing		Training Days	
	Officer	Airman	Officer	Airman	Officer	Airman	Officer	Airman	Officer	Airman	Officer	Airman
<u>Base Support Groups - Total</u>	<u>140</u>	<u>162</u>	<u>2,080</u>	<u>2,369</u>	<u>8</u>	<u>4</u>	<u>119</u>	<u>55</u>	<u>119</u>	<u>26</u>	<u>219</u>	<u>42</u>
First Quarter	-	-	-	-	-	-	-	-	-	-	-	-
Second Quarter	7	1	129	18	-	1	-	23	2	-	5	-
Third Quarter	30	40	559	728	-	1	-	14	74	2	99	6
Fourth Quarter	103	121	1,392	1,623	8	2	119	18	43	24	115	36
<u>Censorship Squadron - Total</u>	<u>159</u>	<u>10</u>	<u>2,385</u>	<u>150</u>	<u>6</u>	-	<u>62</u>	-	<u>28</u>	-	<u>96</u>	-
First Quarter	158	10	2,370	150	2	-	7	-	8	-	32	-
Second Quarter	-	-	-	-	1	-	15	-	9	-	28	-
Third Quarter	-	-	-	-	-	-	-	-	4	-	15	-
Fourth Quarter	1	-	15	-	3	-	40	-	7	-	21	-
<u>Medical Units - Total</u>	<u>551</u>	<u>1,975</u>	<u>8,302</u>	<u>29,557</u>	<u>79</u>	<u>4</u>	<u>1,497</u>	<u>56</u>	<u>202</u>	<u>95</u>	<u>706</u>	<u>375</u>
First Quarter	499	1,763	7,473	26,383	9	2	299	28	67	64	289	152
Second Quarter	-	-	-	-	12	1	176	14	11	1	35	14
Third Quarter	-	-	52	-	50	-	723	-	48	6	78	58
Fourth Quarter	52	212	777	3,174	8	1	299	14	76	24	304	151
<u>Recovery Units - Total</u>	<u>79</u>	<u>152</u>	<u>1,168</u>	<u>2,310</u>	<u>22</u>	<u>32</u>	<u>280</u>	<u>405</u>	<u>188</u>	<u>63</u>	<u>324</u>	<u>169</u>
First Quarter	-	-	-	-	-	-	-	-	-	-	-	-
Second Quarter	9	12	125	225	6	27	36	260	41	7	61	11
Third Quarter	24	46	416	779	6	2	92	116	48	7	95	38
Fourth Quarter	46	94	627	1,306	10	3	152	29	99	49	168	120
<u>Troop Carrier Wings - Total</u>	<u>3,361</u>	<u>15,166</u>	<u>50,388</u>	<u>227,134</u>	<u>627</u>	<u>147</u>	<u>8,385</u>	<u>2,805</u>	<u>5,356</u>	<u>2,786</u>	<u>23,700</u>	<u>15,703</u>
First Quarter	3,122	13,932	46,803	208,659	59	29	884	483	752	551	3,979	2,991
Second Quarter	-	6	-	65	95	25	1,604	438	1,030	479	3,987	2,713
Third Quarter	239	1,221	3,585	18,315	155	26	1,792	607	1,395	670	7,378	5,067
Fourth Quarter	-	7	-	95	318	67	4,105	1,277	2,179	1,086	8,356	4,932
<u>Air Reserve Squadrons (Navigation Training) - Total</u>	<u>744</u>	-	<u>10,938</u>	-	<u>16</u>	-	<u>265</u>	-	<u>1,037</u>	-	<u>4,544</u>	-
First Quarter	189	-	3,127	-	4	-	50	-	198	-	896	-
Second Quarter	191	-	2,602	-	2	-	46	-	251	-	1,057	-
Third Quarter	148	-	2,358	-	-	-	-	-	260	-	997	-
Fourth Quarter	216	-	2,851	-	10	-	169	-	328	-	1,594	-

TABLE 206 - AF RESERVE ACTIVE DUTY TRAINING BY PROGRAM ELEMENT, WORLD-WIDE, BY QUARTER - FY 1961 (CONTINUED)

PROGRAM ELEMENT AND DATE	SHORT TOURS				SCHOOL TOURS				SPECIAL TOURS			
	No. Completing		Training Days		No. Completing		Training Days		No. Completing		Training Days	
	Officer	Airman	Officer	Airman	Officer	Airman	Officer	Airman	Officer	Airman	Officer	Airman
<u>MOARS Selective Service Squadrons - Total</u>	198	-	2,958	-	3	-	45	-	9	-	195	-
First Quarter	63	-	980	-	-	-	-	-	8	-	175	-
Second Quarter	11	-	130	-	-	-	-	-	1	-	20	-
Third Quarter	45	-	675	-	-	-	-	-	-	-	-	-
Fourth Quarter	79	-	1,173	-	3	-	45	-	-	-	-	-
<u>MOARS JPT ConAC Regions and Sectors - Total</u>	245	101	3,513	1,517	12	2	147	22	237	66	656	246
First Quarter	3	-	79	-	1	-	14	-	-	-	-	-
Second Quarter	38	7	531	96	-	-	-	-	11	-	27	-
Third Quarter	49	26	859	380	-	-	6	12	70	21	203	94
Fourth Quarter	155	68	2,044	1,041	11	2	127	10	156	45	406	152
<u>MOARS JPT Flying Duty - Total</u>	624	14	9,032	4,188	65	3	1,050	18	27	-	257	-
First Quarter	191	8	2,609	355	8	-	106	-	3	-	12	-
Second Quarter	129	1	1,844	3	9	-	198	-	2	-	11	-
Third Quarter	122	-	2,007	-	20	-	333	-	17	-	210	-
Fourth Quarter	182	5	2,572	60	28	3	413	18	5	-	24	-
<u>MOARS ARC Training (Instructors) Part II - Total</u>	137	46	2,040	712	75	21	1,063	301	134	20	175	24
First Quarter	40	12	600	210	55	20	706	280	66	12	101	16
Second Quarter	15	4	234	50	5	-	63	-	26	2	26	2
Third Quarter	21	6	323	77	2	1	27	21	14	1	16	1
Fourth Quarter	61	24	883	375	13	-	267	-	28	5	32	5
<u>MOARS ARC Training (Instructors) Part III - Total</u>	1,057	165	15,825	2,415	395	52	5,678	731	893	132	1,137	161
First Quarter	319	47	4,855	744	238	46	3,076	651	441	77	568	99
Second Quarter	94	17	1,530	264	11	3	169	37	132	15	135	16
Third Quarter	150	17	2,569	291	20	-	291	13	92	21	105	24
Fourth Quarter	494	84	6,871	1,116	126	3	2,142	30	228	19	329	22
<u>MOARS JPT Non Flying Duty - Total</u>	4,720	900	70,209	13,259	451	3	6,143	74	80	6	1,122	69
First Quarter	1,183	257	18,224	3,701	78	3	1,116	50	43	4	675	56
Second Quarter	813	118	11,946	1,729	90	-	1,125	-	4	-	41	-
Third Quarter	832	140	13,193	2,187	109	-	1,488	-	13	-	230	-
Fourth Quarter	1,892	385	26,846	5,642	174	-	2,414	24	20	2	176	13
<u>MOARS ARC Training (Staff) Part II - Total</u>	224	512	3,319	7,617	35	15	475	182	491	84	774	279
First Quarter	60	118	922	1,820	10	6	133	48	104	11	207	160
Second Quarter	33	61	413	878	6	2	71	30	114	6	148	6
Third Quarter	44	95	775	1,539	3	3	64	49	105	5	206	31
Fourth Quarter	87	238	1,209	3,380	16	4	207	55	168	62	213	82
<u>MOARS ARC Training (Staff) Part III - Total</u>	2,039	1,114	30,341	16,337	332	35	4,657	467	3,812	182	5,175	493
First Quarter	618	293	9,606	4,475	89	9	1,276	101	670	17	1,111	265
Second Quarter	186	139	3,119	2,138	42	7	552	98	622	14	800	22

TABLE 206 -- AF RESERVE ACTIVE DUTY TRAINING BY PROGRAM ELEMENT, WORLD-WIDE, BY QUARTER -- FY 1961 (CONTINUED)

PROGRAM ELEMENT AND DATE	SHORT TOURS				SCHOOL TOURS				SPECIAL TOURS			
	No. Completing		Training Days		No. Completing		Training Days		No. Completing		Training Days	
	Officer	Airman	Officer	Airman	Officer	Airman	Officer	Airman	Officer	Airman	Officer	Airman
<u>MOARS ARC Training (Staff) Part III - Total (Cont'd)</u>												
Third Quarter	460	280	6,879	4,104	48	11	719	167	957	33	1,234	45
Fourth Quarter	775	402	10,737	5,620	153	8	2,110	101	1,563	118	2,030	161
<u>MOARS ARC Training (Trainee) BB-Part II - Total .</u>	<u>1,763</u>	<u>3,850</u>	<u>26,043</u>	<u>57,096</u>	<u>199</u>	<u>75</u>	<u>2,832</u>	<u>954</u>	<u>116</u>	<u>70</u>	<u>361</u>	<u>529</u>
First Quarter	229	423	3,396	6,718	57	30	623	321	15	2	93	124
Second Quarter	201	310	2,819	4,403	28	6	432	85	16	2	47	2
Third Quarter	309	579	5,585	10,101	62	16	866	268	13	1	50	1
Fourth Quarter	1,024	2,538	14,243	35,874	52	23	911	280	72	65	171	402
<u>MOARS JPT - 15 Days Active Duty - Total</u>	<u>1,652</u>	<u>76</u>	<u>24,792</u>	<u>1,214</u>	<u>168</u>	<u>-</u>	<u>2,407</u>	<u>-</u>	<u>59</u>	<u>1</u>	<u>515</u>	<u>14</u>
First Quarter	309	27	5,050	429	26	-	365	-	11	1	164	14
Second Quarter	300	11	4,183	177	41	-	479	-	9	-	30	-
Third Quarter	255	8	4,461	191	39	-	557	-	21	-	245	-
Fourth Quarter	788	30	11,098	417	62	-	1,006	-	18	-	76	-
<u>MOARS JPT - 30 Days Active Duty - Total</u>	<u>139</u>	<u>531</u>	<u>4,146</u>	<u>15,748</u>	<u>10</u>	<u>-</u>	<u>135</u>	<u>-</u>	<u>2</u>	<u>1</u>	<u>62</u>	<u>31</u>
First Quarter	57	16	1,748	376	1	-	15	-	2	1	59	31
Second Quarter	21	3	589	248	2	-	20	-	-	-	-	-
Third Quarter	24	99	810	3,284	2	-	27	-	-	-	-	-
Fourth Quarter	37	413	999	11,840	5	-	72	-	-	-	3	-
<u>MOARS ARC Training (Trainee) BD-Part II - Total .</u>	<u>32</u>	<u>11</u>	<u>473</u>	<u>158</u>	<u>14</u>	<u>-</u>	<u>183</u>	<u>-</u>	<u>3</u>	<u>-</u>	<u>3</u>	<u>-</u>
First Quarter	26	10	396	156	7	-	90	-	3	-	3	-
Second Quarter	5	1	62	2	2	-	26	-	-	-	-	-
Third Quarter	-	-	-	-	-	-	-	-	-	-	-	-
Fourth Quarter	1	-	15	-	5	-	67	-	-	-	-	-
<u>MOARS ARC Training (Trainee) Part III - Total . .</u>	<u>5,979</u>	<u>3,018</u>	<u>88,264</u>	<u>45,287</u>	<u>587</u>	<u>63</u>	<u>7,972</u>	<u>900</u>	<u>356</u>	<u>38</u>	<u>799</u>	<u>100</u>
First Quarter	1,031	834	16,039	13,030	114	18	1,355	273	51	3	283	17
Second Quarter	708	405	10,039	5,604	91	9	1,243	150	37	10	77	10
Third Quarter	1,160	516	19,361	8,539	157	25	2,105	349	22	3	26	22
Fourth Quarter	3,080	1,263	42,825	18,114	225	11	3,269	128	246	22	413	51

Source: Statistics and Reports Division, Directorate of Data Systems and Statistics, Comptroller of the Air Force

TABLE 207 - AF RESERVE OFFICER AND AIRMAN GAINS AND LOSSES, WORLD-WIDE,
BY QUARTER - FY 1961

GAINS AND LOSSES	TOTAL	FIRST QUARTER	SECOND QUARTER	THIRD QUARTER	FOURTH QUARTER
OFFICERS					
<u>GAIN - TOTAL</u>	<u>20,535</u>	<u>8,792</u>	<u>3,722</u>	<u>3,513</u>	<u>4,508</u>
Commissioned From Civil Life	2,199	929	289	545	436
Reappointment	11	5	2	3	1
Commissioned From AFROTC	4,034	2,316	237	541	940
Commissioned from Reserve Enlisted	100	41	3	3	53
From Extended Active Duty	1,581	546	329	191	515
Retirement	6,109	2,433	1,514	1,047	1,115
Recission and/or Revocation of Orders	14	11	1	2	-
Revocation of Orders Declining AF Reserve Appointment	-	-	-	-	-
Commissioned From Regular Warrant or Enlisted	23	5	13	2	3
Appointed Warrant Officer From Enlisted	-	-	-	-	-
From Extended Active Duty With Obligation	3,659	1,666	947	329	717
From Air National Guard	915	183	279	238	215
From Reserve Retired Section	9	1	2	3	3
Previously Lost in Error	1,881	656	106	609	510
<u>LOSS - TOTAL</u>	<u>17,104</u>	<u>4,731</u>	<u>4,379</u>	<u>3,770</u>	<u>4,224</u>
Loss From Reserve Retired List	4	4	-	-	-
Resignation of Commission for Other Than Cause	894	236	132	247	279
Retirement	12	1	2	7	2
Deceased	335	71	73	107	84
To Extended Active Duty	5,397	2,263	1,263	1,011	860
Termination of Commission for Cause	4,961	758	792	1,560	1,851
Recission and/or Revocation of Orders	78	5	60	7	6
To Reserve Retired Section	3,255	1,231	692	504	828
Expiration of Current Term of Appointment	12	-	3	7	2
To Air National Guard	828	131	275	224	198
Previously Gained in Error	1,328	31	1,087	96	114
<u>NET GAIN OR LOSS</u>	<u>3,431</u>	<u>4,061</u>	<u>-657</u>	<u>-257</u>	<u>284</u>
AIRMEN					
<u>GAIN - TOTAL</u>	<u>88,914</u>	<u>24,832</u>	<u>23,775</u>	<u>19,778</u>	<u>20,529</u>
From Extended Active Duty	618	491	74	28	25
From Regular Air Force Due to Hardship	541	16	36	27	462
From Regular Air Force to Fulfill Obligation	61,823	18,324	17,130	14,141	12,228
From Regular Air Force to Complete 30 Years	9,553	1,045	2,386	2,230	3,892
<u>From Civil Life - Total</u>	<u>6,925</u>	<u>1,539</u>	<u>2,036</u>	<u>1,431</u>	<u>1,919</u>
Non Prior Service Under 26	3,392	1,046	1,070	700	576
Non Prior Service 26 and Over	2	-	2	-	-
Prior AMS With Over 30 Days Break	3,393	475	912	717	1,289
Prior APR With Over 30 Days Break	109	17	47	8	37
Prior AMS With Less Than 30 Days Break	29	1	5	6	17
Reenlistment Within 30 Days	75	10	17	19	29
Recission and/or Revocation of Orders	7	6	-	1	-
From Reserve Retired Section	87	34	19	9	25
From Air National Guard	6,351	1,538	1,868	1,557	1,388
Retirement	235	49	48	63	75
Previously Lost in Error	2,699	1,780	161	272	486

TABLE 207 - AF RESERVE OFFICER AND AIRMAN GAINS AND LOSSES. WORLD-WIDE
BY QUARTER - FY 1961 (CONTINUED)

GAINS AND LOSSES	TOTAL	FIRST QUARTER	SECOND QUARTER	THIRD QUARTER	FOURTH QUARTER
	AIRMEN (Continued)				
<u>LOSS - TOTAL</u>	<u>113,082</u>	<u>40,739</u>	<u>27,395</u>	<u>31,740</u>	<u>13,208</u>
Lost From Reserve Retired List	1	1	-	-	-
Retirement	28	8	19	1	-
Deceased	476	78	148	148	102
To Extended Active Duty	190	130	15	24	21
Enlisted in Regular AF Non Prior Service Under 26	69	11	25	25	8
Enlisted in Regular AF Other	3,035	437	545	855	1,198
Commissioned From Reserve Enlisted	423	41	3	325	54
Discharge Non Prior Service Under 26	50	6	9	16	19
Discharged, Expiration Of Term Of Service or Obligation	101,169	38,398	24,779	28,041	9,951
Discharged, Other Than Expiration Of Term Of Service Or Obligation	4,762	1,164	1,117	1,321	1,160
Recission and/or Revocation Of Orders	113	9	43	7	54
To Reserve Retired Section	228	40	75	50	63
To Air National Guard	1,482	273	356	410	443
Previously Gained In Error	1,056	143	261	517	135
<u>NET GAIN OR LOSS</u>	<u>- 24,168</u>	<u>-15,907</u>	<u>- 3,620</u>	<u>-11,962</u>	<u>7,321</u>

Source: Statistics and Reports Division, Directorate of Data Systems and Statistics, Comptroller of the Air Force

~~CONFIDENTIAL~~

TABLE 208 - FUNCTIONAL DISTRIBUTION OF AIR FORCE RESERVE AIRCRAFT BY TYPE AND MODEL -
AS OF 30 JUN 1961 AND HOURS FLOWN BY TYPE AND MODEL - DURING FY 1961

TYPE AND MODEL	TOTAL FLYING HOURS	TOTAL AIRCRAFT	TOTAL ACTIVE AIRCRAFT	OPERATING ACTIVE	NON-OPERATING ACTIVE	INACTIVE
<u>TOTAL</u>	<u>42,694</u>	<u>803</u>	<u>802</u>	<u>752</u>	<u>50</u>	<u>1</u>
<u>SEARCH AND RESCUE - TOTAL</u>	<u>1,556</u>	<u>25</u>	<u>25</u>	<u>25</u>	-	-
SA-16	1,556	25	25	25	-	-
<u>CARGO - TOTAL</u>	<u>36,933</u>	<u>745</u>	<u>745</u>	<u>695</u>	<u>50</u>	-
C-124	1,048	47	47	43	4	-
C-123	2,990	47	47	46	1	-
C-119	32,895	651	651	606	45	-
<u>TRAINERS - TOTAL</u>	<u>4,205</u>	<u>33</u>	<u>32</u>	<u>32</u>	-	<u>1</u>
TC-47	4,205	32	32	32	-	-
T-34	-	1	-	-	-	1

Source: Statistics and Reports Division, Directorate of Data Systems and Statistics, Comptroller of the Air Force.

~~CONFIDENTIAL~~

TABLE 209 — AIR NATIONAL GUARD OFFICERS BY GRADE, BY YEAR OF BIRTH,
UNITED STATES AND POSSESSION OF PUERTO RICO — 30 JUN 1961

YEAR OF BIRTH	TOTAL	GENERAL	COLONEL	LIEUTENANT COLONEL	MAJOR	CAPTAIN	FIRST LIEUTENANT	SECOND LIEUTENANT	WARRANT OFFICER
TOTAL	8,718	47	154	628	1,483	3,150	2,190	727	339
1901	2	-	-	-	-	-	-	-	2
1902	5	-	4	-	-	-	-	-	1
1903	2	-	1	1	-	-	-	-	-
1904	5	-	3	1	-	-	-	-	1
1905	5	-	-	4	-	-	-	-	1
1906	7	1	3	1	-	-	-	-	2
1907	19	3	7	7	-	-	-	-	2
1908	21	3	3	11	1	-	-	-	3
1909	20	2	2	11	2	-	-	-	3
1910	25	1	4	12	3	-	-	-	5
1911	34	2	6	16	5	-	-	-	5
1912	40	2	10	15	7	-	-	-	6
1913	28	-	6	9	10	1	-	-	2
1914	62	-	6	28	12	2	-	-	14
1915	88	3	12	29	31	4	-	-	9
1916	151	5	15	51	52	16	-	-	12
1917	188	4	7	56	73	31	-	-	17
1918	267	11	23	56	115	34	-	-	28
1919	305	3	13	85	117	63	-	-	24
1920	341	5	10	58	142	101	1	-	24
1921	452	-	12	71	198	144	-	-	27
1922	466	-	1	45	196	200	-	-	24
1923	443	1	4	35	190	190	2	-	21
1924	442	1	2	21	184	212	4	-	18
1925	291	-	-	5	69	196	8	-	13
1926	177	-	-	-	19	122	27	-	9
1927	211	-	-	-	17	153	33	-	8
1928	368	-	-	-	25	269	68	-	6
1929	478	-	-	-	11	337	113	-	17
1930	609	-	-	-	3	406	179	7	14
1931	553	-	-	-	-	312	221	14	6
1932	552	-	-	-	-	219	302	22	9
1933	511	-	-	-	1	88	388	30	4
1934	477	-	-	-	-	36	364	76	1
1935	410	-	-	-	-	7	274	129	-
1936	316	-	-	-	-	-	162	154	-
1937	173	-	-	-	-	-	37	136	-
1938	90	-	-	-	-	2	4	84	-
1939	50	-	-	-	-	1	1	48	-
1940	13	-	-	-	-	-	-	13	-
1941	3	-	-	-	-	-	-	3	-
UNKNOWN	18	-	-	-	-	.4	2	11	1

Source: Statistics and Reports Division, Directorate of Data Systems and Statistics, Comptroller of the Air Force

TABLE 210 - AIR NATIONAL GUARD AIRMEN BY GRADE, BY YEAR OF BIRTH,
UNITED STATES AND POSSESSION OF PUERTO RICO - 30 JUN 1961

YEAR OF BIRTH	TOTAL	CHIEF MASTER SERGEANT	SENIOR MASTER SERGEANT	MASTER SERGEANT	TECHNICAL SERGEANT	STAFF SERGEANT	AIRMAN FIRST CLASS	AIRMAN SECOND CLASS	AIRMAN THIRD CLASS	AIRMAN BASIC
TOTAL	62,249	163	873	3,654	4,550	10,520	9,144	19,697	10,989	2,659
1895.	1	-	-	-	1	-	-	-	-	-
1896.	-	-	-	-	-	-	-	-	-	-
1897.	-	-	-	-	-	-	-	-	-	-
1898.	3	-	1	1	-	-	1	-	-	-
1899.	3	1	-	1	-	1	-	-	-	-
1900.	2	-	-	2	-	-	-	-	-	-
1901.	6	-	-	2	1	3	-	-	-	-
1902.	5	-	1	3	1	-	-	-	-	-
1903.	7	-	1	5	-	1	-	-	-	-
1904.	9	1	2	5	1	-	-	-	-	-
1905.	10	-	-	8	1	-	1	-	-	-
1906.	15	-	2	6	4	2	1	-	-	-
1907.	26	-	6	11	7	1	1	-	-	-
1908.	23	-	2	16	4	1	-	-	-	-
1909.	34	-	3	16	8	6	1	-	-	-
1910.	39	-	3	18	5	10	2	1	-	-
1911.	67	1	6	34	9	15	2	-	-	-
1912.	89	1	10	32	19	25	2	-	-	-
1913.	87	7	15	34	20	10	1	-	-	-
1914.	154	1	16	79	29	26	2	1	-	-
1915.	175	5	23	77	28	35	4	3	-	-
1916.	184	8	20	80	34	38	3	-	1	-
1917.	261	10	31	132	51	28	9	-	-	-
1918.	336	10	50	127	87	50	9	3	-	-
1919.	402	15	59	166	70	79	12	1	-	-
1920.	501	18	82	179	104	93	20	5	-	-
1921.	484	11	62	183	108	97	16	6	1	-
1922.	473	12	51	193	107	91	14	5	-	-
1923.	512	10	59	192	110	114	19	6	1	1
1924.	520	10	69	167	108	127	28	10	1	-
1925.	413	3	33	135	99	108	21	13	1	-
1926.	485	4	30	137	117	151	26	19	1	-
1927.	514	4	30	122	153	141	45	16	3	-
1928.	791	8	43	215	259	210	43	12	1	-
1929.	1,028	11	46	250	342	298	67	13	1	-
1930.	1,318	6	49	315	444	402	71	29	2	-
1931.	1,389	3	37	281	477	487	85	16	3	-
1932.	1,190	1	24	169	361	451	121	58	5	-
1933.	1,137	-	4	77	243	449	216	114	32	2
1934.	2,500	-	1	74	332	887	481	575	142	8
1935.	6,073	-	-	66	395	1,654	1,384	2,027	528	19
1936.	8,755	-	-	28	262	1,956	1,603	3,553	1,267	86
1937.	10,063	-	-	4	111	1,413	1,637	3,830	2,742	326
1938.	9,096	-	-	5	26	795	1,652	3,487	2,268	863
1939.	5,833	-	-	-	2	207	1,102	2,866	1,184	472
1940.	3,426	-	-	-	-	34	343	1,854	989	206
1941.	2,078	-	-	-	-	-	69	856	926	227
1942.	1,223	-	-	-	-	-	4	263	732	224
1943.	332	-	-	-	-	-	-	20	126	186
1944.	33	-	-	-	-	-	-	-	-	33
Unknown	144	2	2	7	10	24	26	35	32	6

SOURCE: Statistics and Reports Division, Directorate of Data Systems and Statistics, Comptroller of the Air Force

TABLE 211 - AUTHORIZED AND ASSIGNED AIR NATIONAL GUARD PERSONNEL IN FEDERALLY RECOGNIZED UNITS BY STATE AND THE US POSSESSION OF PUERTO RICO - 30 JUN 1961

STATES AND US POSSESSIONS	FEDERALLY RECOGNIZED UNITS	AUTHORIZED STRENGTH				ASSIGNED STRENGTH			
		TOTAL	Officer	Warrant Officer	Airmen	Total	Officer	Warrant Officer	Airmen
TOTAL	585	86,348	10,882	197	75,269	70,895	8,379	339	62,177
UNITED STATES - TOTAL	577	85,302	10,754	193	74,355	70,026	8,285	338	61,403
Alabama	18	2,504	271	1	2,232	2,111	224	12	1,875
Alaska	2	277	49	-	228	206	34	-	172
Arizona	11	1,561	181	14	1,366	1,383	163	5	1,215
Arkansas	10	1,548	186	-	1,362	1,284	147	5	1,132
California	36	5,051	606	21	4,424	4,399	457	27	3,915
Colorado	15	1,342	175	2	1,165	1,156	147	13	996
Connecticut	8	1,239	137	1	1,101	1,028	119	8	901
Delaware	2	525	59	4	462	501	50	2	449
District of Columbia	14	1,275	166	2	1,107	1,036	127	7	902
Florida	7	998	106	-	892	775	75	5	695
Georgia	17	2,781	338	8	2,435	2,363	247	14	2,102
Hawaii	10	1,609	181	-	1,428	938	116	1	821
Idaho	6	810	93	7	710	744	86	3	655
Illinois	12	2,395	263	8	2,124	2,150	216	6	1,928
Indiana	16	1,593	207	-	1,386	1,348	177	3	1,168
Iowa	9	1,728	209	7	1,512	1,523	179	8	1,336
Kansas	4	1,253	163	3	1,087	1,049	111	4	934
Kentucky	9	928	126	7	795	838	107	1	730
Louisiana	9	1,039	111	-	928	914	85	5	824
Maine	10	1,314	165	-	1,149	959	132	-	827
Maryland	5	1,076	138	6	932	1,000	125	3	872
Massachusetts	20	2,477	313	3	2,161	2,091	248	16	1,827
Michigan	16	1,998	291	5	1,702	1,708	236	3	1,469
Minnesota	16	1,931	304	1	1,626	1,554	212	4	1,338
Mississippi	4	1,249	159	-	1,090	909	112	3	794
Missouri	19	2,399	298	-	2,101	2,139	258	9	1,872
Montana	6	909	123	8	778	785	110	3	672
Nebraska	7	911	103	1	807	683	84	2	597
Nevada	2	580	92	1	487	526	63	7	456
New Hampshire	7	804	139	1	664	655	87	1	567
New Jersey	15	2,210	302	-	1,908	1,626	222	7	1,397
New Mexico	7	927	95	1	831	620	63	1	556
New York	31	4,920	665	1	4,254	3,911	512	20	3,379
North Carolina	8	1,067	152	-	915	903	101	-	802
North Dakota	6	871	122	8	741	801	109	2	690
Ohio	21	3,635	455	4	3,176	2,878	350	8	2,520
Oklahoma	16	2,072	320	1	1,751	1,768	219	9	1,540
Oregon	9	1,395	154	9	1,232	1,206	142	16	1,048
Pennsylvania	21	4,458	513	-	3,945	3,048	334	17	2,697
Rhode Island	4	813	103	5	705	759	92	9	658
South Carolina	7	907	97	8	802	818	73	2	743
South Dakota	6	868	121	7	740	814	83	6	725
Tennessee	21	2,880	405	7	2,468	2,433	291	13	2,129
Texas	26	3,534	333	8	3,193	2,681	285	7	2,389

TABLE 211 - AUTHORIZED AND ASSIGNED AIR NATIONAL GUARD PERSONNEL IN FEDERALLY RECOGNIZED UNITS BY STATE AND THE US POSSESSION OF PUERTO RICO - 30 JUN 1961 (CONTINUED)

STATES AND US POSSESSIONS	FEDERALLY RECOGNIZED UNITS	AUTHORIZED STRENGTH				ASSIGNED STRENGTH			
		Total	Officer	Warrant Officer	Airmen	Total	Officer	Warrant Officer	Airmen
Utah	7	1,061	162	-	899	947	113	12	822
Vermont	7	963	127	-	836	666	98	-	568
Virginia	2	558	68	-	490	507	53	-	454
Washington	15	1,948	225	3	1,720	1,462	172	8	1,282
West Virginia	5	1,253	180	5	1,068	1,033	132	6	895
Wisconsin	14	2,153	299	15	1,839	1,902	254	12	1,636
Wyoming	2	705	104	-	601	488	53	3	432
<u>US POSSESSIONS - TOTAL</u>	<u>8</u>	<u>1,046</u>	<u>128</u>	<u>4</u>	<u>914</u>	<u>869</u>	<u>94</u>	<u>1</u>	<u>714</u>
Puerto Rico	8	1,046	128	4	914	869	94	1	774

SOURCE: Statistics and Reports Division, Directorate of Data Systems and Statistics, Comptroller of the Air Force

TABLE 212 - AIR NATIONAL GUARD TRAINING BY TYPE, UNITED STATES AND POSSESSIONS, BY QUARTER - FY 1961

TYPE OF TRAINING	NUMBER COMPLETING TRAINING				
	Total	First Quarter	Second Quarter	Third Quarter	Fourth Quarter
<u>FIELD TRAINING - TOTAL</u>	<u>78,962</u>	<u>59,947</u>	-	-	<u>19,015</u>
Officer	8,142	5,767	-	-	2,375
Airman	70,820	54,180	-	-	16,640
<u>NAVIGATOR TRAINING - TOTAL</u>	<u>37</u>	<u>6</u>	<u>4</u>	<u>6</u>	<u>21</u>
Officer	30	6	4	6	14
Cadet	7	-	-	-	7
<u>PILOT TRAINING - TOTAL</u>	<u>59</u>	<u>6</u>	<u>15</u>	<u>11</u>	<u>27</u>
Officer	19	2	7	4	6
Cadet	40	4	8	7	21
<u>TECHNICAL TRAINING - TOTAL</u>	<u>1,604</u>	<u>526</u>	<u>338</u>	<u>308</u>	<u>432</u>
Officer	678	157	128	128	265
Airman	926	369	210	180	167

Source: Statistics and Reports Division, Directorate of Data Systems and Statistics, Comptroller of the Air Force

TABLE 213 - FUNCTIONAL DISTRIBUTION OF AIR NATIONAL GUARD AIRCRAFT BY TYPE AND MODEL, WORLD-WIDE - AS OF 30 JUN 1961

(IRAN - Inspection and Repair As Necessary)

TYPE; MODEL OF AIRCRAFT	TOTAL AIR-CRAFT	ACTIVE											TOTAL IN-ACTIVE
		Total (Active Aircraft)	Operating Active							Non-operating Active			
			Total (Operating Active)	Tactical and Combat Support	Training	Operational Support	Administrative	Special Activity and Utility Transport	Test and Test Support	Total (Non-Operating Active)	Maintenance, Modification, and IRAN	Other	
<u>TOTAL</u>	<u>1,999</u>	<u>1,993</u>	<u>1,841</u>	<u>1,819</u>	<u>17</u>	-	<u>5</u>	-	-	<u>152</u>	<u>151</u>	<u>1</u>	<u>6</u>
<u>Bombers - Total</u>	<u>2</u>	<u>2</u>	<u>2</u>	<u>2</u>	-	-	-	-	-	-	-	-	-
B-57	2	2	2	2	-	-	-	-	-	-	-	-	-
<u>Tanker - Total</u>	<u>15</u>	<u>15</u>	<u>15</u>	<u>15</u>	-	-	-	-	-	-	-	-	-
KC-97	15	15	15	15	-	-	-	-	-	-	-	-	-
<u>Fighter - Total</u>	<u>1,301</u>	<u>1,296</u>	<u>1,198</u>	<u>1,198</u>	-	-	-	-	-	<u>98</u>	<u>97</u>	<u>1</u>	<u>5</u>
F-104A	55	55	44	44	-	-	-	-	-	11	11	-	-
F-104B	6	6	6	6	-	-	-	-	-	-	-	-	-
F-102A	118	118	109	109	-	-	-	-	-	9	9	-	-
TF-102A	12	12	11	11	-	-	-	-	-	1	1	-	-
F-100A	66	66	65	65	-	-	-	-	-	1	1	-	-
F-100C	93	93	81	81	-	-	-	-	-	12	12	-	-
F-100F	14	14	12	12	-	-	-	-	-	2	2	-	-
F-89	254	254	252	252	-	-	-	-	-	2	1	1	-
F-86H	172	168	153	153	-	-	-	-	-	15	15	-	4
F-86L	201	200	189	189	-	-	-	-	-	11	11	-	1
F-84F	310	310	276	276	-	-	-	-	-	34	34	-	-
<u>Reconnaissance - Total</u>	<u>212</u>	<u>212</u>	<u>202</u>	<u>202</u>	-	-	-	-	-	<u>10</u>	<u>10</u>	-	-
RF-84F	148	148	142	142	-	-	-	-	-	6	6	-	-
RF-84K	7	7	7	7	-	-	-	-	-	-	-	-	-
RB-57	57	57	53	53	-	-	-	-	-	4	4	-	-

TABLE 213 - FUNCTIONAL DISTRIBUTION OF AIR NATIONAL GUARD AIRCRAFT BY TYPE AND MODEL, WORLD-WIDE - AS OF 30 JUN 1961
(CONTINUED)

TYPE, MODEL OF AIRCRAFT	TOTAL AIR-CRAFT	ACTIVE											TOTAL IN-ACTIVE
		Total Active Aircraft	Operating Active							Non-operating Active			
			Total (Operating Active)	Tactical and Combat Support	Training	Operational Support	Administrative	Special Activity and Utility Transport	Test and Test Support	Total (Non-Operating Active)	Maintenance, Modification, and IRAN	Other	
<u>Search and Rescue - Total</u>	<u>47</u>	<u>47</u>	<u>29</u>	<u>29</u>	-	-	-	-	-	<u>18</u>	<u>18</u>	-	-
SA-16	47	47	29	29	-	-	-	-	-	18	18	-	-
<u>Cargo - Total</u>	<u>225</u>	<u>224</u>	<u>216</u>	<u>212</u>	-	-	<u>4</u>	-	-	<u>8</u>	<u>8</u>	-	<u>1</u>
C-123	11	11	11	11	-	-	-	-	-	-	-	-	-
C-119	84	84	77	77	-	-	-	-	-	7	7	-	-
C-97	49	49	49	49	-	-	-	-	-	-	-	-	-
C-53	1	1	1	1	-	-	-	-	-	-	-	-	-
C-47	61	61	60	60	-	-	-	-	-	1	1	-	-
VC-47	15	15	15	14	-	-	1	-	-	-	-	-	-
C-45	1	1	-	-	-	-	-	-	-	-	-	-	1
VT-29	1	1	1	-	-	-	1	-	-	-	-	-	-
VB-26	2	2	2	-	-	-	2	-	-	-	-	-	-
<u>Trainer - Total</u>	<u>197</u>	<u>197</u>	<u>179</u>	<u>161</u>	<u>17</u>	-	<u>1</u>	-	-	<u>18</u>	<u>18</u>	-	-
T-33	196	196	178	161	17	-	-	-	-	18	18	-	-
TB-26	1	1	1	-	-	-	1	-	-	-	-	-	-

Source: Statistics and Reports Division, Directorate of Data Systems and Statistics, Comptroller of the Air Force.

TABLE 214 — HOURS FLOWN BY AIR NATIONAL GUARD AIRCRAFT, BY TYPE AND MODEL AIRCRAFT,
WORLD-WIDE, BY QUARTER — FY 1961

TYPE AND MODEL	TOTAL	FIRST QUARTER	SECOND QUARTER	THIRD QUARTER	FOURTH QUARTER
<u>TOTAL</u> a/	<u>429,704</u>	<u>122,131</u>	<u>99,607</u>	<u>95,537</u>	<u>112,429</u>
<u>Bombers</u>	<u>3,208</u>	<u>995</u>	<u>352</u>	<u>739</u>	<u>1,122</u>
B/RB-57B	3,208	995	352	739	1,122
<u>Tankers</u>	<u>541</u>	-	-	-	<u>541</u>
KC-97F	541	-	-	-	541
<u>Fighters</u>	<u>240,736</u>	<u>71,574</u>	<u>57,848</u>	<u>53,120</u>	<u>58,194</u>
F-104	8,269	2,846	1,211	2,606	1,606
F/TF-102	15,504	1,807	2,741	4,215	6,741
F-100	20,096	4,065	4,145	4,988	6,898
F-89	48,034	12,988	10,772	11,355	12,919
F-86D/L	69,668	25,036	19,562	14,553	10,517
F-86 (Other)	32,733	10,467	9,216	6,209	6,841
F-84	46,432	14,365	10,201	9,194	12,672
<u>Reconnaissance</u>	<u>39,169</u>	<u>11,588</u>	<u>9,452</u>	<u>8,297</u>	<u>9,832</u>
RB-57	9,756	2,954	1,863	2,076	2,863
RF-84	29,413	8,634	7,589	6,221	6,969
<u>Search and Rescue</u>	<u>12,118</u>	<u>3,985</u>	<u>2,521</u>	<u>2,587</u>	<u>3,025</u>
SA-16	12,118	3,985	2,521	2,587	3,025
<u>Cargo</u>	<u>80,344</u>	<u>19,203</u>	<u>18,129</u>	<u>18,501</u>	<u>24,511</u>
C-123	2,209	503	474	620	612
C-119	14,955	3,456	2,448	2,959	6,092
C-97	17,967	3,318	3,866	4,769	6,014
VC-53	589	128	161	122	178
VC-47	8,882	2,346	2,202	1,806	2,528
C-47	34,127	8,981	8,570	7,853	8,723
C-45	98	98	-	-	-
VB-26	783	186	224	176	197
VT-29E	734	187	184	196	167
<u>Trainers</u>	<u>53,588</u>	<u>14,786</u>	<u>11,305</u>	<u>12,293</u>	<u>15,204</u>
T-33	53,238	14,705	11,211	12,220	15,102
TB-26	350	81	94	73	102

a/ 392 hours flown for inactive aircraft excluded from total line.

Source: Statistics and Reports Division, Directorate of Data Systems and Statistics, Comptroller of the Air Force.

TABLE 215 - AIR FORCE RESERVE OFFICER TRAINING CORPS (AFOTC) CADET ENROLLMENT
BY INSTITUTION, BY YEAR OF COURSE, BY STATE OR US POSSESSION - FY 1961

INSTITUTION BY STATE OR US POSSESSION	TOTAL	BASIC			ADVANCED		
		Total	First Year	Second Year	Total	First Year	Second Year
AS OF 31 OCTOBER 1960							
<u>TOTAL</u>	<u>107,002</u>	<u>98,223</u>	<u>63,745</u>	<u>34,478</u>	<u>8,779</u>	<u>4,406</u>	<u>4,373</u>
<u>UNITED STATES - TOTAL</u>	<u>106,695</u>	<u>97,940</u>	<u>63,520</u>	<u>34,420</u>	<u>8,755</u>	<u>4,394</u>	<u>4,361</u>
<u>ALABAMA - TOTAL</u>	<u>2,683</u>	<u>2,565</u>	<u>1,584</u>	<u>981</u>	<u>118</u>	<u>61</u>	<u>57</u>
Auburn University	1,173	1,134	676	458	39	14	25
Alabama, University of	1,232	1,187	758	429	45	25	20
Tuskegee Institute	278	244	150	94	34	22	12
<u>ARIZONA - TOTAL</u>	<u>2,349</u>	<u>2,247</u>	<u>1,542</u>	<u>705</u>	<u>102</u>	<u>48</u>	<u>54</u>
Arizona, University of	1,383	1,330	896	434	53	24	29
Arizona State College	966	917	646	271	49	24	25
<u>ARKANSAS - TOTAL</u>	<u>787</u>	<u>741</u>	<u>440</u>	<u>301</u>	<u>46</u>	<u>26</u>	<u>20</u>
Arkansas, University	787	741	440	301	46	26	20
<u>CALIFORNIA - TOTAL</u>	<u>4,173</u>	<u>3,800</u>	<u>2,459</u>	<u>1,341</u>	<u>373</u>	<u>188</u>	<u>185</u>
Fresno State College	169	144	103	41	25	11	14
Loyola University of Los Angeles	562	507	315	192	55	33	22
San Jose State College	260	203	140	63	57	29	28
Stanford University	120	85	61	24	35	13	22
California University of	1,012	964	624	340	48	20	28
Southern California, University of	95	89	51	38	6	3	3
California Institute of Technology	66	52	43	9	14	9	5
Occidental College	57	43	21	22	14	5	9
San Diego State College	283	235	154	81	48	23	25
San Francisco State College	194	176	119	57	18	11	7
University of California at Berkeley	1,355	1,302	828	474	53	31	22
<u>COLORADO - TOTAL</u>	<u>1,927</u>	<u>1,775</u>	<u>1,183</u>	<u>592</u>	<u>152</u>	<u>74</u>	<u>78</u>
Colorado State University	1,054	994	637	357	60	30	30
Colorado State College	622	573	389	184	49	26	23
Colorado, University of	251	208	157	51	43	18	25
<u>CONNECTICUT - TOTAL</u>	<u>1,143</u>	<u>1,047</u>	<u>652</u>	<u>395</u>	<u>96</u>	<u>48</u>	<u>48</u>
Trinity College	142	115	63	52	27	12	15
Connecticut, University of	1,001	932	589	343	69	36	33
<u>DISTRICT OF COLUMBIA - TOTAL</u>	<u>1,195</u>	<u>1,084</u>	<u>682</u>	<u>402</u>	<u>111</u>	<u>52</u>	<u>59</u>
Georgetown University	256	232	167	65	24	13	11
Howard University	446	414	256	158	32	16	16
Catholic University of America	331	306	179	127	25	8	17
George Washington University	162	132	80	52	30	15	15
<u>FLORIDA - TOTAL</u>	<u>3,604</u>	<u>3,428</u>	<u>2,224</u>	<u>1,204</u>	<u>176</u>	<u>92</u>	<u>84</u>
Florida State University	984	936	593	343	48	24	24
Florida, University of	2,160	2,093	1,336	757	67	32	35
Miami, University of	460	399	295	104	61	36	25
<u>GEORGIA - TOTAL</u>	<u>2,054</u>	<u>1,830</u>	<u>1,177</u>	<u>653</u>	<u>224</u>	<u>104</u>	<u>120</u>
Georgia, University of	754	702	434	268	52	23	29
Georgia Institute of Technology	1,118	961	629	332	157	71	86
Emory University	182	167	114	53	15	10	5
<u>HAWAII - TOTAL</u>	<u>961</u>	<u>891</u>	<u>656</u>	<u>235</u>	<u>70</u>	<u>36</u>	<u>34</u>
Hawaii, University of	961	891	656	235	70	36	34
<u>IDAHO - TOTAL</u>	<u>438</u>	<u>397</u>	<u>252</u>	<u>145</u>	<u>41</u>	<u>23</u>	<u>18</u>
Idaho University of	438	397	252	145	41	23	18

TABLE 215 - AIR FORCE RESERVE OFFICER TRAINING CORPS (AFROTC) CADET ENROLLMENT
BY INSTITUTION, BY YEAR OF COURSE, BY STATE OR US POSSESSION - FY 1961 (CONTINUED)

INSTITUTION BY STATE OR US POSSESSION	TOTAL	BASIC			ADVANCED		
		Total	First Year	Second Year	Total	First Year	Second Year
AS OF 31 OCTOBER 1960							
<u>ILLINOIS - TOTAL</u>	<u>6,269</u>	<u>5,981</u>	<u>3,773</u>	<u>2,208</u>	<u>288</u>	<u>128</u>	<u>160</u>
Bradley University	1,305	1,261	798	463	44	19	25
Illinois, University of	2,523	2,388	1,553	835	135	58	77
Illinois Institute of Technology	120	97	74	23	23	10	13
Southern Illinois University	2,321	2,235	1,348	887	86	41	45
<u>INDIANA - TOTAL</u>	<u>5,000</u>	<u>4,596</u>	<u>2,912</u>	<u>1,684</u>	<u>404</u>	<u>223</u>	<u>181</u>
Butler University	181	161	95	66	20	11	9
Indiana, University of	1,180	1,127	710	417	53	33	20
Purdue University	2,361	2,212	1,350	862	149	76	73
Notre Dame, University of	281	210	90	120	71	44	27
Ball State Teachers College	578	523	451	72	55	30	25
DePauw University	146	122	64	58	24	12	12
Evansville College	273	241	152	89	32	17	15
<u>IOWA - TOTAL</u>	<u>3,496</u>	<u>3,304</u>	<u>2,141</u>	<u>1,163</u>	<u>192</u>	<u>101</u>	<u>91</u>
Coe College	259	232	119	113	27	16	11
Iowa State College	1,561	1,506	1,017	489	55	24	31
Iowa State University and Grinnel College	906	822	532	290	84	46	38
Drake University	770	744	473	271	26	15	11
<u>KANSAS - TOTAL</u>	<u>1,477</u>	<u>1,319</u>	<u>896</u>	<u>423</u>	<u>158</u>	<u>68</u>	<u>90</u>
Kansas State University	774	720	488	232	54	24	30
Wichita, University of	321	299	205	94	22	11	11
Kansas University of	213	154	99	55	59	19	40
Washburn University of Topeka	169	146	104	42	23	14	9
<u>KENTUCKY - TOTAL</u>	<u>1,161</u>	<u>982</u>	<u>637</u>	<u>345</u>	<u>179</u>	<u>98</u>	<u>81</u>
Kentucky University of	946	843	549	294	103	48	55
Louisville, University of	215	139	88	51	76	50	26
<u>LOUISIANA - TOTAL</u>	<u>2,445</u>	<u>2,209</u>	<u>1,427</u>	<u>782</u>	<u>236</u>	<u>110</u>	<u>126</u>
Louisiana Polytechnic Institute	419	364	258	106	55	18	37
Louisiana State University	1,434	1,321	821	500	113	55	58
Southwestern Louisiana Institute	375	335	217	118	40	24	16
Tulane University	217	189	131	58	28	13	15
<u>MAINE - TOTAL</u>	<u>117</u>	<u>100</u>	<u>66</u>	<u>34</u>	<u>17</u>	<u>12</u>	<u>5</u>
Colby College	117	100	66	34	17	12	5
<u>MARYLAND - TOTAL</u>	<u>4,202</u>	<u>4,112</u>	<u>2,611</u>	<u>1,501</u>	<u>90</u>	<u>51</u>	<u>39</u>
Maryland University of	4,202	4,112	2,611	1,501	90	51	39
<u>MASSACHUSETTS - TOTAL</u>	<u>2,217</u>	<u>1,966</u>	<u>1,243</u>	<u>723</u>	<u>251</u>	<u>130</u>	<u>121</u>
College of Holy Cross	190	154	112	42	36	20	16
Lowell Textile Institute	608	574	401	173	34	18	16
Tufts University	170	119	64	55	51	25	26
Boston University	221	186	141	45	35	19	16
Harvard University	58	42	32	10	16	9	7
Massachusetts Institute of Technology	66	43	25	18	23	11	12
Massachusetts, University of	904	848	468	380	56	28	28
<u>MICHIGAN - TOTAL</u>	<u>3,156</u>	<u>2,879</u>	<u>2,027</u>	<u>852</u>	<u>277</u>	<u>136</u>	<u>141</u>
Michigan State University	1,991	1,910	1,415	495	81	38	43
Detroit, University of	524	469	309	160	55	25	30
Michigan, University of	285	216	127	89	69	35	34
Wayne State University	74	47	-	47	27	18	9
Michigan College of M and T	282	237	176	61	45	20	25

TABLE 215 - AIR FORCE RESERVE OFFICER TRAINING CORPS (AFROTC) CADET ENROLLMENT
BY INSTITUTION, BY YEAR OF COURSE, BY STATE OR US POSSESSION - FY 1961 (CONTINUED)

INSTITUTION BY STATE OR US POSSESSION	TOTAL	BASIC			ADVANCED		
		Total	First Year	Second Year	Total	First Year	Second Year
AS OF 31 OCTOBER 1960							
<u>MINNESOTA - TOTAL</u>	<u>1,497</u>	<u>1,385</u>	<u>1,174</u>	<u>211</u>	<u>112</u>	<u>56</u>	<u>56</u>
St Olaf College	288	274	256	18	14	3	11
St Thomas, College of	572	547	502	45	25	17	8
Minnesota, University of Minneapolis	386	333	252	81	53	25	28
Minnesota, University of Duluth	251	231	164	67	20	11	9
<u>MISSISSIPPI - TOTAL</u>	<u>1,191</u>	<u>1,106</u>	<u>652</u>	<u>454</u>	<u>85</u>	<u>44</u>	<u>41</u>
Mississippi State University	737	685	396	289	52	26	26
Mississippi, University of	454	421	256	165	33	18	15
<u>MISSOURI - TOTAL</u>	<u>2,847</u>	<u>2,652</u>	<u>1,787</u>	<u>865</u>	<u>195</u>	<u>83</u>	<u>112</u>
St Louis University	1,356	1,281	871	410	75	16	59
Missouri, University of	1,292	1,210	796	414	82	42	40
Washington University, of Missouri	199	161	120	41	38	25	13
<u>MONTANA - TOTAL</u>	<u>1,327</u>	<u>1,242</u>	<u>757</u>	<u>485</u>	<u>85</u>	<u>48</u>	<u>37</u>
Montana State College	685	632	376	256	53	33	20
Montana State University	642	610	381	229	32	15	17
<u>NEBRASKA - TOTAL</u>	<u>1,491</u>	<u>1,400</u>	<u>956</u>	<u>444</u>	<u>91</u>	<u>32</u>	<u>59</u>
Nebraska, University of	1,070	1,001	652	349	69	21	48
Omaha, University of	421	399	304	95	22	11	11
<u>NEW HAMPSHIRE - TOTAL</u>	<u>689</u>	<u>598</u>	<u>360</u>	<u>238</u>	<u>91</u>	<u>40</u>	<u>51</u>
New Hampshire, University of	601	526	311	215	75	30	45
Dartmouth College	88	72	49	23	16	10	6
<u>NEW JERSEY - TOTAL</u>	<u>1,531</u>	<u>1,295</u>	<u>867</u>	<u>428</u>	<u>236</u>	<u>133</u>	<u>103</u>
Rutgers University	721	607	420	187	114	62	52
Newark College of Engineering	568	479	306	173	89	50	39
Stevens Institute of Technology	181	159	113	46	22	14	8
Princeton University	61	50	28	22	11	7	4
<u>NEW MEXICO - TOTAL</u>	<u>736</u>	<u>693</u>	<u>485</u>	<u>208</u>	<u>43</u>	<u>21</u>	<u>22</u>
New Mexico State University	488	466	322	144	22	14	8
New Mexico, University of	248	227	163	64	21	7	14
<u>NEW YORK - TOTAL</u>	<u>4,236</u>	<u>3,708</u>	<u>2,401</u>	<u>1,307</u>	<u>528</u>	<u>283</u>	<u>245</u>
Colgate University	63	41	24	17	22	15	7
Cornell University	227	172	87	85	55	25	30
Fordham University	217	172	121	51	45	29	16
New York University	343	291	181	110	52	22	30
Syracuse University	326	262	184	78	64	34	30
Union College	179	155	105	50	24	15	9
Rensselaer Polytechnic Institute	251	222	139	83	29	13	16
Brooklyn College	113	90	52	38	23	7	16
Manhattan College	711	607	340	267	104	61	43
Hobart College	518	479	286	193	39	23	16
University of Buffalo	1,186	1,142	836	306	44	23	21
University of Rochester	102	75	46	29	27	16	11
<u>NORTH CAROLINA - TOTAL</u>	<u>2,917</u>	<u>2,636</u>	<u>1,616</u>	<u>1,020</u>	<u>281</u>	<u>147</u>	<u>134</u>
Duke University	111	77	45	32	34	18	16
North Carolina, University of	220	174	113	61	46	26	20
North Carolina College of A and E	1,368	1,262	770	492	106	57	49
East Carolina College	248	225	151	74	23	15	8
North Carolina College of A and T	395	363	203	160	32	13	19
North Carolina Agriculture College	575	535	334	201	40	18	22

TABLE 215 - AIR FORCE RESERVE OFFICER TRAINING CORPS (AFROTC) CADET ENROLLMENT
BY INSTITUTION, BY YEAR OF COURSE, BY STATE OR US POSSESSION - FY 1961 (CONTINUED)

INSTITUTION BY STATE OR US POSSESSION	TOTAL	BASIC			ADVANCED		
		Total	First Year	Second Year	Total	First Year	Second Year
AS OF 31 OCTOBER 1960 (Continued)							
<u>NORTH DAKOTA - TOTAL</u>	<u>504</u>	<u>464</u>	<u>287</u>	<u>177</u>	<u>40</u>	<u>16</u>	<u>24</u>
North Dakota University of	504	464	287	177	40	16	24
<u>OHIO - TOTAL</u>	<u>6,077</u>	<u>5,569</u>	<u>3,751</u>	<u>1,818</u>	<u>508</u>	<u>280</u>	<u>228</u>
Bowling Green State University	203	171	125	46	32	19	13
Case Institute of Technology	157	127	98	29	30	13	17
Kent State University	322	278	192	86	44	22	22
Miami University (Ohio)	189	154	114	40	35	20	15
Ohio State University	3,104	3,013	1,885	1,128	91	46	45
Ohio University	443	390	263	127	53	25	28
Ohio Wesleyan University	599	486	338	148	113	66	47
Akron, University of	662	603	440	163	59	32	27
Cincinnati, University of	398	347	296	51	51	37	14
<u>OKLAHOMA - TOTAL</u>	<u>4,028</u>	<u>3,769</u>	<u>2,492</u>	<u>1,277</u>	<u>259</u>	<u>138</u>	<u>121</u>
Oklahoma State University	2,543	2,419	1,592	827	124	65	59
Oklahoma, University of	1,233	1,140	751	389	93	52	41
Tulsa, University of	252	210	149	61	42	21	21
<u>OREGON - TOTAL</u>	<u>2,491</u>	<u>2,322</u>	<u>1,508</u>	<u>814</u>	<u>169</u>	<u>91</u>	<u>78</u>
Oregon State College	897	831	496	335	66	36	30
Oregon, University of	794	758	547	211	36	20	16
Portland, University of	453	419	269	150	34	16	18
Willamette University	347	314	196	118	33	19	14
<u>PENNSYLVANIA - TOTAL</u>	<u>5,203</u>	<u>4,771</u>	<u>2,758</u>	<u>2,013</u>	<u>432</u>	<u>226</u>	<u>206</u>
Duquesne University	227	215	124	91	12	10	2
Gettysburg College	201	171	111	60	30	10	20
Lehigh University	790	756	410	346	34	13	21
Penn State University	2,152	2,034	1,137	897	118	59	59
Pittsburgh, University of	196	163	85	78	33	13	20
Allegheny College	439	373	202	171	66	38	28
Franklin and Marshall College	124	88	42	46	36	21	15
Grove City College	570	529	287	242	41	24	17
St Joseph's College	504	442	360	82	62	38	24
<u>RHODE ISLAND - TOTAL</u>	<u>56</u>	<u>43</u>	<u>33</u>	<u>10</u>	<u>13</u>	<u>6</u>	<u>7</u>
Brown University	56	43	33	10	13	6	7
<u>SOUTH CAROLINA - TOTAL</u>	<u>2,139</u>	<u>1,878</u>	<u>1,204</u>	<u>674</u>	<u>261</u>	<u>136</u>	<u>125</u>
The Citadel	566	449	248	201	117	47	70
Clemson Agricultural College	882	820	550	270	62	45	17
South Carolina, University of	691	609	406	203	82	44	38
<u>SOUTH DAKOTA - TOTAL</u>	<u>554</u>	<u>509</u>	<u>324</u>	<u>185</u>	<u>45</u>	<u>19</u>	<u>26</u>
South Dakota State College	554	509	324	185	45	19	26
<u>TENNESSEE - TOTAL</u>	<u>3,172</u>	<u>3,026</u>	<u>2,076</u>	<u>950</u>	<u>146</u>	<u>69</u>	<u>77</u>
Memphis State University	1,164	1,126	726	400	38	17	21
Tennessee A and I State University	940	903	647	256	37	19	18
South, University of the	128	115	73	42	13	7	6
Tennessee, University of	940	882	630	252	58	26	32
<u>TEXAS - TOTAL</u>	<u>3,832</u>	<u>3,212</u>	<u>2,097</u>	<u>1,115</u>	<u>620</u>	<u>284</u>	<u>336</u>
Texas A and M College	1,647	1,385	861	524	262	124	138
Baylor University	248	210	133	77	38	15	23
Southern Methodist University	200	165	123	42	35	18	17
Texas Technological College	560	476	330	146	84	41	43
Texas, University of	296	237	139	98	59	33	26
East Texas State College	154	131	106	25	23	12	11

TABLE 215 - AIR FORCE RESERVE OFFICER TRAINING CORPS (AFROTC) CADET ENROLLMENT
BY INSTITUTION, BY YEAR OF COURSE, BY STATE OR US POSSESSION - FY 1961 (CONTINUED)

INSTITUTION BY STATE OR US POSSESSION	TOTAL	BASIC			ADVANCED		
		Total	First Year	Second Year	Total	First Year	Second Year
AS OF 31 OCTOBER 1960 (Continued)							
<u>TEXAS (Continued)</u>							
North Texas	350	296	201	95	54	20	34
Southwest Texas State College	185	149	99	50	36	10	26
Texas Christian University	192	163	105	58	29	11	18
<u>UTAH - TOTAL</u>	<u>817</u>	<u>699</u>	<u>535</u>	<u>164</u>	<u>118</u>	<u>62</u>	<u>56</u>
Utah, University of	142	119	86	33	23	12	11
Brigham Young University	332	281	218	63	51	27	24
Utah State University	343	299	231	68	44	23	21
<u>VERMONT - TOTAL</u>	<u>730</u>	<u>667</u>	<u>260</u>	<u>407</u>	<u>63</u>	<u>13</u>	<u>50</u>
St Michael's College	529	484	260	224	45	13	32
Vermont, University of	201	183	-	183	18	-	18
<u>VIRGINIA - TOTAL</u>	<u>1,420</u>	<u>1,117</u>	<u>656</u>	<u>461</u>	<u>303</u>	<u>141</u>	<u>162</u>
Virginia Polytechnic Institute	993	834	464	370	159	74	85
Virginia Military Institute	218	122	69	53	96	50	46
Virginia, University of	209	161	123	38	48	17	31
<u>WASHINGTON - TOTAL</u>	<u>4,156</u>	<u>3,943</u>	<u>2,712</u>	<u>1,231</u>	<u>213</u>	<u>106</u>	<u>107</u>
Central Washington College	526	502	358	144	24	13	11
Puget Sound, University of	380	357	243	114	23	16	7
Washington State University	881	823	475	348	58	20	38
Washington, University of	2,369	2,261	1,636	625	108	57	51
<u>WEST VIRGINIA - TOTAL</u>	<u>1,166</u>	<u>1,094</u>	<u>593</u>	<u>501</u>	<u>72</u>	<u>41</u>	<u>31</u>
West Virginia University	925	873	473	400	52	28	24
Davis and Elkins College	241	221	120	101	20	13	7
<u>WISCONSIN - TOTAL</u>	<u>575</u>	<u>470</u>	<u>314</u>	<u>156</u>	<u>105</u>	<u>51</u>	<u>54</u>
Wisconsin, University of	179	118	15	103	61	32	29
Wisconsin State College	283	264	232	32	19	8	11
Lawrence College	113	88	67	21	25	11	14
<u>WYOMING - TOTAL</u>	<u>459</u>	<u>419</u>	<u>281</u>	<u>138</u>	<u>40</u>	<u>19</u>	<u>21</u>
Wyoming, University of	459	419	281	138	40	19	21
<u>US POSSESSION - TOTAL</u>	<u>307</u>	<u>283</u>	<u>225</u>	<u>58</u>	<u>24</u>	<u>12</u>	<u>12</u>
<u>PUERTO RICO - TOTAL</u>	<u>307</u>	<u>283</u>	<u>225</u>	<u>58</u>	<u>24</u>	<u>12</u>	<u>12</u>
Puerto Rico, University of	307	283	225	58	24	12	12
AS OF 31 MAY 1961							
<u>TOTAL</u>	<u>87,435</u>	<u>80,059</u>	<u>50,929</u>	<u>29,130</u>	<u>7,376</u>	<u>3,954</u>	<u>3,422</u>
<u>UNITED STATES - TOTAL</u>	<u>87,253</u>	<u>79,895</u>	<u>50,800</u>	<u>29,095</u>	<u>7,358</u>	<u>3,945</u>	<u>3,413</u>
<u>ALABAMA - TOTAL</u>	<u>2,321</u>	<u>2,230</u>	<u>1,275</u>	<u>955</u>	<u>91</u>	<u>56</u>	<u>35</u>
Auburn University	1,017	984	511	47	33	11	22
Alabama, University of	1,042	1,012	621	391	30	22	8
Tuskegee Institute	262	234	143	91	28	23	5
<u>ARIZONA - TOTAL</u>	<u>1,977</u>	<u>1,915</u>	<u>1,266</u>	<u>649</u>	<u>62</u>	<u>38</u>	<u>24</u>
Arizona, University of	1,171	1,138	740	398	33	21	12
Arizona State College	806	777	526	251	29	17	12

TABLE 215 - AIR FORCE RESERVE OFFICER TRAINING CORPS (AFROTC) CADET ENROLLMENT
BY INSTITUTION, BY YEAR OF COURSE, BY STATE OR US POSSESSION - FY 1961 (CONTINUED)

INSTITUTION BY STATE OR US POSSESSION	TOTAL	BASIC			ADVANCED		
		Total	First Year	Second Year	Total	First Year	Second Year
AS OF 31 MAY 1961 (Continued)							
<u>ARKANSAS - TOTAL</u>	<u>669</u>	<u>635</u>	<u>386</u>	<u>249</u>	<u>34</u>	<u>17</u>	<u>17</u>
Arkansas, University of	669	635	386	249	34	17	17
<u>CALIFORNIA - TOTAL</u>	<u>3,410</u>	<u>3,078</u>	<u>1,949</u>	<u>1,129</u>	<u>332</u>	<u>174</u>	<u>158</u>
Fresno State College	123	104	69	35	19	6	13
Loyola, University of	509	464	287	177	45	27	18
San Jose State College	171	119	77	42	52	26	26
Stanford University	66	44	31	13	22	13	9
University of California of Los Angeles	855	803	515	288	52	31	21
Southern California, University of . .	61	55	17	38	6	3	3
California Institute of Technology . .	45	30	23	7	15	8	7
Occidental College	46	33	17	16	13	5	8
San Diego State College	221	178	124	54	43	20	23
San Francisco State College	135	118	86	32	17	6	11
California, University of Berkeley . .	1,178	1,130	703	427	48	29	19
<u>COLORADO - TOTAL</u>	<u>1,563</u>	<u>1,449</u>	<u>907</u>	<u>542</u>	<u>114</u>	<u>63</u>	<u>51</u>
Colorado State University	858	809	491	318	49	26	23
Colorado State College	516	485	302	183	31	21	10
Colorado, University of	189	155	114	41	34	16	18
<u>CONNECTICUT - TOTAL</u>	<u>987</u>	<u>897</u>	<u>548</u>	<u>349</u>	<u>90</u>	<u>44</u>	<u>46</u>
Trinity College	138	113	62	51	25	10	15
Connecticut, University of	849	784	486	298	65	34	31
<u>DISTRICT OF COLUMBIA - TOTAL</u>	<u>1,039</u>	<u>940</u>	<u>586</u>	<u>354</u>	<u>99</u>	<u>48</u>	<u>51</u>
Georgetown University	217	194	143	51	23	12	11
Howard University	380	353	218	135	27	14	13
Catholic University of America	313	292	164	128	21	9	12
George Washington University	129	101	61	40	28	13	15
<u>FLORIDA - TOTAL</u>	<u>2,627</u>	<u>2,487</u>	<u>1,615</u>	<u>872</u>	<u>140</u>	<u>74</u>	<u>66</u>
Florida State University	870	826	513	313	44	25	19
Florida, University of	1,514	1,461	953	508	53	25	28
Miami, University of	243	200	149	51	43	24	19
<u>GEORGIA - TOTAL</u>	<u>1,709</u>	<u>1,511</u>	<u>915</u>	<u>596</u>	<u>198</u>	<u>95</u>	<u>103</u>
Georgia, University of	667	621	350	271	46	20	26
Georgia Institute of Technology	928	791	497	294	137	64	73
Emory University	114	99	68	31	15	11	4
<u>HAWAII - TOTAL</u>	<u>742</u>	<u>685</u>	<u>493</u>	<u>192</u>	<u>57</u>	<u>27</u>	<u>30</u>
Hawaii, University of	742	685	493	192	57	27	30
<u>IDAHO - TOTAL</u>	<u>386</u>	<u>345</u>	<u>207</u>	<u>138</u>	<u>41</u>	<u>24</u>	<u>17</u>
Idaho, University of	386	345	207	138	41	24	17
<u>ILLINOIS - TOTAL</u>	<u>5,197</u>	<u>4,946</u>	<u>3,146</u>	<u>1,800</u>	<u>251</u>	<u>107</u>	<u>144</u>
Bradley University	1,068	1,029	671	358	39	16	23
Illinois, University of	1,992	1,877	1,166	711	115	49	66
Illinois Institute of Technology	103	83	62	21	20	8	12
Southern Illinois University	2,034	1,957	1,247	710	77	34	43
<u>INDIANA - TOTAL</u>	<u>4,004</u>	<u>3,634</u>	<u>2,300</u>	<u>1,334</u>	<u>370</u>	<u>197</u>	<u>173</u>
Butler University	145	127	70	57	18	10	8
Indiana, University of	1,090	1,042	645	397	48	27	21
Purdue University	2,096	1,955	1,241	714	141	72	69
Notre Dame, University of	204	137	75	62	67	44	23
Ball State Teachers College	203	156	114	42	47	21	26
Depauw University	131	108	63	45	23	11	12

TABLE 215 - AIR FORCE RESERVE OFFICER TRAINING CORPS (AFROTC) CADET ENROLLMENT
BY INSTITUTION, BY YEAR OF COURSE, BY STATE OR US POSSESSION - FY 1961 (CONTINUED)

INSTITUTION BY STATE OR US POSSESSION	TOTAL	BASIC			ADVANCED		
		Total	First Year	Second Year	Total	First Year	Second Year
31 MAY 1961 (Continued)							
<u>INDIANA (Continued)</u>							
Evansville College	135	109	92	17	26	12	14
<u>IOWA - TOTAL</u>	<u>3,032</u>	<u>2,885</u>	<u>1,825</u>	<u>1,060</u>	<u>147</u>	<u>85</u>	<u>62</u>
Coe College	232	209	106	103	23	13	10
Iowa State College	1,333	1,301	852	449	32	23	9
Iowa State University and Grinnel College	778	711	446	265	67	36	31
Drake University	689	664	421	243	25	13	12
<u>KANSAS - TOTAL</u>	<u>1,206</u>	<u>1,067</u>	<u>708</u>	<u>359</u>	<u>139</u>	<u>61</u>	<u>78</u>
Kansas State College	718	679	472	207	39	16	23
Wichita, University of	215	196	109	87	19	10	9
Kansas, University of	159	99	57	42	60	23	37
Washburn University of Topeka	114	93	70	23	21	12	9
<u>KENTUCKY - TOTAL</u>	<u>927</u>	<u>773</u>	<u>520</u>	<u>253</u>	<u>154</u>	<u>89</u>	<u>65</u>
Kentucky, University of	774	691	463	228	83	41	42
Louisville, University of	153	82	57	25	71	48	23
<u>LOUISIANA - TOTAL</u>	<u>2,101</u>	<u>1,930</u>	<u>1,218</u>	<u>712</u>	<u>171</u>	<u>89</u>	<u>82</u>
Louisiana Polytechnic Institute	301	266	184	82	35	19	16
Louisiana State University	1,348	1,256	769	487	92	38	54
Southwestern Louisiana Institute	271	241	143	98	30	21	9
Tulane University	181	167	122	45	14	11	3
<u>MAINE - TOTAL</u>	<u>77</u>	<u>62</u>	<u>42</u>	<u>20</u>	<u>15</u>	<u>10</u>	<u>5</u>
Colby College	77	62	42	20	15	10	5
<u>MARYLAND - TOTAL</u>	<u>3,725</u>	<u>3,644</u>	<u>2,335</u>	<u>1,309</u>	<u>81</u>	<u>50</u>	<u>31</u>
Maryland, University of	3,725	3,644	2,335	1,309	81	50	31
<u>MASSACHUSETTS - TOTAL</u>	<u>1,730</u>	<u>1,514</u>	<u>919</u>	<u>595</u>	<u>216</u>	<u>114</u>	<u>102</u>
Holy Cross College	96	64	34	30	32	17	15
Lowell Tech Institute	549	520	349	171	29	17	12
Tufts University	131	91	43	48	40	22	18
Boston University	143	111	68	43	32	17	15
Harvard University	50	36	30	6	14	7	7
Massachusetts Institute of Technology	47	26	20	6	21	9	12
Massachusetts, University of	714	666	375	291	48	25	23
<u>MICHIGAN - TOTAL</u>	<u>2,437</u>	<u>2,198</u>	<u>1,511</u>	<u>687</u>	<u>239</u>	<u>115</u>	<u>124</u>
Michigan State University	1,528	1,459	1,042	417	69	38	31
Detroit, University of	416	365	241	124	51	23	28
Michigan, University of	307	251	140	111	56	27	29
Wayne University	24	-	-	-	24	9	15
Michigan College of M and T	162	123	88	35	39	18	21
<u>MINNESOTA - TOTAL</u>	<u>1,115</u>	<u>1,014</u>	<u>889</u>	<u>125</u>	<u>101</u>	<u>53</u>	<u>48</u>
St Olaf College	265	251	245	6	14	3	11
St Thomas, College of	515	493	454	39	22	15	7
Minnesota, University of (Minneapolis)	222	175	129	46	47	25	22
Minnesota, University of (Duluth)	113	95	61	34	18	10	8
<u>MISSISSIPPI - TOTAL</u>	<u>1,033</u>	<u>969</u>	<u>576</u>	<u>393</u>	<u>64</u>	<u>42</u>	<u>22</u>
Mississippi State College	626	592	340	252	34	24	10
Mississippi, University of	407	377	236	141	30	18	12
<u>MISSOURI - TOTAL</u>	<u>2,374</u>	<u>2,192</u>	<u>1,503</u>	<u>689</u>	<u>182</u>	<u>89</u>	<u>93</u>
St Louis University	1,149	1,063	777	286	86	41	45
Missouri, University of	1,059	997	632	365	62	27	35

TABLE 215 - AIR FORCE RESERVE OFFICER TRAINING CORPS (AFROTC) CADET ENROLLMENT
BY INSTITUTION, BY YEAR OF COURSE, BY STATE OR US POSSESSION - FY 1961 (CONTINUED)

INSTITUTION BY STATE OR US POSSESSION	TOTAL	BASIC			ADVANCED		
		Total	First Year	Second Year	Total	First Year	Second Year
31 MAY 1961 (Continued)							
<u>MISSOURI (Continued)</u>							
Washington University	166	132	94	38	34	21	13
<u>MONTANA - TOTAL</u>	<u>1,082</u>	<u>1,016</u>	<u>598</u>	<u>418</u>	<u>66</u>	<u>38</u>	<u>28</u>
Montana State College	565	517	287	230	48	31	17
Montana State University	517	499	311	188	18	7	11
<u>NEBRASKA - TOTAL</u>	<u>1,235</u>	<u>1,158</u>	<u>759</u>	<u>399</u>	<u>77</u>	<u>30</u>	<u>47</u>
Nebraska, University of	965	908	586	322	57	20	37
Omaha, University of	270	250	173	77	20	10	10
<u>NEW HAMPSHIRE - TOTAL</u>	<u>610</u>	<u>528</u>	<u>332</u>	<u>196</u>	<u>82</u>	<u>40</u>	<u>42</u>
New Hampshire, University of	548	481	293	188	67	32	35
Dartmouth College	62	47	39	8	15	8	7
<u>NEW JERSEY - TOTAL</u>	<u>1,210</u>	<u>996</u>	<u>639</u>	<u>357</u>	<u>214</u>	<u>117</u>	<u>97</u>
Rutgers University	617	510	355	155	107	55	52
Newark College of Engineering	418	341	198	143	77	42	35
Stevens Institute of Technology	124	103	64	39	21	14	7
Princeton University	51	42	22	20	9	6	3
<u>NEW MEXICO - TOTAL</u>	<u>531</u>	<u>490</u>	<u>332</u>	<u>158</u>	<u>41</u>	<u>22</u>	<u>19</u>
New Mexico State University	408	384	258	126	24	17	7
New Mexico, University of	123	106	74	32	17	5	12
<u>NEW YORK - TOTAL</u>	<u>3,225</u>	<u>2,739</u>	<u>1,768</u>	<u>971</u>	<u>486</u>	<u>262</u>	<u>224</u>
Colgate University	52	31	22	9	21	14	7
Cornell University	137	85	50	35	52	24	28
Fordham University	115	76	50	26	39	25	14
New York University	272	223	123	100	49	18	31
Syracuse University	242	182	135	47	60	29	31
Union College	100	82	61	21	18	15	3
Rensselaer Polytechnic Institute	179	153	107	46	26	12	14
Brooklyn College	108	82	46	36	26	10	16
Manhattan College	600	501	261	240	99	57	42
Hobart College	464	428	262	166	36	22	14
Buffalo, University of	878	841	616	225	37	20	17
Rochester, University of	78	55	35	20	23	16	7
<u>NORTH CAROLINA - TOTAL</u>	<u>1,852</u>	<u>1,670</u>	<u>1,014</u>	<u>656</u>	<u>182</u>	<u>114</u>	<u>68</u>
Duke University	76	47	29	18	29	17	12
North Carolina, University of	162	119	79	40	43	24	19
North Carolina College of A and M	1,175	1,106	680	426	69	45	24
East Carolina College	85	70	47	23	15	14	1
North Carolina College of A and T	354	328	179	149	26	14	12
<u>NORTH DAKOTA - TOTAL</u>	<u>894</u>	<u>835</u>	<u>490</u>	<u>345</u>	<u>59</u>	<u>29</u>	<u>30</u>
North Dakota Agricultural College	450	430	251	179	20	13	7
North Dakota, University of	444	405	239	166	39	16	23
<u>OHIO - TOTAL</u>	<u>4,826</u>	<u>4,373</u>	<u>2,853</u>	<u>1,520</u>	<u>453</u>	<u>250</u>	<u>203</u>
Bowling Green State University	151	126	97	29	25	17	8
Case Institute of Technology	78	48	29	19	30	13	17
Kent State University	177	144	104	40	33	21	12
Miami University (Chio)	113	80	56	24	33	18	15
Ohio State University	2,559	2,483	1,520	963	76	38	38
Ohio State University	360	319	208	111	41	21	20
Ohio Wesleyan University	493	384	256	128	109	63	46
Akron, University of	659	605	439	166	54	29	25
Cincinnati, University of	236	184	144	40	52	30	22

TABLE 215 - AIR FORCE RESERVE OFFICER TRAINING CORPS (AFROTC) CADET ENROLLMENT
BY INSTITUTION, BY YEAR OF COURSE, BY STATE OR US POSSESSION - FY 1961 (CONTINUED)

INSTITUTION BY STATE OR US POSSESSION	TOTAL	BASIC			ADVANCED		
		Total	First Year	Second Year	Total	First Year	Second Year
31 MAY 1961 (Continued)							
<u>OKLAHOMA - TOTAL</u>	3,464	3,265	2,085	1,180	199	123	76
Oklahoma State University	2,234	2,152	1,375	777	82	58	24
Oklahoma, University of	1,061	980	630	350	81	47	34
Tulsa, University of	169	133	80	53	36	18	18
<u>OREGON - TOTAL</u>	2,055	1,921	1,199	722	134	80	54
Oregon State College	752	696	391	305	56	33	23
Oregon, University of	587	560	393	167	27	16	11
Portland, University of	387	364	228	136	23	15	8
Willamette University	329	301	187	114	28	16	12
<u>PENNSYLVANIA - TOTAL</u>	4,450	4,055	2,267	1,788	395	218	177
Duquesne University	210	197	107	90	13	11	2
Gettysburg College	181	152	93	59	29	8	21
Lehigh University	747	717	390	327	30	11	19
Penn State University	1,936	1,830	1,012	818	106	59	47
Pittsburgh, University of	59	31	14	17	28	16	12
Allegheny College	407	343	192	151	64	39	25
Franklin and Marshall College	97	62	22	40	35	20	15
Grove City College	559	521	288	233	38	22	16
St Joseph's College	254	202	149	53	52	32	20
<u>RHODE ISLAND - TOTAL</u>	50	38	32	6	12	6	6
Brown University	50	38	32	6	12	6	6
<u>SOUTH CAROLINA - TOTAL</u>	1,792	1,558	1,000	558	234	122	112
The Citadel	513	409	217	192	104	42	62
Clemson Agricultural College	775	711	484	227	64	40	24
South Carolina, University of	504	438	299	139	66	40	26
<u>SOUTH DAKOTA - TOTAL</u>	492	455	278	177	37	19	18
South Dakota State College of A and MA	492	455	278	177	37	19	18
<u>TENNESSEE - TOTAL</u>	2,708	2,584	1,674	910	124	69	55
Memphis State University	1,041	1,006	663	343	35	17	18
Tennessee A and I State University	831	802	515	287	29	21	8
South, University of the	109	96	55	41	13	6	7
Tennessee, University of	727	680	441	239	47	25	22
<u>TEXAS - TOTAL</u>	2,918	2,496	1,572	924	422	264	158
Texas A and M College	1,259	1,107	681	426	152	112	40
Baylor University	222	197	126	71	25	15	10
Southern Methodist University	160	132	92	40	28	12	16
Texas Technological College	424	363	225	138	61	37	24
Texas, University of	226	177	99	78	49	28	21
East Texas State College	93	75	58	17	18	10	8
North Texas State College	227	182	120	62	45	25	20
Southwest Texas State College	165	145	93	52	20	10	10
Texas Christian University	142	118	78	40	24	15	9
<u>UTAH - TOTAL</u>	565	462	328	134	103	53	50
Utah, University of	100	80	55	25	20	10	10
Brigham Young University	221	173	131	42	48	28	20
Utah State University	244	209	142	67	35	15	20
<u>VERMONT - TOTAL</u>	509	450	250	200	59	13	46
St Michael's College	493	450	250	200	43	13	30
Vermont, University of	16	-	-	-	16	-	16

TABLE 215 - AIR FORCE RESERVE OFFICER TRAINING CORPS (AFROTC) CADET ENROLLMENT
BY INSTITUTION, BY YEAR OF COURSE, BY STATE OR US POSSESSION - FY 1961 (CONTINUED)

INSTITUTION BY STATE OR US POSSESSION	TOTAL	BASIC			ADVANCED		
		Total	First Year	Second Year	Total	First Year	Second Year
31 MAY 1961 (Continued)							
<u>VIRGINIA - TOTAL</u>	<u>1,083</u>	<u>817</u>	<u>424</u>	<u>393</u>	<u>266</u>	<u>135</u>	<u>131</u>
Virginia Polytechnic Institute	768	631	304	327	137	70	67
Virginia Military Institute	186	95	51	44	91	50	41
Virginia, University of	129	91	69	22	38	15	23
<u>WASHINGTON - TOTAL</u>	<u>3,346</u>	<u>3,185</u>	<u>2,068</u>	<u>1,117</u>	<u>161</u>	<u>89</u>	<u>72</u>
Central Washington College	363	343	208	135	20	11	9
College of Puget Sound	318	296	195	101	22	18	4
Washington State University	814	781	435	346	33	19	14
Washington, University of	1,851	1,765	1,230	535	86	41	45
<u>WEST VIRGINIA - TOTAL</u>	<u>987</u>	<u>929</u>	<u>536</u>	<u>393</u>	<u>58</u>	<u>30</u>	<u>28</u>
West Virginia, University of	791	751	435	316	40	19	21
Davis and Elkins College	196	178	101	77	18	11	7
<u>WISCONSIN - TOTAL</u>	<u>618</u>	<u>542</u>	<u>445</u>	<u>97</u>	<u>76</u>	<u>44</u>	<u>32</u>
Wisconsin, University of	287	240	185	55	47	28	19
Wisconsin State University	258	243	217	26	15	5	10
Lawrence College	73	59	43	16	14	11	3
<u>WYOMING - TOTAL</u>	<u>363</u>	<u>333</u>	<u>218</u>	<u>115</u>	<u>30</u>	<u>17</u>	<u>13</u>
Wyoming, University of	363	333	218	115	30	17	13
<u>US POSSESSION - TOTAL</u>	<u>182</u>	<u>164</u>	<u>129</u>	<u>35</u>	<u>18</u>	<u>9</u>	<u>9</u>
<u>PUERTO RICO - TOTAL</u>	<u>182</u>	<u>164</u>	<u>129</u>	<u>35</u>	<u>18</u>	<u>9</u>	<u>9</u>
Puerto Rico, University of	182	164	129	35	18	9	9

Source: Statistics and Reports Division, Directorate of Data Systems and Statistics, Comptroller of the Air Force

TABLE 216 - AIR FORCE RESERVE OFFICER TRAINING CORPS (AFROTC) CADET ENROLLMENT
BY CATEGORY, UNITED STATES AND POSSESSIONS - AS OF OCT 1960 AND MAY 1961

COURSES AND MONTH OF ENROLLMENT	TOTAL	CATE- GORY I-P	CATE- GORY I-N	CATE- GORY II	CATE- GORY III	CATE- GORY IV	CATE- GORY V	CATE- GORY UND
<u>OCTOBER ENROLLMENT - TOTAL</u>	<u>107,002</u>							
<u>BASIC - TOTAL</u>	<u>98,223</u>							
Air Science I	63,745							
Air Science II	34,478							
<u>ADVANCE III AND IV - TOTAL</u>	<u>8,779</u>	<u>3,521</u>	<u>750</u>	<u>1,804</u>	<u>2,587</u>	<u>107</u>	<u>3</u>	<u>7</u>
Air Science III	4,406	1,653	410	942	1,338	55	1	7
Air Science IV	4,373	1,868	340	862	1,249	52	2	-
<u>MAY ENROLLMENT - TOTAL</u>	<u>87,435</u>							
<u>BASIC - TOTAL</u>	<u>80,059</u>							
Air Science I	50,929							
Air Science II	29,130							
<u>ADVANCED III AND IV - TOTAL</u>	<u>7,376</u>	<u>2,815</u>	<u>639</u>	<u>1,628</u>	<u>2,128</u>	<u>80</u>	<u>86</u>	-
Air Science III	3,954	1,496	358	902	1,151	35	12	-
Air Science IV	3,422	1,319	281	726	977	45	74	-

Source: Statistics and Reports Division, Directorate of Data Systems and Statistics, Comptroller of the Air Force

TABLE 217 - AIR FORCE RESERVE OFFICERS TRAINING CORPS (AFROTC) COMMISSIONS
GRANTED, UNITED STATES AND POSSESSIONS, BY QUARTER - FY 1961


COMMISSIONED	TOTAL	FIRST QUARTER	SECOND QUARTER	THIRD QUARTER	FOURTH QUARTER
DURING FY 1961.	3,159	475	110	510	2,064

Source: Statistics and Reports Division, Directorate of Data Systems and Statistics, Comptroller of the Air Force

Fiscal



PART XIII



INTRODUCTION

This section reflects the funding operations of the various Air Force appropriations and/or funds with the respective major programs for the fiscal years indicated in the title of each table.

DEFINITIONS

APPROPRIATION - An authorization by an Act of Congress to incur obligations for specified purposes and to make payments therefor out of the Treasury.

APPROPRIATION ACCOUNT - An account established to make amounts available for obligation and expenditure from the Treasury. In Budget-Treasury Regulation 1, appropriation accounts include not only accounts to which money is appropriated, but also revolving funds, working funds, trust funds, etc. Appropriation accounts do not include official deposit funds.

APPROPRIATION REIMBURSEMENT - Consists of earnings or collections for commodities, work, or services furnished or to be furnished between appropriations or to an individual, firm or corporation to be credited to an appropriation account.

BUDGET PROGRAM - A subdivision established under an appropriation to identify a significant segment of Air Force operations.

EXPENDITURE - The amount of liability incurred for goods and services received or assets acquired for which payment has been made. Synonymous with disbursements less expenditure refunds.

FUND - A sum of money or other resources, usually segregated, to be expended or used for specified purposes.

OBLIGATION - The amount of an order placed, contract awarded, or service received, or any transaction which establishes a legal requirement for the ultimate disbursement of funds.

OBLIGATIONS INCURRED - Amounts of orders placed, contracts awarded, services received, and similar transactions during a given period requiring future payment of money.

PROGRAM YEAR - A concept of accounting for funds, obligations, and expenditures under a no year appropriation by identification of transactions in fiscal year segments identified by the fiscal year in which individual items were planned for obligation, without regard to the fiscal year in which the transactions were actually accomplished.

PROJECT ACCOUNT CLASSIFICATION - In appropriation and fund accounting an approved system of subdivision of an appropriation or fund for administrative use.

REAL PROPERTY - Any interest in land and anything permanently attached to it, including structures, fixtures, and other improvements.

UNLIQUIDATED OBLIGATION - An obligation incurred for which payment has not been made.

UNOBLIGATED BALANCE - That portion of an authorization which has not been obligated.

TABLE 218 - DEPARTMENT OF THE AIR FORCE - STATUS OF GROSS UNLIQUIDATED OBLIGATIONS - AT BEGINNING AND END FY 1961

(Figures are in thousands of dollars and do not necessarily add to totals due to rounding. Figures in parentheses denote minus amounts.)

APPROPRIATION	UNLIQUIDATED OBLIGATIONS 1 JUL 1960	GROSS OBLIGATIONS DURING FY 1961	OBLIGATIONS AVAILABLE FOR LIQUIDATION	LESS GROSS EXPENDITURES DURING FY 1961	TRANSFER OF UNLIQUIDATED OBLIGATIONS TO "M" ACCOUNTS	UNLIQUIDATED OBLIGATIONS CARRIED FORWARD INTO FY 1962
<u>ALL APPROPRIATIONS - TOTAL</u>	\$ 10,259,104	\$ 19,729,859	\$ 29,988,963	\$ 20,742,336	\$ -	\$ 9,246,627
<u>Military Personnel - Total</u>	218,516	3,983,691	4,202,207	3,946,063	-	256,144
"M" Account - Prior Years	5,362	(1,739)	3,623	(1,014)	-	4,637
FY 1958	384	(289)	95	(367)	-	462
FY 1959	6,770	(5,166)	1,604	147	-	1,457
FY 1960	206,000	(32,596)	173,404	158,603	-	14,802
FY 1961	-	4,023,481	4,023,481	3,788,695	-	234,786
<u>Reserve Personnel - Total</u>	5,980	49,801	55,781	50,045	-	5,735
"M" Account - Prior Years	72	55	127	76	3	54
FY 1959	42	16	58	54	(3)	-
FY 1960	5,866	(111)	5,755	5,741	-	13
FY 1961	-	49,841	49,841	44,173	-	5,668
<u>National Guard Personnel - Total</u>	7,171	45,511	52,682	44,046	-	8,636
FY 1960	7,171	(240)	6,931	6,545	-	386
FY 1961	-	45,751	45,751	37,502	-	8,250
<u>Air National Guard - Total</u>	840	(109)	731	(155)	(886)	-
FY 1959	840	(109)	731	(155)	(886)	-
<u>Operation and Maintenance - Total</u>	908,314	4,566,381	5,474,695	4,531,684	-	943,010
"M" Account - Prior Years	60,239	(11,879)	48,363	13,689	7,038	41,713
FY 1959	33,880	(24,062)	9,818	2,779	(7,038)	-
FY 1960	814,195	(17,170)	797,025	727,191	-	69,834
FY 1961	-	4,619,489	4,619,489	3,788,025	-	831,463
<u>Operation and Maintenance, Air National Guard - Total</u>	18,583	188,888	207,471	172,775	886	35,583
"M" Account - Prior Years	308	94	402	319	914	997
FY 1959	351	(274)	77	49	(28)	-
FY 1960	17,924	(774)	17,150	16,963	-	187
FY 1961	-	189,842	189,842	155,443	-	34,399
<u>Aircraft Procurement - Total</u>	2,394,404	4,004,756	6,399,160	3,222,715	-	3,176,445
FY 1960	2,394,404	849,297	3,243,701	2,188,081	-	1,055,620
FY 1961	-	3,155,459	3,155,459	1,026,306	-	2,129,153
Undistributed	-	-	-	8,328	-	(8,328)
<u>Airlift Modernization - Total</u>	-	224,244	224,244	23,536	-	200,708
FY 1961	-	224,244	224,244	23,536	-	200,708
<u>Missile Procurement - Total</u>	1,251,802	3,027,410	4,279,212	2,729,609	-	1,549,603
FY 1960	1,251,802	165,747	1,417,549	994,854	-	422,695
FY 1961	-	2,861,183	2,861,183	1,726,097	-	1,135,086
Undistributed	-	-	-	8,298	-	(8,298)
Appropriation Transfer Account	-	480	480	360	-	120

TABLE 218 - DEPARTMENT OF THE AIR FORCE - STATUS OF GROSS UNLIQUIDATED OBLIGATIONS - AT BEGINNING AND END FY 1961

(CONTINUED)

APPROPRIATION	UNLIQUIDATED OBLIGATIONS 1 JUL 1960	GROSS OBLIGATIONS DURING FY 1961	OBLIGATIONS AVAILABLE FOR LIQUIDATION	LESS GROSS EXPENDITURES DURING FY 1961	TRANSFER OF UNLIQUIDATED OBLIGATIONS TO "M" ACCOUNTS	UNLIQUIDATED OBLIGATIONS CARRIED FORWARD INTO FY 1962
<u>Other Procurement - Total</u>	\$ 626,252	\$ 924,793	\$ 1,551,045	\$ 685,693	\$ -	\$ 865,352
FY 1958	2	-	2	2	-	-
FY 1959	283	(40)	243	243	-	-
FY 1960	628,553	218,006	846,559	538,124	-	308,435
FY 1961	-	706,827	706,827	149,211	-	557,616
Undistributed	(2,587)	-	(2,587)	(1,887)	-	(700)
<u>Aircraft, Missiles and Related Procurement - Total</u>	2,234,374	(50,027)	2,184,347	1,711,809	-	472,538
Liquidation Account	53,870	(46,771)	7,099	2,058	-	5,041
FY 1956	91,441	(55,454)	35,987	14,314	-	21,673
FY 1957	146,173	(54,655)	91,518	44,052	-	47,466
FY 1958	338,910	(47,454)	291,456	226,293	-	65,163
FY 1959	1,642,331	154,308	1,796,639	1,444,043	-	352,596
Undistributed	(38,351)	-	(38,351)	(18,951)	-	(19,400)
<u>Procurement Other Than Aircraft and Missiles - Total</u>	1,082,276	(9,919)	1,072,357	800,546	-	271,811
Liquidation Account	13,716	(3,684)	10,032	5,408	-	4,624
FY 1956	17,160	(5,808)	11,352	6,506	-	4,846
FY 1957	59,118	(16,853)	42,265	30,298	-	11,967
FY 1958	172,346	(10,562)	161,784	105,247	-	56,537
FY 1959	857,592	27,081	884,673	656,652	-	228,021
Undistributed	(39,237)	-	(39,237)	(5,021)	-	(34,216)
Appropriation Transfer Account	1,583	(92)	1,491	1,457	-	34
<u>Research, Development, Test and Evaluation - Total</u>	745,450	1,892,315	2,637,765	1,805,314	-	832,452
Liquidation Account	2,557	(2,227)	330	(456)	-	786
FY 1956	2,331	(1,297)	1,034	374	-	660
FY 1957	8,555	(2,150)	6,405	3,081	-	3,324
FY 1958	14,529	(914)	13,615	8,663	-	4,953
FY 1959	63,109	522	63,631	47,846	-	15,785
FY 1960	666,193	128,393	794,586	654,465	-	140,121
FY 1961	-	1,769,987	1,769,987	1,087,608	-	682,379
Appropriation Transfer Account	2	-	2	2	-	-
Undistributed	(11,826)	-	(11,826)	3,731	-	(15,557)
<u>Military Construction, Air Force - Total</u>	751,339	868,657	1,619,996	1,001,887	-	618,109
<u>Military Construction, Air Force Reserve - Total</u>	2,407	2,045	4,452	3,083	-	1,369
<u>Military Construction, Air National Guard - Total</u>	11,395	11,422	22,817	13,686	-	9,131

Source: Financial Policy and Analysis Division, Directorate of Budget, Comptroller of the Air Force.

TABLE 219 - DEPARTMENT OF THE AIR FORCE AMOUNTS AVAILABLE FOR OBLIGATION DURING FY 1961 REFLECTING NEW OBLIGATING AUTHORITY AND THE APPLICATION OF PRIOR YEAR UNOBLIGATED BALANCES

(Excludes reimbursements. Figures in parentheses denote minus amounts. In thousands of dollars.)

APPROPRIATION TITLES AND CITATIONS OF PUBLIC LAW	NEW OBLIGATING AUTHORITY ENACTED	APPROPRIATION TRANSFERS	FY 1961 PROGRAM			UNOBLIGATED CARRY-OVER APPLIED TO PRIOR YEARS PROGRAMS	TOTAL AVAILABLE FOR OBLIGATION DURING FY 1961
			NET NEW OBLIGATING AUTHORITY	UNOBLIGATED CARRY-OVER APPLIED TO FY 1961 PROGRAM	TOTAL FY 1961 PROGRAM		
<u>ALL APPROPRIATIONS - TOTAL</u>	\$17,859,297	\$ 48,684	\$17,907,981	\$1,140,211	\$19,048,192	\$3,711,721	\$22,759,913
<u>Military Personnel</u>							
PL 86-601.	4,019,676	a/(24,833)	3,994,843	-	3,994,843	-	3,994,843
<u>Reserve Personnel</u>							
PL 86-601.	54,000	b/ (1,750)	52,250	-	52,250	-	52,250
<u>National Guard Personnel</u>							
PL 86-601.	46,000	-	46,000	-	46,000	-	46,000
<u>Operation and Maintenance</u>							
PL 86-601.	4,243,398	c/(16,011)	4,227,387	-	4,227,387	4,755	4,232,142
PL 87-14	72,000	-	72,000	-	72,000	-	72,000
<u>Operation and Maintenance, Air National Guard</u>							
PL 86-601.	187,291	-	187,291	-	187,291	-	187,291
PL 87-14	2,190	-	2,190	-	2,190	-	2,190
<u>Aircraft Procurement</u>							
PL 86-601.	3,251,449	d/588,747	3,840,196	423,845	4,264,041	1,134,596	5,398,637
<u>Airlift Modernization</u>							
PL 86-601.	310,788	-	310,788	-	310,788	-	310,788
<u>Missile Procurement</u>							
PL 86-601.	2,615,120	e/853,300	3,468,420	-	3,468,420	378,302	3,846,722
<u>Other Procurement</u>							
PL 86-601.	877,171	f/ 62,755	939,926	-	939,926	399,938	1,339,864
<u>Aircraft, Missiles and Related Procurement</u>	-	g/(1,513,600)	(1,513,600)	-	(1,513,600)	1,420,074	(93,526)
<u>Procurement Other Than Aircraft and Missiles</u>	-	h/ (226,402)	(226,402)	-	(226,402)	231,264	4,862
<u>Research, Development, Test, and Evaluation</u>							
PL 86-601.	1,552,863	i/247,895	1,800,758	90,858	1,891,616	142,792	2,034,408
<u>Military Construction, Air Force</u>							
PL 86-630.	609,501	j/ 78,583	688,084	619,114	1,307,198	-	1,307,198

TABLE 219 - DEPARTMENT OF THE AIR FORCE AMOUNTS AVAILABLE FOR OBLIGATION DURING FY 1961 REFLECTING NEW OBLIGATING AUTHORITY AND THE APPLICATION OF PRIOR YEAR UNOBLIGATED BALANCES (CONTINUED)

APPROPRIATION TITLES AND CITATIONS OF PUBLIC LAW	NEW OBLIGATING AUTHORITY ENACTED	APPROPRIATION TRANSFERS	FY 1961 PROGRAM			UNOBLIGATED CARRY-OVER APPLIED TO PRIOR YEARS PROGRAMS	TOTAL AVAILABLE FOR OBLIGATION DURING FY 1961
			NET NEW OBLIGATING AUTHORITY	UNOBLIGATED CARRY-OVER APPLIED TO FY 1961 PROGRAM	TOTAL FY 1961 PROGRAM		
<u>Military Construction, Air Force Reserve</u> PL 86-630	4,000	-	4,000	1,364	5,364	-	5,364
<u>Military Construction, Air National Guard</u> PL 86-630	13,850	-	13,850	5,030	18,880	-	18,880
a/ Transfer as follows: FROM: Air Force Stock Fund							30,000
TO: Emergency Fund, Department of Defense							(54,833)
						Total	(24,833)
b/ Transfer as follows: TO: Emergency Fund, Department of Defense							(1,750)
c/ Transfer as follows: TO: Operating Expenses, National Archives and Records, GSA							(811)
TO: Operation and Maintenance, Army							(5,200)
TO: Emergency Fund, Department of Defense							(10,000)
						Total	(16,011)
d/ Transfer as follows: FROM: Aircraft, Missiles and Related Procurement							562,400
FROM: Procurement Other Than Aircraft and Missiles							26,347
						Total	588,747
e/ Transfer as follows: FROM: Aircraft, Missiles and Related Procurement							716,000
FROM: Procurement Other Than Aircraft and Missiles							137,300
						Total	853,300
f/ Transfer as follows: FROM: Procurement Other Than Aircraft and Missiles							62,755
g/ Transfer as follows: TO: Emergency Fund, Department of Defense							(12,000)
TO: Aircraft Procurement							(562,400)
TO: Missile Procurement							(716,000)
TO: Research, Development, Test and Evaluation							(223,200)
						Total	1,513,600
h/ Transfer as follows: TO: Aircraft Procurement							(26,347)
TO: Missile Procurement							(137,300)
TO: Other Procurement							(62,755)
						Total	(226,402)
i/ Transfer as follows: TO: Plant Acquisition and Construction, AEC							(6,300)
FROM: Emergency Fund, Department of Defense							30,995
FROM: Aircraft, Missiles and Related Procurement							223,200
						Total	247,895
j/ Transfer as follows: FROM: Emergency Fund, Department of Defense							78,583

Source: Financial Policy and Analysis Division, Directorate of Budget, Comptroller of the Air Force.

TABLE 220- DEPARTMENT OF THE AIR FORCE FUNDS AVAILABLE FOR OBLIGATION IN FY 1961 WITH ACTUAL OBLIGATIONS - DURING FY 1961

(Table includes reimbursements. Figures are in thousands of dollars and do not necessarily add to totals due to rounding. Figures in parentheses denote minus amounts).

PRO-GRAM NU-MBER	APPROPRIATION AND PROGRAM TITLE	TOTAL AVAILABLE FOR OBLIGATION DURING FY 1961	TOTAL GROSS OBLIGATION	OBLIGATIONS			
				First Quarter	Second Quarter	Third Quarter	Fourth Quarter
	<u>TOTAL - (ALL DIRECT APPROPRIATIONS)</u>	<u>\$23,639,667</u>	<u>\$19,824,166</u>	<u>\$ 4,669,962</u>	<u>\$ 4,862,452</u>	<u>\$ 4,897,269</u>	<u>\$ 5,394,483</u>
	<u>MILITARY PERSONNEL, FY 1961 - TOTAL</u>	<u>4,023,661</u>	<u>4,023,481</u>	<u>1,025,012</u>	<u>997,813</u>	<u>1,009,750</u>	<u>990,906</u>
510	Pay and Allowances	3,627,785	3,627,616	914,589	910,517	919,174	883,336
530	Movements - Permanent Change of Station	275,026	275,022	79,704	57,226	61,347	76,745
550	Subsistence-In-Kind	115,147	115,147	29,136	28,768	27,960	29,283
590	Other Military Personnel Costs	5,703	5,695	1,584	1,310	1,302	1,499
	Undistributed	-	-	-	(10)	(32)	42
	<u>RESERVE PERSONNEL, FY 1961 - TOTAL</u>	<u>52,459</u>	<u>49,841</u>	<u>14,467</u>	<u>10,519</u>	<u>10,831</u>	<u>14,024</u>
750	Reserve Personnel	46,442	44,241	13,173	7,655	10,101	13,312
770	Reserve Officer Candidates	6,000	5,600	1,294	2,864	730	712
	Undistributed	17	-	-	-	-	-
	<u>NATIONAL GUARD PERSONNEL, FY 1961 - TOTAL</u>	<u>46,137</u>	<u>45,751</u>	<u>16,104</u>	<u>8,843</u>	<u>8,667</u>	<u>12,137</u>
520	National Guard Personnel	46,137	45,751	16,104	8,843	8,667	12,137
	Undistributed	-	-	-	-	-	-
	<u>OPERATION AND MAINTENANCE, FY 1961 - TOTAL</u>	<u>4,619,489</u>	<u>4,619,489</u>	<u>1,356,020</u>	<u>1,081,383</u>	<u>1,025,427</u>	<u>1,156,659</u>
410	Aircraft Fuel and Oil	505,155	505,155	127,915	124,564	121,585	131,090
430	Logistical Support	1,817,158	1,817,158	520,803	436,979	401,769	457,607
440	Training Support	388,005	388,005	117,079	88,708	84,050	98,168
450	Operational Support	1,429,978	1,429,978	460,005	319,592	300,745	341,636
470	Medical Support	158,183	158,183	41,815	38,035	38,574	39,759
480	Service-Wide Support	318,514	318,514	79,851	72,906	78,155	87,602
490	Contingencies	2,496	2,496	550	600	560	786
	Undistributed	-	-	-	(2)	(8)	10
	Appropriation Transfer Account	-	-	-	-	-	-
	<u>OPERATION AND MAINTENANCE, AIR NATIONAL GUARD, FY 1961-TOTAL</u>	<u>190,566</u>	<u>189,842</u>	<u>54,682</u>	<u>42,706</u>	<u>44,107</u>	<u>48,342</u>
410	Operation of Aircraft	50,706	50,706	15,586	10,071	12,343	12,706
430	Logistical Support	27,487	27,314	8,385	6,370	6,371	6,188
440	Training Support	111,687	111,177	30,631	26,000	25,285	29,261
470	Medical Support	582	554	61	243	86	164
480	Service-Wide Support	104	91	25	21	23	22
	Undistributed	-	-	-	-	-	-

TABLE 220— DEPARTMENT OF THE AIR FORCE FUNDS AVAILABLE FOR OBLIGATION IN FY 1961 WITH ACTUAL OBLIGATIONS —
DURING FY 1961 (CONTINUED)

636830 O-62-29

PRO- GRAM NU- BER	APPROPRIATION AND PROGRAM TITLE	TOTAL AVAILABLE FOR OBLIGATION DURING FY 1961	TOTAL GROSS OBLIGATION	OBLIGATIONS			
				First Quarter	Second Quarter	Third Quarter	Fourth Quarter
	<u>AIRCRAFT PROCUREMENT, FY 1961 - TOTAL</u>	\$ 5,693,003	\$ 4,004,756	\$ 647,176	\$ 950,262	\$ 1,090,788	\$ 1,316,530
	<u>PRIOR YEAR PROGRAMS - TOTAL</u>	1,109,069	849,297	233,122	263,664	180,807	171,704
	<u>FY 1961 PROGRAM - TOTAL</u>	4,583,934	3,155,459	414,055	686,598	909,981	1,144,825
1000	Aircraft Weapon System	1,858,430	1,511,329	230,690	238,292	395,972	596,375
1100	Modification	757,200	474,734	61,938	120,405	124,145	168,246
1200	In-Service Direct Ground Support Equipment Common	95,900	35,234	670	5,981	12,306	16,277
1300	Component Improvement	56,000	33,732	-	895	16,572	16,265
1400	Industrial Facilities	31,200	18,745	75	4,317	11,742	2,611
1500	Replenishment Spares	924,737	649,923	41,261	126,631	226,066	255,965
1600	Airborne Alert Spares	147,600	44,193	7,147	17,415	7,708	11,923
1700	War Consumables	8,000	1,278	-	1,248	-	30
1800	Procurement Other Than Air Force	74,171	36,848	1,092	8,157	11,173	16,426
1900	Other Charges	391,300	349,444	71,183	113,257	104,296	60,708
	Undistributed	239,396	-	-	-	-	-
5000	<u>AIRLIFT MODERNIZATION, FY 1961 - TOTAL</u>	334,977	224,244	6,181	51,370	25,858	140,835
	Airlift Modernization, Aircraft Weapon System	334,977	224,244	6,181	51,370	25,858	140,835
	<u>MISSILE PROCUREMENT, FY 1961 - TOTAL</u>	3,767,075	3,027,410	777,157	782,254	691,188	776,811
	<u>PRIOR YEAR PROGRAMS - TOTAL</u>	290,902	166,227	44,452	43,886	54,232	23,657
	<u>FY 1961 PROGRAM - TOTAL</u>	3,476,173	2,861,183	732,705	738,368	636,956	753,154
2000	Missile Weapon System	3,015,130	2,728,678	699,935	701,701	616,234	710,808
2100	Modification	22,300	9,547	-	1,442	1,496	6,609
2200	Out of Production Systems and Common Support	4,300	1,969	40	2,040	640	(751)
2300	Component Improvement	5,000	4,436	700	110	1,260	2,366
2400	Industrial Facilities	84,500	63,741	24,021	13,375	11,225	15,120
2800	Procurement Other Than Air Force	30,743	8,654	-	-	-	8,654
2900	Other Charges	48,200	44,159	8,008	19,701	6,101	10,349
	Undistributed	266,000	-	-	-	-	-

TABLE 220— DEPARTMENT OF THE AIR FORCE FUNDS AVAILABLE FOR OBLIGATION IN FY 1961 WITH ACTUAL OBLIGATIONS — DURING FY 1961 (CONTINUED)

PRO-GRAM NU-MBER	APPROPRIATION AND PROGRAM TITLE	TOTAL AVAILABLE FOR OBLIGATION DURING FY 1961	TOTAL GROSS OBLIGATION	OBLIGATIONS			
				First Quarter	Second Quarter	Third Quarter	Fourth Quarter
	<u>OTHER PROCUREMENT, FY 1961 - TOTAL</u>	<u>1,398,231</u>	<u>924,793</u>	<u>134,840</u>	<u>185,036</u>	<u>275,451</u>	<u>329,466</u>
	<u>PRIOR YEAR PROGRAMS - TOTAL</u>	<u>301,117</u>	<u>217,966</u>	<u>61,226</u>	<u>72,645</u>	<u>43,718</u>	<u>40,376</u>
	<u>FY 1961 PROGRAM - TOTAL</u>	<u>1,097,114</u>	<u>706,827</u>	<u>73,613</u>	<u>112,391</u>	<u>231,733</u>	<u>289,090</u>
8100	Munitions and Associated Equipment	66,503	53,480	10,414	6,953	12,677	23,436
8200	Vehicular Equipment	90,860	73,063	1,486	11,292	36,407	23,878
8300	Cryptologic and Other USAF Security Service Equipment	39,265	36,312	2,264	15,760	16,655	1,633
8400	Electronics and Tele-Communications Equipment	725,989	463,322	57,858	67,613	140,766	197,085
8500	Other Base Maintenance and Support Equipment	107,296	60,735	1,564	9,142	16,750	33,279
8600	Industrial Facilities	2,844	2,468	-	321	1,406	741
8800	Equipment Modification	38,886	17,447	27	1,311	7,071	9,038
	Undistributed	25,472	-	-	-	-	-
	<u>AIRCRAFT, MISSILES, AND RELATED PROC PRIOR YEARS-TOTAL</u>	<u>(50,027)</u>	<u>(50,027)</u>	<u>17,754</u>	<u>61,841</u>	<u>27,971</u>	<u>(157,593)</u>
	<u>PROCUREMENT OTHER THAN AIRCRAFT AND MISSILES, PRIOR YEAR - TOTAL</u>	<u>(9,919)</u>	<u>(9,919)</u>	<u>19,422</u>	<u>12,134</u>	<u>19,212</u>	<u>(60,687)</u>
	<u>RESEARCH, DEVELOPMENT, TEST AND EVALUATION - TOTAL</u>	<u>2,238,781</u>	<u>1,892,315</u>	<u>474,418</u>	<u>421,163</u>	<u>463,912</u>	<u>532,822</u>
	Prior Year Programs	144,990	122,328	48,101	43,994	31,122	(889)
	Appropriation Transfer Account	-	-	-	-	-	-
	<u>FY 1961 PROGRAM - TOTAL</u>	<u>2,093,791</u>	<u>1,769,987</u>	<u>426,317</u>	<u>377,169</u>	<u>432,790</u>	<u>533,711</u>
610	Aircraft and Related Equipment	232,275	157,339	22,940	25,350	64,357	44,692
620	Missiles and Related Equipment	344,006	295,149	59,937	84,347	40,847	110,018
630	Military Astronautics and Related Equipment	472,947	460,737	98,026	101,948	147,663	113,100
640	Ships, Small Craft and Related Equipment	-	-	-	-	-	-
660	Ordnance, Combat Vehicles and Related Equipment	13,113	10,703	402	838	3,172	6,291
670	Other Equipment	218,796	160,838	28,677	32,117	35,986	64,058
680	Military Sciences	251,897	220,886	19,619	57,217	62,347	81,703
690	Program-Wide Management and Support	516,342	464,336	196,716	75,353	78,417	113,850
	Undistributed	44,415	-	-	-	-	-
	<u>MILITARY CONSTRUCTION, AIR FORCE - TOTAL</u>	<u>1,310,991</u>	<u>868,657</u>	<u>124,920</u>	<u>254,734</u>	<u>200,356</u>	<u>288,647</u>
	<u>MILITARY CONSTRUCTION, AIR FORCE RESERVE - TOTAL</u>	<u>5,363</u>	<u>2,045</u>	<u>311</u>	<u>688</u>	<u>40</u>	<u>1,006</u>
	<u>MILITARY CONSTRUCTION, AIR NATIONAL GUARD - TOTAL</u>	<u>18,880</u>	<u>11,488</u>	<u>1,493</u>	<u>1,706</u>	<u>3,711</u>	<u>4,578</u>

Source: Financial Policy and Analysis Division, Directorate of Budget, Comptroller of the Air Force.

TABLE 221 - DEPARTMENT OF THE AIR FORCE - EXPENDITURES AND AMOUNTS AVAILABLE FOR EXPENDITURES - DURING FY 1961

(Table excludes reimbursements. Figures are in thousands of dollars and do not necessarily add to totals due to rounding. Figures in parentheses denote minus amounts).

APPROPRIATION	UNEXPENDED BALANCE 1 JUL 60	FY 1961 NEW EXPENDITURE AUTHORITY	APPRO- PRIATION TRANS- FERS	NET CHANGE IN UN- DELIV- ERED MAP-CIO	TOTAL AVAILABLE FOR EXPENDITURE	NET EXPENDITURES DURING FY 1961	RESTOR- ATIONS AND WITHDRAWALS P. L. 798	NET UNEXPENDED BALANCE 30 JUN 61
<u>MILITARY FUNCTIONS, AIR FORCE - TOTAL . . .</u>	<u>\$ 14,880,625</u>	<u>\$ 17,859,297</u>	<u>\$ 1,868</u>	<u>\$(18,350)</u>	<u>\$ 32,723,440</u>	<u>\$ 19,778,237</u>	<u>\$(40,775)</u>	<u>\$ 12,904,428</u>
<u>DIRECT APPROPRIATIONS - TOTAL</u>	<u>14,558,061</u>	<u>17,859,297</u>	<u>33,684</u>	<u>(27,177)</u>	<u>32,423,865</u>	<u>19,815,738</u>	<u>(40,236)</u>	<u>12,567,891</u>
Military Personnel	a/ 159,612	4,019,676	(24,833)	-	4,154,455	3,916,383	(33,034)	b/ 205,038
Reserve Personnel	5,973	54,000	(1,750)	-	58,223	49,784	(2,720)	5,719
Air National Guard Personnel	7,162	46,000	-	-	53,162	43,903	(628)	8,631
Air National Guard (FY 1959 only)	646	-	-	-	646	(155)	(886)	(85)
Operations and Maintenance, Air Force	865,579	4,315,398	(31,011)	10,680	5,160,646	4,268,731	(2,181)	889,734
Operations and Maintenance, Air National Guard	18,450	189,481	-	-	207,931	171,728	(775)	35,428
Preparation for Sale or Salvage of Military Prop.	492	-	-	-	492	14	(12)	466
Aircraft Procurement	3,884,177	3,251,449	588,747	40,719	7,765,092	3,012,781	-	4,752,311
Airlift Modernization	-	310,788	-	4,800	315,588	8,181	-	307,407
Missile Procurement	1,503,669	2,615,120	853,300	4,858	4,976,947	2,688,730	-	2,288,217
Other Procurement	970,567	877,171	62,755	50,271	1,960,764	653,641	-	1,307,123
Aircraft, Missile and Related Procurement	3,629,917	-	(1,513,600)	(86,280)	2,030,037	1,573,967	-	456,070
Procurement Other than Aircraft and Missiles	1,255,594	-	(226,402)	(52,665)	976,527	753,941	-	222,586
Research, Development, Test and Evaluation	866,062	1,552,863	247,895	440	2,667,260	1,659,464	-	1,007,796
Military Construction, Air Force	1,369,966	609,501	78,583	-	2,058,050	997,876	-	1,060,174
Military Construction, Air Force Reserve	3,770	4,000	-	-	7,770	3,083	-	4,687
Military Construction, Air National Guard	16,425	13,850	-	-	30,275	13,686	-	16,589
<u>MISCELLANEOUS ACCOUNTS - TOTAL</u>	<u>322,564</u>	<u>-</u>	<u>(31,816)</u>	<u>8,827</u>	<u>299,575</u>	<u>(37,501)</u>	<u>(539)</u>	<u>336,537</u>
Air Force Management Fund	5,207	-	-	-	5,207	1,649	(428)	3,130
Air Force Stock Fund	275,655	-	(30,000)	8,827	254,482	(22,644)	-	277,126
Air Force Industrial Fund	41,557	-	(1,816)	-	39,741	(16,533)	-	56,274
Consolidated Working Funds, A. F. Prior Years	146	-	-	-	146	27	(111)	8

a/ After reduction for deficiency of \$53,506 (thousand).

b/ After reduction for deficiency of \$48,091 (thousand).

Source: Financial Policy and Analysis Division, Directorate of Budget, Comptroller of the Air Force.

TABLE 222 - DEPARTMENT OF THE AIR FORCE - EXPENDITURES AGAINST FY 1961 PROGRAM -
DURING FY 1961

(Table includes reimbursements. Figures are in thousands of dollars and do not necessarily add to totals due to rounding. Figures in parentheses denote minus amounts).

PRO- GRAM No.	APPROPRIATION AND PROGRAM TITLE	TOTAL GROSS EXPENDITURES	GROSS EXPENDITURES			
			First Quarter	Second Quarter	Third Quarter	Fourth Quarter
	<u>TOTAL - (ALL DIRECT APPROPRIATIONS FOR PROGRAM YEAR 1961)</u>	\$ 12,845,252	\$ 2,027,364	\$ 3,075,704	\$ 3,507,607	\$ 4,234,577
	<u>MILITARY PERSONNEL - TOTAL</u>	3,788,695	844,562	982,670	967,818	993,645
510	Pay and Allowances	3,477,587	783,427	889,898	887,898	916,364
530	Movement - Permanent Change of Station	198,230	26,045	59,023	47,926	65,236
550	Subsistence - In Kind	105,816	17,800	28,204	30,996	28,816
590	Other Military Personnel Costs	4,797	1,120	1,295	1,121	1,261
	Undistributed	2,342	16,170	4,259	(91)	(17,996)
993	Refunds on Transportation of Persons and Things	(77)	-	(10)	(32)	(35)
	<u>RESERVE PERSONNEL - TOTAL</u>	44,173	9,085	10,834	10,343	13,911
750	Reserve Personnel	37,909	7,734	8,306	9,292	12,577
770	Reserve Officer Candidates	4,984	629	2,670	907	778
	Undistributed	1,281	722	(142)	145	556
	<u>NATIONAL GUARD PERSONNEL - TOTAL</u>	37,502	10,339	9,088	6,321	11,754
520	National Guard Personnel	36,478	7,492	7,553	9,743	11,690
	Undistributed	1,024	2,847	1,535	(3,422)	64
	<u>OPERATION AND MAINTENANCE - TOTAL</u>	3,788,025	628,315	974,604	1,041,343	1,143,763
410	Aircraft Fuel and Oil	437,975	36,337	125,557	123,687	152,394
430	Logistical Support	1,468,700	221,695	368,857	415,489	462,659
440	Training Support	328,903	58,027	85,306	91,066	94,504
450	Operational Support	1,119,750	162,698	290,095	323,409	343,548
470	Medical Support	132,558	18,039	33,928	39,198	41,393
480	Service-Wide Support	251,705	43,338	60,768	70,081	77,518
490	Contingencies	1,767	179	372	528	688
	Undistributed	35,388	77,202	9,708	(22,107)	(29,415)
	Advances to General Services Administration	10,000	10,000	-	-	-
	Advances to Government of Morocco	665	800	-	-	(135)
991	Advance Payments	15	-	15	-	-
993	Refunds on Transportation of Persons and Things	(21)	-	(2)	(8)	(11)
994	Progress Payments	620	-	-	-	620
	<u>OPERATION AND MAINTENANCE, ANG - TOTAL</u>	155,443	24,879	34,571	48,300	47,693
410	Operation Of Aircraft	37,985	2,136	8,830	13,638	13,381
430	Logistical Support	16,914	1,007	1,233	7,895	6,779
440	Training Support	98,949	16,522	24,970	27,471	29,986
470	Medical Support	407	10	87	165	145
480	Service-Wide Support	84	9	26	27	22
	Undistributed	1,105	5,194	(575)	(894)	(2,620)
	<u>AIRCRAFT PROCUREMENT - TOTAL</u>	1,026,306	77,697	181,529	301,137	465,943
1000	Aircraft Weapon System	299,217	242	19,972	89,723	189,280
1100	Modification	175,372	5,708	27,027	49,585	93,052
1200	In-Service Direct Ground Support Equipment Common	6,198	62	253	1,476	4,407
1300	Component Improvement	7,936	-	1	3,143	4,792
1400	Industrial Facilities	1,614	-	16	255	1,343
1500	Replenishment Spares	147,753	519	15,332	41,103	90,799
1600	Airborne Alert Spares	24,753	15	3,582	10,549	10,607
1700	War Consumables	-	-	-	-	-
1800	Procurement Other Than Air Force	15,245	4	957	2,920	11,364
1900	Other Charges	348,218	70,000	113,905	104,014	60,299
9940	Progress Payments	-	1,145	486	(1,631)	-
	<u>AIRLIFT MODERNIZATION - TOTAL</u>	23,536	-	690	3,867	18,979
5000	Airlift Modernization Aircraft Weapon System	23,529	-	20	4,679	18,830
9940	Progress Payments	-	-	670	(670)	-
	Undistributed	7	-	-	(142)	149

TABLE 222 - DEPARTMENT OF THE AIR FORCE - EXPENDITURES AGAINST FY 1961 PROGRAM -
DURING FY 1961 (CONTINUED)

PRO- GRAM No.	APPROPRIATION AND PROGRAM TITLE	TOTAL GROSS EXPENDITURES	GROSS EXPENDITURES			
			First Quarter	Second Quarter	Third Quarter	Fourth Quarter
	<u>MISSILE PROCUREMENT - TOTAL</u>	\$ 1,726,097	\$ 86,498	\$ 371,380	\$ 497,279	\$ 770,940
2000	Missile Weapon System	1,691,250	85,625	361,918	491,098	752,609
2100	Modifications	891	-	-	90	801
2200	Out of Production Systems of Common Support	89	-	1	20	68
2300	Component Improvement	1,726	-	649	449	628
2400	Industrial Facilities	14,015	-	822	5,273	7,920
2800	Procurement Other Than Air Force	649	-	-	-	649
2900	Other Charges	17,477	873	4,786	3,553	8,265
9940	Progress Payments	-	-	3,204	(3,204)	-
	<u>OTHER PROCUREMENT - TOTAL</u>	149,211	1,192	6,062	40,809	101,148
8100	Munitions and Associated Equipment	7,985	82	612	2,126	5,165
8200	Vehicular Equipment	31,243	118	1,003	6,030	24,092
8300	Cryptologic and Other USAF Security Service Support	1,402	-	504	587	311
8400	Electronic and Telecommunications Equip- ment	88,676	828	3,192	23,817	60,839
8500	Other Base Maintenance and Support Equip- ment	18,227	164	749	7,272	10,042
8600	Industrial Facilities	261	-	-	14	247
8800	Equipment Modification	1,415	-	2	963	450
	<u>RESEARCH, DEVELOPMENT, TEST AND EVALUATION - TOTAL</u>	1,087,608	74,669	224,369	345,422	443,148
610	Aircraft and Related Equipment	68,742	174	5,237	19,411	43,920
620	Missile and Related Equipment	168,585	8,330	23,915	57,442	78,898
630	Military Astronautics and Related Equipment	300,550	5,473	79,112	105,007	110,958
640	Ships and Small Craft and Related Equipment	-	-	-	-	-
660	Ordnance, Combat Vehicle and Related Equipment	2,087	-	65	507	1,515
670	Other Equipment	60,833	-	5,348	20,150	35,335
680	Military Science	97,648	55	11,211	28,263	58,119
690	Program-Wide Management and Support	371,349	59,137	94,072	108,545	109,595
991	Advance Payments	13,589	1,500	5,409	4,955	1,725
994	Progress Payments	4,224	-	-	1,142	3,082
	<u>MILITARY CONSTRUCTION, AIR FORCE - TOTAL - (ALL YEARS)</u>	1,001,887	267,111	275,282	241,355	218,139
	<u>MILITARY CONSTRUCTION, AIR FORCE RESERVE - TOTAL (ALL YEARS)</u>	3,083	721	896	450	1,016
	<u>MILITARY CONSTRUCTION, AIR NATIONAL GUARD - TOTAL (ALL YEARS)</u>	13,686	2,296	3,726	3,164	4,500

Source: Financial Policy and Analysis Division, Directorate of Budget, Comptroller of the Air Force.

TABLE 223 - DEPARTMENT OF THE AIR FORCE - GROSS EXPENDITURES AGAINST FY 1960 PROGRAM - DURING FY 1961

(Table below is a new table. Includes reimbursements. Figures are in thousands of dollars and do not necessarily add to totals due to rounding. Figures in parentheses denote minus amounts.)

PRO-GRAM No.	APPROPRIATION AND PROGRAM TITLE	TOTAL GROSS EXPENDITURES	GROSS EXPENDITURES			
			First Quarter	Second Quarter	Third Quarter	Fourth Quarter
	<u>TOTAL - (ALL APPROPRIATIONS FOR FY 1960)</u>	\$ 5,290,567	\$ 1,924,289	\$ 1,250,141	\$ 1,139,057	\$ 977,080
	<u>MILITARY PERSONNEL - TOTAL</u>	158,603	149,289	7,510	2,478	(674)
510	Pay and Allowances	91,486	93,333	(162)	(94)	(1,591)
530	Movement - Permanent Change of Station	64,228	37,517	20,807	3,821	2,083
550	Subsistence-In-Kind	12,677	11,966	(174)	878	7
590	Other Military Personnel Costs	141	107	7	11	16
	Undistributed	(9,678)	6,414	(12,889)	(2,068)	(1,135)
993	Refunds on Transportation of Persons and Things	(252)	(48)	(79)	(69)	(56)
	<u>RESERVE PERSONNEL - TOTAL</u>	5,741	5,485	95	124	37
750	Reserve Personnel	5,534	5,180	205	115	34
770	Reserve Officer Candidates	712	672	13	20	7
	Undistributed	(503)	(366)	(123)	(10)	(4)
993	Refunds on Transportation of Persons and Things	(2)	a/	(1)	-	(1)
	<u>NATIONAL GUARD PERSONNEL - TOTAL</u>	6,545	5,965	68	506	6
520	National Guard Personnel	11,193	9,200	1,453	417	123
	Undistributed	(4,639)	(3,233)	(1,383)	91	(114)
993	Refund on Transportation of Persons and Things	(9)	(1)	(3)	(3)	(2)
	<u>OPERATION AND MAINTENANCE - TOTAL</u>	727,191	534,658	115,640	43,521	33,372
410	Aircraft Fuel and Oil	87,320	86,990	59	702	(431)
430	Logistical Support	261,976	186,594	40,773	15,896	18,713
440	Training Support	47,074	34,491	6,805	3,133	2,645
450	Operational Support	304,737	203,759	62,894	25,343	12,741
470	Medical Support	25,882	20,810	3,176	1,378	518
480	Service-Wide Support	41,612	31,526	5,608	2,283	2,195
490	Contingencies	370	356	44	(42)	12
	Undistributed	(40,188)	(28,930)	(3,515)	(4,935)	(2,808)
992	Reserve for Settlement of Claims	(13)	(13)	-	3	(3)
993	Refunds on Transportation of Persons and Things	(780)	(125)	(201)	(240)	(214)
	Transfer to FY 1961 (Advances to Morocco)	(800)	(800)	-	-	-
	<u>OPERATION AND MAINTENANCE, AIR NATIONAL GUARD</u>	16,963	14,323	2,289	289	62
410	Operation of Aircraft	9,259	7,928	1,331	(3)	3
430	Logistical Support	959	924	46	(11)	-
440	Training Support	9,804	7,988	1,358	376	82
470	Medical Support	163	138	17	8	-
480	Service-Wide Support	6	6	1	(1)	-
	Undistributed	(3,207)	(2,659)	(456)	(72)	(20)
993	Refunds on Transportation of Persons and Things	(22)	(3)	(7)	(8)	(4)
	<u>AIRCRAFT PROCUREMENT - TOTAL</u>	2,188,081	417,367	536,935	660,806	572,973
110	Aircraft, Complete	776,882	34,347	136,423	207,675	398,437
120	Aircraft Components	689,677	145,959	160,171	197,945	185,602
130	Aircraft Ground Handling and Training Equip.	135,063	32,632	33,092	35,164	34,175
160	Aircraft Industrial Facilities	6,556	573	2,075	1,511	2,399
170	Aircraft Development, Test and Evaluation	92,184	35,778	33,031	22,642	733
180	Aircraft Modification	189,687	48,306	42,553	54,161	44,667
190	Aircraft First Destination Transportation	306	-	306	-	-
993	Refunds on Transportation of Persons, Things	(24)	-	(1)	(4)	(19)
994	Progress Payments	297,748	119,772	129,284	141,713	(93,021)

TABLE 223 - DEPARTMENT OF THE AIR FORCE - GROSS EXPENDITURES AGAINST FY 1960 PROGRAM -
DURING FY 1961 (CONTINUED)

PRO- GRAM No.	APPROPRIATION AND PROGRAM TITLE	TOTAL GROSS EXPENDITURES	GROSS EXPENDITURES			
			First Quarter	Second Quarter	Third Quarter	Fourth Quarter
	<u>MISSILE PROCUREMENT - TOTAL</u>	\$ 994,854	\$ 376,806	\$ 241,296	\$ 192,358	\$ 184,394
210	Missile Complete	203,857	37,908	13,090	68,486	84,373
220	Missile Components	37,764	10,574	5,692	8,538	12,960
230	Missile Ground Handling and Training Equip- ment	270,070	97,662	57,559	37,232	77,617
260	Missile Industrial Facilities	24,712	1,573	8,267	10,367	4,505
270	Missile Development, Test and Evaluation	403,501	206,102	120,113	47,163	30,123
280	Missile Modification	2,819	303	311	810	1,395
290	Missile First Destination	633	102	531	-	-
991	Advance Payments	(75)	(75)	-	-	-
994	Progress Payments	51,573	22,656	35,734	19,762	(26,579)
	<u>OTHER PROCUREMENT - TOTAL</u>	538,124	145,941	162,246	123,433	106,504
810	Weapons, Ammunition and Propellants	39,632	7,090	11,950	13,530	7,062
820	Vehicular and Related Equipment	53,621	23,117	15,836	9,649	5,019
830	Electronic Weapon Support	234,751	59,433	78,279	57,226	39,813
840	Tele-Communications Equipment	105,271	32,023	27,825	13,687	31,736
850	Other Organizational and Base Support Equip- ment	72,633	18,429	22,245	17,958	14,001
860	Other Industrial Facilities	902	207	308	148	239
870	Development, Test and Evaluation	-	-	-	-	-
880	Equipment Modification	7,725	1,597	1,110	1,951	3,067
890	First Destination Transportation	465	437	28	-	-
993	Refunds on Transportation of Persons and Things	(28)	(1)	-	(1)	(26)
994	Progress Payments	23,152	3,609	4,663	9,287	5,593
	<u>RESEARCH, DEVELOPMENT, TEST AND EVAL - TOTAL</u>	654,465	274,454	184,062	115,542	80,407
610	Aircraft and Related Equipment	124,378	33,133	36,299	37,997	16,949
620	Missiles and Related Equipment	92,356	36,814	38,574	9,393	7,575
630	Military Astronautics and Related Equipment	120,656	88,654	20,988	8,218	2,796
640	Ships and Small Crafts and Related Equipment	-	-	-	-	-
660	Ordnance Combat Vehicles and Related Equip- ment	9,599	2,071	2,939	2,771	1,818
670	Other Equipment	155,455	34,929	50,915	37,521	32,090
680	Military Sciences	91,646	34,751	28,316	13,401	15,178
690	Program-Wide Management and Support	60,898	43,124	9,085	4,925	3,764
991	Advance Payments	(7,247)	(172)	(5,218)	(413)	(1,444)
992	Reserve for Settlement of Claims	(5)	(5)	-	-	-
993	Refunds on Transportation of Persons and Things	49	49	-	-	-
994	Progress Payments	6,681	1,106	2,163	1,730	1,682

a/ Less than \$500.00.

Source: Financial Policy and Analysis Division, Directorate of Budget, Comptroller of the Air Force.

TABLE 224 - DEPARTMENT OF THE AIR FORCE - GROSS EXPENDITURES AGAINST FY 1959 PROGRAM -
DURING FY 1961

(Includes reimbursements. Figures are in thousands of dollars and do not necessarily add to totals due to rounding. Figures in parentheses denote minus amounts).

PRO- GRAM No.	APPROPRIATION AND PROGRAM TITLE	TOTAL GROSS EXPENDITURES	EXPENDITURES			
			First Quarter	Second Quarter	Third Quarter	Fourth Quarter
	<u>TOTAL - (ALL APPROPRIATIONS FOR PROGRAM YEAR 1959)</u>	\$ 2,151,657	\$ 760,239	\$ 650,612	\$ 442,259	\$ 298,547
	<u>MILITARY PERSONNEL - TOTAL</u>	147	(116)	120	69	74
510	Pay and Allowances	(686)	(536)	(62)	(35)	(53)
530	Movements-Permanent Change of Station	1,118	411	361	131	215
550	Subsistence	12	26	(4)	(15)	5
590	Other Military Personnel Costs	4	1	-	-	3
993	Refunds on Transportation of Persons and Things Undistributed	(76) (225)	(27) 9	(18) (155)	(23) 7	(8) (86)
	<u>RESERVE PERSONNEL - TOTAL</u>	54	17	15	10	12
750	Reserve Personnel	64	19	16	13	16
770	Reserve Officer Candidates Undistributed	- (9)	- (2)	- (1)	- (3)	a/ (3)
	<u>AIR NATIONAL GUARD - TOTAL</u>	(156)	(106)	(38)	(11)	(1)
500	Military Personnel	(7)	(2)	(3)	(2)	-
	Undistributed	(149)	(104)	(35)	(9)	(1)
	<u>OPERATION AND MAINTENANCE - TOTAL</u>	2,779	5,854	9,914	4,010	(16,999)
410	Aircraft Fuel and Oil	2,259	1,103	242	553	361
430	Logistical Support	17,828	10,636	3,992	1,590	1,610
440	Training Support	3,988	1,575	2,247	283	(117)
450	Operating Support	14,445	6,959	3,574	2,377	1,535
470	Medical Support	2,466	2,101	137	190	38
480	Service-Wide Support	2,069	749	831	46	443
490	Contingencies	20	18	7	2	(7)
992	Reserve For Settlement of Claims	88	20	67	1	-
993	Refunds on Transportation of Persons and Things Advance to General Services Administration	(387) (15,000)	(165) (15,000)	(133) -	(68) -	(21) -
	Undistributed	(24,998)	(2,139)	(1,051)	(966)	(20,842)
	<u>AIRCRAFT MISSILES AND RELATED PROCUREMENT - TOTAL</u>	1,444,043	527,458	460,505	274,853	181,227
110	Aircraft, Complete	982,064	337,982	353,232	229,905	60,945
120	Aircraft Components	315,015	108,239	92,193	59,222	55,361
130	Guided Missiles, Complete	365,322	113,078	66,804	98,760	86,680
140	Guided Missiles Components	27,780	11,628	7,305	3,707	5,140
150	Industrial Facilities and Equipment	29,088	10,376	9,034	5,941	3,737
160	Modification	116,586	43,087	32,308	24,921	16,270
170	Component Production Development	66,410	23,675	13,757	15,212	13,766
180	First Destination Transportation	8,074	2,942	1,928	2,452	752
992	Reserve for Settlement of Claims	(20)	(20)	-	-	-
993	Refunds on Transportation of Persons and Things	(394)	(296)	(41)	(52)	(5)
994	Progress Payments	(465,881)	(123,233)	(116,017)	(165,213)	(61,418)
	<u>PROCUREMENT OTHER THAN AIRCRAFT AND MISSILES - TOTAL</u>	656,652	204,859	167,502	155,392	128,899
210	Weapons, Ammunitions and Propellants	17,411	7,452	5,685	3,133	1,141
220	Vehicular Equipment	4,213	1,903	710	731	869
230	Ground Communication - Electronic Equipment	303,338	81,124	77,257	85,560	59,397
240	Ground Handling Equipment	159,998	55,493	45,958	33,345	25,202
250	Training Equipment	37,715	15,021	11,641	740	10,313
260	Support Equipment and Supplies	126,712	31,775	22,174	32,964	39,799
270	Base Maintenance Equipment	21,459	9,218	6,533	3,806	1,902
280	First Destination Transportation	6,282	1,614	1,680	2,195	793
991	Advance Payments	(68)	(15)	(5)	(34)	(14)
992	Reserve for Settlement of Claims	(96)	(121)	-	25	-
993	Refunds on Transportation of Persons and Things	(385)	(223)	(76)	(70)	(16)
994	Progress Payments	(19,925)	1,618	(4,055)	(7,003)	(10,485)

TABLE 224 - DEPARTMENT OF THE AIR FORCE - GROSS EXPENDITURES AGAINST FY 1959 PROGRAM -
DURING FY 1961 (CONTINUED)

PRO- GRAM No.	APPROPRIATION AND PROGRAM TITLE	TOTAL GROSS EXPENDITURES	EXPENDITURES			
			First Quarter	Second Quarter	Third Quarter	Fourth Quarter
	<u>RESEARCH, DEVELOPMENT, TEST AND EVALUATION - TOTAL</u>	\$ 47,846	\$ 22,012	\$ 12,590	\$ 7,911	\$ 5,333
610	Aircraft and Related Equipment	4,813	2,089	1,332	646	746
620	Guided Missiles and Related Equipment	4,510	1,898	1,066	638	908
660	Ammunitions and Related Equipment	1,410	763	313	193	141
670	Other Equipment	13,897	7,017	3,263	2,120	1,497
680	Military Sciences	19,268	8,199	5,031	3,482	2,556
690	Operation and Management	4,910	2,331	1,522	894	163
991	Advance Payments	(567)	(223)	(1)	(40)	(303)
992	Reserve for Settlement of Claims	(49)	(112)	62	1	-
993	Refunds on Transportation of Persons and Things	(131)	(85)	(14)	(25)	(7)
994	Progress Payments	(209)	136	17	-	(362)
	<u>OTHER PROCUREMENT - TOTAL</u>	<u>243</u>	<u>243</u>	-	-	-
	<u>OPERATION AND MAINTENANCE, ANG - TOTAL</u>	<u>49</u>	<u>18</u>	<u>4</u>	<u>25</u>	<u>2</u>

a/ Less than \$500.00.

Source: Financial Policy and Analysis Division, Directorate of Budget, Comptroller of the Air Force.

TABLE 225 - DEPARTMENT OF THE AIR FORCE - GROSS EXPENDITURES AGAINST FY 1958 PROGRAM -
DURING FY 1961

(Includes reimbursements. Figures are in thousands of dollars and do not necessarily add to totals due to rounding. Figures in parentheses denote minus amounts).

PRO- GRAM No.	APPROPRIATION AND PROGRAM TITLE	TOTAL GROSS EXPENDITURES	EXPENDITURES			
			First Quarter	Second Quarter	Third Quarter	Fourth Quarter
	<u>TOTAL - (ALL APPROPRIATIONS FOR FY 1958)</u> . . .	\$ 339,836	\$ 153,847	\$ 106,602	\$ 50,982	\$ 28,405
	<u>MILITARY PERSONNEL - TOTAL</u>	(367)	(126)	(77)	(112)	(52)
510	Pay and Allowances	NOT				
530	Movements - Permanent Change of Station					
550	Subsistence	AVAIL-	N	O	T	A
590	Other Military Personnel Requirements	ABLE	V	A	I	L
	Undistributed		A	B	L	E
	<u>AIRCRAFT, MISSILES AND RELATED PROCUREMENT - TOTAL</u>	<u>226,293</u>	<u>115,449</u>	<u>74,440</u>	<u>21,939</u>	<u>14,465</u>
110	Aircraft Complete	136,695	63,992	50,122	14,545	8,036
120	Aircraft Components	97,296	51,585	19,801	20,414	5,496
130	Guided Missiles, Complete	11,801	6,372	3,869	1,221	339
140	Guided Missile Components	999	776	3	563	(343)
150	Industrial Facilities and Equipment	11,017	3,487	2,608	3,684	1,238
160	Modification	6,305	4,118	1,639	71	477
170	Component Production Development	8,893	3,957	2,230	1,523	1,183
180	First Destination Transportation	-	-	-	-	-
991	Advance Payments	(165)	(125)	-	-	(40)

TABLE 225 - DEPARTMENT OF THE AIR FORCE - GROSS EXPENDITURES AGAINST FY 1958 PROGRAM - DURING FY 1961 (CONTINUED)

PRO-GRAM No.	APPROPRIATION AND PROGRAM TITLE	TOTAL GROSS EXPENDITURES	EXPENDITURES			
			First Quarter	Second Quarter	Third Quarter	Fourth Quarter
	<u>AIRCRAFT, MISSILES AND RELATED PROCUREMENT(Continued)</u> \$		\$	\$	\$	\$
992	Reserve for Settlement of Claims	1	-	-	-	-
993	Refunds on Transportation of Persons and Things	5	5	-	-	-
994	Progress Payments	(46,563)	(18,721)	(5,831)	(20,081)	(1,930)
	<u>PROCUREMENT OTHER THAN AIRCRAFT AND MISSILES -TOTAL</u>	<u>105,247</u>	<u>35,617</u>	<u>29,563</u>	<u>27,332</u>	<u>12,735</u>
210	Weapons, Ammunition and Propellants	4,481	398	955	563	2,565
220	Vehicular Equipment	5,276	2,452	2,109	690	25
230	Ground Communication-Electronic Equipment	39,910	16,471	7,616	9,075	6,748
240	Ground Handling Equipment	33,362	9,696	9,565	12,241	1,860
250	Training Equipment	10,976	1,711	3,377	3,237	2,651
260	Support Equipment and Supplies	22,658	9,809	7,062	3,292	2,495
270	Base Maintenance Equipment	4,715	3,043	461	624	587
992	Reserve for Settlement of Claims	40	40	-	-	-
993	Refunds on Transportation of Persons and Things	14	14	-	-	-
994	Progress Payments	(16,186)	(8,017)	(1,584)	(2,388)	(4,197)
	<u>RESEARCH, DEVELOPMENT TEST AND EVALUATION - TOTAL</u>	<u>8,663</u>	<u>2,909</u>	<u>2,674</u>	<u>1,823</u>	<u>1,257</u>
610	Aircraft and Related Equipment	1,327	391	330	300	306
620	Guided Missiles and Related Equipment	799	258	272	105	164
660	Ammunition and Related Equipment	129	42	55	20	12
670	Other Equipment	1,467	560	364	311	232
680	Military Sciences	4,240	1,408	1,237	1,035	560
690	Operation and Maintenance	875	265	470	64	76
991	Advance Payments	(177)	(18)	(54)	(12)	(93)
992	Reserve for Settlement of Claims	2	2	-	-	-
993	Refunds on Transportation of Persons and Things	1	1	-	-	-

Source: Financial Policy and Analysis Division, Directorate of Budget, Comptroller of the Air Force.

TABLE 226 - DEPARTMENT OF THE AIR FORCE - GROSS EXPENDITURES AGAINST FY 1957 PROGRAM - DURING FY 1961

(Table includes reimbursements. Figures are in thousands of dollars and do not necessarily add to totals due to rounding. Figures in parentheses denote minus amounts.)

PRO-GRAM No.	APPROPRIATION AND PROGRAM TITLE	TOTAL GROSS EXPENDITURES	GROSS EXPENDITURES			
			First Quarter	Second Quarter	Third Quarter	Fourth Quarter
	<u>TOTAL - (ALL APPROPRIATIONS FOR PROGRAM YEAR 1957)</u>	\$ 77,431	\$ 26,916	\$ 13,218	\$ 26,595	\$ 10,702
	<u>Aircraft, Missiles and Related Procurement - Total</u>	44,052	15,734	6,632	13,312	8,374
110	Aircraft, Complete	38,812	16,642	7,861	5,476	8,833
120	Aircraft, Components	24,201	10,092	7,995	8,793	(2,679)
130	Guided Missiles, Complete	10,060	3,648	1,857	2,985	1,570
140	Guided Missile Components	1,607	397	635	532	43
150	Industrial Facilities and Equipment	5,443	3,082	1,589	992	(220)
160	Modification	(181)	(4)	26	(102)	(101)
992	Reserve For Settlement of Claims	19	19	-	-	-
993	Refunds on Transportation of Persons and Things	47	47	-	-	-
994	Progress Payments	(35,958)	(18,187)	(13,333)	(5,364)	926
	<u>Procurement Other than Aircraft and Missiles - Total</u>	30,298	9,969	5,571	12,560	2,198
210	Weapons, Ammunition and Propellants	1,600	1,107	35	444	14
220	Vehicular Equipment	a/	-	-	-	a/
230	Ground Communication - Electronic Equipment	17,492	5,192	1,456	7,362	3,482
240	Ground Handling Equipment	3,564	1,806	512	1,282	(36)
250	Training Equipment	1,758	2,138	152	285	(817)
260	Support Equipment and Supplies	8,727	1,323	5,316	1,482	606
270	Base Maintenance Equipment	338	36	180	25	97
991	Advance Payments	(16)	-	(11)	-	(5)
992	Reserve for Settlement of Claims	11	11	-	-	-
993	Refunds on Transportation of Persons and Things	46	46	-	-	-
994	Progress Payments	(3,222)	(1,690)	(2,070)	1,681	(1,143)
	<u>Research Develop., Test and Evaluation - Total</u>	3,081	1,213	1,014	723	131
610	Aircraft and Related Equipment	2,694	331	2,097	51	215
620	Guided Missiles and Related Equipment	147	24	5	60	58
660	Ammunition and Related Equipment	44	11	6	(1)	28
670	Other Equipment	1,003	306	211	252	234
680	Military Sciences	464	201	113	94	56
690	Operation and Management	427	67	57	294	9
992	Reserve For Settlement of Claims	(2)	(2)	-	-	-
993	Refund on Transportation of Persons and Things	1	1	-	-	-
994	Progress Payments	(1,697)	272	(1,473)	(27)	(469)

a/ Less than \$500.00.

Source: Financial Policy and Analysis Division, Directorate of Budget, Comptroller of the Air Force.

TABLE 227 - DEPARTMENT OF THE AIR FORCE GROSS EXPENDITURES AGAINST FY 1956 PROGRAM -
DURING FY 1961

(Table includes reimbursements. Figures are in thousands of dollars and do not necessarily add to totals due to rounding. Figures in parentheses denote minus amounts)

PRO- GRAM NO	APPROPRIATION AND PROGRAM TITLE	TOTAL GROSS EXPEN- TURES	GROSS EXPENDITURES			
			First Quarter	Second Quarter	Third Quarter	Fourth Quarter
	<u>TOTAL - (ALL APPROPRIATIONS FOR PROGRAM YEAR 1956)</u>	<u>\$21,194</u>	<u>\$29,037</u>	<u>\$4,888</u>	<u>\$1,926</u>	<u>(\$14,657)</u>
	<u>Aircraft, Missiles and Related Procurement - Total</u>	<u>14,314</u>	<u>24,744</u>	<u>2,736</u>	<u>8,508</u>	<u>(21,674)</u>
110	Aircraft, Complete	17,257	25,516	6,674	4,952	(19,885)
120	Initial Aircraft Component Spares and Spare Parts	(1,788)	363	(834)	(1,373)	56
130	Related Aircraft Procurement	4,109	1,836	(2,257)	6,617	(2,087)
140	Modification Of In-Service Aircraft and Components	853	617	285	(22)	(27)
150	Guided Missiles, Complete	3,237	359	842	1,895	141
180	Industrial Mobilization	6	5	-	1	-
190	Procurement Administration	(1)	-	-	-	(1)
992	Reserve For Settlement of Claims	2	2	-	-	-
993	Refunds on Transportation of Persons and Things	201	201	-	-	-
994	Progress Payments	(9,563)	(4,156)	(1,974)	(3,561)	128
	<u>Procurement Other Than Aircraft and Missiles - Total</u>	<u>6,506</u>	<u>3,678</u>	<u>1,843</u>	<u>(6,738)</u>	<u>7,723</u>
210	Weapons, Ammunition, and Assist Take-Off Units	66	21	10	34	1
220	Ground Powered and Marine Equipment	104	15	88	1	-
230	Electronic and Communication Equipment	5,647	3,172	1,596	(6,763)	7,642
250	Training Equipment	527	287	76	105	59
270	Other Major Equipment	447	277	125	8	37
992	Reserve For Settlement of Claims	70	70	-	-	-
993	Refunds on Transportation of Person and Things	122	122	-	-	-
994	Progress Payments	(477)	(287)	(51)	(123)	(16)
	<u>Research, Development, Test and Evaluation - Total</u>	<u>374</u>	<u>615</u>	<u>305</u>	<u>156</u>	<u>(702)</u>
610	Aircraft and Related Equipment	(810)	212	194	(446)	(770)
620	Guided Missiles and Related Equipment	561	57	1	499	4
660	Ammunition and Related Equipment	4	7	-	(1)	(2)
670	Other Equipment	213	90	59	30	34
680	Military Sciences	262	141	52	46	23
690	Operation and Management	66	29	-	28	9
991	Advance Payments	(1)	-	(1)	-	-
992	Reserve For Settlement of Claims	54	55	-	-	(1)
993	Refunds on Transportation of Persons and Things	24	24	-	-	-

Source: Financial Policy and Analysis Division, Directorate of Budget, Comptroller of the Air Force

TABLE 228 - DEPARTMENT OF THE AIR FORCE GROSS EXPENDITURES AGAINST "L", "M", AND APPROPRIATION TRANSFER ACCOUNTS - DURING FY 1961

(Table includes reimbursements. Figures are in thousands of dollars and do not necessarily add to totals due to rounding. Figures in parentheses denote minus amounts)

APPROPRIATION AND PROGRAM TITLE	TOTAL GROSS EXPENDITURES	EXPENDITURES			
		First Quarter	Second Quarter	Third Quarter	Fourth Quarter
<u>TOTAL - (ALL "L", "M", "ATA", AND UNDISTRIBUTED AMOUNTS)</u>	<u>\$25,797</u>	<u>\$89,654</u>	<u>\$101,914</u>	<u>(\$31,732)</u>	<u>(\$134,039)</u>
<u>Liquidation Accounts - Total</u>	<u>8,002</u>	<u>(1,880)</u>	<u>5,617</u>	<u>4,066</u>	<u>199</u>
Aircraft, Missiles and Related Procurement	2,058	(6,177)	8,144	1,817	(1,726)
Procurement Other Than Aircraft and Missiles	5,408	3,914	(2,797)	2,208	2,083
Research, Development, Test and Evaluation	536	383	270	41	(158)
<u>Successor "M" Accounts - Total</u>	<u>13,070</u>	<u>4,403</u>	<u>4,317</u>	<u>2,174</u>	<u>2,176</u>
Military Personnel	(1,014)	(349)	(220)	(232)	(213)
Reserve Personnel	76	18	21	19	18
Operation and Maintenance	13,689	4,732	4,519	2,069	2,369
Operation and Maintenance, Air National Guard	319	2	(3)	318	2
<u>Appropriation Transfer Accounts - Total</u>	<u>12,064</u>	<u>1,063</u>	<u>4,549</u>	<u>3,313</u>	<u>3,139</u>
Missile Procurement	360	-	173	59	128
Procurement Other Than Aircraft and Missiles	1,457	-	189	440	828
Military Construction, Air Force	10,333	1,020	4,186	2,814	2,313
Research, Development, Test, and Evaluation	2	1	1	-	-
Military Construction, Air National Guard	(88)	42	-	-	(130)
<u>Undistributed Amounts at Appropriation Level - Total</u>	<u>(7,339)</u>	<u>86,068</u>	<u>87,431</u>	<u>(41,285)</u>	<u>(139,553)</u>
Aircraft Procurement	8,328	24,897	(10,406)	(7,923)	1,760
Airlift Modernization	7	-	a/	(142)	149
Missile Procurement	8,298	45,642	28,097	6,220	(71,661)
Other Procurement	(1,887)	(2,650)	4,662	(451)	(3,448)
Aircraft, Missiles and Related Procurement	(18,951)	(20,706)	40,289	(35,998)	(2,536)
Procurement Other Than Aircraft and Missiles	(5,021)	(2,098)	3,099	1,210	(7,232)
Research, Development, Test and Evaluation	2,739	38,705	(9,496)	1,667	(28,137)
Military Construction, Air Force	(899)	2,253	31,302	(5,884)	(28,570)
Military Construction, Air Force Reserve	5	5	3	9	(12)
Military Construction, Air National Guard	42	20	(119)	7	134

Source: Financial Policy and Analysis Division, Directorate of Budget, Comptroller of the Air Force.

TABLE 229 - ACTIVITY IN USAF MANAGEMENT FUND - DURING FY 1961

(Air Force Management Fund was established under Section 406, Public Law 81-216, National Security Amendments of 1949, to provide for simplifying administration of and accounting for financial transactions of either a continuing or one-time project financed by two or more appropriations, where the expenditures are not readily allocable to such appropriations initially. Figures in parenthesis indicate minus amounts. Amounts do not add due to rounding).

LINE NO.	ITEM	TOTAL DURING FY 1961	PROGRAM YEAR			"M" ACCOUNT	UNDIS-TRIBUTED	UNDIS-TRIBUTED TRAVEL FUNDS
			1961	1960	1959			
1	<u>UNOBLIGATED BALANCE, 1 JULY 1960</u>							
	(a) Available for New Obligs in FY 1960 (Corpus Only)	\$ 1,000,000	\$ -	\$ 1,000,000	\$ -	\$ -	\$ -	\$ -
	(b) Available for Adjustment of Prior Yr Obligations	295,912	-	-	-	-	-	295,912
2	<u>Unliquidated Obligations, 1 July 1960</u>	<u>3,915,733</u>	-	<u>1,057,764</u>	<u>1,747</u>	<u>3,176,705</u>	<u>(320,483)</u>	<u>-</u>
3	<u>UNEXPENDED BALANCE, 1 JULY 1960</u>	<u>5,211,645</u>	-	<u>2,057,764</u>	<u>1,747</u>	<u>3,176,705</u>	<u>(320,483)</u>	<u>295,912</u>
4	<u>ADJUSTMENT OF PRIOR YR UNDISTRIBUTED EXPENDITURES</u>					<u>458,547</u>	<u>458,547</u>	
5	<u>ADMINISTRATIVE TRANSFER - TOTAL</u>		<u>1,000,000</u>	<u>(704,088)</u>	-	-	-	<u>(295,912)</u>
6	<u>ADVANCES (+) AND RETURNS (-) BY SOURCE APPRO.</u>							
7	Operation and Maintenance, Army	1,516,333	1,516,333	-	-	-	-	-
8	Operation and Maintenance, Navy	1,516,333	1,516,333	-	-	-	-	-
9	Operation and Maintenance, Air Force	2,323,134	2,323,134	-	-	-	-	-
10	Procurement Other Than Aircraft and Missiles, Air Force	(496,074)	-	(36,397)	-	(459,677)	-	-
11	Military Construction, Air Force	612,682	-	197,965	-	(414,717)	-	-
12	<u>TOTAL NET ADVANCES AND RETURNS</u>	<u>4,247,044</u>	<u>5,355,800</u>	<u>(234,362)</u>	-	<u>(874,394)</u>	-	-
13	<u>REIMBURSABLE ORDERS</u>							
14	Department of the Navy	233	-	233	-	-	-	-
15	General Services Administration	73,700	73,700	-	-	-	-	-
16	Canadian Government	5,984	5,332	652	-	-	-	-
17	<u>TOTAL REIMBURSABLE ORDERS</u>	<u>79,917</u>	<u>79,032</u>	<u>885</u>	-	-	-	-
18	<u>TOTAL AVAILABLE FOR OBLIG (LINES 1a, 1b, 5, 12 & 17)</u>	<u>5,622,873</u>	<u>6,434,832</u>	<u>62,435</u>	-	<u>(874,394)</u>	-	-
19	Obligations During FY 1961	4,194,943	5,364,968	15,964	(243)	(1,185,745)	-	-
20	Withdrawn Under P.L. 84-798	427,930	69,863	46,471	243	311,351	-	-
21	<u>UNBLIG BALANCE, 30 JUN 1961 CORPUS AVAIL 1962.</u>	<u>1,000,000</u>	<u>1,000,000</u>	-	-	-	-	-

TABLE 229 - ACTIVITY IN USAF MANAGEMENT FUND - DURING FY 1961 (CONTINUED)

LINE NO.	ITEM	TOTAL DURING FY 1961	PROGRAM YEAR			"M" ACCOUNT	UNDIS-TRIBUTED	UNDIS-TRIBUTED TRAVEL FUNDS
			1961	1960	1959			
22	<u>TOTAL AVAILABLE FOR EXPENDITURES</u> <u>(LINES 3, 4, 5, 12 and 17) - TOTAL</u>	\$ 9,538,606	\$ 6,434,832	\$ 1,120,199	\$ 1,747	\$ 1,843,764	\$ 138,064	\$ -
23	Expenditures During FY 1961 - Total	5,979,427	4,758,697	785,389	1,504	434,860	(1,023)	-
24	Withdrawn Under P. L. 84-798 - Total	427,930	69,863	46,471	243	311,351	-	-
25	<u>UNEXPENDED BALANCE, 30 JUNE 1961 - TOTAL</u>	<u>3,131,249</u>	<u>1,606,272</u>	<u>288,339</u>	-	<u>1,097,553</u>	<u>139,087</u>	-
26	<u>UNOBLIGATED BALANCE, 30 JUNE 1961 - TOTAL</u>	<u>1,000,000</u>	<u>1,000,000</u>	-	-	-	-	-
27	<u>UNLIQUIDATED OBLIGATIONS, 30 JUNE 1961 - TOTAL</u>	<u>2,131,250</u>	<u>606,272</u>	<u>288,339</u>	-	<u>1,097,553</u>	<u>139,087</u>	-

(a) Includes \$806,800 earmarked for preparation for sale or salvage of military property.

SOURCE: Financial Policy and Analysis Division, Directorate of Budget, Comptroller of the Air Force.

TABLE 230 - STATUS OF USAF RESEARCH, DEVELOPMENT, TEST, AND EVALUATION APPROPRIATION
 FY 1950 THROUGH FY 1961 - AS OF 30 JUN 1961

(Table includes reimbursements. Figures are in millions of dollars and do not necessarily add to totals due to rounding. Figures in parentheses denote minus amounts)

ACCOUNT OR FISCAL YEAR	APPROPRIATION	ADJUSTMENTS ^{a/}	REIMBURSEMENTS	TOTAL AVAILABLE FOR OBLIGATION	OBLIGATIONS	EXPENDITURES	UNLIQUIDATED OBLIGATIONS
TOTAL	\$ 7,774.3	\$ 769.5	\$ 405.1	\$ 8,949.1	\$ 8,602.6	\$ 7,770.2	\$ 832.4
Appropriation Transfer Account	-	1.1	-	1.1	1.1	1.1	-
Liquidation Account	-	30.9	1.2	32.1	31.3	30.5	.8
FY 1950 through FY 1955	2,338.7	23.2	1.1	2,363.0	2,363.0	2,363.0	-
FY 1956	570.0	35.9	3.1	609.0	608.2	607.6	.6
FY 1957	710.0	(18.3)	11.2	703.1	701.3	698.0	3.3
FY 1958	691.0	47.0	5.5	743.5	742.6	737.6	5.0
FY 1959	751.8	14.6	48.9	815.4	813.5	797.7	15.8
FY 1960	1,159.9	296.3	131.9	1,588.1	1,573.4	1,433.2	140.2
FY 1961	1,552.9	388.8	202.2	2,093.9	1,770.0	1,087.6	682.4
Undistributed	-	-	-	-	-	15.6	(15.6)
Collections Prior to "L" Accounts	-	-	-	-	(1.7)	(1.7)	-

a/ Detail of adjustments is shown on following table.

DETAIL OF ADJUSTMENTS (SEE TABLE COLUMN 2 ABOVE)

SOURCE OF TRANSFER	PROGRAM							LIQUIDATION ACCOUNT	APPROPRIATION TRANSFER ACCOUNT
	FY 1950 THROUGH FY 1955	FY 1956	FY 1957	FY 1958	FY 1959	FY 1960	FY 1961		
ADJUSTMENTS - TOTAL	23.2	35.9	(18.3)	47.0	14.6	296.3	338.8	30.9	1.1
1. Transferred from "Emergency Fund," Department of Defense	88.5	23.3	14.0	29.4	41.0	50.7	31.0	-	-
2. Transferred from "Aircraft, Missiles and Related Procurement"	5.0	-	-	-	-	11.9	223.2	-	-
3. Transferred to "Signal Service, Army" for Armed Forces Security Agency	(.7)	-	-	-	-	-	-	-	-
4. Transferred to "Expenses, Airways Modernization Board"	-	-	-	(5.3)	-	-	-	-	-
5. Transferred to "Salaries and Expenses, Advanced Research Projects Agency," Department of Defense	-	-	-	(.2)	-	-	-	-	-
6. Transferred from "Salaries and Expenses, Advanced Research Projects Agency, Department of Defense	-	-	-	-	-	275.2	-	-	-
7. Transferred to "Research and Development National Aeronautics and Space Administration"	-	-	-	-	(12.7)	-	-	-	-
8. Transferred to "Plant Requisition and Construction, AEC"	-	-	-	-	-	-	(6.3)	-	-
9. Administrative Transfer of Prior Year Funds	(69.6)	12.6	(32.3)	23.1	(13.7)	(41.5)	90.9	30.9	1.1

Source: Financial Policy and Analysis Division, Directorate of Budget, Comptroller of the Air Force.

TABLE 231 - DEPARTMENT OF THE AIR FORCE - RESEARCH, DEVELOPMENT, TEST, AND EVALUATION

(Table below includes reimbursements and is reported in dollars)

OPERATING AGENCY	TOTAL	PROGRAM BY			
		610 Aircraft and Related Equipment	620 Guided Missiles And Related Equipment	660 Ammunitions And Related Equipment	670 Other Equipment
PROGRAM					
<u>US AIR FORCE - TOTAL</u>	\$ 742,551,048	\$ 115,450,843	\$ 115,542,307	\$ 8,325,574	\$ 66,883,299
<u>CONTINENTAL US - TOTAL</u>	741,898,449	115,450,843	115,542,307	8,325,574	66,883,299
Air Research and Development Command	737,433,931	115,450,843	115,542,307	8,325,574	66,883,299
Secretary Of The Air Staff, Hq USAF	1,102,000	-	-	-	-
Air University	3,362,518	-	-	-	-
Director of Budget, Hq USAF	-	-	-	-	-
<u>OVERSEA - TOTAL</u>	652,598	-	-	-	-
Alaska Air Command	652,598	-	-	-	-
PROGRAM					
<u>US AIR FORCE - TOTAL</u>	813,455,937	105,874,703	119,834,744	7,827,167	84,242,423
<u>CONTINENTAL US - TOTAL</u>	812,093,615	105,874,703	119,834,744	7,827,167	84,242,423
Air Research and Development Command	807,696,560	105,874,703	119,834,744	7,827,167	84,242,423
Air University	4,184,972	-	-	-	-
Secretary Of The Air Staff, Hq USAF	427,500	-	-	-	-
Air Force Finance Center	(215,417)	-	-	-	-
<u>OVERSEA - TOTAL</u>	1,362,322	-	-	-	-
Alaska Air Command	1,362,322	-	-	-	-
OPERATING AGENCY	TOTAL	PROGRAM BY			
		610 Aircraft And Related Equipment	620 Missiles and Related Equipment	630 Military Astronautics And Related Equipment	660 Ordnance Combat Ve- hicles, and Related Equipment
PROGRAM					
<u>US AIR FORCE - TOTAL</u>	\$ 1,573,382,787	\$ 209,138,130	\$ 180,919,400	\$ 310,283,064	\$ 13,448,597
<u>CONTINENTAL US - TOTAL</u>	1,572,314,778	209,138,130	180,919,400	310,283,064	13,448,597
Air Research and Development Command	1,553,320,307	209,138,130	180,919,400	297,435,814	13,448,597
Air University	754,945	-	-	-	-
Secretary Of The Air Staff, Hq USAF	400,000	-	-	-	-
Director of Budget, Hq USAF	12,847,250	-	-	12,847,250	-
Air Training Command	4,980,148	-	-	-	-
Advance to other Government Agencies	12,127	-	-	-	-
<u>OVERSEA - TOTAL</u>	1,068,009	-	-	-	-
Alaska Air Command	1,068,009	-	-	-	-

APPROPRIATION CUMULATIVE OBLIGATIONS BY OPERATING AGENCY - AS OF 30 JUNE 1961

which may not necessarily add to totals due to rounding.)

NUMBER			MIS-CELLANEOUS	APPROPRIATION TRANSFER ACCOUNTS	OPERATING AGENCY	
680 Military Sciences	690 Operation And Management	991 Advance Payments To Contractors				
YEAR FY 1958						
\$ 102,612,046	\$ 333,736,978	\$ -	\$ -	\$ -	<u>US AIR FORCE - TOTAL</u>	
102,285,343	333,411,083	-	-	-	<u>CONTINENTAL U. S. - TOTAL</u>	
99,483,792	331,748,116	-	-	-	Air Research and Development Command	
1,102,000	-	-	-	-	Secretary Of The Air Staff, Hq USAF	
1,699,551	1,662,967	-	-	-	Air University	
-	-	-	-	-	Director of Budget, Hq USAF	
<u>326,703</u>	<u>325,895</u>	-	-	-	<u>OVERSEA - TOTAL</u>	
326,703	325,895	-	-	-	Alaska Air Command	
YEAR FY 1959						
<u>134,842,208</u>	<u>361,040,879</u>	-	(206,187)	-	<u>US AIR FORCE - TOTAL</u>	
134,483,120	360,037,645	-	(206,187)	-	<u>CONTINENTAL US - TOTAL</u>	
132,419,514	357,498,009	-	-	-	Air Research and Development Command	
1,636,106	2,548,866	-	-	-	Air University	
427,500	-	-	-	-	Secretary of the Air Staff, Hq USAF	
-	(9,230)	-	(206,187)	-	Air Force Finance Center	
<u>359,087</u>	<u>1,003,235</u>	-	-	-	<u>OVERSEA - TOTAL</u>	
359,087	1,003,235	-	-	-	Alaska Air Command	
NUMBER						
670 Other Equipment	680 Military Sciences	690 Program-Wide Management And Support	991 Advance Payments To Contractor	Mis cellaneous	Appropriation Transfer Accounts	OPERATING AGENCY
YEAR FY 1960						
\$ 250,636,057	\$ 172,527,330	\$ 436,418,082	\$ -	\$ -	\$ 12,127	<u>US AIR FORCE - TOTAL</u>
<u>250,636,057</u>	<u>172,100,846</u>	<u>435,776,557</u>	-	-	<u>12,127</u>	<u>CONTINENTAL US - TOTAL</u>
250,636,057	169,590,324	432,151,985	-	-	-	Air Research and Development Command
-	-	754,945	-	-	-	Air University
-	400,000	-	-	-	-	Secretary of the Air Staff, Hq USAF
-	-	-	-	-	-	Director of Budget, Hq USAF
-	2,110,521	2,869,627	-	-	-	Air Training Command
-	-	-	-	-	-	Advance to other Government Agencies
-	-	-	-	-	12,127	
-	426,484	641,525	-	-	-	<u>OVERSEA - TOTAL</u>
-	426,484	641,525	-	-	-	Alaska Air Command

TABLE 231 - DEPARTMENT OF THE AIR FORCE - RESEARCH, DEVELOPMENT, TEST, AND EVALUATION

(Table below includes reimbursements and is reported in dollars)

OPERATING AGENCY	TOTAL	PROGRAM BY			
		610 Aircraft And Related Equipment	620 Missiles And Related Equipment	630 Military Astronautics And Related Equipment	660 Ordnance Combat Ve- hicles, and Related Equipment
PROGRAM					
<u>US AIR FORCE - TOTAL</u> . . .	\$ <u>1,769,986,830</u>	\$ <u>157,339,310</u>	\$ <u>295,148,530</u>	\$ <u>460,736,525</u>	\$ <u>10,702,687</u>
Air Research and Development Command	1,761,137,951	156,124,740	295,148,530	460,736,525	10,702,687
Air University <u>a/</u>	-	-	-	-	-
Secretary of the Air Staff, Hq USAF	400,000	-	-	-	-
Director of Budget, Hq USAF	1,954,570	1,214,570	-	-	-
Air Training Command	5,345,064	-	-	-	-
Alaska Air Command	1,149,244	-	-	-	-

a/ Budget and Accounting responsibilities transferred to Air Training Command for FY 1961 and subsequent fiscal years.

Source: Financial Policy and Analysis Division, Directorate of Budget, Comptroller of the Air Force.

APPROPRIATION CUMULATIVE OBLIGATIONS BY OPERATING AGENCY - AS OF 30 JUNE 1961 (CONTINUED)

which may not necessarily add to totals due to rounding.)

NUMBER				Mis- cella- neous	Appro- priation Transfer Accounts	OPERATING AGENCY
670 Other Equipment	680 Military Sciences	690 Program-Wide Management And Support	991 Advance Payments To Con- tractor			
YEAR FY 1961						
\$ <u>160,838,378</u>	\$ <u>220,885,871</u>	\$ <u>464,335,528</u>	\$ -	\$ -	\$ -	<u>US AIR FORCE - TOTAL</u>
160,098,378	218,442,416	459,884,675	-	-	-	Air Research and Development Command
-	-	-	-	-	-	Air University
-	400,000	-	-	-	-	Secretary of the Air Staff, Hq USAF
740,000	-	-	-	-	-	Director of Budget, Hq USAF
-	1,566,475	3,778,589	-	-	-	Air Training Command
-	476,980	672,264	-	-	-	Alaska Air Command

100

100

[REDACTED]

[REDACTED]