

Lead Exposure at Navy Installations: Human Health Risk Assessment Methodologies




David Scarsella

Environmental Programs

Navy and Marine Corps Public Health Center

7 May 2009




Report Documentation Page

Form Approved
OMB No. 0704-0188


Public reporting burden for the collection of information is estimated to average 1 hour per response, including the time for reviewing instructions, searching existing data sources, gathering and maintaining the data needed, and completing and reviewing the collection of information. Send comments regarding this burden estimate or any other aspect of this collection of information, including suggestions for reducing this burden, to Washington Headquarters Services, Directorate for Information Operations and Reports, 1215 Jefferson Davis Highway, Suite 1204, Arlington VA 22202-4302. Respondents should be aware that notwithstanding any other provision of law, no person shall be subject to a penalty for failing to comply with a collection of information if it does not display a currently valid OMB control number.

1. REPORT DATE 07 MAY 2009	2. REPORT TYPE	3. DATES COVERED 00-00-2009 to 00-00-2009			
4. TITLE AND SUBTITLE Lead Exposure at Navy Installations: Human Health Risk Assessment Methodologies		5a. CONTRACT NUMBER			
		5b. GRANT NUMBER			
		5c. PROGRAM ELEMENT NUMBER			
6. AUTHOR(S)		5d. PROJECT NUMBER			
		5e. TASK NUMBER			
		5f. WORK UNIT NUMBER			
7. PERFORMING ORGANIZATION NAME(S) AND ADDRESS(ES) Navy and Marine Corps Public Health Center, 620 John Paul Jones Circle, Suite 1100, Portsmouth, VA, 23708-2103		8. PERFORMING ORGANIZATION REPORT NUMBER			
9. SPONSORING/MONITORING AGENCY NAME(S) AND ADDRESS(ES)		10. SPONSOR/MONITOR'S ACRONYM(S)			
		11. SPONSOR/MONITOR'S REPORT NUMBER(S)			
12. DISTRIBUTION/AVAILABILITY STATEMENT Approved for public release; distribution unlimited					
13. SUPPLEMENTARY NOTES Presented at the NDIA Environment, Energy Security & Sustainability (E2S2) Symposium & Exhibition held 4-7 May 2009 in Denver, CO.					
14. ABSTRACT					
15. SUBJECT TERMS					
16. SECURITY CLASSIFICATION OF:			17. LIMITATION OF ABSTRACT Same as Report (SAR)	18. NUMBER OF PAGES 16	19a. NAME OF RESPONSIBLE PERSON
a. REPORT unclassified	b. ABSTRACT unclassified	c. THIS PAGE unclassified			




Presentation Overview

- Why human health risk assessment (HHRA) for lead is unique
- Navy/DOD sources of lead
- Lead and lead-based paint regulations
- Lead HHRA under CERCLA
 - Toxicity assessment
 - Risk characterization using predictive blood lead models
 - Integrated Exposure Uptake Biokinetic (IEUBK) Model
 - Adult Lead Methodology
 - All Ages Lead Biokinetic Model
 - LeadSpread Model



Why HHRA for Lead is Unique


- There is no cancer slope factor (CSF) for lead, thus no carcinogenic risk is evaluated.
- Non-carcinogenic health effects from lead exposure are evaluated using a **predictive model** tailored to a specific exposure scenario. These effects are predicted not with the reasonable maximum exposure but with the central tendency exposure.
- Risk management decisions for non-carcinogenic health effects are evaluated against the blood lead concentration of concern, not against a probability (10^{-6}).
- Lead HHRA measure the contribution to total risk of adverse health effects from all exposure pathways.
- The contribution of blood lead from non-site related background sources is incorporated into the HHRA as the lead body burden (bioaccumulation in blood/tissues and bone).



Sources of Lead

- Munitions constituents (lead azide and lead styphnate are primary explosives, lead oxide is a propellant component); avgas; blasting caps, extinguishers, arming cartridges, etc.
- Major lead sources nationwide: lead-acid storage batteries, alloys such as brass in plumbing fixtures, nuclear and x-ray shielding, etc.
- Lead-based paint (LBP)
- Naturally occurring lead compounds (ubiquitous)
- Anthropogenic background sources include leaded compounds for vehicle exhaust, stack emissions from industrial processes, and pesticide application.

Regulations pertaining to Lead




- Environmental sources of lead

- CERCLA – release of lead into environment
- RCRA – actions involving lead waste

- LBP

CERCLA is not applicable to the removal or remedial action upon products which are part of the structure of, and result in exposure within, residential buildings or business or community centers.

- Title X of the Lead-Based Paint Hazard Reduction Act, shared jurisdiction of HUD and EPA; applies to everyone
- Lead-Based Paint Guidelines for Disposal of Residential Real Property – A Field Guide; DOD only (applicable to transfer of residential real property)

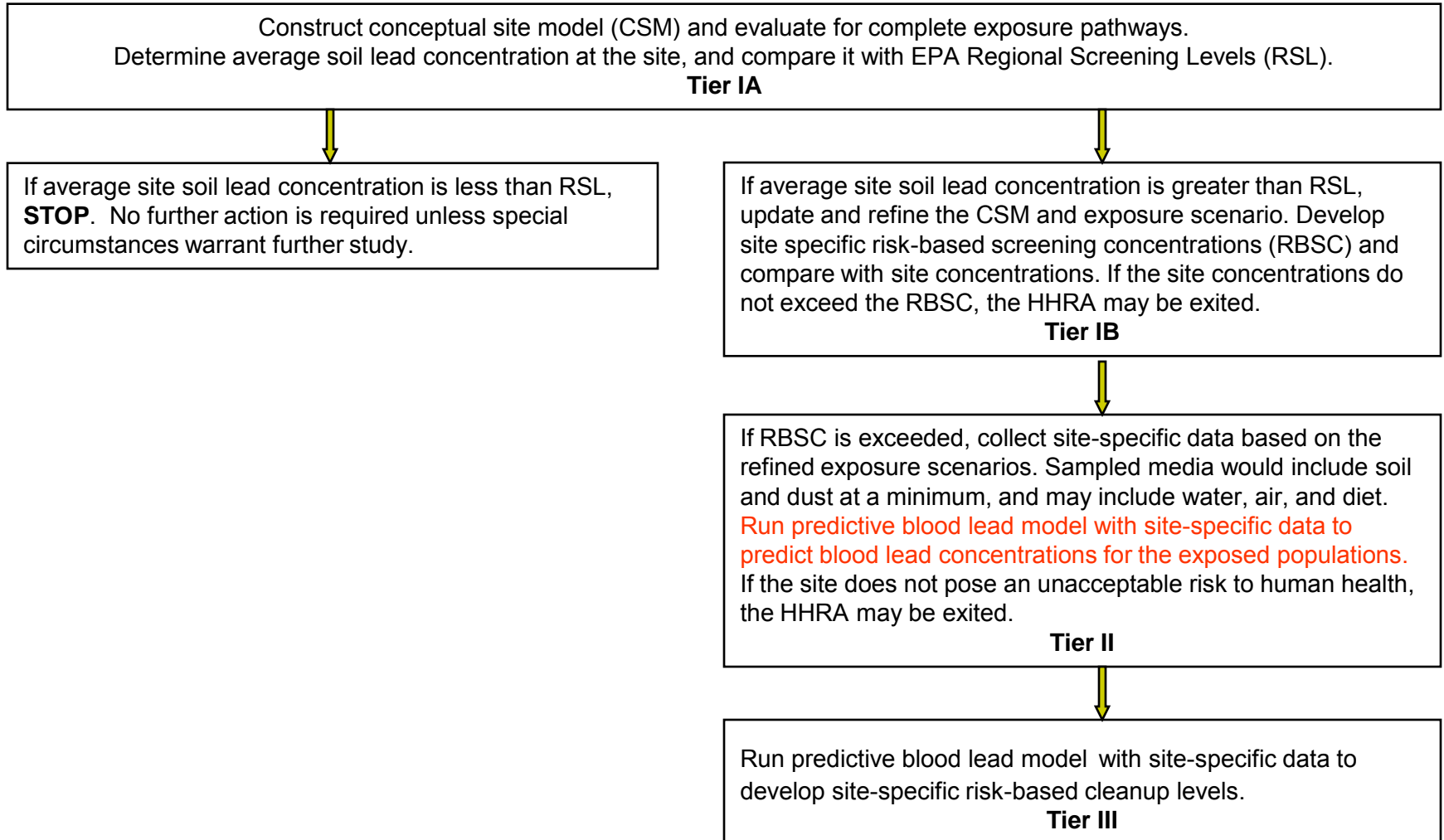


Lead-Based Paint

- Title X – subtitle of Housing and Community Development Act of 1992, works in conjunction with TSCA
 - HUD involvement – regulates activities concerning the presence of LBP, such as the inspection of surfaces and LBP risk assessment
 - EPA involvement – defines LBP hazard and dictates procedures for LBP hazard abatement (such as 40 C.F.R. Part 745, Lead; Renovation, Repair, and Painting Program)
- Field Guide – an agreement between DOD and EPA that DOD will follow Title X provisions, except
 - Mandates that potential soil lead hazards around dwellings should be evaluated for the need for abatement.
 - Use of interim controls should be considered based on the likelihood of lead exposure to children.



Lead HHRA under CERCLA



Tiered HHRA Process



- Risk-Based Screening - Tier I

A residential soil RSL of 400 mg/kg was calculated by USEPA as the level where a 'typical' response (i.e., the normal incidence of exceeding a blood lead concentration of 10 µg/dL), is expected for exposures to national averages for background lead concentrations. For industrial soil, the RSL is 800 mg/kg.

- Baseline HHRA – Tier II


- Data evaluation and reduction
- Exposure assessment - identification of potentially exposed populations is important
- Toxicity assessment
- Risk characterization

Toxicity Assessment



- USEPA characterizes lead as a probable human carcinogen (Class B2) (EPA IRIS), but no CSF is available.
- Prominent noncarcinogenic health effects from exposure to lead are its neurotoxic properties and effects on the neurodevelopment of children. Adults may experience damage to several organ systems, such as neurological damage, adverse musculoskeletal effects, and adverse cardiovascular system effects such as hypertension.
- The blood lead concentration of concern established by the CDC as 10 $\mu\text{g}/\text{dL}$, because impairment of the developing central nervous system, learning dysfunction, and behavioral disorders were found in children aged 0 to 6 years at this concentration.

Risk Characterization through predictive blood lead models



- Lead BHHRAs require a biokinetic model to characterize noncarcinogenic health effects. These models predict a distribution of blood lead concentrations for an exposed population which can then be compared to 10 $\mu\text{g}/\text{dL}$ to determine if remedial action or intervention is warranted.
- Each model employs a set of parameters that incorporate knowledge gleaned from the other three components of the HHRA, which is converted into useable information that can be considered with risk management options.

Risk Model Parameters



- Soil concentration is the most important parameter for the predictive BL models; thus it must be site-specific.
- Indoor dust: Potential for inhalation of dust lead is heightened due to its presence on surfaces which children and their toys could have frequent contact. If dust lead sampling is not possible, a default approach must be used. This approach assumes that 70% of the lead in indoor dust is contributed by soil, and the result is known as the mass fraction of soil in dust (M_{SD}).
- Exterior LBP: When soil and dust lead levels are measured and used to predict blood lead concentrations, the contribution of LBP to overall exposure is already accounted for.
- Drinking water: The parameter default value ($4 \mu\text{g/L}$) is sufficiently representative, based on drinking water targets.
- Airborne lead: The parameter default value ($0.1 \mu\text{g/m}^3$) is sufficient as this is a relatively insignificant contributor to blood lead.




IEUBK Model

- The IEUBK model is for residential exposure scenarios.
- Based on the USEPA risk management goal to limit exposure so that there is a less-than-5% probability in an exposed population that an individual child's (aged 0 to 84 mos.) blood lead concentration will exceed 10 $\mu\text{g}/\text{dL}$. Applicable to residential exposure.
- Four functional components are used to create a plausible distribution of blood lead concentrations: exposure, uptake, biokinetic, and probability distribution.
- Distribution is centered on the geometric mean blood lead concentration (the central tendency exposure), and uses a default value geometric standard deviation. From this distribution the probability that an blood lead concentration for a hypothetical child will exceed the 95th percentile blood lead concentration is calculated.



Adult Lead Methodology

- ALM is Recommendations of the Technical Review Workgroup for Lead for an Interim Approach to Assessing Risks Associated with Adult Exposures to Lead in Soil
- Describes a method that can be used to predict blood lead concentrations due to soil lead exposure at non-residential sites.
- Approach of predicting blood lead concentrations is based on relating the amount of soil lead ingested by a woman of child-bearing age to the blood lead concentration in her hypothetical fetus.
- Based on assumption that a non-residential site will have a worker population with at least one woman who will become pregnant while employed at the site or within several years after cessation of exposure.
- Calculates the total blood lead concentration for a pregnant woman (and thus her fetus) by adding the incremental increase in blood lead concentration resulting from a steady pattern of site exposure to the body burden of lead.



All Ages Lead Biokinetic Model

- All Ages Lead Biokinetic Model is currently being constructed by EPA. Model conceptual structure and design are not available yet (late 2009/2010).
- Predict blood lead for any hypothetical individual of any age/population at-risk.
- Apparently structurally similar to the IEUBK Model, as it employs both an integrated multimedia exposure design and a complex biokinetic module.



LeadSpread Model

- LeadSpread created by the California Department of Toxic Substances Control and should be used for sites in California.
- Predict blood lead concentrations in an average or pica child (1 to 2 years old), and residential or occupational receptors.
- Predicted blood lead concentration is an integrated measure of internal dose from site-specific and background sources. The equation for each exposure pathway derives a linear slope which are then summed to find total blood lead.



Acknowledgements

- Support for fellowship at NMCPHC provided by Oak Ridge Institute for Science and Education (ORISE).
- Special thanks to Handbook manuscript reviewers Ms. Vera Wang, Ms. Jennifer Corack, Ms. Katharine Kurtz, and Mr. John Bishop, all at NMCPHC.