

The public reporting burden for this collection of information is estimated to average 1 hour per response, including the time for reviewing instructions, searching existing data sources, gathering and maintaining the data needed, and completing and reviewing the collection of information. Send comments regarding this burden estimate or any other aspect of this collection of information, including suggestions for reducing this burden, to Washington Headquarters Services, Directorate for Information Operations and Reports, 1215 Jefferson Davis Highway, Suite 1204, Arlington VA, 22202-4302. Respondents should be aware that notwithstanding any other provision of law, no person shall be subject to any penalty for failing to comply with a collection of information if it does not display a currently valid OMB control number.  
PLEASE DO NOT RETURN YOUR FORM TO THE ABOVE ADDRESS.

1. REPORT DATE (DD-MM-YYYY) 06-01-2014	2. REPORT TYPE Conference Proceeding	3. DATES COVERED (From - To) -
---	---	-----------------------------------

4. TITLE AND SUBTITLE A high stability optical frequency reference based on thermal calcium atoms	5a. CONTRACT NUMBER W911NF-11-1-0202
	5b. GRANT NUMBER
	5c. PROGRAM ELEMENT NUMBER 1D10BM

6. AUTHORS R. W. Fox, J. A. Sherman, W. Douglas, J. B. Olson, A. D. Ludlow, C. W. Oates	5d. PROJECT NUMBER
	5e. TASK NUMBER
	5f. WORK UNIT NUMBER

7. PERFORMING ORGANIZATION NAMES AND ADDRESSES Massachusetts Institute of Technology (MIT) 77 Massachusetts Ave. NE18-901 Cambridge, MA 02139 -4307	8. PERFORMING ORGANIZATION REPORT NUMBER
---	--

9. SPONSORING/MONITORING AGENCY NAME(S) AND ADDRESS (ES) U.S. Army Research Office P.O. Box 12211 Research Triangle Park, NC 27709-2211	10. SPONSOR/MONITOR'S ACRONYM(S) ARO
	11. SPONSOR/MONITOR'S REPORT NUMBER(S) 60300-PH-DRP.20

12. DISTRIBUTION AVAILABILITY STATEMENT  
Approved for public release; distribution is unlimited.

13. SUPPLEMENTARY NOTES  
The views, opinions and/or findings contained in this report are those of the author(s) and should not be construed as an official Department of the Army position, policy or decision, unless so designated by other documentation.

14. ABSTRACT  
Here we report an imprecision below 10<sup>-14</sup> with a simple, compact optical frequency standard based upon thermal calcium atoms. Using a Ramsey-Bordé spectrometer we excite features with linewidths < 5 kHz for the 1S<sub>0</sub>-3P<sub>1</sub> intercombination line at 657 nm. We have measured a fractional frequency instability below 6 x 10<sup>-15</sup> at 1 s, with good prospects for still quieter performance. The key remaining issue for this standard is how well first- and second-order Doppler drifts can be suppressed. Due to its experimental simplicity such a system could find application as a less accurate, but high stability reference for commercial applications.

15. SUBJECT TERMS  
atomic frequency standards, optical atomic clocks, laser stabilization.

16. SECURITY CLASSIFICATION OF:			17. LIMITATION OF ABSTRACT UU	15. NUMBER OF PAGES	19a. NAME OF RESPONSIBLE PERSON Vladan Vuletic
a. REPORT UU	b. ABSTRACT UU	c. THIS PAGE UU			19b. TELEPHONE NUMBER 617-324-1174

## Report Title

A high stability optical frequency reference based on thermal calcium atoms

### ABSTRACT

Here we report an imprecision below  $10^{-14}$  with a simple, compact optical frequency standard based upon thermal calcium atoms. Using a Ramsey-Bordé spectrometer we excite features with linewidths  $< 5$  kHz for the  $1S_0-3P_1$  intercombination line at 657 nm. We have measured a fractional frequency instability below  $6 \times 10^{-15}$  at 1 s, with good prospects for still quieter performance. The key remaining issue for this standard is how well first- and second-order Doppler drifts can be suppressed. Due to its experimental simplicity such a system could find application as a less accurate, but high stability reference for commercial applications.

**Conference Name:** Proceedings of the 2012 IEEE International Frequency Control Symposium

**Conference Date:** May 21, 2011

# A high stability optical frequency reference based on thermal calcium atoms

R. W. Fox<sup>1</sup>, J. A. Sherman<sup>1</sup>, W. Douglas<sup>1,2</sup>, J. B. Olson<sup>1,3</sup>, A. D. Ludlow<sup>1</sup> and C. W. Oates<sup>1</sup>

<sup>1</sup>National Institute of Standards and Technology, 325 Broadway, Boulder, CO 80305, USA

<sup>2</sup>University of Denver, Department of Physics, Denver, CO 80208, USA

<sup>3</sup>University of Colorado, Department of Physics, Boulder, CO 80309, USA

Email: oates@boulder.nist.gov

**Abstract**—Here we report an imprecision below  $10^{-14}$  with a simple, compact optical frequency standard based upon thermal calcium atoms. Using a Ramsey-Bordé spectrometer we excite features with linewidths  $< 5$  kHz for the  $^1S_0$ - $^3P_1$  intercombination line at 657 nm. We have measured a fractional frequency instability below  $6 \times 10^{-15}$  at 1 s, with good prospects for still quieter performance. The key remaining issue for this standard is how well first- and second-order Doppler drifts can be suppressed. Due to its experimental simplicity such a system could find application as a less accurate, but high stability reference for commercial applications.

## I. INTRODUCTION

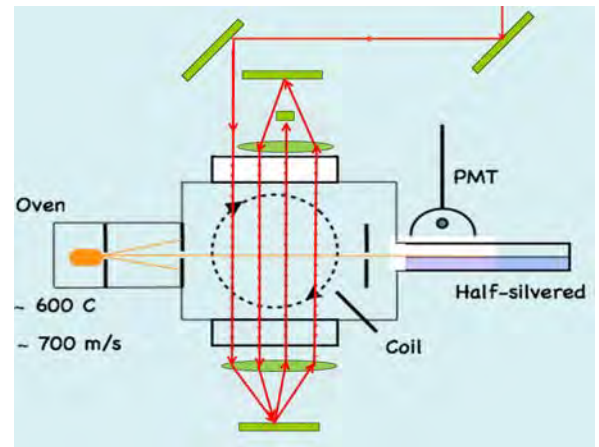
As optical atomic clock researchers have pushed towards the goals of creating clocks with absolute fractional uncertainties below  $10^{-17}$  and fractional instabilities below  $10^{-15}$  at 1 s, they have left in their wake a remarkable set of possibilities. That is, with some trade-offs between complexity and performance, clocks with a still remarkable level of precision seem possible for a variety of real-world (e.g., outside the standards labs) applications with comparatively simple, and realistically field-able instruments. In this direction, groups have been designing optical cavities that can serve as a reference for laser stabilization in noisy environments [1]. Here we report on an atomic transition-based optical frequency reference that uses a single diode-based laser system and can achieve stabilities well below  $10^{-14}$  in 1 s averaging time. This is more than an order of magnitude below that of the best comparable microwave based systems and shows good prospects for still higher stability. Such a system could be ideal for optical-based ultra-low noise microwave generation applications that require longer averaging times and/or modest absolute frequency repeatability.

This research follows a direction first pointed out more than thirty years ago. In seminal research in 1979, Barger and Bergquist demonstrated high-resolution optical spectroscopy using a narrow intercombination line in neutral calcium [2]. Using the technique of optical Bordé-Ramsey spectroscopy [3], they obtained full-width half-maximum (FWHM) linewidths of several kHz, and pointed out the

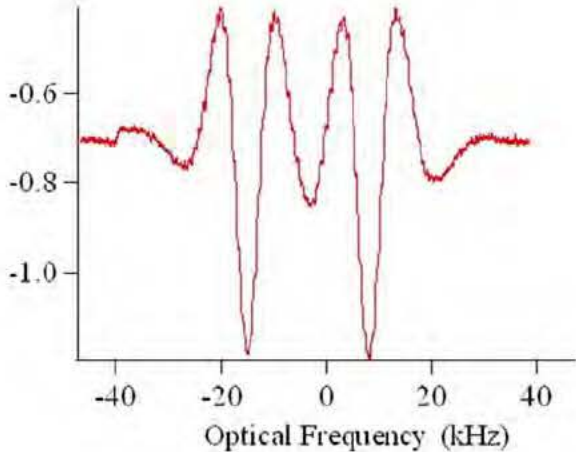
potential that this transition could have as an optical frequency standard. The  $^1S_0$ - $^3P_1$  transition at 657 nm in Ca has been the subject of many subsequent studies as its narrow natural linewidth (375 Hz) and visible wavelength made it ideal for atom interferometry [4,5,6]. However, this system's potential as an atomic frequency reference has yet to be fully evaluated. A Ca clock based on laser-cooled atoms showed an instability of  $4 \times 10^{-15}$  at 1 s with an absolute frequency knowledge at the  $10^{-14}$  level [7], while a more recent study used a blue laser system to enhance the signal-to-noise in a thermal beam-based system ( $9 \times 10^{-14}$  instability at 1 s) [8]. Here we focus on trying to realize the full capability of a thermal beam system based on a single laser system. The instability for a generic atomic clock system limited by atom shot noise can be written [9]:

$$\sigma(\tau) \propto \frac{\delta\nu}{\nu_0} \frac{1}{\sqrt{N\tau}}, \quad (1)$$

where  $\delta\nu$  is the spectroscopic resolution,  $\nu_0$  is the clock frequency,  $N$  is the number of atoms detected in 1 second, and  $\tau$  is the averaging time. Here we see the advantage of working at optical frequency and large atom number. Plugging reasonable values for the Ca thermal system into (1) yields possible clock instabilities of well below  $10^{-15}$  at 1 s, although practical considerations would make fully reaching



**Figure 1:** Calcium beam apparatus, including effusive oven, Ramsey-Bordé spectroscopy zone, and detection cell.



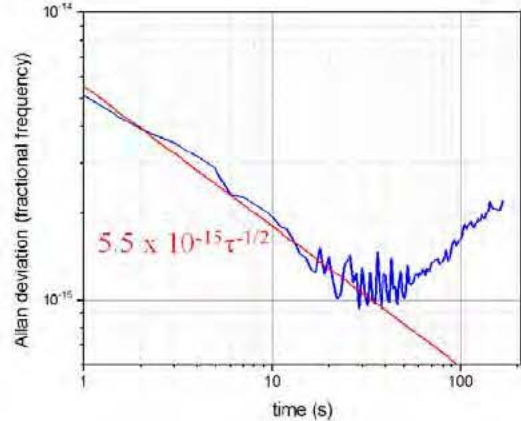
**Figure 2:** Ramsey-Bordé fringes, shown here with both recoil components. Fringe width is  $< 5$  kHz (FWHM).

this theoretical value difficult. Nonetheless, while such a system may not reach the stability attainable with an optical lattice clock, it would be significantly simpler and more compact. It has the additional benefit that the atom servo can have a bandwidth of 100's of Hz rather than the 1 Hz or less typically achieved by the highest performance systems. This increased servo bandwidth is one of the system aspects which considerably relaxes the stability requirements for the optical reference cavity required to pre-stabilize the clock laser.

## II. THE CALCIUM THERMAL BEAM CLOCK

### A. Apparatus

The apparatus is shown in Fig. 1. We pre-stabilize the diode laser at 657 nm (home-built in a Littman-Metcalf configuration) with a high-finesse Fabry-Perot resonator (linewidth  $\sim 9$  kHz) to yield a laser linewidth of order 1 Hz on a 1 s timescale [7]. After using an optical fiber for spatial filtering, we send  $\sim 2$  mW of the light to a four-beam Ramsey-Bordé spectrometer that excites the atoms in a thermal beam [3]. Atoms emerge from an aperture in the Ca oven, which we operate at temperatures ranging from 670-720°C, with a most probable velocity of about 640 m/s. Because of the long excited state lifetime ( $\sim 400$   $\mu$ s), the excited state fluorescence is spread over more than 30 cm downstream of the excitation region. We detect a few percent of the total fluorescence, with a PMT centered 10 cm from the excitation region to reduce the background scattered light

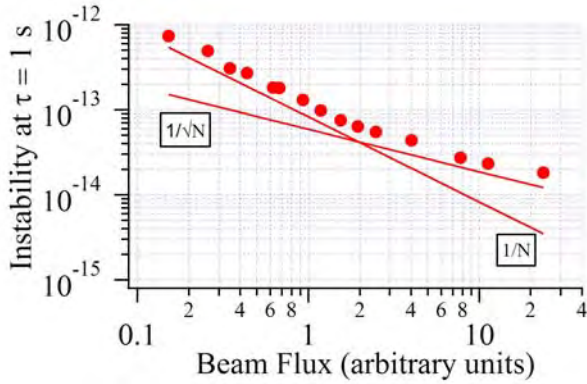


**Figure 3:** Instability versus time. Data shown in blue. Red solid line gives the white frequency noise asymptote.

levels. As is standard with Ramsey-style excitation, the spectroscopic resolution is proportional to the separation of the excitation zones. For the present system our maximum available separation is  $2D = 54$  mm, which yields a FWHM resolution of just below 5 kHz.

As shown in Figure 2, there are actually two features, the well-known recoil doublet [2], separated by 23.1 kHz. We use a microcontroller+DDS system to modulate the laser (at a modulation frequency of 50 Hz) over one of these features to generate an error signal, and use a DDS-fed acousto-optic modulator between the laser and its reference cavity to keep the laser on resonance with the atomic transition. We have measured the stability of the locked system both internally (relative to our ultra-stable reference cavity) and externally (relative to an Yb lattice clock that has a stability of  $< 10^{-15}$  at 1 s [10]). In preliminary measurements, we have seen an instability (see Fig. 3) of  $\sim 5 \times 10^{-15}$  at 1 s, which is, to our knowledge, the first time that a thermal atom-based system has reached below the  $10^{-14}$  level in 1 s. We find that for high atom flux (achieved at oven temperatures above 660°C), the signal is atom-flux limited as is indicated in Figure 4 by the square root dependence of the clock stability on atom flux (see (1)).

## III. FUTURE PROSPECTS



**Figure 4:** Measured instability at 1 second, as a function of beam flux. Data are shown as filled circles. The solid lines indicate  $N^{-1}$  and  $N^{-1/2}$  asymptotes ( $N$  scales with beam flux).

Interestingly, we still see room for considerable reduction in the instability. We will soon be implementing new vacuum viewports that will enable separation of the Ramsey zones up to four times further, so we can approach the spectroscopic limit for this transition. Additionally we will add a high collimation nozzle to the oven source, which should increase the number of usable atoms and thus the signal-to-noise ratio. An important challenge for these systems will be to achieve adequate control of the Doppler shift. Even though the system is nominally Doppler-free, in fact it is sensitive to drifts in alignment, laser intensity, and oven temperature. As can be seen in Figure 3, the stability starts to degrade after 10 seconds, which is an indication of a drift in the system (fractionally,  $\sim 10^{-16}/s$ ), most likely attributable to Doppler effects. We are presently investigating these effects and have devised several schemes for suppressing these drifts. Successful control of these effects would open the possibility for a portable high performance device suitable for a variety of real world applications.

#### ACKNOWLEDGMENT

We thank Scott Diddams, Tara Fortier, Nathan Lemke, and Nathan Hinkley for their assistance with the Yb optical clock comparisons. We thank T. Fortier and K. Bely for their careful reading of the manuscript. We thank NIST, DARPA QuASAR, and NASA for sponsoring this research. This paper is a contribution of NIST and is not subject to U.S. copyright.

#### REFERENCES

- [1] D. R. Leibrandt, M. J. Thorpe, J. C. Bergquist, and T. Rosenband, "Spherical reference cavities for frequency stabilization of lasers in non-laboratory environments," *Optics Express*, vol. 19, pp. 3471-3482, 2011.
- [2] R. L. Barger, J. C. Bergquist, T. C. English, and D. J. Glaze, "Resolution of photon-recoil structure of the 6573-A calcium line in an atomic beam with optical Ramsey fringes," *Appl. Phys. Lett.*, vol. 34, pp. 850-852, 1979.
- [3] Ch. J. Bordé, Ch. Salomon, S. Avrillier, A. Van Lerberghe, Ch. Bréant, D. Bassi, and G. Scoles, "Optical Ramsey fringes with traveling waves," *Physical Rev. A*, vol. 30, pp. 1836-1848, 1984.
- [4] A. Celikov, F. Riehle, V.L. Velichansky, and J. Helmcke, "Diode laser spectroscopy in an atomic beam," *Optics Communications*, vol. 107, pp. 54-60, 1994.
- [5] T. Kurosu and A. Morinaga, "Suppression of the high-frequency recoil component in optical Ramsey-fringe spectroscopy," *Physical Rev. A*, vol. 45, pp. 4799-4802, 1992.
- [6] P. Kersten, F. Mensing, U. Sterr, F. Riehle, "A transportable optical calcium frequency standard," *Appl. Phys. B*, vol. 68, pp. 27-38, 1999.
- [7] C.W. Oates, E.A. Curtis, and L. Hollberg, "Improved short-term stability of optical frequency standards: approaching 1 Hz in 1 s with the Ca standard at 657 nm," *Optics Letters*, vol. 25, pp. 1603-1605, 2000.
- [8] J. J. McFerran and A. N. Luiten, "Fractional frequency instability in the  $10^{-14}$  range with a thermal beam optical frequency reference," *J. Opt. Soc. Am. B*, vol. 27, pp. 277-285, 2010.
- [9] L. Hollberg, C. W. Oates, G. Wilpers, C. Hoyt, Z. Barber, S. A. Diddams, W. H. Oskay, and J. C. Bergquist, "Optical frequency/wavelength references," *J. Phys. B*, vol. 38, pp. 469-495, 2005.
- [10] Y. Jiang, A. Ludlow, N. Lemke, R. Fox, J. Sherman, L.-S. Ma, and C. W. Oates, "Making optical atomic clocks more stable with  $10^{-16}$ -level laser stabilization," *Nature Photonics*, vol. 5, pp. 425-429, 2011.