

412TW-PA-15560



**Electrochemical Separation, Pumping, and Storage of
Hydrogen or Oxygen into Nanocapillaries Via High
Pressure MEA Seals**

Mitchell L. Solomon, Philip Cox, Nicholas R.
Schwartz, Gregory E. Chester, and
Justin J. Hill

**AIR FORCE TEST CENTER
EDWARDS AFB, CA**

10/13/2015

Approved for public release ; distribution is unlimited.
412TW-PA-15560

**AIR FORCE TEST CENTER
EDWARDS AIR FORCE BASE, CALIFORNIA
AIR FORCE MATERIEL COMMAND
UNITED STATES AIR FORCE**

**4
1
2
T
W**

REPORT DOCUMENTATION PAGE			<i>Form Approved</i> OMB No. 0704-0188	
Public reporting burden for this collection of information is estimated to average 1 hour per response, including the time for reviewing instructions, searching existing data sources, gathering and maintaining the data needed, and completing and reviewing this collection of information. Send comments regarding this burden estimate or any other aspect of this collection of information, including suggestions for reducing this burden to Department of Defense, Washington Headquarters Services, Directorate for Information Operations and Reports (0704-0188), 1215 Jefferson Davis Highway, Suite 1204, Arlington, VA 22202-4302. Respondents should be aware that notwithstanding any other provision of law, no person shall be subject to any penalty for failing to comply with a collection of information if it does not display a currently valid OMB control number. PLEASE DO NOT RETURN YOUR FORM TO THE ABOVE ADDRESS.				
1. REPORT DATE (DD-MM-YYYY) 14-10-2015		2. REPORT TYPE Conference Presentation		3. DATES COVERED (From - To) 8/8/15 to 5/8/17
4. TITLE AND SUBTITLE Electrochemical Separation, Pumping, and Storage of Hydrogen or Oxygen into Nanocapillaries Via High Pressure MEA Seals			5a. CONTRACT NUMBER FA9302-13-C-0030	
			5b. GRANT NUMBER	
			5c. PROGRAM ELEMENT NUMBER	
6. AUTHOR(S) Ryan D. Reeves, Nicholas R. Schwartz, Gregory E. Chester, Douglas S. Diez, Mitchell L. Solomon, Phillip Cox and Justin J. Hill			5d. PROJECT NUMBER	
			5e. TASK NUMBER 2.4	
			5f. WORK UNIT NUMBER	
7. PERFORMING ORGANIZATION NAME(S) AND ADDRESS(ES) AND ADDRESS(ES) Mainstream Engineering Corporation 200 Yellow Place Rockledge, FL 32955			8. PERFORMING ORGANIZATION REPORT NUMBER 412TW-PA-15560	
9. SPONSORING / MONITORING AGENCY NAME(S) AND ADDRESS(ES) Air Force Test Center Attn: Abraham Atachbarian 307 E Popson Ave, Bldg 1400 Edwards AFB, CA 93524			10. SPONSOR/MONITOR'S ACRONYM(S) N/A	
			11. SPONSOR/MONITOR'S REPORT NUMBER(S)	
12. DISTRIBUTION / AVAILABILITY STATEMENT Approved for public release A: distribution is unlimited.				
13. SUPPLEMENTARY NOTES CA: Air Force Test Center Edwards AFB CA CC: 012100				
14. ABSTRACT High-density storage of gases remains a major technological hurdle for many fields. The U.S. Department of Energy (DOE), for example, reduced their hydrogen storage targets for automotive applications due to the inability of technologies to reach the system-level targets. Without significant improvements in hydrogen storage density, hydrogen as a transportation fuel remains unfeasible. In other fields, the low volumetric and gravimetric storage densities of oxygen gas cylinders can be cumbersome or prohibitively expensive for applications like terrestrial and marine breathing apparatus' or manned space exploration. Emerging technologies, such as sorbents and chemical complexes, show potential for gas storage. However, the ability to achieve application-specific gas delivery rates and high storage densities, while operating reversibly at ambient temperature, remains elusive. In contrast, it may be possible to achieve high gas storage densities and potentially high gas delivery rates using nanocapillaries when used in conjunction with a membrane electrode assembly (MEA). Hoop stress calculations show that the pressure tolerances of cylinders are inversely proportional to the radius. Indeed, glass microcapillaries have already theoretically and experimentally demonstrated the capacity to achieve DOE hydrogen storage targets at a materials-level. This technology can be further improved by reducing the capillary radius to the nanoscale; however, the capping and pressurization of the gas in micro- or nanocapillaries remains problematic. Presented here is the fabrication of nanocapillary arrays capped by an MEA for highly reversible storage of gases with the potential for high rate pumping and high-density storage. Very high aspect ratio and densely packed nanocapillary arrays are produced through aluminum anodization. The nanocapillary arrays are capped with either a PEM or an alkaline (anion) exchange membrane (AEM) complete with catalyst nanoparticles on either side of the membrane to form an MEA. This MEA is used to provide controllable electrochemical pumping of gas species into and out of the nanocapillaries. The MEA also serves as a high pressure seal. A theoretical discussion of the potential volumetric and gravimetric storage densities in nanocapillary arrays will be presented together with experimental results of electrochemical gas compression into lab-scale devices. The evaluation of both commercial catalyst materials and fabricated nanoparticle catalysts (<10 nm) for gas pumping will be discussed. A discussion of the electrochemistry within nanocapillaries compared to planar MEAs will be given including the charge transport/transfer processes. The potential failure mechanisms and the technical obstacles to the implementation of our electrochemical membrane approach, together with the current state of the technology and overall storage capacities, will be presented.				
15. SUBJECT TERMS Nanocapillaries, templates, hydrogen storage, oxygen storage, electrochemical self-assembly, electrochemical gas compression, nanotechnology, carbon nanotube, nanoparticle, membrane electrode assembly				
16. SECURITY CLASSIFICATION OF: Unclassified			17. LIMITATION OF ABSTRACT None	18. NUMBER OF PAGES 25
a. REPORT Unclassified	b. ABSTRACT Unclassified	c. THIS PAGE Unclassified		
			19b. TELEPHONE NUMBER (include area code) 661-277-8615	

Electrochemical Separation, Pumping, and Storage of Hydrogen or Oxygen into Nanocapillaries Via High Pressure MEA Seals

*Ryan D. Reeves, Nicholas R. Schwartz, Gregory E. Chester, Douglas S. Diez,
Mitchell L. Solomon, Phillip Cox and Justin J. Hill**

October 14, 2015

228th ECS Meeting, Phoenix AZ

200 Yellow Place
Rockledge, FL 32955
www.mainstream-engr.com

*Corresponding author: jhill@mainstream-engr.com

- ▶ **Electrochemical self-assembly of alumina nanocapillary arrays**
 - ▶ *Provides segregated high pressure vessel (30,000 psi = 2x DoE H₂ targets)*

- ▶ **Integrate CNT into and cap nanocapillary with a polymer**
 - ▶ *Adds hoop strength and sealing and reversible gaseous pumping*

- ▶ **Use ion exchange material as polymer and convert cap to a MEA**
 - ▶ *Both seals the nanocapillaries and allows for electrochemical gas compression*

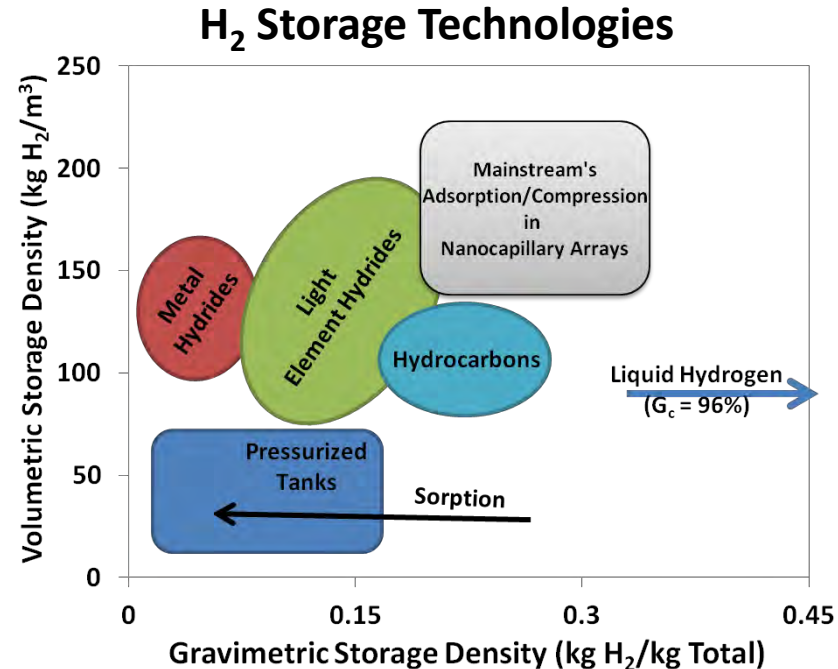
Gas Storage Technologies

▶ Hydrogen Fuel Source

- ▶ Clean
- ▶ Abundant
- ▶ Highest Specific Energy

▶ Technological Hurdle: Storage Density

- ▶ Hydrogen – Volumetric Energy Storage for automotive applications
 - ▶ DoE Targets for Automotive H2 Storage for 2020*
 - $G_c = 1.8 \text{ kWh/kg}$ (5.5 wt% hydrogen)
 - $V_c = 1.3 \text{ kWh/L}$ (40 g-hydrogen/L)
- ▶ Oxygen – Gravimetric Energy Storage
 - ▶ Mobile, personal oxygen supply
 - Aerospace, SCUBA, First Responders



*US Department of Energy, Energy Efficiency and Renewable Energy 2012.

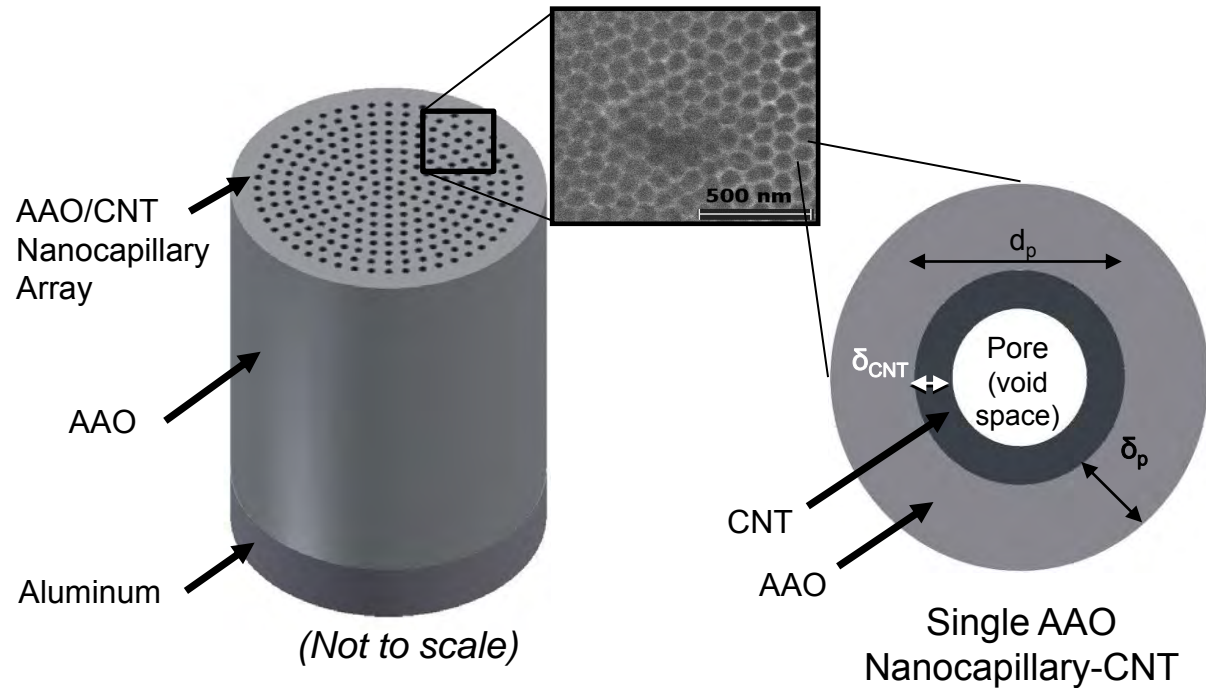
Nanocapillary Gas Storage

▶ Glass Microcapillaries¹⁻³

- ▶ >1,700 bar (24,600 psi)

▶ Circumferential Stress

- ▶ Proportional to
 - ▶ Pore radius
 - ▶ Wall thickness



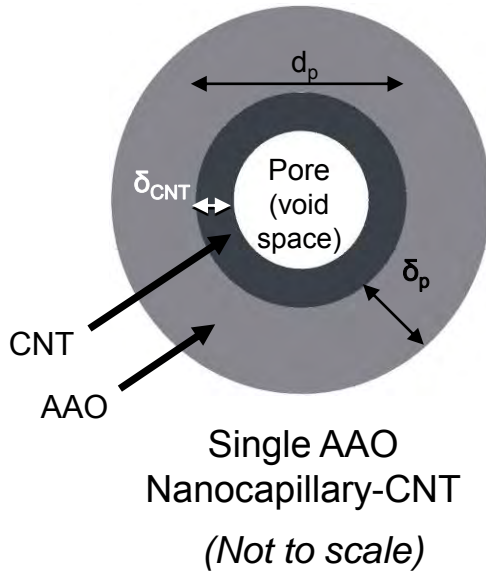
Nanocapillary Pores → Larger Pressure Tolerances

¹N. Zhevago, V. Glebov, *Energy Convers. Manage.* **2007**, 48, 1554.

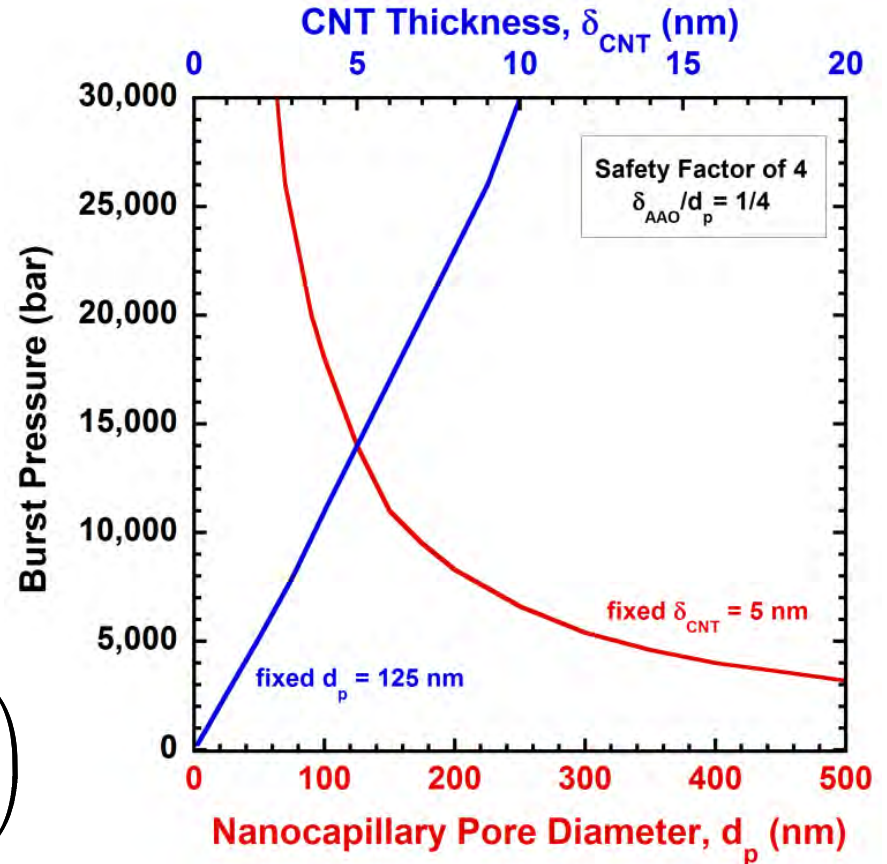
²N. Zhevago, E. Denisov, V. Glebov, *Int. J. Hydrogen Energy* **2010**, 35, 169.

³N. Zhevago, A. Chabak, E. Denisov, V. Glebov, S. Korobtsev, *Int. J. Hydrogen Energy* **2013**, 38, 6694.

Theoretical Pressure Tolerances of Nanocapillaries

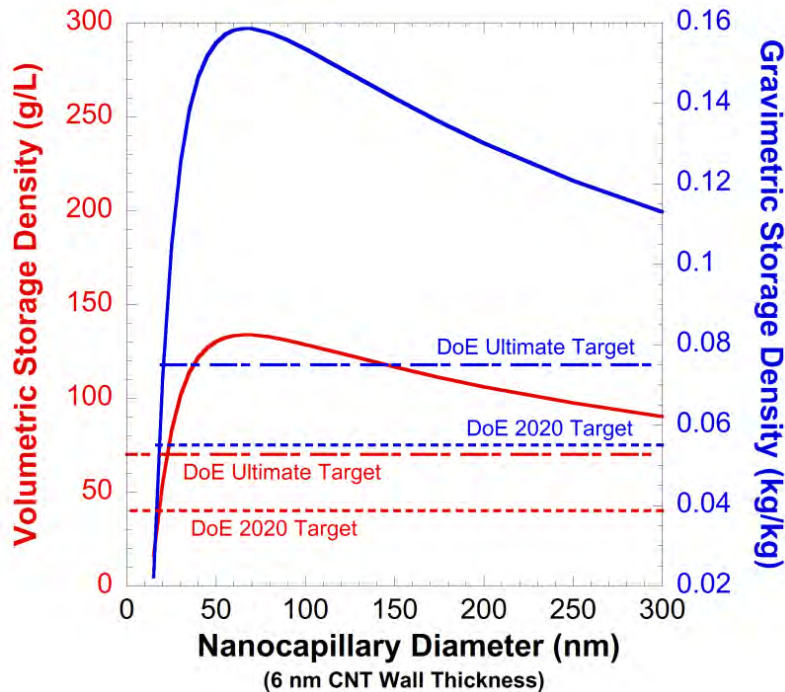


$$P_{burst} = \sigma_{nt} \frac{2\delta_{nt}}{d_{nt}} \left(1 + \frac{E_p}{E_{nt}} \frac{\delta_p}{\delta_{nt}} \left(\frac{d_{nt}}{d_p} \right)^2 \right)$$



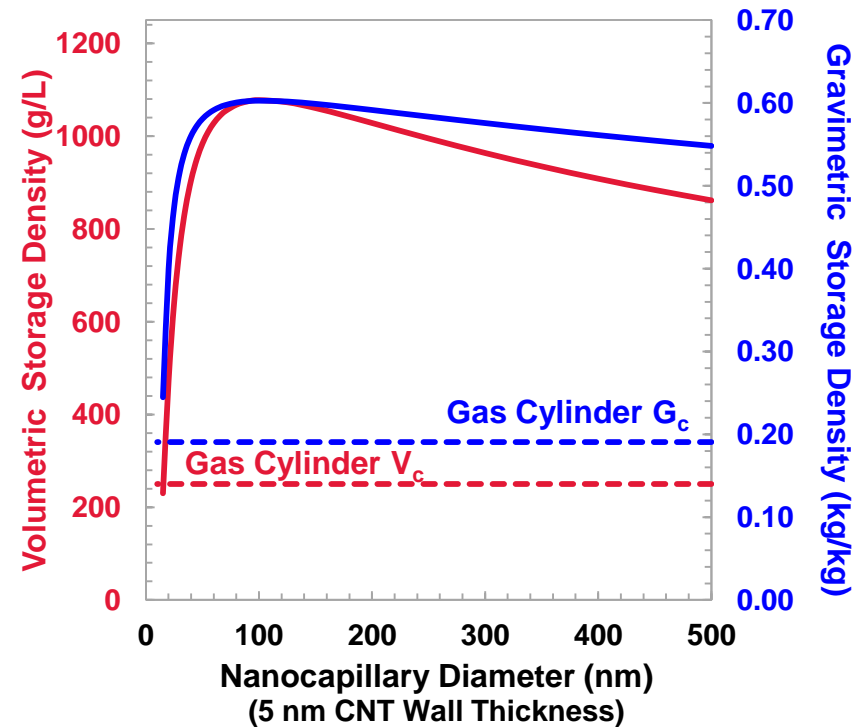
Theoretical Gas Storage Densities

Hydrogen




Exceeds Ultimate DOE Targets by 91%
 for V_c and 111% for G_c

Oxygen





Exceeds Conventional Gas
 Cylinders 3-fold

Templated Nanocapillary Fabrication

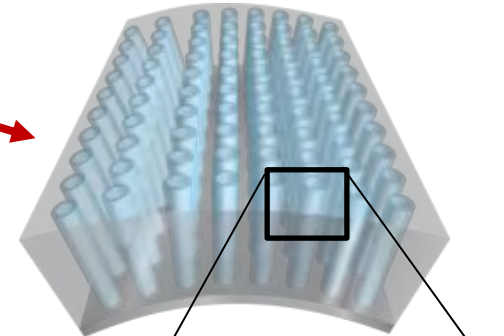


(1) Electrochemical Anodization




(2) CVD CNT Growth

CNT Coated Pore Wall

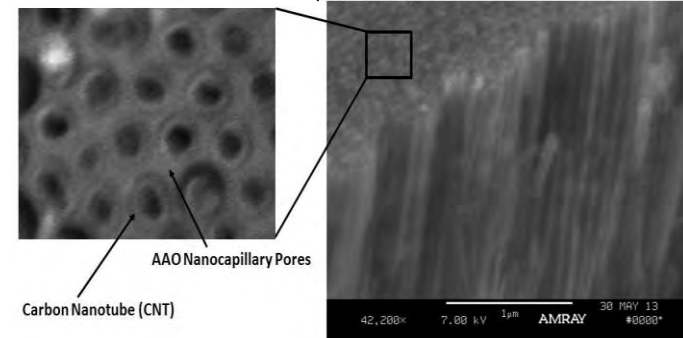


Nafion® Membrane




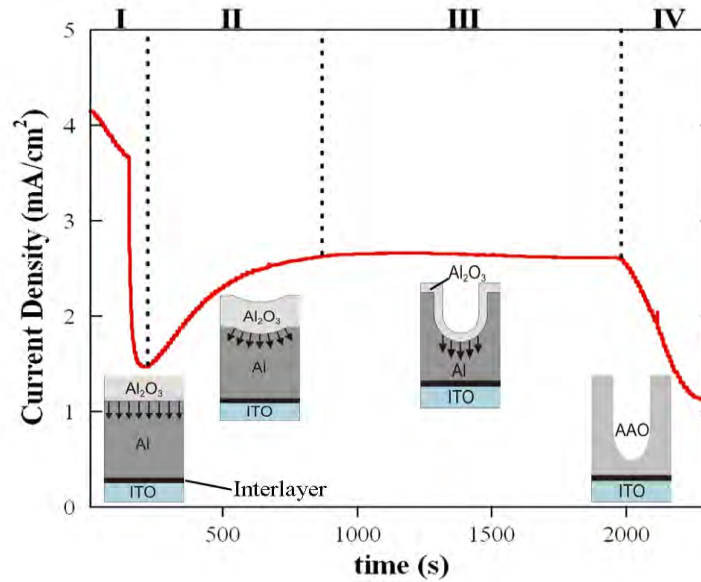
(3) Integrate Membrane &
(4) Fill with Hydrogen

Complete Gas Storage Material





AAO Growth and CNT CVD

Electrochemical self-assembly of AAO nanocapillaries




Hill, J.J. et. al., J. Electrochem. Soc. 2011

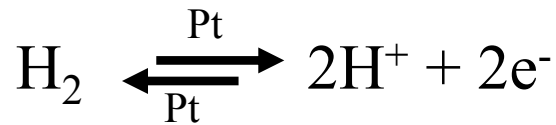
Integration of CNT as current carrier



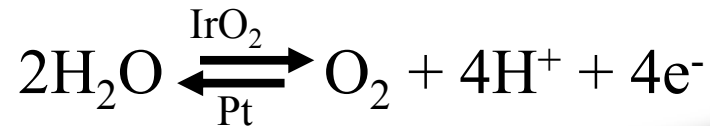
Electrochemical Pumping





Hydrogen Pumping



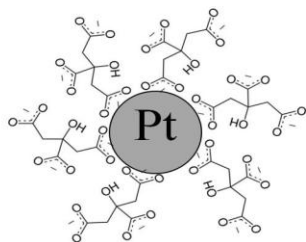
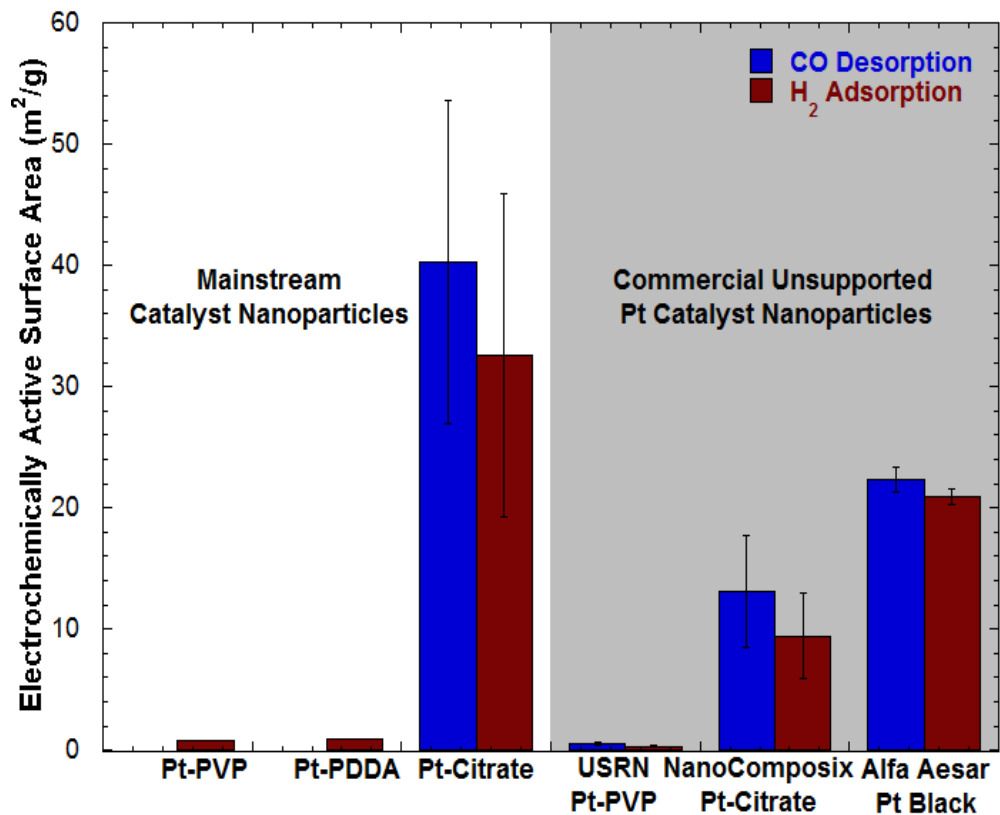
Oxygen Pumping




Assembly of the MEA/Cap



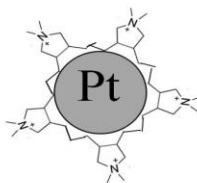
Colloidal Nanoparticle Catalyst Ligands



Pt-Citrate
 MW= 189

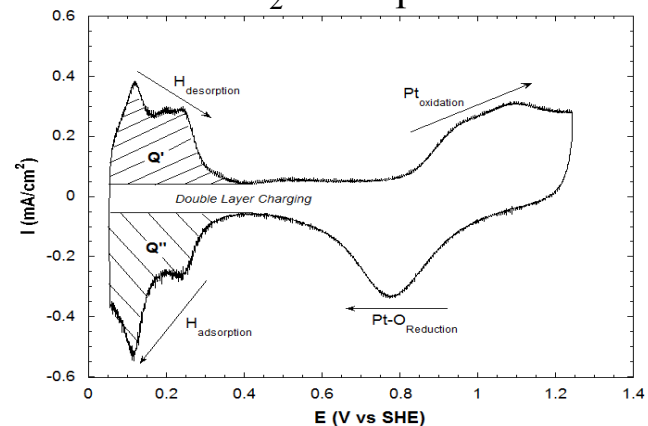


Pt-PVP
 (polyvinylpyrrolidone)
 MW = 40,000

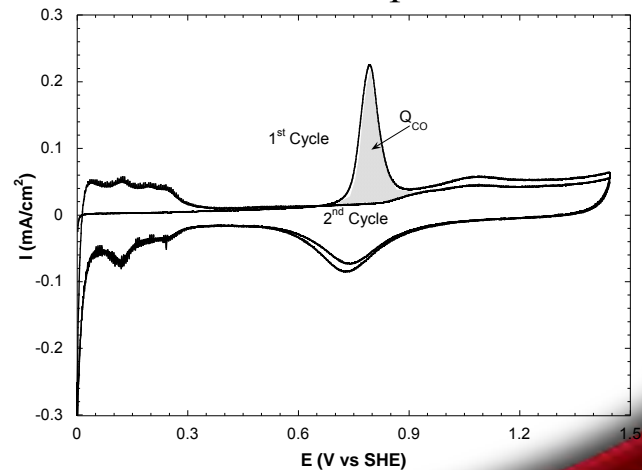


Pt-PDDA
 (polydiallyldimethylammonium chloride)
 MW < 100,000

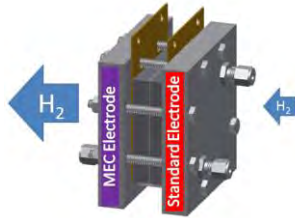
H₂ Desorption



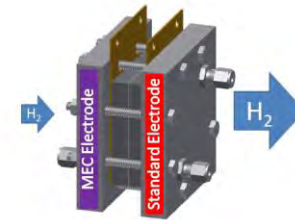
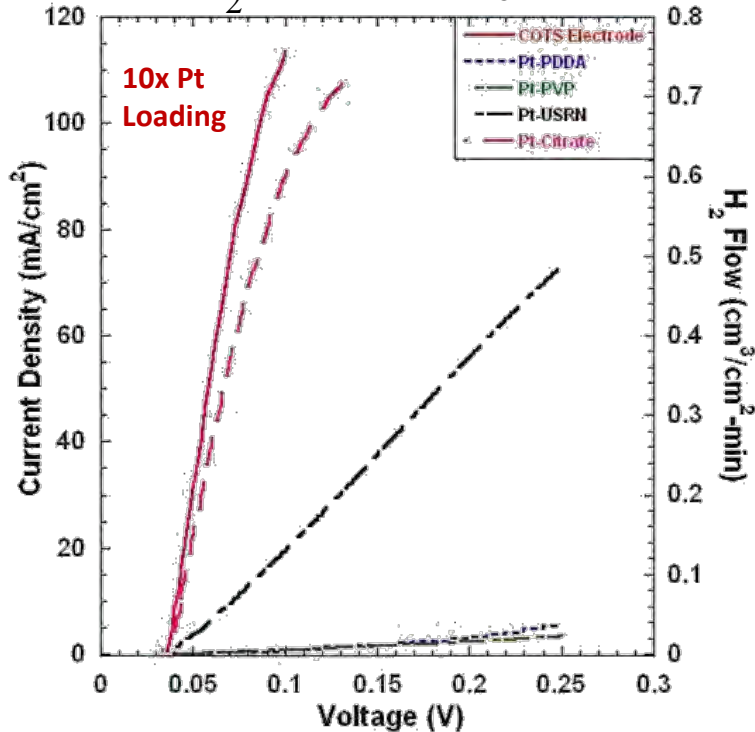
CO Desorption



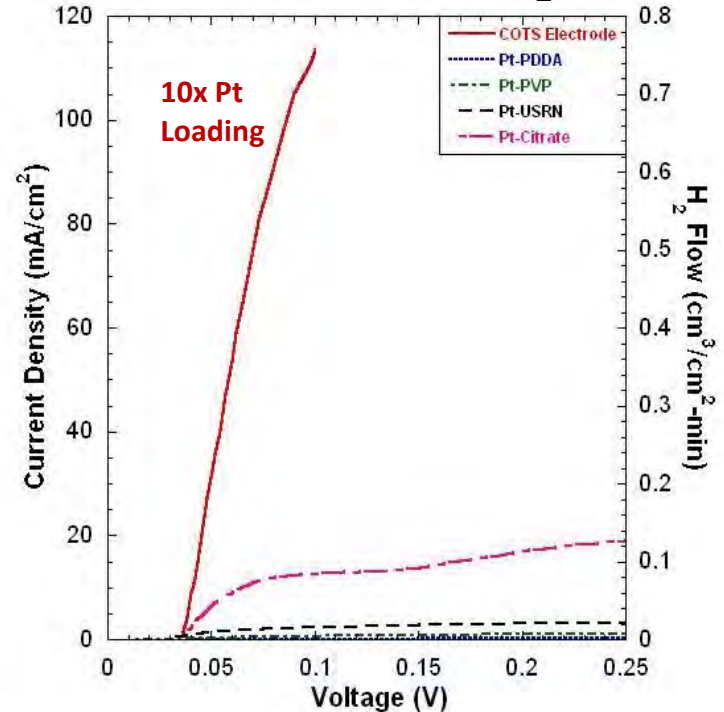
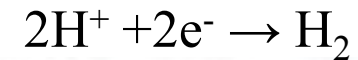
Performance of Inner/Outer Electrode



MEC Electrode Reaction

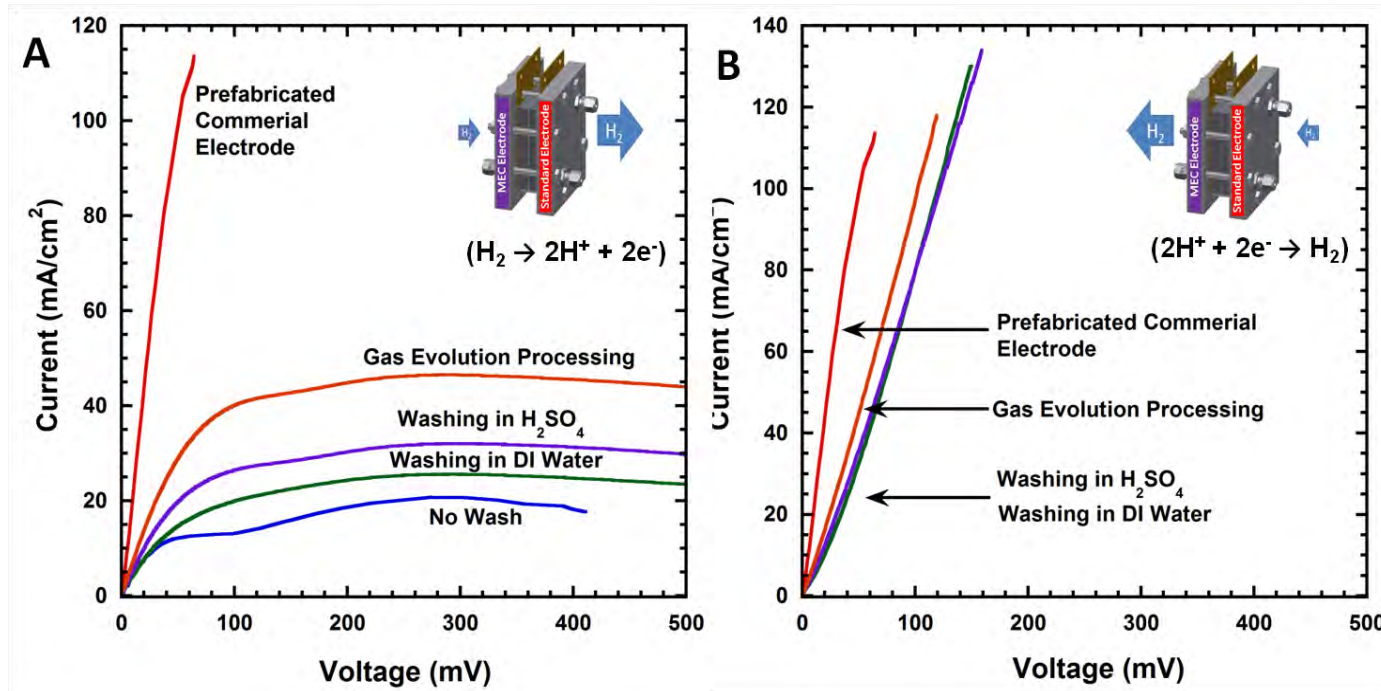


MEC Electrode Reaction



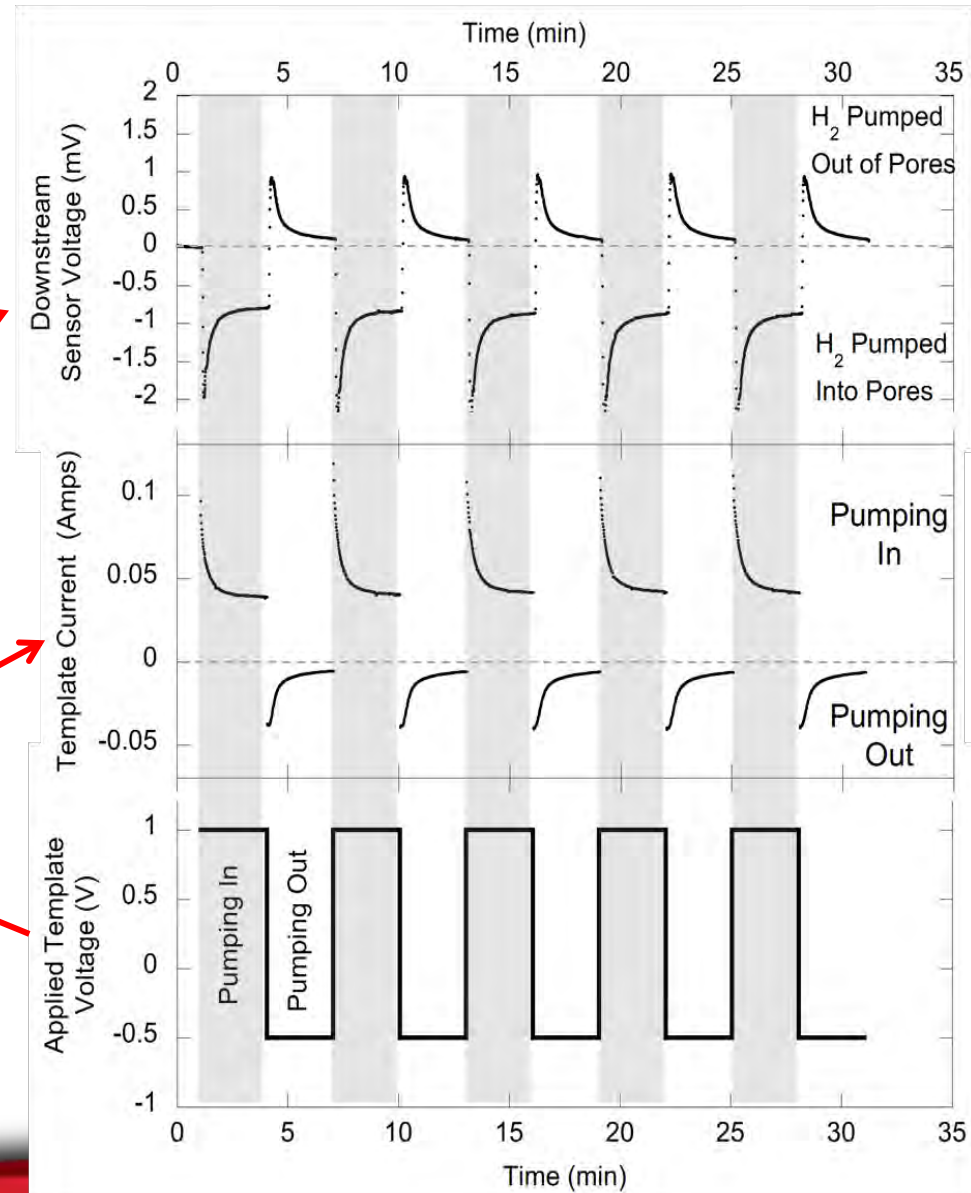
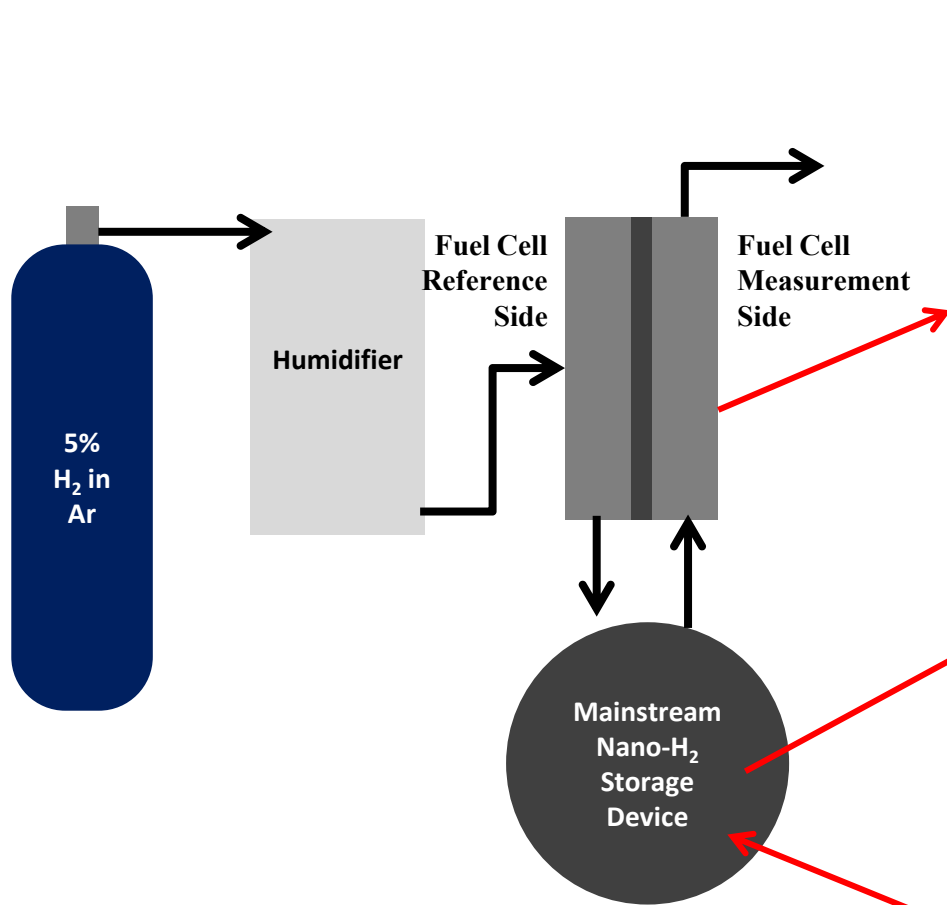
MEC Electrode Reforms Well & Dissociates Poorly

Catalyst Post-Processing

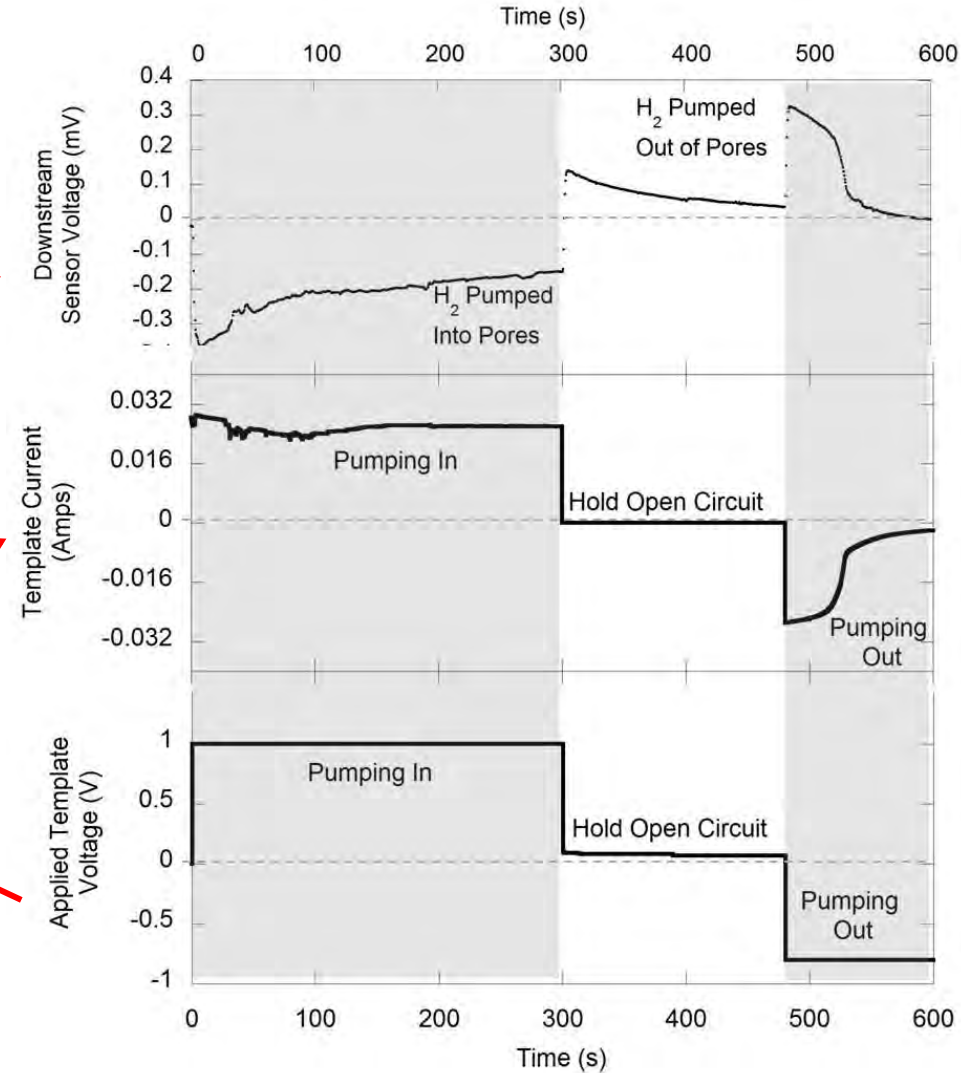
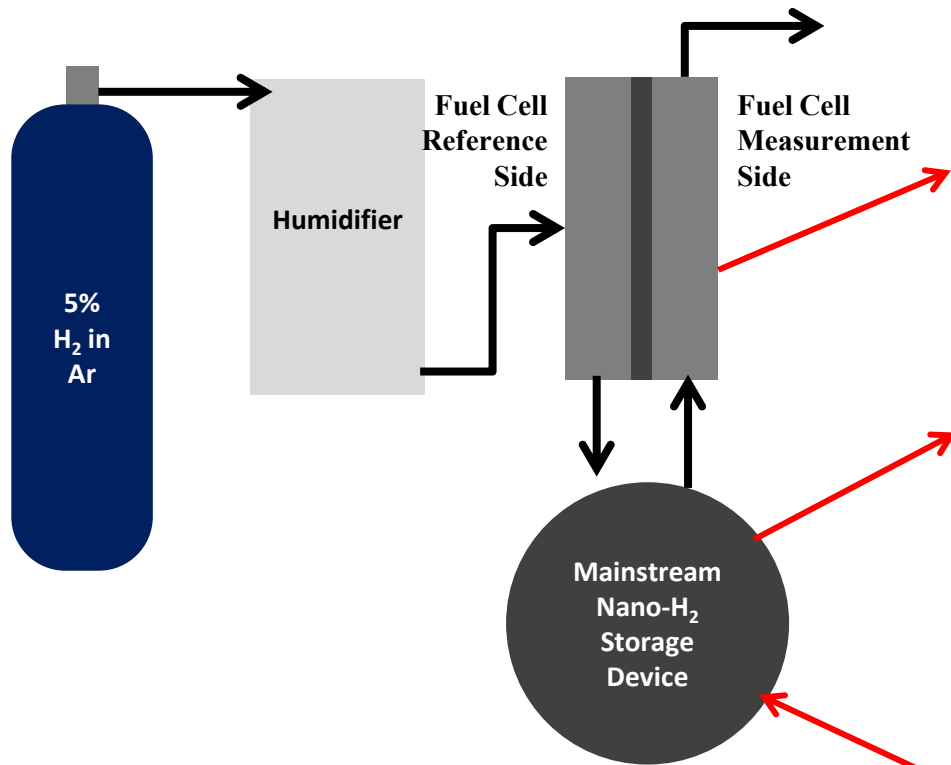


- ▶ Gas evolution forces the removal of excess ligands improving catalytic performance

H₂ Pumping Characterization



H₂ Pumping/Holding Characterization



Summary

- ▶ Nanocapillaries are capable of volumetric and gravimetric gas storage densities exceeding current state-of-the-art technologies and DOE 's ultimate H₂ storage targets.
- ▶ Nafion® PEM can be used to both cap the nanocapillaries as well as electrochemically pump gases.
- ▶ H₂ and O₂ was pumped into and out of nanocapillaries including after holding the device at open circuit.
- ▶ More research is needed to improve pumping rate, membrane sealing, and catalytic performance.


Funding

U.S. Air Force SBIR - Edwards AFB
(FA9302-13-C-0030)

Chemical and Biological Defense SBIR –
Edgewood Chemical Biological Center
(W911SR-14-C-0020)



Mainstream's Focus Areas



THERMAL CONTROL

- High Heat Flux Cooling
- Thermal Energy Storage
- Directed Energy Weapons
- Rugged Military Systems



TURBOMACHINERY

- Compressors
- Turbines
- Bearings/Seals
- Airborne Power Systems



POWER ELECTRONICS


- High Speed Motor Drives
- Hybrid Power Systems
- Solar/Wind Electronics
- Pulse Power Supplies
- Battery Chargers



Mainstream
Bioenergy
 Harvesting Power.

ENERGY CONVERSION

- Combustion
- Diesel/JP-8 Engines
- Biomass Conversion
- Alternative Fuels
- Fuel Cells



MATERIALS SCIENCE

- Thermoelectrics
- Batteries/Supercapacitors
- Hydrogen Storage
- E-Beam Processing
- Nanostructured Materials



CHEMICAL TECHNOLOGIES

- Heat Transfer Fluids
- Catalysis
- Chemical Replacements
- Water Purification
- Chemical Sensors

Mission Statement:

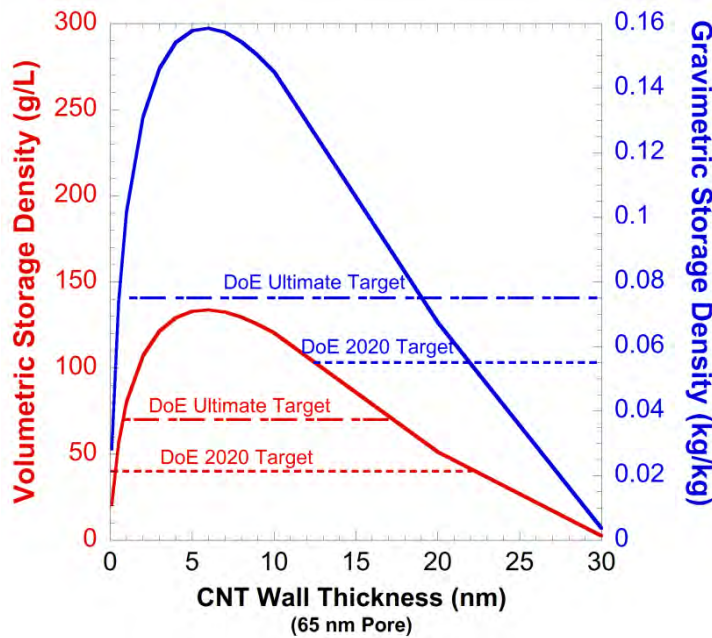
To research and develop emerging technologies.
 To engineer these technologies into superior quality, military and private sector
 Products that provide a technological advantage.

QUESTIONS

SUPPLEMENTAL SLIDES

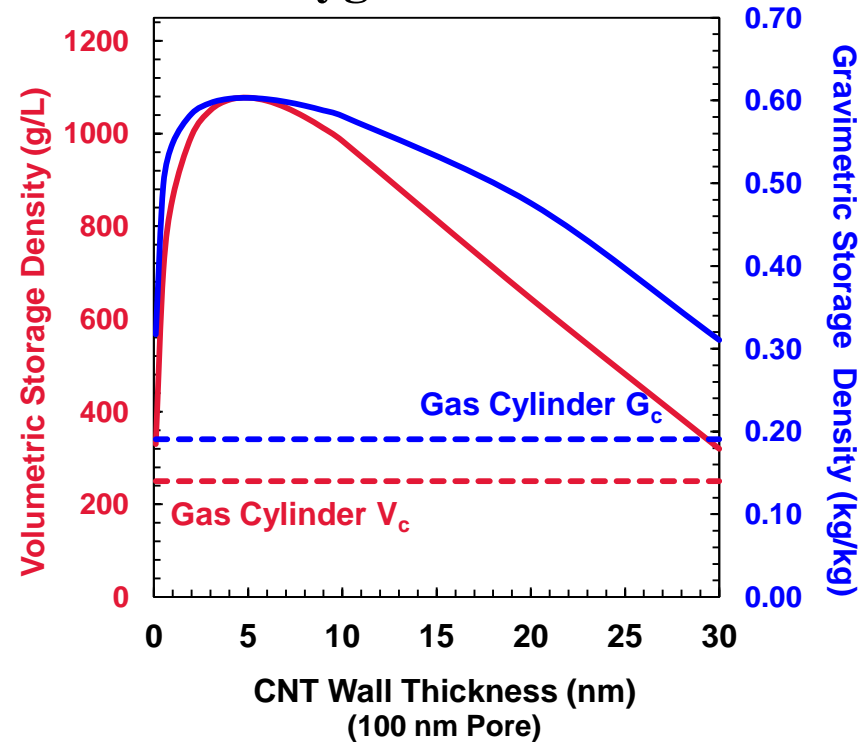
Theoretical Gas Storage Densities

Hydrogen



Exceeds Ultimate DOE Targets by 91%
 for V_c and 111% for G_c

Oxygen

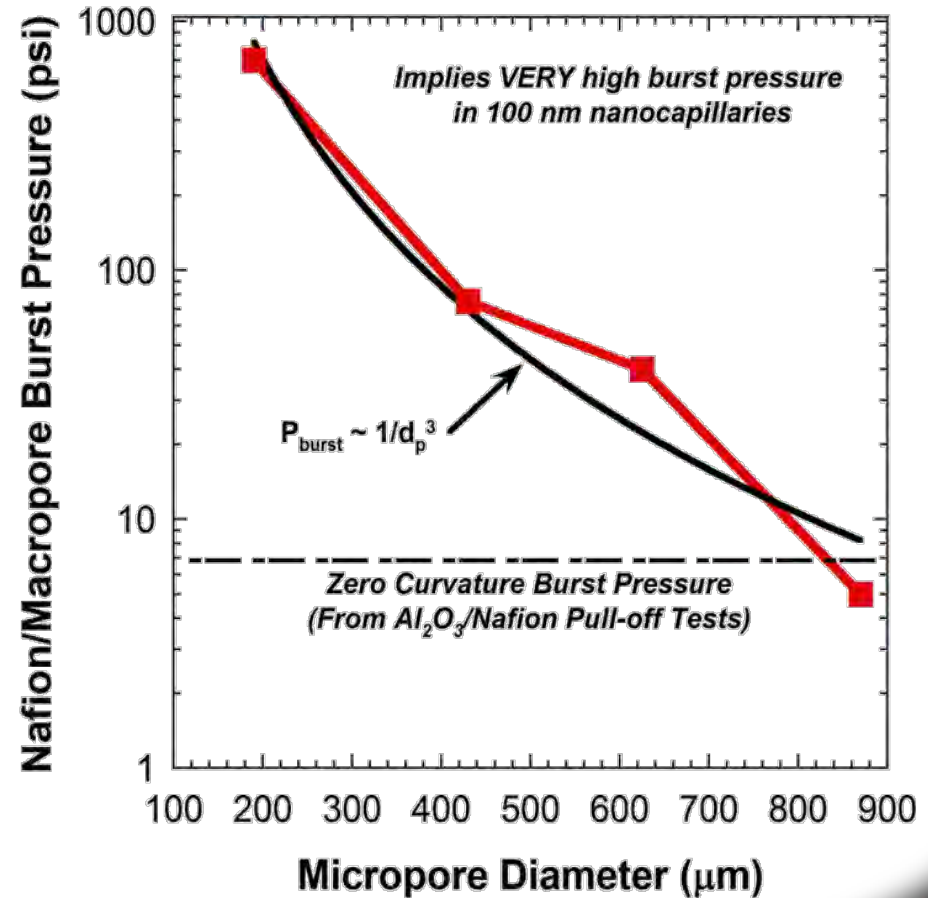


Exceeds Conventional Gas
 Cylinders 3-fold

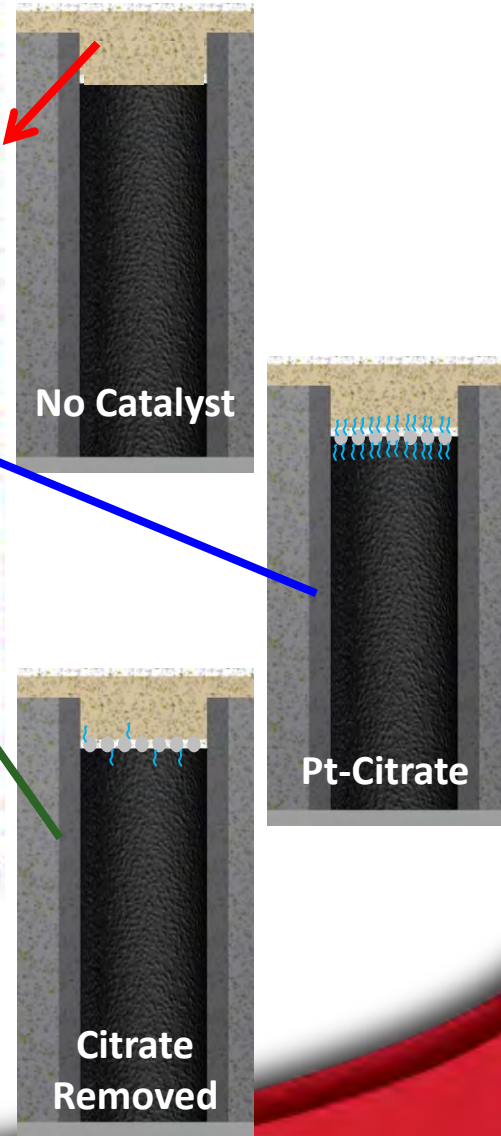
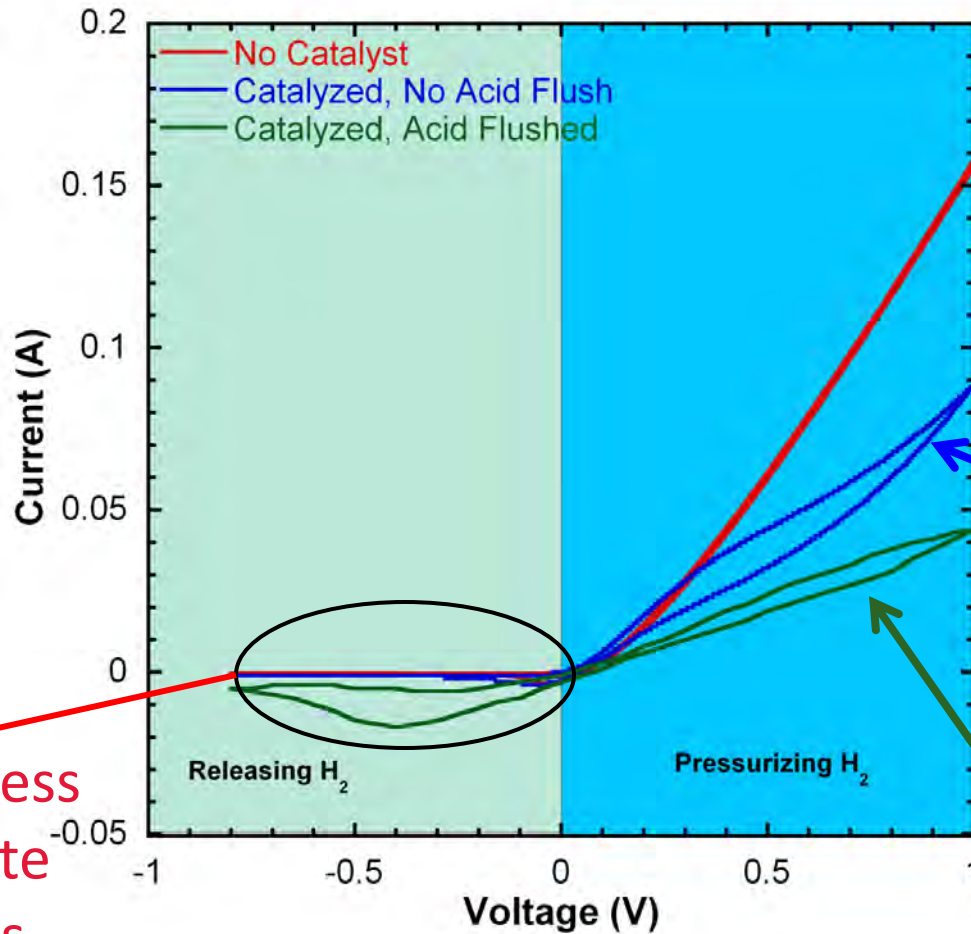
Electrochemical Compression of Gas into Nanocapillary Arrays

- ▶ Micro-pore cap & blowout pressure
- ▶ Measure adhesive properties (Nafion®)
- ▶ Extrapolate to nano-scale
- ▶ Predict required penetration depth

$$f_{ad} = \pi\alpha(\gamma_{\text{pore}})d_p l$$

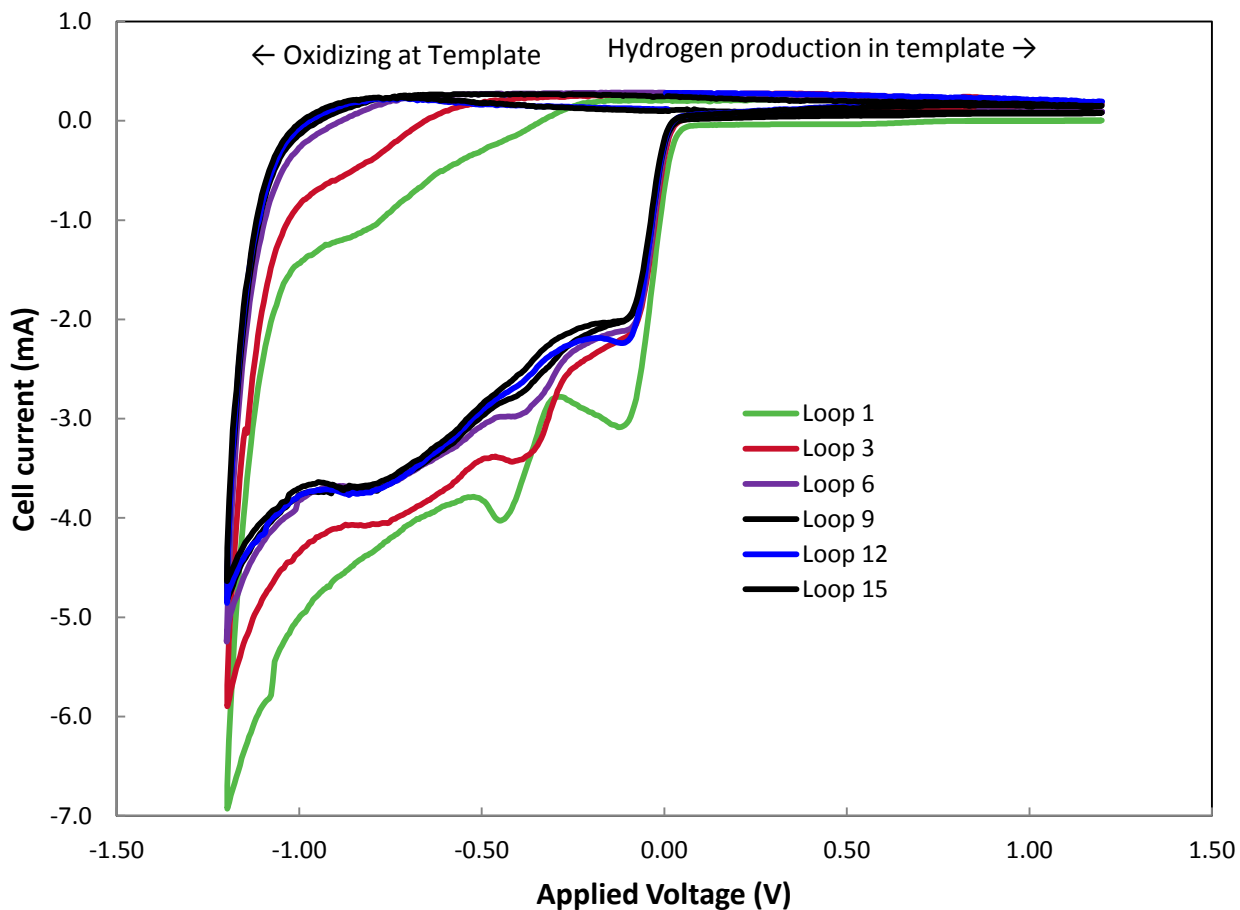


Rinsing Catalyst Improves H₂ Release

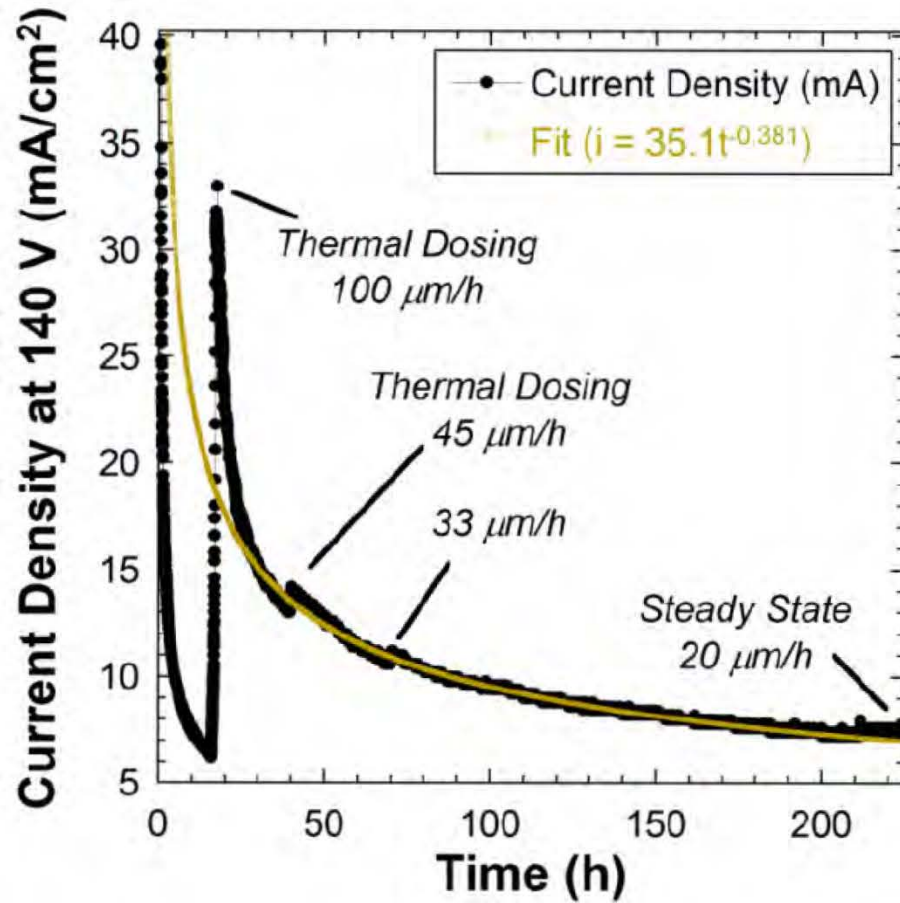


Acid flush process
 removes citrate
 and increases
 catalytic H₂
 dissociation

Gas Evolution Processing of Catalyst



Hard Anodization



Mainstream Engineering Corporation

- ▶ Small business incorporated in 1986
- ▶ 100+ employees
- ▶ Mechanical, chemical, electrical, materials and aerospace engineers
- ▶ 85,000 ft² facility in Rockledge, FL
- ▶ Laboratories: electric power, electronics, materials, nanotube, physical and analytical chemistry, thermal, fuels, internal combustion engine
- ▶ Manufacturing: 3- and 5- axis CNC and manual mills, CNC and manual lathes, grinders, sheet metal, plastic injection molding, welding and painting



Capabilities

- ▶ **Basic Research, Applied Research & Product Development**
- ▶ **Transition from Research to Production (Systems Solution)**
- ▶ **Manufacture Advanced Products**

Mission Statement

To research and develop emerging technologies.
To engineer these technologies into superior quality, military and private sector products that provide a technological advantage.