

# Supplementary material for “Finding the stable structures of $N_{1-x}W_x$ with an *ab-initio* high-throughput approach”

Michael J. Mehl\*

*Center for Computational Materials Science, Naval Research Laboratory, Washington DC 20375*

Daniel Finkenstadt and Christian Dane

*Department of Physics, U.S. Naval Academy, Annapolis MD 21402*

Gus L. W. Hart

*Department of Physics and Astronomy, Brigham Young University, Provo, UT 84602*

Stefano Curtarolo<sup>†</sup>

*Materials Science, Electrical Engineering, Physics and Chemistry, Duke University, Durham NC 27708*

(Dated: May 8, 2015)

This is a listing of structures discussed in the main body of the paper, including space groups, lattice constants, Wyckoff positions of atoms, k-point mesh information, energy as computed by VASP, and enthalpy compared to the reference system of  $\alpha N_2$  and BCC W. Additionally, high symmetry points for the simple cubic body centered cubic Brillouin zones are shown.

## I. COMPUTATIONAL DETAILS

All calculations done here used VASP<sup>1-3</sup> with PAW Potentials<sup>4,5</sup> and using the AFLOW automatic framework<sup>6-8</sup>. The general form of INCAR file used was

```
ISYM=2          # SYMMETRY=ON
IBRION=2        # Relax with conjugate gradient (when appropriate)
PREC=Accurate  # avoid wrap around errors
ENMAX=560      # 1.4*ENMAX (400) of pseudopotentials
LREAL=.FALSE.  # reciprocal space projection technique
EDIFF=1E-6     # high accuracy required
ALGO=Fast      # ALGO = Fast
SYMPREC=1e-7   # Precise Symmetry
ISPIN=1        # SPIN=OFF
ISMear=-1      # Fermi broadening
SIGMA=0.0272   # About 0.002 Ry
```

The vdW-DF<sup>2,9</sup> functional as implemented in VASP<sup>10,11</sup> was used to study the effect of van der Waals interactions. In this case we used the PBE<sup>12</sup> PAW potentials, and modified the INCAR file to include the lines:

```
LUSE_VDW = .TRUE. # Turn on the van der Waals functional
AGGAC = 0.0000   # Turn off the GGA part of the PBE correlation
GGA = ML         # Use rPW86 exchange
Zab_vdW = -1.8867 # With a parameter change
```

## II. BRILLOUIN ZONES USED IN BAND STRUCTURE PLOTS

This section describes the high symmetry points and lines which label the phonon dispersion and band structure plots in the main paper.<sup>13,14</sup>

Table I describes and Figure 1 shows the Brillouin zone for a simple cubic lattice, used in the phonon dispersion of Fig. 5 and the electronic band structure plot of Fig. 6.

Table II describes and Figure 2 shows the Brillouin zone for a body centered cubic lattice, used in the electronic band structure plot of Fig. 14.

Table III describes and Figure 3 shows the Brillouin zone for the centered monoclinic  $N_3W_2$  structure #35, which forms part of the convex hull in the N-W system. The notation is from Lax,<sup>14</sup> although we choose the unique monoclinic axis to be in the “b” direction, rather than “c.” This was used in the plot of the electronic band structure in Fig. 11 in the main paper.

# Report Documentation Page

Form Approved  
OMB No. 0704-0188

Public reporting burden for the collection of information is estimated to average 1 hour per response, including the time for reviewing instructions, searching existing data sources, gathering and maintaining the data needed, and completing and reviewing the collection of information. Send comments regarding this burden estimate or any other aspect of this collection of information, including suggestions for reducing this burden, to Washington Headquarters Services, Directorate for Information Operations and Reports, 1215 Jefferson Davis Highway, Suite 1204, Arlington VA 22202-4302. Respondents should be aware that notwithstanding any other provision of law, no person shall be subject to a penalty for failing to comply with a collection of information if it does not display a currently valid OMB control number.

1. REPORT DATE <b>08 MAY 2015</b>		2. REPORT TYPE		3. DATES COVERED <b>00-00-2015 to 00-00-2015</b>	
4. TITLE AND SUBTITLE <b>Supplementary Material for 'Finding the Stable Structures of N1-xWX with an ab-initio High-throughput Approach'</b>				5a. CONTRACT NUMBER	
				5b. GRANT NUMBER	
				5c. PROGRAM ELEMENT NUMBER	
6. AUTHOR(S)				5d. PROJECT NUMBER	
				5e. TASK NUMBER	
				5f. WORK UNIT NUMBER	
7. PERFORMING ORGANIZATION NAME(S) AND ADDRESS(ES) <b>Naval Research Laboratory, Center for Computational Materials Science, Washington, DC, 20375</b>				8. PERFORMING ORGANIZATION REPORT NUMBER	
9. SPONSORING/MONITORING AGENCY NAME(S) AND ADDRESS(ES)				10. SPONSOR/MONITOR'S ACRONYM(S)	
				11. SPONSOR/MONITOR'S REPORT NUMBER(S)	
12. DISTRIBUTION/AVAILABILITY STATEMENT <b>Approved for public release; distribution unlimited</b>					
13. SUPPLEMENTARY NOTES					
14. ABSTRACT <b>This is a listing of structures discussed in the main body of the paper, including space groups lattice constants, Wycko positions of atoms, k-point mesh information, energy as computed by VASP, and enthalpy compared to the reference system of N2 and BCC W. Additionally, high symmetry points for the simple cubic body centered cubic Brillouin zones are shown.</b>					
15. SUBJECT TERMS					
16. SECURITY CLASSIFICATION OF:			17. LIMITATION OF ABSTRACT <b>Same as Report (SAR)</b>	18. NUMBER OF PAGES <b>42</b>	19a. NAME OF RESPONSIBLE PERSON
a. REPORT <b>unclassified</b>	b. ABSTRACT <b>unclassified</b>	c. THIS PAGE <b>unclassified</b>			

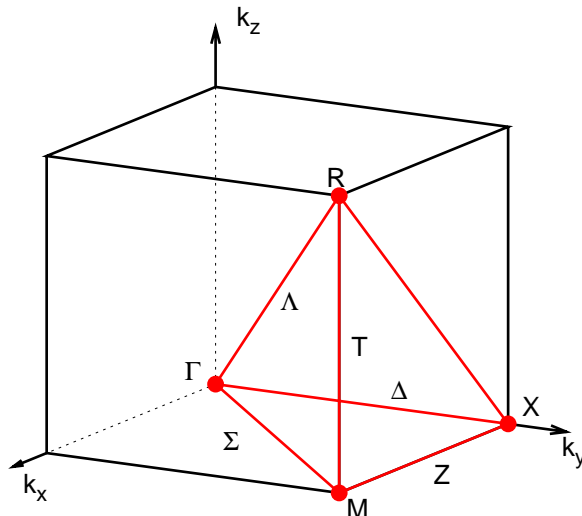


FIG. 1: 1/8 of the Brillouin zone of the simple cubic lattice, with high-symmetry points and directions labeled. The volume enclosed by the red lines is the irreducible part of the Brillouin zone. See Figs. 5 and 6 of the main paper.

TABLE I: Cartesian coordinates of the high symmetry points and lines in the Brillouin zone of a simple cubic lattice, following the notation presented in Lax.<sup>14</sup> The cubic lattice constant is  $a$ . The parameters  $x$ ,  $y$ , and  $z$  range in value from 0 to 1.

Point	Coordinates	Line	Coordinates
$\Gamma$	$(0, 0, 0)$	$\Delta$	$(0, \frac{\pi}{a}y, 0)$
$X$	$(0, \frac{\pi}{a}, 0)$	$\Sigma$	$(\frac{\pi}{a}x, \frac{\pi}{a}x, 0)$
$M$	$(\frac{\pi}{a}, \frac{\pi}{a}, 0)$	$\Lambda$	$(\frac{\pi}{a}x, \frac{\pi}{a}x, \frac{\pi}{a}x)$
$R$	$(\frac{\pi}{a}, \frac{\pi}{a}, \frac{\pi}{a})$	$Z$	$(\frac{\pi}{a}x, \frac{\pi}{a}, 0)$
		$T$	$(\frac{\pi}{a}, \frac{\pi}{a}, \frac{\pi}{a}z)$

Table IV describes and Figure 4 shows the Brillouin zone for the hexagonal MoS<sub>2</sub> structure (#89), which is near the convex hull at composition NW<sub>2</sub>. The notation is from Lax.<sup>14</sup>

### III. LOW ENERGY STRUCTURES IN THE W-N SYSTEM

The following sections give the equilibrium crystallographic information for the tungsten nitride structures plotted in Figures 1, 2 and 3 of the main paper. These structures were obtained by VASP, as described above. Results are given for each of the three functionals. Structures are arranged by composition, where  $x$  is the fraction of tungsten in the compound, *i.e.*, the composition is N<sub>1-x</sub>W<sub>x</sub>.

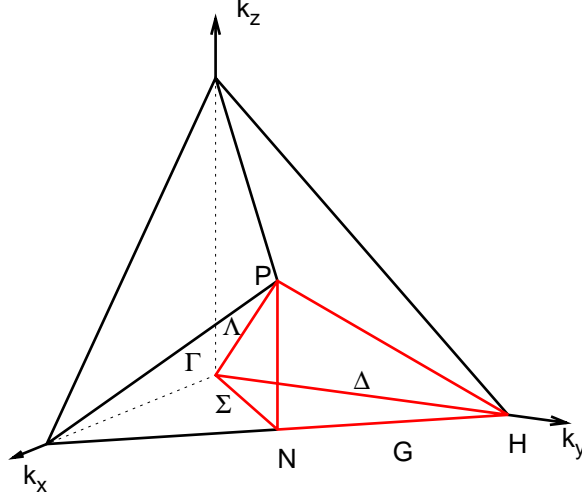


FIG. 2: 1/8 of the Brillouin zone of the body centered cubic lattice, with high-symmetry points and directions labeled. The volume enclosed by the red lines is the irreducible part of the Brillouin zone. See Fig. 14 of the main paper.

TABLE II: High symmetry points and lines in the Brillouin zone of a body centered cubic lattice, following the notation presented in Lax.<sup>14</sup> The cubic lattice constants  $a$ . The parameter  $x$  ranges in value from 0 to 1.

Point	Cartesian Coordinates
$\Gamma$	$(0, 0, 0)$
$H$	$(0, \frac{2\pi}{a}, 0)$
$N$	$(\frac{\pi}{a}, \frac{\pi}{a}, 0)$
$P$	$(\frac{\pi}{a}, \frac{\pi}{a}, \frac{\pi}{a})$
Line	Cartesian Coordinates
$\Delta$	$(0, \frac{2\pi}{a}x, 0)$
$\Sigma$	$(\frac{\pi}{a}x, \frac{\pi}{a}x, 0)$
$\Lambda$	$(\frac{\pi}{a}x, \frac{\pi}{a}x, \frac{\pi}{a}x)$
$G$	$(\frac{\pi}{a}x, \frac{\pi}{a}(2-x), 0)$

### 1. $N_2$ structures ( $x = 0$ )

Structure 1: Higher symmetry version of the two possible structures for  $\alpha N_2$ .<sup>15</sup>

Space Group	$Pa\bar{3} - T_h^6$ (#205)			Pearson Symbol			$cP8$			
Functional	LDA			PBE			vdW-DF2			
$a, b, c$	5.22328Å	5.22328Å	5.22328Å	6.18740Å	6.18740Å	6.18740Å	5.51094Å	5.51094Å	5.51094Å	
$\alpha, \beta, \gamma$	90°	90°	90°	90°	90°	90°	90°	90°	90°	
Wyckoff Positions:										
N	(8c)	0.06094	0.06094	0.06094	0.05192	0.05192	0.05192	0.05814	0.05814	0.05814

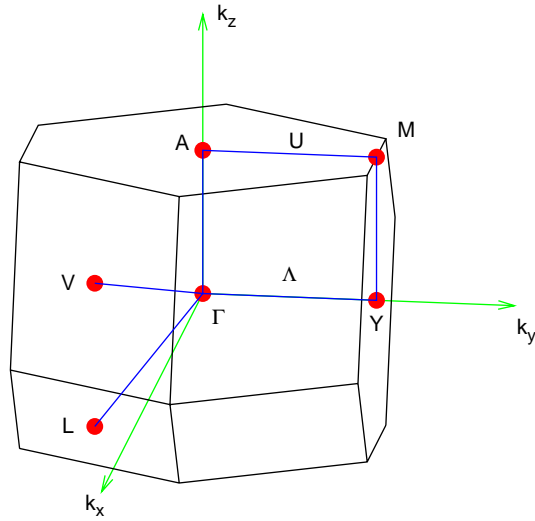


FIG. 3: Brillouin zone for the centered monoclinic structure #35, used to plot the electronic band structure in Figure 11 in the main paper.  $k_x$ ,  $k_y$ , and  $k_z$  denote the Cartesian directions in reciprocal space. The labels are described in Table III. The blue lines represent the path taken for the band structure plot. Note that the reciprocal lattice primitive vectors are along the lines  $\Gamma \rightarrow L$ ,  $\Gamma \rightarrow Y$ , and  $\Gamma \rightarrow A$ .

TABLE III: Real and reciprocal space primitive lattice vectors and high symmetry points for the centered monoclinic structure #35, following the notation of Lax.<sup>14</sup> The unique monoclinic axis is “b,” and  $\beta$  is the angle between the other two primitive vectors in the full monoclinic lattice. A graphical depiction of the Brillouin zone is shown in Figure 3.

Real Space Primitive Vectors	
$a_1 =$	$( a , 0 , 0 )$
$a_2 =$	$( a/2 , b/2 , 0 )$
$a_3 =$	$( c \cos \beta , 0 , c \sin \beta )$
Reciprocal Space Primitive Vectors	
$b_1 =$	$2\pi ( 1/a , -1/b , -\cot \beta/a )$
$b_2 =$	$2\pi ( 0 , 2/b , 0 )$
$b_3 =$	$2\pi ( 0 , 0 , 1/(c \sin \beta) )$
High symmetry points and lines (lattice coordinates)	
$\Gamma$	$( 0 , 0 , 0 )$
$Y$	$( 0 , 1/2 , 0 )$
$A$	$( 0 , 0 , 1/2 )$
$L$	$( 1/2 , 0 , 0 )$
$V$	$( 1/2 , 0 , 1/2 )$
$M$	$( 0 , 1/2 , 1/2 )$
$\Lambda$	$( 0 , y , 0 )$
$U$	$( 0 , y , 1/2 )$

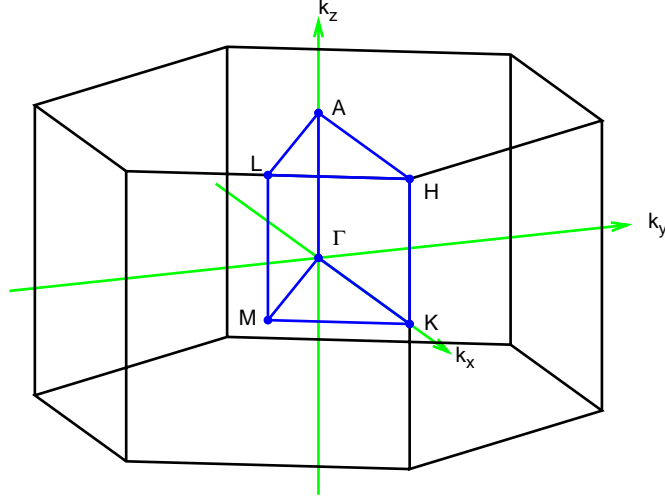


FIG. 4: Brillouin zone for the hexagonal lattice describing the MoS<sub>2</sub> structure (#89), with high-symmetry points and directions labeled. The volume enclosed by the red lines is the irreducible part of the Brillouin zone. See Figs. 17 of the main paper.

Structure 2: Lower symmetry version of the two possible structures for  $\alpha\text{N}_2$ .<sup>15</sup>

Space Group	$P2_13 - T^4$ (#198)			Pearson Symbol			$cP8$		
Functional	LDA			PBE			vdW-DF2		
$a, b, c$	5.22293Å	5.22293Å	5.22293Å	6.18848Å	6.18848Å	6.18848Å	5.51064Å	5.51064Å	5.51064Å
$\alpha, \beta, \gamma$	90°	90°	90°	90°	90°	90°	90°	90°	90°
Wyckoff Positions:									
N (4a)	0.18903	0.18903	0.18903	0.19903	0.19903	0.19903	0.19086	0.19086	0.19086
N (4a)	0.31093	0.31093	0.31093	0.30285	0.30285	0.30285	0.30714	0.30714	0.30714

Structure 3: Idealized version of the  $\beta\text{N}_2$  structure.<sup>15</sup> In the real crystal the N<sub>2</sub> dimers are tilted away from the  $z$  axis and precess around it.

Space Group	$P6_3mmc - D_{6h}^4$ (#194)			Pearson Symbol			$hP4$		
Functional	LDA			PBE			vdW-DF2		
$a, b, c$	3.54333Å	3.54333Å	6.75879Å	5.32369Å	5.32369Å	5.99005Å	3.37797Å	3.37797Å	8.17743Å
$\alpha, \beta, \gamma$	90°	90°	120°	90°	90°	120°	90°	90°	120°
Wyckoff Positions:									
N (4f)	1/3	2/3	0.16836	1/3	2/3	0.15710	1/3	2/3	0.18210

TABLE IV: Real and reciprocal space primitive lattice vectors and high symmetry points for the hexagonal MoS<sub>2</sub> structure (#89) following the notation of Lax.<sup>14</sup> A graphical depiction of the Brillouin zone is shown in Figure 4.

Real Space Primitive Vectors	
$a_1 =$	$( a/2 , -\sqrt{3}a/2 , 0 )$
$a_2 =$	$( a/2 , \sqrt{3}a/2 , 0 )$
$a_3 =$	$( 0 , 0 , c )$
Reciprocal Space Primitive Vectors	
$b_1 =$	$2\pi ( 1/a , -1/(\sqrt{3}a) , 0 )$
$b_2 =$	$2\pi ( 1/a , 1/(\sqrt{3}a) , 0 )$
$b_3 =$	$2\pi ( 0 , 0 , 1/c )$
High symmetry points and lines (lattice coordinates)	
$\Gamma$	$( 0 , 0 , 0 )$
$M$	$( 1/2 , 0 , 0 )$
$K$	$( 1/3 , 1/3 , 0 )$
$A$	$( 0 , 0 , 1/2 )$
$L$	$( 1/2 , 0 , 1/2 )$
$H$	$( 1/3 , 1/3 , 1/2 )$
$\Sigma$	$( x , 0 , 0 )$
$\Lambda$	$( x , x , 0 )$
$\Delta$	$( 0 , 0 , z )$
$T$	$( 1/2 - y/2 , y , 0 )$
$S$	$( 1/2 - y/2 , y , 1/2 )$

Structure 4: The  $\gamma$ N<sub>2</sub> structure.<sup>15</sup>

Space Group	$P4_2/mnm - D_{4h}^{14}$ (#136)			Pearson Symbol			$tP4$		
Functional	LDA			PBE			vdW-DF2		
$a , b , c$	3.70846Å	3.70846Å	4.97143Å	4.42366Å	4.42366Å	6.00037Å	5.00815Å	5.00815Å	3.40798Å
$\alpha , \beta , \gamma$	90°	90°	90°	90°	90°	90°	90°	90°	90°
Wyckoff Positions:									
N (4f)	0.10517	0.10517	0	0.08895	0.08895	0	0.07835	0.07835	0

Structure 5: The  $\epsilon$ N<sub>2</sub> structure.<sup>16</sup>

Space Group	$R\bar{3}c - D_{3d}^6$ (#167)			Pearson Symbol			$hR48$		
Functional	LDA			PBE			vdW-DF2		
$a , b , c$	8.80174Å	8.80174Å	12.24907Å	10.79199Å	10.79199Å	14.22027Å	7.77983Å	7.77983Å	16.59770Å
$\alpha , \beta , \gamma$	90°	90°	120°	90°	90°	120°	90°	90°	120°
Wyckoff Positions:									
N (12c)	0	0	0.04502	0	0	0.03913	0	0	0.03343
N (36f)	0.26506	0.05772	0.27717	0.26603	0.04851	0.27269	0.24829	0.23172	0.28275

## 2. $N_4W$ structures ( $x = 0.200$ )

Structure 6:  $N_4W$  in the  $ReP_4$  structure,<sup>17</sup> as suggested by Aydin *et al.*<sup>18</sup> These are the lowest energy structures currently found for any  $N_4W$  structures with space group  $Pbca$  and all atoms at (8c) Wyckoff positions.

Space Group	$Pbca - D_{2h}^{15}$ (#61)			Pearson Symbol			$oP40$		
Functional	LDA			PBE			vdW-DF2		
$a, b, c$	6.57765Å	7.31355Å	10.04929Å	6.32908Å	9.47153Å	16.40328Å	6.41544Å	9.53957Å	14.15573Å
$\alpha, \beta, \gamma$	90°	90°	90°	90°	90°	90°	90°	90°	90°
Wyckoff Positions:									
N (8c)	0.00000	0.27146	0.19455	0.00684	0.06754	0.31612	0.00948	0.06813	0.81845
N (8c)	0.00000	0.22834	0.30561	0.00009	-0.00031	-0.07843	0.00003	-0.00057	0.40825
N (8c)	0.21155	0.08492	-0.00002	0.00720	0.45044	0.18487	0.00965	0.04754	0.17993
N (8c)	0.28845	0.08491	0.50002	0.24570	0.25182	0.50006	0.25847	0.25398	0.00006
W (8c)	0.00000	0.29197	0.00003	0.00247	0.14512	-0.00014	0.00469	0.35392	-0.00031

Structure 7:  $N_4W$  in the  $ReP_4$  structure,<sup>17</sup> as suggested by Aydin *et al.*<sup>18</sup> In each of these calculations the starting point was the LDA equilibrium structure found in Ref. 18, and the reported structures are the output of VASP without any additional processing.

Space Group	$Pbca - D_{2h}^{15}$ (#61)			Pearson Symbol			$oP40$		
Functional	LDA			PBE			vdW-DF2		
$a, b, c$	5.31299Å	7.32999Å	9.09288Å	5.79944Å	7.48219Å	9.04380Å	5.04489Å	8.51604Å	11.67151Å
$\alpha, \beta, \gamma$	90°	90°	90°	90°	90°	90°	90°	90°	90°
Wyckoff Positions:									
N (8c)	0.17832	0.70716	0.27445	0.18619	0.29452	0.72720	0.17025	0.29833	0.31873
N (8c)	0.28959	0.02740	0.27957	0.21599	0.02672	0.21965	0.22506	0.06813	0.82587
N (8c)	0.19628	0.44795	0.13809	0.18529	0.55601	0.86490	0.23836	0.58417	0.04826
N (8c)	0.17762	0.77908	0.13915	0.19658	0.27512	0.36690	0.07611	0.30939	0.54074
W (8c)	0.33803	0.38254	0.44519	0.34946	0.61353	0.54802	0.33291	0.60732	0.43686

Structure 8: This is a derivative of the metastable  $FeB_4$  structure proposed by Van der Geest and Kolmogorov.<sup>19</sup> A transcription error led to a lower energy structure for  $N_4W$  than the proposed  $FeB_4$  structure. That structure was unstable with respect to a zone boundary phonon. We minimized the total energy of the unstable mode, leading to this structure.

Space Group	$Fmmm - D_{2h}^{23}$ (#69)			Pearson Symbol			$oF40$		
Functional	LDA			PBE			vdW-DF2		
$a, b, c$	10.15460Å	5.90244Å	8.33310Å	10.27687Å	6.06425Å	8.38901Å	10.41306Å	6.23340Å	8.45489Å
$\alpha, \beta, \gamma$	90°	90°	90°	90°	90°	90°	90°	90°	90°
Wyckoff Positions:									
N (8i)	0	0	0.16221	0	0	0.16092	0	0	0.16011
N (8i)	0	0	0.31099	0	0	0.31019	0	0	0.30870
N (16o)	0.19332	0.25932	0	0.19364	0.26016	0	0.19440	0.26085	0
W (8h)	0	0.27394	0	0	0.27660	0	0	0.27799	0



### 3. N<sub>3</sub>W structures (x = 0.250)

Structure 9: The Molybdate (MoO<sub>3</sub>) structure.<sup>20</sup>

Space Group	$Pnma - D_{2h}^{16}$ (#62)			Pearson Symbol			$oP16$		
Functional	LDA			PBE			vdW-DF2		
$a, b, c$	18.23290Å	4.00463Å	2.86311Å	21.19384Å	4.05147Å	2.92603Å	19.58109Å	4.11494Å	2.98244Å
$\alpha, \beta, \gamma$	90°	90°	90°	90°	90°	90°	90°	90°	90°
Wyckoff Positions:									
N (4c)	0.46239	1/4	0.26162	0.20877	1/4	0.29389	0.45461	1/4	0.25942
N (4c)	0.20253	1/4	0.79434	0.43523	1/4	0.78159	0.20504	1/4	0.78507
N (4c)	0.40064	1/4	0.26712	0.38185	1/4	0.78348	0.39695	1/4	0.26382
W (4c)	0.28911	1/4	0.29316	0.28388	1/4	0.29339	0.28834	1/4	0.28412

Structure 10: The P<sub>3</sub>Tc structure,<sup>21</sup> also considered by Song and Wang.<sup>22</sup>

Space Group	$Pnma - D_{2h}^{16}$ (#62)			Pearson Symbol			$oP16$		
Functional	LDA			PBE			vdW-DF2		
$a, b, c$	12.57592Å	2.88205Å	5.10810Å	12.65081Å	2.93872Å	5.28463Å	13.01170Å	3.03920Å	5.14367Å
$\alpha, \beta, \gamma$	90°	90°	90°	90°	90°	90°	90°	90°	90°
Wyckoff Positions:									
N (4c)	0.06859	1/4	0.66002	0.56590	1/4	0.66312	0.06580	1/4	0.67597
N (4c)	0.47678	1/4	0.78395	0.47325	1/4	0.70824	0.47575	1/4	0.77887
N (4c)	0.23098	1/4	0.23775	0.23395	1/4	0.23991	0.23002	1/4	0.24851
W (4c)	0.33344	1/4	0.95416	0.33111	1/4	0.52096	0.33258	1/4	0.96251

### 4. N<sub>2</sub>W structures (x = 0.33333)

Structure 11: The lower symmetry N<sub>2</sub>W structure proposed by Wang *et al.*<sup>23</sup> This can be constructed from the WC structure (#61) by doubling the unit cell in the  $z$  direction and removing one of the tungsten atoms.

Space Group	$P\bar{6}m2 - D_{3h}^1$ (#187)			Pearson Symbol			$hP3$		
Functional	LDA			PBE			vdW-DF2		
$a, b, c$	2.88726Å	2.88726Å	3.87688Å	2.93342Å	2.93342Å	3.91819Å	2.99962Å	2.99962Å	3.97445Å
$\alpha, \beta, \gamma$	90°	90°	120°	90°	90°	120°	90°	90°	120°
Wyckoff Positions:									
N (2g)	0	0	0.18044	0	0	0.18136	0	0	0.18238
W (1d)	1/3	2/3	1/2	1/3	2/3	1/2	1/3	2/3	1/2

Structure 12: The higher symmetry N<sub>2</sub>W structure proposed by Wang *et al.*<sup>23</sup>

Space Group	$P6_3/mmc - D_{6h}^h$ (#194)			Pearson Symbol			$hP4$		
Functional	LDA			PBE			vdW-DF2		
$a, b, c$	2.89316Å	2.89316Å	7.71367Å	2.93922Å	2.93922Å	7.79617Å	3.00734Å	3.00734Å	7.89061Å
$\alpha, \beta, \gamma$	90°	90°	120°	90°	90°	120°	90°	90°	120°
Wyckoff Positions:									
N (4e)	0	0	0.08978	0	0	0.09016	0	0	0.09066
W (2d)	1/3	2/3	3/4	1/3	2/3	3/4	1/3	2/3	3/4

Structure 13: N<sub>2</sub>W in the high-temperature ( $\beta$ ) tridymite SiO<sub>2</sub> structure.<sup>24</sup>

Space Group	$P6_3/mmc - D_{6h}^4$ (#194)			Pearson Symbol			$hP12$		
Functional	LDA			PBE			vdW-DF2		
$a, b, c$	6.01620Å	6.01620Å	9.77913Å	6.07821Å	6.07821Å	9.89100Å	6.14395Å	6.14395Å	9.98375Å
$\alpha, \beta, \gamma$	90°	90°	120°	90°	90°	120°	90°	90°	120°
Wyckoff Positions:									
N (2c)	1/3	2/3	1/4	1/3	2/3	1/4	1/3	2/3	1/4
N (6g)	1/2	0	0	1/2	0	0	1/2	0	0
W (2d)	1/3	2/3	0.06202	1/3	2/3	0.06213	1/3	2/3	0.06200

Structure 14: N<sub>2</sub>W in an idealized high-temperature ( $\beta$ ) cristobalite SiO<sub>2</sub> structure.<sup>25</sup>

Space Group	$Fd\bar{3}m - O_h^7$ (#227)			Pearson Symbol			$cF24$		
Functional	LDA			PBE			vdW-DF2		
$a, b, c$	8.49553Å	8.49553Å	8.49553Å	8.58600Å	8.58600Å	8.58600Å	8.67534Å	8.67534Å	8.67534Å
$\alpha, \beta, \gamma$	90°	90°	90°	90°	90°	90°	90°	90°	90°
Wyckoff Positions:									
N (16c)	0	1/4	1/4	0	1/4	1/4	0	1/4	1/4
W (4a)	1/8	1/8	1/8	1/8	1/8	1/8	1/8	1/8	1/8

Structure 15: N<sub>2</sub>W constructed by removing 4 N and 10 W atoms from a cI64 supercell of the NaCl structure. Note that this structure can be considered as either a  $\beta$  phase or an SiO<sub>2</sub>-like phase.

Space Group	$Im\bar{3}m - O_h^9$ (#229)			Pearson Symbol			$cI36$		
Functional	LDA			PBE			vdW-DF2		
$a, b, c$	10.27372Å	10.27372Å	10.27372Å	10.38300Å	10.38300Å	10.38300Å	10.49032Å	10.49032Å	10.49032Å
$\alpha, \beta, \gamma$	90°	90°	90°	90°	90°	90°	90°	90°	90°
Wyckoff Positions:									
N (24h)	0	0.14537	0.14537	0	0.14546	0.14546	0	0.14553	0.14553
W (12d)	1/2	1/4	0	1/2	1/4	0	1/2	1/4	0

Structure 16: N<sub>2</sub>W in the high-temperature  $\beta$ -quartz (SiO<sub>2</sub>) structure.<sup>26</sup>

Space Group	$P6_222 - D_6^4$ (#180)			Pearson Symbol			$hP9$		
Functional	LDA			PBE			vdW-DF2		
$a, b, c$	5.80091Å	5.80091Å	6.39312Å	5.86952Å	5.86952Å	6.46501Å	5.91904Å	5.91904Å	6.53442Å
$\alpha, \beta, \gamma$	90°	90°	120°	90°	90°	120°	90°	90°	120°
Wyckoff Positions:									
N (6j)	0.21156	0.42312	1/2	0.21994	0.42388	1/2	0.21103	0.42206	1/2
W (3c)	1/2	0	0	1/2	0	0	1/2	0	0

Structure 17:  $N_2W$  starting from the  $\beta$ - $NbO_2$  structure (Space group  $I4_1, tI48$ ).<sup>27</sup> This system relaxed to the smaller unit cell shown below. Both systems are distorted rutile structures.<sup>28</sup> The current system reduces to rutile when the  $z$  coordinate of the (4a) and (4c) sites both approach zero. The origin was chosen so that  $z = 0$  for the tungsten atom.

Space Group	$P4_2nm - C_{4v}^4$ (#102)			Pearson Symbol			$tP6$		
Functional	LDA			PBE			vdW-DF2		
$a, b, c$	4.78575Å	4.78575Å	3.01573Å	4.85220Å	4.85220Å	3.06777Å	4.90940Å	4.90940Å	3.14841Å
$\alpha, \beta, \gamma$	90°	90°	90°	90°	90°	90°	90°	90°	90°
Wyckoff Positions:									
N (4c)	0.29604	0.29604	0.10545	0.20347	0.20347	0.11185	0.20208	0.20208	0.11748
W (2a)	0	0	0	0	0	0	0	0	0

Structure 18:  $N_2W$  in the Brookite structure of  $TiO_2$ ,<sup>28</sup> with N on the O sites. This was studied by Kroll, Schröter and Peters.<sup>29</sup>

Space Group	$Pbca - D_{2h}^{15}$ (#61)			Pearson Symbol			$oP24$		
Functional	LDA			PBE			vdW-DF2		
$a, b, c$	9.61612Å	4.88812Å	5.09072Å	9.77240Å	4.95123Å	5.16705Å	9.97738Å	5.03075Å	5.28028Å
$\alpha, \beta, \gamma$	90°	90°	90°	90°	90°	90°	90°	90°	90°
Wyckoff Positions:									
N (8c)	0.96672	0.66613	0.67774	0.96657	0.66855	0.67720	0.96633	0.17410	0.67556
N (8c)	0.71228	0.74415	0.58230	0.71325	0.74383	0.58067	0.71463	0.24276	0.57564
W (8c)	0.64390	0.43772	0.82796	0.64349	0.43740	0.82628	0.64258	0.93919	0.82146

Structure 19:  $N_2W$  in the  $Mo_2N$  structure.<sup>30</sup> Note that although the composition of the experimental structure is actually  $Mo_2N_{0.76}$  we treat both sites as fully occupied. Also note that in the special case  $c = 2a$  and  $z = 1/4$  majority atoms occupy all of the Na sites of the NaCl structure, while the minority atoms occupy half of the Cl sites, the remainder being vacant. This is therefore a highly relaxed variation of the  $\beta$ -NW structure.

Space Group	$I4_1/amd - D_{4h}^{19}$ (#141)			Pearson Symbol			$tI12$		
Functional	LDA			PBE			vdW-DF2		
$a, b, c$	3.74217Å	3.74217Å	10.51044Å	3.79214Å	3.79214Å	10.63734Å	3.84575Å	3.84575Å	10.80904Å
$\alpha, \beta, \gamma$	90°	90°	90°	90°	90°	90°	90°	90°	90°
Wyckoff Positions:									
N (8e)	0	3/4	0.92786	0	3/4	0.92784	0	3/4	0.92773
W (4a)	0	3/4	1/8	0	3/4	1/8	0	3/4	1/8

Structure 20: The  $CoSb_2$  structure.<sup>31</sup> This was also studied by Song and Wang,<sup>22</sup> although they refer to the structure as  $IrP_2$ , and is related to the Baddeleyite structure studied by Kroll, Schröter and Peters.<sup>29</sup>

Space Group	$P2_1/c - C_{2h}^5$ (#14)			Pearson Symbol			$mP12$		
Functional	LDA			PBE			vdW-DF2		
$a, b, c$	4.85002Å	4.89988Å	5.12147Å	5.76275Å	4.82454Å	5.82063Å	5.84252Å	4.93943Å	5.93500Å
$\alpha, \beta, \gamma$	90°	99.3565°	90°	90°	117.69846°	90°	90°	117.06754°	90°
Wyckoff Positions:									
N (4e)	0.43463	0.32878	0.16170	0.41323	0.80519	0.10053	0.40642	0.81372	0.09795
N (4e)	0.07383	0.73977	0.51917	0.09245	0.20634	0.40763	0.08940	0.20214	0.39837
W (4e)	0.21230	0.06261	0.28069	0.23917	0.49150	0.28846	0.23709	0.49323	0.29358



Structure 25:  $N_2W$  in the  $\alpha Sm$  structure.<sup>36</sup> This is the the structure Khitrova and Pinsker<sup>37</sup> call  $\delta_R^V$ , and is the reverse of structure 91.

Space Group	$R\bar{3}m - D_{3d}^5$ (#166)			Pearson Symbol			$hR9$		
Functional	LDA			PBE			vdW-DF2		
$a, b, c$	2.98981Å	2.98981Å	14.05631Å	3.02518Å	3.02518Å	16.63670Å	3.09742Å	3.09742Å	14.65992Å
$\alpha, \beta, \gamma$	90°	90°	120°	90°	90°	120°	90°	90°	120°
Wyckoff Positions:									
N (6c)	0	0	0.25981	0	0	0.27042	0	0	0.26261
W (3a)	0	0	0	0	0	0	0	0	0

Structure 26:  $N_2W$  in a structure proposed by Du, Wang, and Lo.<sup>38</sup> While the original reference found a six atom unit cell, we found that the structure they gave reduces to the three atom primitive cell described below.

Space Group	$P4/mmm - D_{4h}^1$ (#123)			Pearson Symbol			$tP3$		
Functional	LDA			PBE			vdW-DF2		
$a, b, c$	2.67640Å	2.67640Å	3.64237Å	2.71816Å	2.71816Å	3.69124Å	2.77942Å	2.77942Å	3.76517Å
$\alpha, \beta, \gamma$	90°	90°	90°	90°	90°	90°	90°	90°	90°
Wyckoff Positions:									
N (2h)	1/2	1/2	0.30958	1/2	1/2	0.30936	1/2	1/2	0.31038
W (1a)	0	0	0	0	0	0	0	0	0

Structure 27:  $N_2W$  constructed by removing 16 W atoms from a cP64 supercell of the NaCl structure.

Space Group	$Pm\bar{3}m - O_h^1$ (#221)			Pearson Symbol			$cI36$		
Functional	LDA			PBE			vdW-DF2		
$a, b, c$	8.37235Å	8.37235Å	8.37235Å	8.50430Å	8.50430Å	8.50430Å	8.64939Å	8.64939Å	8.64939Å
$\alpha, \beta, \gamma$	90°	90°	90°	90°	90°	90°	90°	90°	90°
Wyckoff Positions:									
N (6e)	0	0	0.24188	0	0	0.24115	0	0	0.23985
N (6f)	0.22121	1/2	1/2	0.21951	1/2	1/2	0.22014	1/2	1/2
N (8g)	0.22503	0.22503	0.22503	0.22368	0.22368	0.22368	0.22274	0.22274	0.22274
N (12h)	0.24919	0	1/2	0.25006	0	1/2	0.25019	0	1/2
W (1a)	0	0	0	0	0	0	0	0	0
W (3c)	0	1/2	1/2	0	1/2	1/2	0	1/2	1/2
W (12i)	0	0.27161	0.27161	0	0.27227	0.27227	0	0.27298	0.27298

Structure 28:  $N_2W$  constructed by removing 16 W atoms from a cP64 supercell of the NaCl structure. Note that this subset is orthogonal to the set chosen in Structure 27.

Space Group	$Pm\bar{3}m - O_h^1$ (#221)			Pearson Symbol			$cI36$		
Functional	LDA			PBE			vdW-DF2		
$a, b, c$	8.32293Å	8.32293Å	8.32293Å	8.47983Å	8.47983Å	8.47983Å	8.64745Å	8.64745Å	8.64745Å
$\alpha, \beta, \gamma$	90°	90°	90°	90°	90°	90°	90°	90°	90°
Wyckoff Positions:									
N (6e)	0	0	0.23176	0	0	0.22945	0	0	0.22961
N (6f)	0.24399	1/2	1/2	0.23970	1/2	1/2	0.23409	1/2	1/2
N (8g)	0.27168	0.27168	0.27168	0.27168	0.27618	0.27618	0.27862	0.27862	0.27862
N (12h)	0.24802	0	1/2	0.24869	0	1/2	0.24928	0	1/2
W (1a)	0	0	0	0	0	0	0	0	0
W (3c)	0	1/2	1/2	0	1/2	1/2	0	1/2	1/2
W (12j)	1/2	0.22881	0.22881	1/2	0.22696	0.22696	1/2	0.22425	0.22425

### 5. $N_{16}W_9$ structures ( $x = 0.360$ )

Structure 29:  $N_{16}W_9$  in the  $\delta_H^IV$  structure of Khitrova and Pinsker,<sup>37</sup> constructing a  $2 \times 2 \times 1$  supercell of the parent structure (#64) and then removing all but one of the atoms from the second set of W (2b) images. The cell is shifted to put the first nitrogen atom at the origin.

Space Group	$P3m1 - C_{3v}^1$ (#156)			Pearson Symbol			$hP25$		
Functional	LDA			PBE			vdW-DF2		
$a, b, c$	5.92297Å	5.92297Å	9.56224Å	6.00383Å	6.00383Å	9.80913Å	6.15469Å	6.15469Å	9.85228Å
$\alpha, \beta, \gamma$	90°	90°	120°	90°	90°	120°	90°	90°	120°
Wyckoff Positions:									
N (1a)	0	0	0	0	0	0	0	0	0
N (1b)	1/3	2/3	0.23958	1/3	2/3	0.23766	1/3	2/3	0.23266
N (1b)	1/3	2/3	0.71140	1/3	2/3	0.70805	1/3	2/3	0.70366
N (1c)	2/3	1/3	0.50027	2/3	1/3	0.50316	2/3	1/3	0.50377
N (3d)	0.50255	0.00509	0.01443	0.50249	0.00497	0.01846	0.50215	0.00429	0.01513
N (3d)	0.33217	0.16609	0.25173	0.33205	0.16603	0.25266	0.33168	0.16584	0.24812
N (3d)	0.16435	0.32870	0.49064	0.16558	0.33115	0.49060	0.16758	0.33515	0.48703
N (3d)	0.33344	0.16672	0.72475	0.32944	0.16472	0.72286	0.32488	0.16244	0.71952
W (1a)	0	0	0.36105	0	0	0.35888	0	0	0.35337
W (1a)	0	0	0.79739	0	0	0.79696	0	0	0.79342
W (1c)	2/3	1/3	0.14820	2/3	1/3	0.15220	2/3	1/3	0.15671
W (3d)	0.17464	0.34929	0.11930	0.17454	0.34908	0.11994	0.17637	0.35275	0.11232
W (3d)	0.49577	0.99154	0.59760	0.49519	0.99039	0.59605	0.49451	0.98902	0.59183

6.  $N_8W_5$  structures ( $x = 0.38462$ )

Structure 30:  $N_8W_5$  in the  $\delta_H^{III}$  structure of Khitrova and Pinsker,<sup>37</sup> constructing a  $2 \times 2 \times 1$  supercell of the parent structure (#58 and then removing six tungsten atoms from the tungsten (2a) sites, including all four atoms in the  $z = 1/2$  plane.

Space Group	$P2/m - C_{2h}^1$ (#10)			Pearson Symbol			$mP13$		
Functional	LDA			PBE			vdW-DF2		
$a, b, c$	4.98468Å	2.83670Å	9.44454Å	5.06191Å	2.87834Å	9.56504Å	5.16975Å	2.94390Å	9.71586Å
$\alpha, \beta, \gamma$	90°	101.65647°	90°	90°	101.79558°	90°	90°	101.90217°	90°
Wyckoff Positions:									
N (2m)	0.35984	0	0.15177	0.35840	0	0.15236	0.35713	0	0.15306
N (2m)	0.47276	0	0.42551	0.47209	0	0.42536	0.47147	0	0.42519
N (2n)	0.02821	1/2	0.57430	0.02852	1/2	0.57448	0.02848	1/2	0.57460
N (2n)	0.87270	1/2	0.14872	0.87183	1/2	0.14919	0.87267	1/2	0.15053
W (2a)	0	0	0	0	0	0	0	0	0
W (2m)	0.09101	0	0.29409	0.09039	0	0.29442	0.09040	0	0.29558
W (2n)	0.58361	1/2	0.28467	0.58242	1/2	0.28491	0.58167	1/2	0.28466

Structure 31:  $N_8W_5$  constructed by removing W atoms from the base  $r$ - $W_2N_3$  structure (#63).

Space Group	$R3m - C_{3v}^5$ (#160)			Pearson Symbol			$hR39$		
Functional	LDA			PBE			vdW-DF2		
$a, b, c$	5.78224Å	5.78224Å	14.83815Å	5.85783Å	5.85783Å	15.10903Å	5.97504Å	5.97504Å	15.33870Å
$\alpha, \beta, \gamma$	90°	90°	120°	90°	90°	120°	90°	90°	120°
Wyckoff Positions:									
N (3a)	0	0	0.41651	0	0	0.41705	0	0	0.41602
N (3a)	0	0	0.57783	0	0	0.57735	0	0	0.57669
N (9b)	0.17772	0.35545	0.75519	0.17813	0.35625	0.75559	0.17918	0.35836	0.75627
N (9b)	0.34356	0.17178	0.25399	0.34492	0.17246	0.25379	0.34805	0.17402	0.25397
W (3a)	0	0	-0.00645	0	0	-0.00676	0	0	-0.00661
W (3a)	0	0	0.18136	0	0	0.18126	0	0	0.18321
W (9b)	0.16162	0.32324	0.49707	0.16108	0.32215	0.49699	0.16005	0.32011	0.49599

Structure 32:  $N_8W_5$  in the  $\delta_H^{III}$  structure of Khitrova and Pinsker,<sup>37</sup> constructing a  $2 \times 2 \times 1$  supercell of the parent structure (#58 and then removing three tungsten atoms from each of the  $z = 0$  and the  $z = 1/2$  tungsten (2a) sites, leaving two atoms which are not stacked on top of one another.

Space Group	$Cmca - D_{2h}^{18}$ (#64)			Pearson Symbol			$oC52$		
Functional	LDA			PBE			vdW-DF2		
$a, b, c$	5.76208Å	9.96021Å	10.17893Å	5.83772Å	10.10123Å	10.35710Å	5.95593Å	10.30294Å	10.47476Å
$\alpha, \beta, \gamma$	90°	90°	90°	90°	90°	90°	90°	90°	90°
Wyckoff Positions:									
N (8f)	0	0.15690	0.12857	0	0.15663	0.12816	0	0.15624	0.12823
N (8f)	0	0.17150	0.36577	0	0.17174	0.36395	0	0.17185	0.36453
N (16g)	0.26837	0.07914	0.62751	0.26851	0.07826	0.62788	0.26898	0.07761	0.62771
W (4a)	0	0	0	0	0	0	0	0	0
W (8e)	1/4	0.25002	1/4	1/4	0.25027	1/4	1/4	0.25037	1/4
W (8f)	0	0.50021	0.23228	0	0.50279	0.23295	0	0.50037	0.23074

Structure 33:  $\text{N}_8\text{W}_5$  in the  $\delta_H^{IV}$  structure of Khitrova and Pinsker,<sup>37</sup> constructing a  $2 \times 2 \times 1$  supercell of the parent structure (#64) and then removing six tungsten atoms from the images of the second W (2b) site, leaving one atom in each plane. We shift the origin so that the first nitrogen atom is at  $z = 0$ .

Space Group	$Cmc2_1 - C_{2v}^{12}$ (#36)			Pearson Symbol			$oC52$		
Functional	LDA			PBE			vdW-DF2		
$a, b, c$	5.88119Å	10.18620Å	9.96161Å	5.95287Å	10.31069Å	10.19299Å	6.06601Å	10.50639Å	10.41632Å
$\alpha, \beta, \gamma$	90°	90°	90°	90°	90°	90°	90°	90°	90°
Wyckoff Positions:									
N (4a)	0	0.01292	0	0	0.01202	0	0	0.01051	0
N (4a)	0	0.50008	0.04042	0	0.50015	0.04421	0	0.50024	0.04834
N (4a)	0	0.67514	0.24156	0	0.67507	0.24152	0	0.67569	0.24124
N (4a)	0	0.16663	0.26801	0	0.16671	0.26850	0	0.16678	0.26919
N (8b)	0.23769	0.91277	0.24145	0.23771	0.91283	0.24144	0.23673	0.91263	0.24121
N (8b)	0.26927	0.25621	0.49970	0.26769	0.25564	0.49988	0.26505	0.25467	0.50006
W (4a)	0	0.16653	0.45415	0	0.16646	0.45246	0	0.16633	0.45091
W (4a)	0	0.67204	0.63491	0	0.67357	0.63480	0	0.67492	0.63482
W (4a)	0	0.16619	0.84032	0	0.16620	0.83625	0	0.16607	0.83222
W (8b)	0.24234	0.08637	0.13485	0.23994	0.08717	0.13477	0.23802	0.08794	0.13484

Structure 34:  $\text{N}_8\text{W}_5$  in the  $\delta_H^{III}$  structure of Khitrova and Pinsker,<sup>37</sup> constructing a  $2 \times 2 \times 1$  supercell of the parent structure (#58 and then removing three tungsten atoms from each of the  $z = 0$  and the  $z = 1/2$  tungsten (2a) sites, leaving two atoms which are stacked on top of one another.

Space Group	$P6_3/mmc - D_{6h}^4$ (#194)			Pearson Symbol			$oC52$		
Functional	LDA			PBE			vdW-DF2		
$a, b, c$	5.71061Å	5.71061Å	10.40780Å	5.79250Å	5.79250Å	10.57498Å	5.91055Å	5.91055Å	10.72291Å
$\alpha, \beta, \gamma$	90°	90°	120°	90°	90°	120°	90°	90°	120°
Wyckoff Positions:									
N (4f)	1/3	2/3	0.63561	1/3	2/3	0.63616	1/3	2/3	0.63606
N (12k)	0.15969	0.31938	0.12670	0.15896	0.31793	0.12707	0.15835	0.31670	0.12725
W (2a)	0	0	0	0	0	0	0	0	0
W (2b)	0	0	1/4	0	0	1/4	0	0	1/4
W (6h)	0.50271	0.49729	1/4	0.50332	0.49668	1/4	0.50386	0.49614	1/4



### 7. $N_3W_2$ structures ( $x = 0.400$ )

Structure 35:  $N_3W_2$  structure derived from the  $r-W_2N_3$  structure of WYL+<sup>33</sup> by removing selected tungsten atoms, as described in the text. We use the freedom allowed by this space group to arbitrarily set the position of one of the W (2a) atoms to the origin. This is the lowest energy structure structure  $r-W_2N_3$ -like structure we have found.

Space Group	$Cm - C_s^3$ (#8)			Pearson Symbol			$mC20$		
Functional	LDA			PBE			vdW-DF2		
$a, b, c$	4.96842Å	8.54709Å	5.29894Å	5.03539Å	8.66590Å	5.37753Å	5.13169Å	8.83574Å	5.48077Å
$\alpha, \beta, \gamma$	90°	108.36023°	90°	90°	108.35442°	90°	90°	108.42204°	90°
Wyckoff Positions:									
N (2a)	0.41209	0	0.26961	0.41217	0	0.27052	0.41100	0	0.26858
N (2a)	0.59956	0	0.77297	0.60103	0	0.77281	0.60381	0	0.76930
N (4b)	0.43004	0.34163	0.27194	0.43099	0.34196	0.27285	0.43137	0.34255	0.27118
N (4b)	0.58810	0.33171	0.77540	0.58740	0.33266	0.77536	0.58489	0.33461	0.77229
W (2a)	0	0	0	0	0	0	0	0	0
W (2a)	0.18522	0	0.53915	0.18566	0	0.53898	0.18698	0	0.53770
W (4b)	0.17041	0.33161	0.51418	0.17078	0.33156	0.51438	0.16956	0.33115	0.51024

Structure 36:  $N_3W_2$  structure derived from the  $r-W_2N_3$  structure of WYL+<sup>33</sup> by removing selected tungsten atoms, as described in the text. This structure is nearly degenerate with Structure 35.

Space Group	$P3_1 - C_3^2$ (#144)			Pearson Symbol			$hP30$		
Functional	LDA			PBE			vdW-DF2		
$a, b, c$	4.95098Å	4.95098Å	15.09115Å	5.01872Å	5.01872Å	15.31563Å	5.11649Å	5.11649Å	15.60545Å
$\alpha, \beta, \gamma$	90°	90°	120°	90°	90°	120°	90°	90°	120°
Wyckoff Positions:									
N (3a)	0.89091	0.79421	0.58136	0.89078	0.79490	0.58113	0.89035	0.79659	0.58086
N (3a)	0.56726	0.11224	0.58190	0.56769	0.11224	0.58171	0.56829	0.11291	0.58156
N (3a)	0.20734	0.42874	0.58129	0.20655	0.42808	0.58106	0.20487	0.42751	0.58080
N (3a)	0.89282	0.77556	0.41339	0.89447	0.77753	0.41350	0.89852	0.78203	0.41372
N (3a)	0.54863	0.11174	0.41422	0.54742	0.11174	0.41437	0.54409	0.11231	0.41473
N (3a)	0.22879	0.44801	0.41343	0.22847	0.44611	0.41355	0.22859	0.44281	0.41374
W (3a)	0.88790	0.77584	0.00523	0.88747	0.77529	0.00532	0.88699	0.77417	0.00449
W (3a)	0.88839	0.77289	0.82560	0.88842	0.77261	0.82574	0.88783	0.77054	0.82534
W (3a)	0.55111	0.11042	0.83378	0.55098	0.11021	0.83381	0.54951	0.10918	0.83437
W (3a)	0.22537	0.44734	0.83379	0.22546	0.44720	0.83382	0.22571	0.44700	0.83439

Structure 37:  $N_3W_2$  derived from Structure 11 by tripling the size of the unit cell in the basal plane and removing 2/3 of the tungsten atoms in one of the layers.

Space Group	$P\bar{6}2m - D_{3h}^3$ (#189)			Pearson Symbol			$hP10$		
Functional	LDA			PBE			vdW-DF2		
$a, b, c$	4.89169Å	4.89169Å	5.30982Å	4.96204Å	4.96204Å	5.38094Å	5.06203Å	5.06203Å	5.47510Å
$\alpha, \beta, \gamma$	90°	90°	120°	90°	90°	120°	90°	90°	120°
Wyckoff Positions:									
N (6i)	0.68146	0	0.74213	0.68223	0	0.74187	0.68396	0	0.74103
W (1a)	0	0	0	0	0	0	0	0	0
W (1b)	0	0	1/2	0	0	1/2	0	0	1/2
W (2d)	1/3	2/3	1/2	1/3	2/3	1/2	1/3	2/3	1/2

Structure 38:  $N_3W_2$  derived from the NaCl structure by constructing a hexagonal supercell and removing 2/3 of the W atoms in one of the resulting (0001) planes.

Space Group	$C2/m - C_{2h}^3$ (#12)			Pearson Symbol			$mC20$		
Functional	LDA			PBE			vdW-DF2		
$a, b, c$	5.05162Å	8.86240Å	4.99501Å	5.11511Å	8.98033Å	5.07770Å	5.21590Å	9.17445Å	5.16762Å
$\alpha, \beta, \gamma$	90°	107.89598°	90°	90°	107.85285°	90°	90°	107.57484°	90°
Wyckoff Positions:									
N (4i)	0.23179	0	0.72319	0.23167	0	0.72265	0.22832	0	0.71823
N (8j)	0.25368	0.16349	0.23095	0.25336	0.16289	0.23174	0.25293	0.16091	0.23261
W (2a)	0	0	0	0	0	0	0	0	0
W (2d)	0	1/2	1/2	0	1/2	1/2	0	1/2	1/2
W (4h)	0	0.18914	1/2	0	0.18980	1/2	0	0.19222	1/2

Structure 39:  $N_3W_2$  structure derived from the  $r-W_2N_3$  structure of WYL+<sup>33</sup> by removing selected tungsten atoms, as described in the text.

Space Group	$P3_1 - C_3^2$ (#144)			Pearson Symbol			$hP90$		
Functional	LDA			PBE			vdW-DF2		
$a, b, c$	8.61587Å	8.61587Å	15.34986Å	8.73550Å	8.73550Å	15.65447Å	8.91347Å	8.91347Å	16.01854Å
$\alpha, \beta, \gamma$	90°	90°	120°	90°	90°	120°	90°	90°	120°
Wyckoff Positions:									
N (3a)	0.34410	0.11592	0.42008	0.34501	0.11859	0.41982	0.35158	0.12767	0.42010
N (3a)	0.55728	0.23015	0.74863	0.55487	0.22701	0.74893	0.54041	0.22271	0.74978
N (3a)	0.44807	0.32869	0.08558	0.45072	0.33020	0.08544	0.45633	0.32768	0.08539
N (3a)	0.33498	0.44910	0.42475	0.33538	0.45144	0.42640	0.34242	0.46292	0.42593
N (3a)	0.55542	0.55236	0.75179	0.55218	0.54962	0.75185	0.53727	0.54107	0.75248
N (3a)	0.44685	0.66507	0.09249	0.44830	0.66545	0.09342	0.45377	0.66053	0.09501
N (3a)	0.99800	0.11664	0.41413	0.99740	0.11904	0.41375	0.00363	0.13008	0.41415
N (3a)	0.22810	0.22738	0.75199	0.22674	0.22504	0.75184	0.21467	0.22043	0.75295
N (3a)	0.11422	0.33364	0.09121	0.11613	0.33451	0.09270	0.12079	0.32756	0.09322
N (3a)	0.33275	0.11435	0.58618	0.33348	0.11721	0.58547	0.34339	0.13355	0.58410
N (3a)	0.55243	0.21880	0.92043	0.55086	0.21845	0.92147	0.53880	0.21690	0.92443
N (3a)	0.44206	0.32879	0.25511	0.44469	0.32838	0.25434	0.45179	0.32078	0.25317
N (3a)	0.33477	0.44602	0.58527	0.33441	0.44560	0.58599	0.34300	0.45302	0.58458
N (3a)	0.55435	0.55815	0.92159	0.55414	0.55546	0.92105	0.54676	0.55291	0.92148
N (3a)	0.44584	0.66514	0.25168	0.44868	0.66587	0.25128	0.45377	0.65990	0.25147
N (3a)	0.00367	0.11055	0.57373	0.00284	0.11280	0.57208	0.00835	0.12461	0.57030
N (3a)	0.21790	0.21966	0.91912	0.21581	0.21710	0.91860	0.20303	0.20914	0.91935
N (3a)	0.11014	0.33041	0.25198	0.11154	0.32909	0.25245	0.11535	0.32250	0.25167
W (3a)	0.30172	0.09346	0.99182	0.29797	0.09144	0.99010	0.28682	0.08491	0.98591
W (3a)	0.52753	0.20398	0.32962	0.52404	0.20226	0.32975	0.52035	0.19138	0.32980
W (3a)	0.40781	0.32086	0.66136	0.40261	0.31842	0.66199	0.38647	0.31656	0.66611
W (3a)	0.33102	0.10764	0.17171	0.33398	0.10834	0.17057	0.33921	0.10225	0.16879
W (3a)	0.56107	0.22583	0.50479	0.56146	0.22849	0.50433	0.56864	0.24171	0.50389
W (3a)	0.44605	0.33535	0.83714	0.44484	0.33324	0.83673	0.43370	0.32872	0.83840
W (3a)	0.33601	0.44812	0.17190	0.33844	0.44924	0.17234	0.34442	0.44440	0.17309
W (3a)	0.55528	0.56029	0.49221	0.55493	0.56177	0.49303	0.55924	0.57182	0.49029
W (3a)	0.43575	0.66354	0.83820	0.43348	0.66141	0.83889	0.42207	0.65662	0.83953
W (3a)	0.00284	0.10984	0.16496	0.00551	0.11017	0.16476	0.01175	0.10276	0.16380
W (3a)	0.22270	0.22551	0.49848	0.22254	0.22757	0.49861	0.22931	0.23829	0.49737
W (3a)	0.11224	0.34046	0.84008	0.11090	0.33958	0.84001	0.10035	0.33644	0.84145

Structure 40:  $N_3W_2$  structure derived from the  $r-W_2N_3$  structure of WYL+<sup>33</sup> by removing selected tungsten atoms, as described in the text.

Space Group		$Cm - C_s^3$ (#8)			Pearson Symbol			$mC60$		
Functional		LDA			PBE			vdW-DF2		
$a, b, c$		14.96460Å	2.86583Å	15.48567Å	15.18062Å	2.90361Å	15.78788Å	15.47017Å	2.96720Å	16.07847Å
$\alpha, \beta, \gamma$		90°	93.77314°	90°	90°	94.18013°	90°	90°	94.38069°	90°
Wyckoff Positions:										
N	(2a)	0.99517	0	0.58094	0.99602	0	0.58107	0.99570	0	0.58082
N	(2a)	0.45314	0	0.24515	0.45302	0	0.24475	0.45413	0	0.24517
N	(2a)	0.55627	0	0.91518	0.55636	0	0.91543	0.55612	0	0.91452
N	(2a)	0.34083	0	0.58051	0.34173	0	0.58033	0.34193	0	0.57921
N	(2a)	0.78645	0	0.24406	0.78678	0	0.24339	0.78743	0	0.24348
N	(2a)	0.89878	0	0.91169	0.89935	0	0.91116	0.89978	0	0.91105
N	(2a)	0.66817	0	0.57503	0.66877	0	0.57338	0.66898	0	0.57461
N	(2a)	0.11076	0	0.24935	0.11015	0	0.24944	0.11087	0	0.24922
N	(2a)	0.23122	0	0.91060	0.23237	0	0.90985	0.23222	0	0.90937
N	(2a)	0.99412	0	0.41214	0.99399	0	0.41233	0.99626	0	0.41325
N	(2a)	0.44116	0	0.07843	0.44103	0	0.07790	0.44276	0	0.07798
N	(2a)	0.55608	0	0.74861	0.55553	0	0.74964	0.55374	0	0.74927
N	(2a)	0.32257	0	0.42094	0.32266	0	0.42209	0.32209	0	0.42176
N	(2a)	0.77434	0	0.08821	0.77357	0	0.08881	0.77391	0	0.08921
N	(2a)	0.88585	0	0.74506	0.88667	0	0.74454	0.88759	0	0.74392
N	(2a)	0.66144	0	0.41719	0.66062	0	0.41667	0.65863	0	0.41810
N	(2a)	0.11060	0	0.08325	0.10917	0	0.08421	0.10769	0	0.08440
N	(2a)	0.21995	0	0.75420	0.21993	0	0.75471	0.21962	0	0.75449
W	(2a)	0.00066	0	0.00267	0.00034	0	0.00274	0.09985	0	0.00183
W	(2a)	0.44498	0	0.66932	0.44569	0	0.66944	0.44506	0	0.66861
W	(2a)	0.55574	0	0.33774	0.55499	0	0.33766	0.55562	0	0.33703
W	(2a)	0.00105	0	0.82764	0.00108	0	0.82826	0.00103	0	0.82815
W	(2a)	0.43563	0	0.49117	0.43570	0	0.49189	0.43500	0	0.49089
W	(2a)	0.55575	0	0.16202	0.55494	0	0.16250	0.55564	0	0.16293
W	(2a)	0.33055	0	0.83238	0.33040	0	0.83212	0.32886	0	0.83271
W	(2a)	0.77552	0	0.49883	0.77588	0	0.49851	0.77580	0	0.49778
W	(2a)	0.88580	0	0.16572	0.88486	0	0.16561	0.88420	0	0.16681
W	(2a)	0.67165	0	0.83262	0.67244	0	0.83269	0.67223	0	0.83178
W	(2a)	0.10936	0	0.50459	0.10964	0	0.50412	0.11040	0	0.50745
W	(2a)	0.22639	0	0.16676	0.22634	0	0.16676	0.22684	0	0.16618

Structure 41:  $N_3W_2$  in the lower symmetry form of two possible structures for the mineral Bixbyite.<sup>39</sup>

Space Group	$I2_13 - T^5$ (#199)			Pearson Symbol			<i>cI80</i>		
Functional	LDA			PBE			vdW-DF2		
$a, b, c$	9.45320Å	9.45320Å	9.45320Å	9.60076Å	9.60076Å	9.60076Å	9.90521Å	9.90521Å	9.90521Å
$\alpha, \beta, \gamma$	90°	90°	90°	90°	90°	90°	90°	90°	90°
Wyckoff Positions:									
N (24c)	0.09352	0.65344	0.40160	0.09486	0.65441	0.40087	0.09447	0.64230	0.36856
N (24c)	0.36648	0.61279	0.33002	0.37024	0.61222	0.32975	0.36622	0.59398	0.35298
W (8a)	0.23169	0.76831	0.26831	0.23475	0.76525	0.26525	0.23442	0.76558	0.26558
W (12b)	0	1/4	0.47049	0	1/4	0.46694	0	1/4	0.48663
W (12b)	0	1/4	0.92970	0	1/4	0.93017	0	1/4	0.99062

Structure 42:  $N_3W_2$  in the higher symmetry form of two possible structures for the mineral Bixbyite.<sup>40</sup>

Space Group	$Ia\bar{3} - T_h^7$ (#206)			Pearson Symbol			<i>cI80</i>		
Functional	LDA			PBE			vdW-DF2		
$a, b, c$	9.49336Å	9.49336Å	9.49336Å	9.63327Å	9.63327Å	9.63327Å	9.83654Å	9.83654Å	9.83654Å
$\alpha, \beta, \gamma$	90°	90°	90°	90°	90°	90°	90°	90°	90°
Wyckoff Positions:									
N (48e)	0.11072	0.89898	0.16523	0.11017	0.89815	0.16511	0.11105	0.89584	0.16358
W (8b)	1/4	1/4	1/4	1/4	1/4	1/4	1/4	1/4	1/4
W (24d)	0.44016	0	1/4	0.43958	0	1/4	0.44515	0	1/4

Structure 43:  $N_3W_2$  constructed from the  $\delta_H^I$  NW structure of Khitrova and Pinsker,<sup>37</sup> fully filling all sites and reversing the N and W occupancies on each site. This is the  $h$ - $W_2N_3$  structure considered by WYL+,<sup>33</sup> and is the reverse of Structure 80.

Space Group	$P6_3/mmc - D_{6h}^4$ (#194)			Pearson Symbol			<i>hP10</i>		
Functional	LDA			PBE			vdW-DF2		
$a, b, c$	2.87929Å	2.87929Å	15.18835Å	2.91812Å	2.91812Å	16.75176Å	2.98189Å	2.98189Å	15.90534Å
$\alpha, \beta, \gamma$	90°	90°	120°	90°	90°	120°	90°	90°	120°
Wyckoff Positions:									
N (2c)	1/3	2/3	1/4	1/3	2/3	1/4	1/3	2/3	1/4
N (4f)	1/3	2/3	0.08182	1/3	2/3	0.09546	1/3	2/3	0.08495
W (4f)	1/3	2/3	0.65477	1/3	2/3	0.66217	1/3	2/3	0.65507

8.  $N_4W_3$  structures ( $x = 0.42857$ )

Structure 44:  $N_4W_3$  constructed constructing a  $2 \times 2 \times 2$  supercell of the WC structure (#61) and removing two nitrogen atoms in the same plane.

Space Group	$Pmm2 - C_{2v}^1$ (#25)			Pearson Symbol			$oP7$		
Functional	LDA			PBE			vdW-DF2		
$a, b, c$	2.80932Å	5.45541Å	4.91334Å	2.84553Å	5.53407Å	4.99104Å	2.90562Å	5.64162Å	5.08715Å
$\alpha, \beta, \gamma$	90°	90°	90°	90°	90°	90°	90°	90°	90°
Wyckoff Positions:									
N (2g)	0	0.26552	0.01266	0	0.26613	0.01333	0	0.26782	0.01425
N (2h)	1/2	0.25079	0.49338	1/2	0.25121	0.49293	1/2	0.25223	0.49256
W (1a)	0	0	0.31512	0	0	0.31371	0	0	0.31210
W (1b)	0	1/2	0.33156	0	1/2	0.33136	0	1/2	0.33162
W (1d)	1/2	1/2	0.84124	1/2	1/2	0.84241	1/2	1/2	0.84267

Structure 45:  $N_4W_3$  constructed by removing four tungsten atoms from a cI64 supercell of the NaCl structure.

Space Group	$Cmmm - D_{2h}^{17}$ (#63)			Pearson Symbol			$oC28$		
Functional	LDA			PBE			vdW-DF2		
$a, b, c$	8.25439Å	8.60397Å	4.13203Å	8.37442Å	8.76136Å	4.18309Å	8.60115Å	8.98633Å	4.24779Å
$\alpha, \beta, \gamma$	90°	90°	90°	90°	90°	90°	90°	90°	90°
Wyckoff Positions:									
N (4c)	0	0.12632	1/4	0	0.12542	1/4	0	0.12302	1/4
N (4c)	0	0.63028	1/4	0	0.63202	1/4	0	0.63287	1/4
N (8g)	0.25697	0.89405	1/4	0.25662	0.89446	1/4	0.25313	0.89560	1/4
W (4c)	0	0.87414	1/4	0	0.87467	1/4	0	0.87525	1/4
W (8g)	0.27051	0.14408	1/4	0.27183	0.14520	1/4	0.27590	0.14646	1/4

Structure 46:  $N_4W_3$  constructed by removing two tungsten atoms from a cF64 supercell of the NaCl structure.

Space Group	$Cmmm - D_{2h}^{19}$ (#65)			Pearson Symbol			$oC14$		
Functional	LDA			PBE			vdW-DF2		
$a, b, c$	8.15313Å	5.99794Å	2.97257Å	8.24882Å	6.10953Å	3.01259Å	8.40782Å	6.19562Å	3.11096Å
$\alpha, \beta, \gamma$	90°	90°	90°	90°	90°	90°	90°	90°	90°
Wyckoff Positions:									
N (4g)	0.26143	0	0	0.26184	0	0	0.26014	0	0
N (4j)	0	0.25090	1/2	0	0.24913	1/2	0	0.24522	1/2
W (2a)	0	0	0	0	0	0	0	0	0
W (4f)	1/4	1/4	1/2	1/4	1/4	1/2	1/4	1/4	1/2

Structure 47:  $N_4W_3$  in the  $S_3U_4$  structure.<sup>41</sup> This is the  $c$ - $W_3N_4$  structure considered by WYL+ and others.<sup>33,42,43</sup>

Space Group	$Pm\bar{3}m - O_h^1$ (#221)			Pearson Symbol			$cP7$		
Functional	LDA			PBE			vdW-DF2		
$a, b, c$	4.17013Å	4.17013Å	4.17013Å	4.22769Å	4.22769Å	4.22769Å	4.31596Å	4.31596Å	4.31596Å
$\alpha, \beta, \gamma$	90°	90°	90°	90°	90°	90°	90°	90°	90°
Wyckoff Positions:									
N (1a)	0	0	0	0	0	0	0	0	0
N (3c)	0	1/2	1/2	0	1/2	1/2	0	1/2	1/2
W (3d)	1/2	0	0	1/2	0	0	1/2	0	0

### 9. $N_6W_5$ structures ( $x = 0.45455$ )

Structure 48:  $N_6W_5$  structure derived from the  $r$ - $W_2N_3$  structure of WYL+.<sup>33</sup> This is based on Structure 35, reversing the pattern of tungsten atoms and vacancies.

Space Group	$Cm - C_s^3$ (#8)			Pearson Symbol			$mC22$		
Functional	LDA			PBE			vdW-DF2		
$a, b, c$	4.86659Å	8.44454Å	5.75306Å	4.93311Å	8.56120Å	5.84214Å	5.02889Å	8.72702Å	5.99409Å
$\alpha, \beta, \gamma$	90°	106.45362°	90°	90°	106.43974°	90°	90°	106.40344°	90°
Wyckoff Positions:									
N (2a)	0.42572	0	0.25792	0.42675	0	0.25900	0.43028	0	0.26180
N (2a)	0.58257	0	0.73599	0.58235	0	0.73517	0.58057	0	0.73263
N (4b)	0.07674	0.83417	0.73559	0.07640	0.83410	0.73474	0.07605	0.83330	0.73208
N (4b)	0.41541	0.33098	0.25793	0.41529	0.33063	0.25891	0.41414	0.32957	0.26143
W (2a)	0.83746	0	0.50235	0.83750	0	0.50264	0.83817	0	0.50465
W (4b)	0.49850	0.83336	0.99256	0.49856	0.83336	0.99206	0.49935	0.33349	0.99129
W (4b)	0.32848	0.83528	0.49178	0.32846	0.83528	0.49189	0.32795	0.33546	0.49168

### 10. $N_7W_6$ structures ( $x = 0.46154$ )

Structure 49:  $N_7W_6$  structure constructed from a  $cF64$  supercell of the NaCl structure.

Space Group	$Fm\bar{3}m - O_h^5$ (#225)			Pearson Symbol			$cF52$		
Functional	LDA			PBE			vdW-DF2		
$a, b, c$	8.24485Å	8.24485Å	8.24485Å	8.35636Å	8.35636Å	8.35636Å	8.51771Å	8.51771Å	8.51771Å
$\alpha, \beta, \gamma$	90°	90°	90°	90°	90°	90°	90°	90°	90°
Wyckoff Positions:									
N (4b)	1/2	1/2	1/2	1/2	1/2	1/2	1/2	1/2	1/2
N (24d)	0	1/4	1/4	0	1/4	1/4	0	1/4	1/4
W (24e)	0.23122	0	0	0.23068	0	0	0.22977	0	0

### 11. $N_8W_7$ structures ( $x = 0.46667$ )

Structure 50:  $N_8W_7$  structure constructed from a  $cF64$  supercell of the NaCl structure, removing one tungsten atom.

Space Group	$Fm\bar{3}m - O_h^5$ (#225)			Pearson Symbol			$cF60$		
Functional	LDA			PBE			vdW-DF2		
$a, b, c$	8.46990Å	8.46990Å	8.46990Å	8.59363Å	8.59363Å	8.59363Å	8.79478Å	8.79478Å	8.79478Å
$\alpha, \beta, \gamma$	90°	90°	90°	90°	90°	90°	90°	90°	90°
Wyckoff Positions:									
N (8c)	1/4	1/4	1/4	1/4	1/4	1/4	1/4	1/4	1/4
N (24e)	0.25622	0	0	0.25593	0	0	0.25362	0	0
W (4a)	0	0	0	0	0	0	0	0	0
W (24d)	0	1/4	1/4	0	1/4	1/4	0	1/4	1/4

Structure 51:  $N_8W_7$  structure constructed from a  $2 \times 2 \times 2$  supercell of the tungsten carbide structure (#61), removing one tungsten atom.

Space Group	$P\bar{6}m2 - D_{3h}^1$ (#187)			Pearson Symbol			$hP15$		
Functional	LDA			PBE			vdW-DF2		
$a, b, c$	5.66164Å	5.66164Å	5.55015Å	5.74123Å	5.74123Å	5.62972Å	5.86240Å	5.86240Å	5.75495Å
$\alpha, \beta, \gamma$	90°	90°	120°	90°	90°	120°	90°	90°	120°
Wyckoff Positions:									
N (2i)	2/3	1/3	0.24591	2/3	1/3	0.24538	2/3	1/3	0.24478
N (6n)	0.16684	0.33368	0.25493	0.16683	0.33368	0.25547	0.16764	0.33528	0.25771
W (1b)	0	0	0	0	0	0	0	0	0
W (3j)	0.49939	0.99878	0	0.49939	0.99876	0	0.49970	0.99940	0
W (3k)	0.49638	0.99276	1/2	0.49590	0.99180	1/2	0.49552	0.99104	1/2

### 12. $N_{13}W_{12}$ structures ( $x = 0.480$ )

Structure 52:  $N_{13}W_{12}$  structure constructed from a  $2 \times 2 \times 2$  supercell of the NbO structure, replacing one of the nitrogen vacancy sites by a nitrogen atom.

Space Group	$Im\bar{3}m - O_h^9$ (#229)			Pearson Symbol			$cI50$		
Functional	LDA			PBE			vdW-DF2		
$a, b, c$	8.19323Å	8.19323Å	8.19323Å	8.30255Å	8.30255Å	8.30255Å	8.46211Å	8.46211Å	8.46211Å
$\alpha, \beta, \gamma$	90°	90°	90°	90°	90°	90°	90°	90°	90°
Wyckoff Positions:									
N (2a)	0	0	0	0	0	0	0	0	0
N (24h)	0	0.25094	0.25094	0	0.25090	0.25090	0	0.25070	0.25070
W (12d)	0	1/2	1/4	0	1/2	1/4	0	1/2	1/4
W (12e)	0.26125	0	0	0.26217	0	0	0.26499	0	0



13. NW structures ( $x = 0.500$ )

Structure 53: NW in the NbO structure.<sup>44</sup> This structure was studied in detail by Liu, Zhou, Gall and Khare<sup>45</sup>.

Space Group	$Pm\bar{3}m - O_h^1$ (#221)			Pearson Symbol			$cP6$		
Functional	LDA			PBE			vdW-DF2		
$a, b, c$	4.07801Å	4.07801Å	4.07801Å	4.13144Å	4.13144Å	4.13144Å	4.20844Å	4.20844Å	4.20844Å
$\alpha, \beta, \gamma$	90°	90°	90°	90°	90°	90°	90°	90°	90°
Wyckoff Positions:									
N (3d)	1/2	0	0	1/2	0	0	1/2	0	0
W (3c)	0	1/2	1/2	0	1/2	1/2	0	1/2	1/2

Structure 54: NW constructed by placing N and W vacancies on a 16 atom body-centered tetragonal supercell of the NaCl structure.

Space Group	$I4mm - C_{4v}^9$ (#107)			Pearson Symbol			$tI24$		
Functional	LDA			PBE			vdW-DF2		
$a, b, c$	4.10200Å	4.10200Å	16.26180Å	4.15925Å	4.15925Å	16.47511Å	4.23932Å	4.23932Å	16.83746Å
$\alpha, \beta, \gamma$	90°	90°	90°	90°	90°	90°	90°	90°	90°
Wyckoff Positions:									
N (2a)	0	0	0.25063	0	0	0.25072	0	0	0.25101
N (2a)	0	0	0.49837	0	0	0.49951	0	0	0.50379
N (4b)	0	1/2	0.12467	0	1/2	0.12407	0	1/2	0.12202
N (4b)	0	1/2	0.37408	0	1/2	0.37401	0	1/2	0.37361
W (2a)	0	0	0.62892	0	0	0.63043	0	0	0.63508
W (2a)	0	0	0.88054	0	0	0.88116	0	0	0.88287
W (4b)	0	1/2	0.24872	0	1/2	0.24825	0	1/2	0.24710
W (4b)	0	1/2	0.49830	0	1/2	0.49776	0	1/2	0.49590

Structure 55: NW constructed by placing vacancies on an 8 atom body-centered tetragonal supercell of the NaCl structure.

Space Group	$I4mm - C_{4v}^9$ (#107)			Pearson Symbol			$tI24$		
Functional	LDA			PBE			vdW-DF2		
$a, b, c$	4.12998Å	4.12998Å	8.13034Å	4.18771Å	4.18771Å	8.24079Å	4.23955Å	4.23955Å	8.38322Å
$\alpha, \beta, \gamma$	90°	90°	90°	90°	90°	90°	90°	90°	90°
Wyckoff Positions:									
N (2a)	0	0	0.99315	0	0	0.99220	0	0	0.98872
N (4b)	0	1/2	0.25443	0	1/2	0.25473	0	1/2	0.25654
W (2a)	0	0	0.72998	0	0	0.72855	0	0	0.72503
W (4b)	0	1/2	0.00901	0	1/2	0.00989	0	1/2	0.01159

Structure 56: NW by adding one nitrogen and one tungsten atom to a 24 atom body-centered supercell of the NbO structure (#53). This is the highest symmetry crystal that can be constructed in this fashion.

Space Group	$R\bar{3}m - D_{3d}^5$ (#166)			Pearson Symbol			$hR78$		
Functional	LDA			PBE			vdW-DF2		
$a, b, c$	11.70769Å	11.70769Å	7.12262Å	11.86214Å	11.86214Å	7.22654Å	12.09841Å	12.09841Å	7.38466Å
$\alpha, \beta, \gamma$	90°	90°	120°	90°	90°	120°	90°	90°	120°
Wyckoff Positions:									
N (3a)	0	0	0	0	0	0	0	0	0
N (18f)	0.25164	0	0	0.25152	0	0	0.25091	0	0
N (18h)	-0.08700	0.08700	0.32510	-0.08686	0.08686	0.32458	-0.08597	0.08597	0.32430
W (3b)	0	0	1/2	0	0	1/2	0	0	1/2
W (18g)	0.25165	0	1/2	0.25164	0	1/2	0.25204	0	1/2
W (18h)	0.08888	-0.08888	0.16984	0.08954	-0.08954	0.17103	0.09155	-0.09155	0.17457

Structure 57: NW by removing one nitrogen and one tungsten atom from a cF64 supercell of the NaCl structure (#67), or, alternatively, by adding one nitrogen and one tungsten atom to a 12 atom face-centered supercell of the NbO structure (#53). This is the highest symmetry crystal that can be constructed in this fashion.

Space Group	$F\bar{4}3m - T_d^2$ (#216)			Pearson Symbol			$cF56$		
Functional	LDA			PBE			vdW-DF2		
$a, b, c$	8.37316Å	8.37316Å	8.37316Å	8.49476Å	8.49476Å	8.49476Å	8.68207Å	8.68207Å	8.68207Å
$\alpha, \beta, \gamma$	90°	90°	90°	90°	90°	90°	90°	90°	90°
Wyckoff Positions:									
N (4b)	1/2	1/2	1/2	1/2	1/2	1/2	1/2	1/2	1/2
N (24g)	0.49049	1/4	1/4	0.40973	1/4	1/4	0.49245	1/4	1/4
W (4d)	3/4	3/4	3/4	3/4	3/4	3/4	3/4	3/4	3/4
W (24f)	0.23053	0	0	0.22964	0	0	0.22804	0	0

Structure 58: NW in the parent of the  $\delta_H^{III}$  structure of Khitrova and Pinsker,<sup>37</sup> with the tungsten (2a) site fully occupied. The stacking is ABABACAC, with the tungsten atoms on the A sites. Compare this to the AsNi structure (#59), where the stacking is ABAC.

Space Group	$P6_3/mmc - D_{6h}^4$ (#194)			Pearson Symbol			$hP8$		
Functional	LDA			PBE			vdW-DF2		
$a, b, c$	2.82708Å	2.82708Å	11.44132Å	2.86485Å	2.86485Å	11.63195Å	2.92335Å	2.92335Å	11.93905Å
$\alpha, \beta, \gamma$	90°	90°	120°	90°	90°	120°	90°	90°	120°
Wyckoff Positions:									
N (4f)	1/3	2/3	0.12966	1/3	2/3	0.13024	1/3	2/3	0.13162
W (2a)	0	0	0	0	0	0	0	0	0
W (2b)	0	0	1/2	0	0	1/2	0	0	1/2

Structure 59: NW in the AsNi structure.<sup>46</sup> with nitrogen on the As (2c) site. Compare the stacking here to the parent of the  $\delta_{H}^{III}$  structure (#58). Kroll, Schröter and Peters<sup>29</sup> assume that this is the ground state of tungsten nitride. The reversed structure, with tungsten on the As site, is much higher in energy and is not considered here.

Space Group	$P6_3/mmc - D_{6h}^4$ (#194)			Pearson Symbol			$hP4$		
Functional	LDA			PBE			vdW-DF2		
$a, b, c$	2.81931Å	2.81931Å	5.72655Å	2.85823Å	2.85823Å	5.81546Å	2.91989Å	2.91989Å	5.95435Å
$\alpha, \beta, \gamma$	90°	90°	120°	90°	90°	120°	90°	90°	120°
Wyckoff Positions:									
N (2c)	1/3	2/3	1/4	1/3	2/3	1/4	1/3	2/3	1/4
W (2a)	0	0	0	0	0	0	0	0	0

Structure 60: NW by removing on nitrogen and one tungsten atom from a 24 atom body-centered supercell of the NbO structure (#53).

Space Group	$C2/m - C_{2h}^3$ (#12)			Pearson Symbol			$mC44$		
Functional	LDA			PBE			vdW-DF2		
$a, b, c$	7.97757Å	11.51413Å	7.02914Å	8.06566Å	11.70348Å	7.12924Å	8.19150Å	11.95035Å	7.26586Å
$\alpha, \beta, \gamma$	90°	55.74886°	90°	90°	55.88138°	90°	90°	56.02006°	90°
Wyckoff Positions:									
N (2a)	0	0	0	0	0	0	0	0	0
N (4f)	1/4	1/4	1/2	1/4	1/4	1/2	1/4	1/4	1/2
N (8j)	0.37023	0.37865	-0.24593	0.36976	0.37808	-0.24526	0.36927	0.37768	-0.24458
N (8j)	0.37560	0.12361	-0.24985	0.37568	0.12339	-0.24991	0.37583	0.12319	-0.25005
W (2d)	0	1/2	1/2	0	1/2	1/2	0	1/2	1/2
W (4e)	1/4	1/4	0	1/4	1/4	0	1/4	1/4	0
W (8j)	0.11534	0.12632	-0.24330	0.11451	0.12650	-0.24161	0.11354	0.12640	-0.24057
W (8j)	0.13360	0.36960	-0.25398	0.13413	0.36821	-0.25467	0.13558	0.36761	-0.25574

Structure 61: NW in the tungsten carbide (WC) structure. This is the  $\delta$ -WN structure studied by WYL+<sup>33</sup> and was earlier studied computationally by Suetin, Shein, and Ivanovskii.<sup>47</sup>

Space Group	$P\bar{6}m2 - D_{3h}^1$ (#187)			Pearson Symbol			$hP2$		
Functional	LDA			PBE			vdW-DF2		
$a, b, c$	2.83505Å	2.83505Å	2.86729Å	2.87255Å	2.87255Å	2.91440Å	2.93274Å	2.93274Å	2.98489Å
$\alpha, \beta, \gamma$	90°	90°	120°	90°	90°	120°	90°	90°	120°
Wyckoff Positions:									
N (1a)	0	0	0	0	0	0	0	0	0
W (1d)	1/3	2/3	1/2	1/3	2/3	1/2	1/3	2/3	1/2

Structure 62: NW in the Wurtzite structure. We arbitrarily set the  $z$  coordinate of the Nitrogen atom to zero.

Space Group	$P6_3mc - C_{6v}^4$ (#186)			Pearson Symbol			$hP4$		
Functional	LDA			PBE			vdW-DF2		
$a, b, c$	2.87871Å	2.87871Å	6.38093Å	2.92216Å	2.92216Å	6.46259Å	2.98529Å	2.98529Å	6.58033Å
$\alpha, \beta, \gamma$	90°	90°	120°	90°	90°	120°	90°	90°	120°
Wyckoff Positions:									
N (2b)	1/3	2/3	0.00000	1/3	2/3	0.00000	1/3	2/3	0.00000
W (2b)	1/3	2/3	0.31040	1/3	2/3	0.31051	1/3	2/3	0.30929



Structure 66: NW constructed by removing on nitrogen and one tungsten atom from a 12 atom face-centered cubic supercell of the NbO structure (#53).

Space Group	$I\bar{4}m2 - D_{2d}^9$ (#119)			Pearson Symbol			$tI20$		
Functional	LDA			PBE			vdW-DF2		
$a, b, c$	5.77619Å	5.77619Å	7.79654Å	5.89761Å	5.89761Å	7.86723Å	6.07122Å	6.07122Å	7.95598Å
$\alpha, \beta, \gamma$	90°	90°	90°	90°	90°	90°	90°	90°	90°
Wyckoff Positions:									
N (2a)	0	0	0	0	0	0	0	0	0
N (8h)	0.24854	0.74854	1/4	0.24969	0.74969	1/4	0.25141	0.75141	1/4
W (2d)	0	1/2	3/4	0	1/2	3/4	0	1/2	3/4
W (8g)	0.24808	0.24808	0	0.24589	0.24589	0	0.24284	0.24284	0

Structure 67: NW in the NaCl structure.

Space Group	$Fm\bar{3}m - O_h^5$ (#225)			Pearson Symbol			$cF8$		
Functional	LDA			PBE			vdW-DF2		
$a, b, c$	4.30140Å	4.30140Å	4.30140Å	4.36588Å	4.36588Å	4.36588Å	4.47404Å	4.47404Å	4.47404Å
$\alpha, \beta, \gamma$	90°	90°	90°	90°	90°	90°	90°	90°	90°
Wyckoff Positions:									
N (4a)	0	0	0	0	0	0	0	0	0
W (4b)	1/2	1/2	1/2	1/2	1/2	1/2	1/2	1/2	1/2

#### 14. $N_{12}W_{13}$ structures ( $x = 0.520$ )

Structure 68:  $N_{12}W_{13}$  structure constructed from a cI64 supercell of the NaCl structure. This is the reverse of Structure 52.

Space Group	$Im\bar{3}m - O_h^9$ (#229)			Pearson Symbol			$cI50$		
Functional	LDA			PBE			vdW-DF2		
$a, b, c$	8.22119Å	8.22119Å	8.22119Å	8.33189Å	8.33189Å	8.33189Å	8.49968Å	8.49968Å	8.49968Å
$\alpha, \beta, \gamma$	90°	90°	90°	90°	90°	90°	90°	90°	90°
Wyckoff Positions:									
N (12d)	0	1/2	1/4	0	1/2	1/4	0	1/2	1/4
N (12e)	0.26197	0	0	0.26195	0	0	0.26071	0	0
W (2a)	0	0	0	0	0	0	0	0	0
W (24h)	0	0.24713	0.24713	0	0.24703	0.24703	0	0.24651	0.24651

15.  $N_{11}W_{12}$  structures ( $x = 0.52174$ )

Structure 69:  $N_{11}W_{12}$  structure constructed from a  $ci64$  supercell of the NbO structure (#53), with one nitrogen atom removed.

Space Group	$I4/mmm - D_{4h}^{17}$ (#139)			Pearson Symbol			$tI46$		
Functional	LDA			PBE			vdW-DF2		
$a, b, c$	8.15793Å	8.15793Å	8.11911Å	8.27186Å	8.27186Å	8.21962Å	8.43054Å	8.43054Å	8.36803Å
$\alpha, \beta, \gamma$	90°	90°	90°	90°	90°	90°	90°	90°	90°
Wyckoff Positions:									
N (2a)	0	0	0	0	0	0	0	0	0
N (4c)	0	1/2	0	0	1/2	0	0	1/2	0
N (16n)	0	0.24938	0.25095	0	0.24928	0.25105	0	0.24905	0.25123
W (8f)	1/4	1/4	1/4	1/4	1/4	1/4	1/4	1/4	1/4
W (8i)	0.24874	0	0	0.24842	0	0	0.24822	0	0
W (8j)	0.24453	1/2	0	0.24361	1/2	0	0.24388	1/2	0

16.  $N_7W_8$  structures (0.53333)

Structure 70:  $N_7W_8$  structure constructed from a  $2 \times 2 \times 2$  supercell of the tungsten carbide structure (#61), removing one nitrogen atom. This is the reverse of structure 51.

Space Group	$P\bar{6}m2 - D_{3h}^1$ (#187)			Pearson Symbol			$hP15$		
Functional	LDA			PBE			vdW-DF2		
$a, b, c$	5.67605Å	5.67605Å	5.63159Å	5.75661Å	5.75661Å	5.71189Å	5.88902Å	5.88902Å	5.82678Å
$\alpha, \beta, \gamma$	90°	90°	120°	90°	90°	120°	90°	90°	120°
Wyckoff Positions:									
N (1b)	0	0	0	0	0	0	0	0	0
N (3j)	0.49759	0.99518	0	0.49754	0.99508	0	0.49737	0.49474	0
N (3k)	0.50354	0.00708	1/2	0.50363	0.00726	1/2	0.50437	0.00874	1/2
W (2i)	2/3	1/3	0.24894	2/3	1/3	0.24906	2/3	1/3	0.24904
W (6n)	0.16455	0.32911	0.24689	0.16406	0.32812	0.24627	0.16287	0.32574	0.24486

Structure 71:  $N_7W_8$  structure constructed from a  $cF64$  supercell of the NaCl structure, removing one nitrogen atom.

Space Group	$Fm\bar{3}m - O_h^5$ (#225)			Pearson Symbol			$cF60$		
Functional	LDA			PBE			vdW-DF2		
$a, b, c$	8.53345Å	8.53345Å	8.53345Å	8.66268Å	8.66268Å	8.66268Å	8.86902Å	8.86902Å	8.86902Å
$\alpha, \beta, \gamma$	90°	90°	90°	90°	90°	90°	90°	90°	90°
Wyckoff Positions:									
N (4a)	0	0	0	0	0	0	0	0	0
N (24d)	0	1/4	1/4	0	1/4	1/4	0	1/4	1/4
W (8c)	1/4	1/4	1/4	1/4	1/4	1/4	1/4	1/4	1/4
W (24e)	0.27080	0	0	0.27197	0	0	0.27402	0	0

### 17. $N_6W_7$ structures (0.53846)

Structure 72:  $N_6W_7$  structure constructed from a cF64 supercell of the NaCl structure. This is the reverse of Structure 49.

Space Group	$Fm\bar{3}m - O_h^5$ (#225)			Pearson Symbol			$cF52$		
Functional	LDA			PBE			vdW-DF2		
$a, b, c$	8.29664Å	8.29664Å	8.29664Å	8.41188Å	8.41188Å	8.41188Å	8.58961Å	8.58961Å	8.58961Å
$\alpha, \beta, \gamma$	90°	90°	90°	90°	90°	90°	90°	90°	90°
Wyckoff Positions:									
N (24e)	0.24097	0	0	0.24108	0	0	0.24233	0	0
W (4b)	1/2	1/2	1/2	1/2	1/2	1/2	1/2	1/2	1/2
W (24d)	0	1/4	1/4	0	1/4	1/4	0	1/4	1/4

Structure 73:  $N_6W_7$  approximation to the  $\delta_R^{VI}$  structure of Khitrova and Pinsker,<sup>37</sup> removing two tungsten atoms from the (6c) site of the fully occupied structure (#81).

Space Group	$P\bar{3}m1 - D_{3d}^3$ (#164)			Pearson Symbol			$hP13$		
Functional	LDA			PBE			vdW-DF2		
$a, b, c$	2.82543Å	2.82543Å	20.31923Å	2.86551Å	2.86551Å	20.61325Å	2.92660Å	2.92660Å	21.04110Å
$\alpha, \beta, \gamma$	90°	90°	120°	90°	90°	120°	90°	90°	120°
Wyckoff Positions:									
N (2c)	0	0	0.24017	0	0	0.24036	0	0	0.24050
N (2d)	1/3	2/3	-0.07193	1/3	2/3	-0.07205	1/3	2/3	-0.07219
N (2d)	1/3	2/3	0.37713	1/3	2/3	0.37735	1/3	2/3	0.37758
W (1a)	0	0	0	0	0	0	0	0	0
W (2c)	0	0	0.14197	0	0	0.14220	0	0	0.14308
W (2d)	1/3	2/3	0.55731	1/3	2/3	0.55722	1/3	2/3	0.55676
W (2d)	1/3	2/3	0.69710	1/3	2/3	0.69723	1/3	2/3	0.69738

### 18. $N_4W_5$ structures ( $x = 0.55556$ )

Structure 74:  $N_4W_5$  constructed from the  $\delta_H^I$  structure of Khitrova and Pinsker,<sup>37</sup> removing one of the (4f) W atoms. See Structure 80 for the fully-occupied structure. We arbitrarily set the first nitrogen atom at the origin.

Space Group	$P3m1 - C_{3v}^1$ (#156)			Pearson Symbol			$hP9$		
Functional	LDA			PBE			vdW-DF2		
$a, b, c$	2.84311Å	2.84311Å	14.01172Å	2.88269Å	2.88269Å	14.21584Å	2.94619Å	2.94619Å	14.49717Å
$\alpha, \beta, \gamma$	90°	90°	120°	90°	90°	120°	90°	90°	120°
Wyckoff Positions:									
N (1a)	0	0	0	0	0	0	0	0	0
N (1a)	0	0	0.81188	0	0	0.81288	0	0	0.81481
N (1b)	1/3	2/3	0.24893	1/3	2/3	0.24968	1/3	2/3	0.25068
N (1b)	1/3	2/3	0.44910	1/3	2/3	0.44901	1/3	2/3	0.44766
W (1a)	0	0	0.14555	0	0	0.14563	0	0	0.14482
W (1a)	0	0	0.34792	0	0	0.35026	0	0	0.35062
W (1a)	0	0	0.55165	0	0	0.55264	0	0	0.55469
W (1b)	1/3	2/3	-0.08904	1/3	2/3	-0.08863	1/3	2/3	-0.08818
W (1b)	1/3	2/3	0.71024	1/3	2/3	0.71034	1/3	2/3	0.70941

19.  $N_3W_4$  structures ( $x = 0.57143$ )

Structure 75:  $N_3W_4$  constructed by adding a nitrogen atom to the  $MoS_2$  structure (#89).

Space Group	$P\bar{3}m1 - D_{3d}^3$ (#164)			Pearson Symbol			$hP7$		
Functional	LDA			PBE			vdW-DF2		
$a, b, c$	2.81594Å	2.81594Å	10.92596Å	2.85399Å	2.85399Å	11.10251Å	2.91042Å	2.91042Å	11.38128Å
$\alpha, \beta, \gamma$	90°	90°	120°	90°	90°	120°	90°	90°	120°
Wyckoff Positions:									
N (1a)	0	0	0	0	0	0	0	0	0
N (2d)	1/3	2/3	0.73127	1/3	2/3	0.73068	1/3	2/3	0.72942
W (2d)	1/3	2/3	0.13324	1/3	2/3	0.13356	1/3	2/3	0.13415
W (2d)	1/3	2/3	0.39370	1/3	2/3	0.39405	1/3	2/3	0.39520

Structure 76:  $N_3W_4$  constructed by removing two nitrogen atoms from a  $cF64$  supercell of the NaCl structure. This is the reverse of structure #46.

Space Group	$Cmmm - D_{2h}^{19}$ (#65)			Pearson Symbol			$oC14$		
Functional	LDA			PBE			vdW-DF2		
$a, b, c$	8.45241Å	6.06386Å	2.94913Å	8.57987Å	6.15299Å	2.99378Å	8.78354Å	6.29248Å	3.06078Å
$\alpha, \beta, \gamma$	90°	90°	90°	90°	90°	90°	90°	90°	90°
Wyckoff Positions:									
N (2a)	0	0	0	0	0	0	0	0	0
N (4f)	1/4	1/4	1/2	1/4	1/4	1/2	1/4	1/4	1/2
W (4g)	0.27363	0	0	0.27465	0	0	0.27703	0	0
W (4j)	0	0.28070	1/2	0	0.28234	1/2	0	0.28464	1/2

Structure 77:  $N_3W_4$  constructed by removing four tungsten atoms from a  $cI64$  supercell of the NaCl structure. This is the reverse of structure #45.

Space Group	$Cmcm - D_{2h}^{17}$ (#63)			Pearson Symbol			$oC28$		
Functional	LDA			PBE			vdW-DF2		
$a, b, c$	8.47033Å	8.56238Å	4.17308Å	8.62957Å	8.69150Å	4.22634Å	8.89047Å	8.91381Å	4.30048Å
$\alpha, \beta, \gamma$	90°	90°	90°	90°	90°	90°	90°	90°	90°
Wyckoff Positions:									
N (4c)	0	0.88342	1/4	0	0.88054	1/4	0	0.87543	1/4
N (8g)	0.25033	0.14516	1/4	0.24935	0.14373	1/4	0.24699	0.14253	1/4
W (4c)	0	0.15854	1/4	0	0.16083	1/4	0	0.16497	1/4
W (4c)	0	0.61944	1/4	0	0.61742	1/4	0	0.61468	1/4
W (8g)	0.27161	0.89269	1/4	0.27405	0.89217	1/4	0.27863	0.89193	1/4



Structure 78:  $N_3W_4$  in the  $S_3U_4$  structure.<sup>41</sup> This is the reverse of Structure 47.

Space Group	$Pm\bar{3}m - O_h^1$ (#221)			Pearson Symbol			$cP7$		
Functional	LDA			PBE			vdW-DF2		
$a, b, c$	4.23177Å	4.23177Å	4.23177Å	4.29301Å	4.29301Å	4.29301Å	4.39179Å	4.39179Å	4.39179Å
$\alpha, \beta, \gamma$	90°	90°	90°	90°	90°	90°	90°	90°	90°
Wyckoff Positions:									
N (3d)	1/2	0	0	1/2	0	0	1/2	0	0
W (1a)	0	0	0	0	0	0	0	0	0
W (3c)	0	1/2	1/2	0	1/2	1/2	0	1/2	1/2

## 20. $N_8W_{11}$ structures ( $x = 0.57895$ )

Structure 79: Approximation to the  $\delta_H^I$  NW structure of Khitrova and Pinsker,<sup>37</sup> starting with the fully occupied structure #80, doubling the unit cell in the x-y plane, and removing four of the tungsten (4f) atoms.

Space Group	$P6_3mc - C_{6v}^4$ (#186)			Pearson Symbol			$hP38$		
Functional	LDA			PBE			vdW-DF2		
$a, b, c$	5.66328Å	5.66328Å	15.62088Å	5.74409Å	5.74409Å	15.85070Å	5.87612Å	5.87612Å	16.15181Å
$\alpha, \beta, \gamma$	90°	90°	120°	90°	90°	120°	90°	90°	120°
Wyckoff Positions:									
N (2b)	1/3	2/3	0.15947	1/3	2/3	0.15936	1/3	2/3	0.16031
N (2b)	1/3	2/3	0.33553	1/3	2/3	0.33473	1/3	2/3	0.33302
N (6c)	0.16433	0.32867	0.66521	0.16433	0.32867	0.66585	0.16367	0.32734	0.66711
N (6c)	0.16636	0.33273	0.83940	0.16639	0.33278	0.83904	0.16650	0.33299	0.83769
W (2b)	1/3	2/3	-0.06908	1/3	2/3	-0.06852	1/3	2/3	-0.06730
W (2b)	1/3	2/3	0.74509	1/3	2/3	0.74520	1/3	2/3	0.74482
W (6c)	0.16379	0.32758	0.06992	0.16365	0.32730	0.06950	0.16407	0.32814	0.06770
W (6c)	0.16550	0.33099	0.25054	0.16534	0.33068	0.25051	0.16525	0.33050	0.25057
W (6c)	0.16975	0.33950	0.43126	0.16989	0.33978	0.43150	0.17055	0.34110	0.43331

## 21. $N_2W_3$ structures ( $x = 0.600$ )

Structure 80:  $N_2W_3$  constructed from the  $\delta_H^I$  NW structure of Khitrova and Pinsker,<sup>37</sup> fully filling all sites. Structure 43 is the reverse of this structure.

Space Group	$P6_3/mmc - D_{6h}^4$ (#194)			Pearson Symbol			$hP10$		
Functional	LDA			PBE			vdW-DF2		
$a, b, c$	2.85563Å	2.85563Å	15.69480Å	2.89586Å	2.89586Å	15.92167Å	2.96086Å	2.96086Å	16.24555Å
$\alpha, \beta, \gamma$	90°	90°	120°	90°	90°	120°	90°	90°	120°
Wyckoff Positions:									
N (4f)	1/3	2/3	0.66195	1/3	2/3	0.66236	1/3	2/3	0.66384
W (2c)	1/3	2/3	1/4	1/3	2/3	1/4	1/3	2/3	1/4
W (4f)	1/3	2/3	0.06988	1/3	2/3	0.06949	1/3	2/3	0.06807

Structure 81:  $N_2W_3$  in the  $\delta_R^{VI}$  NW structure of Khitrova and Pinsker,<sup>37</sup> assuming the tungsten (6c) site is fully occupied.

Space Group	$R\bar{3}m - D_{3d}^5$ (#166)			Pearson Symbol			$hR15$		
Functional	LDA			PBE			vdW-DF2		
$a, b, c$	2.82823Å	2.82823Å	23.94927Å	2.86639Å	2.86639Å	24.31519Å	2.92362Å	2.92362Å	24.87295Å
$\alpha, \beta, \gamma$	90°	90°	120°	90°	90°	120°	90°	90°	120°
Wyckoff Positions:									
N (6c)	0	0	0.27238	0	0	0.27225	0	0	0.27201
W (3a)	0	0	0	0	0	0	0	0	0
W (6c)	0	0	0.11856	0	0	0.11868	0	0	0.11910

Structure 82:  $N_2W_3$  structure derived from the r- $W_2N_3$  structure of WYL+.<sup>33</sup> This is the reverse of Structure 36

Space Group	$P3_1 - C_3^2$ (#144)			Pearson Symbol			$hP30$		
Functional	LDA			PBE			vdW-DF2		
$a, b, c$	4.99245Å	4.99245Å	15.50163Å	5.07201Å	5.07201Å	15.67951Å	5.20586Å	5.20586Å	15.90401Å
$\alpha, \beta, \gamma$	90°	90°	120°	90°	90°	120°	90°	90°	120°
Wyckoff Positions:									
N (3a)	0.89493	0.78765	0.99630	0.89540	0.78825	0.99651	0.89564	0.78841	0.99781
N (3a)	0.89267	0.78977	0.82174	0.89284	0.79046	0.82043	0.89311	0.79206	0.81770
N (3a)	0.56227	0.11753	0.83379	0.56260	0.11826	0.83389	0.56235	0.11934	0.83426
N (3a)	0.22387	0.44759	0.83437	0.22424	0.44823	0.83453	0.22452	0.44969	0.83467
W (3a)	0.89359	0.76708	0.59175	0.89452	0.76645	0.59232	0.89629	0.76584	0.59332
W (3a)	0.55705	0.10707	0.59061	0.55621	0.10676	0.59137	0.55336	0.10652	0.59297
W (3a)	0.22878	0.44261	0.59051	0.23021	0.44283	0.59116	0.23398	0.44382	0.59252
W (3a)	0.87577	0.75629	0.40835	0.87316	0.75393	0.40788	0.86571	0.74725	0.40674
W (3a)	0.56420	0.10695	0.40838	0.56662	0.10674	0.40807	0.57432	0.10629	0.40727
W (3a)	0.22648	0.45923	0.40821	0.22624	0.46155	0.40784	0.22561	0.46859	0.40674

Structure 83:  $N_2W_3$  structure derived from the r- $W_2N_3$  structure of WYL+.<sup>33</sup> This is the reverse of Structure 35 We use the freedom allowed by this space group to arbitrarily set the position of one of the N (2a) atoms to the origin.

Space Group	$Cm - C_s^3$ (#8)			Pearson Symbol			$mC20$		
Functional	LDA			PBE			vdW-DF2		
$a, b, c$	4.99704Å	8.66608Å	5.39929Å	5.07694Å	8.79999Å	5.46448Å	5.21065Å	9.01177Å	6.37214Å
$\alpha, \beta, \gamma$	90°	107.41618°	90°	90°	107.44944°	90°	90°	56.26186°	90°
Wyckoff Positions:									
N (2a)	0	0	0	0	0	0	0	0	0
N (2a)	0.83602	0	0.47463	0.83553	0	0.47061	0.47385	0	0.45968
N (4b)	0.34074	0.63509	0.51175	0.34149	0.83504	0.51200	0.33206	0.33485	0.51109
W (2a)	0.42617	0	0.23455	0.42853	0	0.23340	0.20546	0	0.22867
W (2a)	0.59291	0	0.78518	0.59299	0	0.78692	0.82018	0.33083	0.78451
W (4b)	0.09974	0.83195	0.78256	0.10145	0.83165	0.78403	0.17748	0.31959	0.22759
W (4b)	0.41072	0.32373	0.23419	0.40937	0.32269	0.23290	0.32018	0.83083	0.78451

Structure 84:  $N_2W_3$  derived from the NaCl structure by removing 2/3 of the N atoms in the (111) plane. This is the reverse of Structure 38.

Space Group	$C2/m - C_{2h}^3$ (#12)			Pearson Symbol			$mC20$		
Functional	LDA			PBE			vdW-DF2		
$a, b, c$	5.12649Å	8.86756Å	5.16084Å	5.20457Å	9.00261Å	5.23588Å	5.32803Å	9.21714Å	5.35180Å
$\alpha, \beta, \gamma$	90°	109.16454°	90°	90°	109.17926°	90°	90°	109.26572°	90°
Wyckoff Positions:									
N (2a)	0	0	0	0	0	0	0	0	0
N (2d)	0	1/2	1/2	0	1/2	1/2	0	1/2	1/2
N (4h)	0	0.16121	1/2	0	0.16232	1/2	0	0.16479	1/2
W (4i)	0.28195	0	0.78064	0.28329	0	0.78136	0.28651	0	0.78245
W (8j)	0.24927	0.17739	0.21885	0.24912	0.17786	0.21660	0.24918	0.17909	0.21199

Structure 85:  $N_2W_3$  derived from the MoS<sub>2</sub> structure (#89) by removing one of the tungsten atoms. We arbitrarily set the  $z$  coordinate of the nitrogen (1a) atom to zero.

Space Group	$P3m1 - C_{3v}^1$ (#156)			Pearson Symbol			$hP5$		
Functional	LDA			PBE			vdW-DF2		
$a, b, c$	2.82742Å	2.82742Å	8.43352Å	2.86730Å	2.86730Å	8.55237Å	2.92607Å	2.92607Å	8.72264Å
$\alpha, \beta, \gamma$	90°	90°	120°	90°	90°	120°	90°	90°	120°
Wyckoff Positions:									
N (1a)	0	0	0	0	0	0	0	0	0
N (1b)	1/3	2/3	0.59188	1/3	2/3	0.59148	1/3	2/3	0.59073
W (1a)	0	0	0.44295	0	0	0.44288	0	0	0.44195
W (1b)	1/3	2/3	0.16594	1/3	2/3	0.16599	1/3	2/3	0.16634
W (1b)	1/3	2/3	0.82561	1/3	2/3	0.82489	1/3	2/3	0.82249

Structure 86:  $N_2W_3$  derived Structure 37 by reversing the positions of the nitrogen and tungsten atoms and allowing the system to relax.

Space Group	$P\bar{6}2m - D_{3h}^3$ (#189)			Pearson Symbol			$hP10$		
Functional	LDA			PBE			vdW-DF2		
$a, b, c$	4.89190Å	4.89190Å	5.54435Å	4.96500Å	4.96500Å	5.61970Å	5.07225Å	5.07225Å	5.74184Å
$\alpha, \beta, \gamma$	90°	90°	120°	90°	90°	120°	90°	90°	120°
Wyckoff Positions:									
W (1a)	0	0	0	0	0	0	0	0	0
N (1b)	0	0	1/2	0	0	1/2	0	0	1/2
N (2d)	1/3	2/3	1/2	1/3	2/3	1/2	1/3	2/3	1/2
W (6i)	0.66515	0	0.75843	0.66497	0	0.75914	0.66381	0	0.76090

### 22. $N_4W_7$ structures ( $x = 0.63636$ )

Structure 87:  $N_4W_7$  structure derived from the  $CTi_2^{35}$  structure by removing one of the tungsten atoms from Structure 95.

Space Group	$R3m - C_{3v}^5$ (#160)			Pearson Symbol			$hR33$		
Functional	LDA			PBE			vdW-DF2		
$a, b, c$	5.79011Å	5.79011Å	14.24869Å	5.87025Å	5.87025Å	14.46981Å	5.98943Å	5.98943Å	14.82145Å
$\alpha, \beta, \gamma$	90°	90°	120°	90°	90°	120°	90°	90°	120°
Wyckoff Positions:									
N (3a)	0	0	0	0	0	0	0	0	0
N (9b)	0.16537	0.33074	0.83469	0.83246	0.66491	0.16809	0.83485	0.66970	0.16865
W (3a)	0	0	0.25908	0	0	0.25984	0	0	0.26117
W (9b)	0.15601	0.31202	0.58203	0.15544	0.31088	0.58162	0.15342	0.30684	0.58061
W (9b)	0.84218	0.68437	0.41765	0.84278	0.68555	0.41738	0.84490	0.68979	0.41556

### 23. $N_8W_{15}$ structures (0.65217)

Structure 88:  $N_8W_{15}$  structure derived from a cI64 supercell of the NaCl structure and removing 8 N and 1 W atom. This is the same as Structure 98 with the removal of the W (2a) atom.

Space Group	$I4/mmm - D_{4h}^{17}$ (#139)			Pearson Symbol			$tI46$		
Functional	LDA			PBE			vdW-DF2		
$a, b, c$	8.26028Å	8.26028Å	8.14298Å	8.37655Å	8.37655Å	8.26067Å	8.55262Å	8.55262Å	8.43783Å
$\alpha, \beta, \gamma$	90°	90°	90°	90°	90°	90°	90°	90°	90°
Wyckoff Positions:									
N (4d)	0	1/2	1/4	0	1/2	1/4	0	1/2	1/4
N (4e)	0	0	0.24086	0	0	0.24109	0	0	0.24181
N (8i)	0.24831	0	0	0.24898	0	0	0.25183	0	0
W (2b)	0	0	1/2	0	0	1/2	0	0	1/2
W (4c)	0	1/2	0	0	1/2	0	0	1/2	0
W (8h)	0.25286	0.25286	0	0.25309	0.25309	0	0.25412	0.25412	0
W (16n)	0	0.24487	0.26136	0	0.24463	0.26249	0	0.24401	0.26590

### 24. $NW_2$ structures ( $x = 0.66667$ )

Structure 89:  $NW_2$  in the  $MoS_2$  structure.<sup>49</sup> Schönfeld, Huang, and Moss refer to this as the “2H”- $MoS_2$  structure.<sup>50</sup>

Space Group	$P6_3/mmc - D_{6h}^4$ (#194)			Pearson Symbol			$hP6$		
Functional	LDA			PBE			vdW-DF2		
$a, b, c$	2.83728Å	2.83728Å	10.21227Å	2.87522Å	2.87522Å	10.36922Å	2.93305Å	2.93305Å	10.58384Å
$\alpha, \beta, \gamma$	90°	90°	120°	90°	90°	120°	90°	90°	120°
Wyckoff Positions:									
N (2c)	1/3	2/3	1/4	1/3	2/3	1/4	1/3	2/3	1/4
W (4f)	1/3	2/3	0.61173	1/3	2/3	0.61159	1/3	2/3	0.61081

Structure 90:  $\text{NW}_2$  in the  $\alpha\text{MoS}_2$  structure. Schönfeld, Huang, and Moss refer to this as the “3R”- $\text{MoS}_2$  structure.<sup>50</sup> We arbitrarily set the position of the nitrogen atom to the origin. The “ $\alpha$ ” designation is from Pearson.<sup>36</sup>

Space Group	$R\bar{3}m - C_{3v}^5$ (#160)			Pearson Symbol			$hR9$		
Functional	LDA			PBE			vdW-DF2		
$a, b, c$	2.82513Å	2.82513Å	15.50656Å	2.86434Å	2.86434Å	15.72667Å	2.92087Å	2.92087Å	16.05814Å
$\alpha, \beta, \gamma$	90°	90°	120°	90°	90°	120°	90°	90°	120°
Wyckoff Positions:									
N (3a)	0	0	0	0	0	0	0	0	0
W (3a)	0	0	0.24121	0	0	0.24116	0	0	0.24085
W (3a)	0	0	0.42399	0	0	0.42416	0	0	0.42481

Structure 91:  $\text{NW}_2$  in the  $\alpha\text{Sm}$  structure.<sup>36</sup> This is the reverse of the structure Khitrova and Pinsker<sup>37</sup> call  $\delta_R^V$  (#25).

Space Group	$R\bar{3}m - D_{3d}^5$ (#166)			Pearson Symbol			$hR9$		
Functional	LDA			PBE			vdW-DF2		
$a, b, c$	2.86587Å	2.86587Å	14.94122Å	2.90423Å	2.90423Å	15.18283Å	2.95530Å	2.95530Å	15.60398Å
$\alpha, \beta, \gamma$	90°	90°	120°	90°	90°	120°	90°	90°	120°
Wyckoff Positions:									
N (3a)	0	0	0	0	0	0	0	0	0
W (6c)	0	0	0.24198	0	0	0.24172	0	0	0.24091

Structure 92:  $\text{NW}_2$  in the  $\text{Mo}_2\text{N}$  structure.<sup>30</sup> This is the reverse of Structure 19.

Space Group	$I4_1/amd - D_{4h}^{19}$ (#141)			Pearson Symbol			$tI12$		
Functional	LDA			PBE			vdW-DF2		
$a, b, c$	4.23644Å	4.23644Å	7.89086Å	4.30206Å	4.30206Å	7.98537Å	4.41275Å	4.41275Å	8.08133Å
$\alpha, \beta, \gamma$	90°	90°	90°	90°	90°	90°	90°	90°	90°
Wyckoff Positions:									
N (4a)	0	3/4	1/8	0	3/4	1/8	0	3/4	1/8
M (8e)	0	3/4	0.89014	0	3/4	0.89096	0	3/4	0.89469

Structure 93:  $\text{NW}_2$  constructed by removing 16 N atoms from a 64 atom supercell of the NaCl structure. This is the reverse of Structure 27.

Space Group	$Pm\bar{3}m - O_h^1$ (#221)			Pearson Symbol			$cI36$		
Functional	LDA			PBE			vdW-DF2		
$a, b, c$	8.30045Å	8.30045Å	8.30045Å	8.42147Å	8.42147Å	8.42147Å	8.60415Å	8.60415Å	8.60415Å
$\alpha, \beta, \gamma$	90°	90°	90°	90°	90°	90°	90°	90°	90°
Wyckoff Positions:									
N (1a)	0	0	0	0	0	0	0	0	0
N (3c)	0	1/2	1/2	0	1/2	1/2	0	1/2	1/2
N (12i)	0	0.24789	0.24789	0	0.24749	0.24749	0	0.24703	0.24703
W (6e)	0	0	0.27632	0	0	0.27708	0	0	0.27753
W (6f)	0.24987	1/2	1/2	0.24956	1/2	1/2	0.24949	1/2	1/2
W (8g)	0.26719	0.26719	0.26719	0.26812	0.26812	0.26812	0.27078	0.27078	0.27078
W (12h)	0.23775	0	1/2	0.23709	0	1/2	0.23488	0	1/2

Structure 94: NW<sub>2</sub> constructed by removing 4 N atoms from a cF64 supercell of the NaCl structure.

Space Group	$Imma - D_{2h}^{28} (\#74)$			Pearson Symbol			$oI24$		
Functional	LDA			PBE			vdW-DF2		
$a, b, c$	5.78488Å	8.33312Å	5.94700Å	5.85966Å	8.46492Å	6.03547Å	5.96447Å	8.68101Å	6.17371Å
$\alpha, \beta, \gamma$	90°	90°	90°	90°	90°	90°	90°	90°	90°
Wyckoff Positions:									
N (4a)	0	0	0	0	0	0	0	0	0
N (4c)	1/4	1/4	1/4	1/4	1/4	1/4	1/4	1/4	1/4
N (4e)	0	1/4	-0.03099	0	1/4	-0.03220	0	1/4	-0.03355
W (4e)	0	1/4	0.50858	0	1/4	0.50860	0	1/4	0.50108
W (8g)	1/4	-0.01560	1/4	1/4	-0.01676	1/4	1/4	-0.02014	1/4

Structure 95: NW<sub>2</sub> in the CTi<sub>2</sub> structure.<sup>35</sup> Suetin, Shein, and Ivanovskii<sup>51</sup> used this to approximate Hägg's  $\beta$ -NW<sub>2</sub> structure.<sup>52</sup>

Space Group	$Fd\bar{3}m - O_h^7 (\#227)$			Pearson Symbol			$hR33$		
Functional	LDA			PBE			vdW-DF2		
$a, b, c$	8.28537Å	8.28537Å	8.28537Å	8.40523Å	8.40523Å	8.40523Å	8.58784Å	8.58784Å	8.58784Å
$\alpha, \beta, \gamma$	90°	90°	90°	90°	90°	90°	90°	90°	90°
Wyckoff Positions:									
N (16c)	0	0	0	0	0	0	0	0	0
W (32e)	0.25837	0.25837	0.25837	0.25880	0.25880	0.25880	0.26006	0.26006	0.26006

Structure 96: NW<sub>2</sub> in the PbO<sub>2</sub> structure,<sup>32</sup> with W on the O sites. This is the reverse of structure #21.

Space Group	$Pbcn - D_{2h}^{14} (\#60)$			Pearson Symbol			$oP12$		
Functional	LDA			PBE			vdW-DF2		
$a, b, c$	4.83239Å	5.95042Å	5.00862Å	4.89864Å	6.04021Å	5.08151Å	5.02832Å	6.17785Å	5.16528Å
$\alpha, \beta, \gamma$	90°	90°	90°	90°	90°	90°	90°	90°	90°
Wyckoff Positions:									
N (4c)	0	0.38449	1/4	0	0.36342	1/4	0	0.39007	1/4
W (8d)	0.25662	0.36459	0.59586	0.25683	0.36342	0.59726	0.25909	0.36101	0.60113

Structure 97: NW<sub>2</sub> constructed by removing 16 W atoms from a 64 atom supercell of the NaCl structure. This is the reverse of Structure 28.

Space Group	$Pm\bar{3}m - O_h^1 (\#221)$			Pearson Symbol			$cI36$		
Functional	LDA			PBE			vdW-DF2		
$a, b, c$	8.30145Å	8.30145Å	8.30145Å	8.42169Å	8.42169Å	8.42169Å	8.60530Å	8.60530Å	8.60530Å
$\alpha, \beta, \gamma$	90°	90°	90°	90°	90°	90°	90°	90°	90°
Wyckoff Positions:									
N (1a)	0	0	0	0	0	0	0	0	0
N (3c)	0	1/2	1/2	0	1/2	1/2	0	1/2	1/2
N (12j)	1/2	0.25004	0.25004	1/2	0.25037	0.25037	1/2	0.25139	0.25139
W (6e)	0	0	0.24974	0	0	0.24959	0	0	0.24993
W (6f)	0.26765	1/2	1/2	0.26841	1/2	1/2	0.27005	1/2	1/2
W (8g)	0.23621	0.23621	0.23621	0.23542	0.23542	0.23542	0.23283	0.23283	0.23283
W (12h)	0.23520	0	1/2	0.23460	0	1/2	0.23275	0	1/2

Structure 98:  $\text{NW}_2$  structure derived from a  $\text{cI}64$  supercell of the NaCl structure and removing 8 N atoms. Eliminating the W (2a) atom leads to Structure 88.

Space Group	$I4/mmm - D_{4h}^{17}$ (#139)			Pearson Symbol			$tI46$		
Functional	LDA			PBE			vdW-DF2		
$a, b, c$	8.30627Å	8.30627Å	8.30396Å	8.41843Å	8.41843Å	8.44457Å	8.57784Å	8.57784Å	8.70889Å
$\alpha, \beta, \gamma$	90°	90°	90°	90°	90°	90°	90°	90°	90°
Wyckoff Positions:									
N (4d)	0	1/2	1/4	0	1/2	1/4	0	1/2	1/4
N (4e)	0	0	0.25218	0	0	0.25186	0	0	0.25086
N (8i)	0.25079	0	0	0.25050	0	0	0.24953	0	0
W (2a)	0	0	0	0	0	0	0	0	0
W (2b)	0	0	1/2	0	0	1/2	0	0	1/2
W (4c)	0	1/2	0	0	1/2	0	0	1/2	0
W (8h)	0.26075	0.26705	0	0.26136	0.26136	0	0.26320	0.26320	0
W (16n)	0	0.25014	0.26680	0	0.25017	0.26848	0	0.25002	0.27413

Structure 99:  $\text{NW}_2$  structure derived from a  $\text{cF}64$  supercell of the NaCl structure by removing 4 N atoms.

Space Group	$P4/mmm - D_{4h}^1$ (#123)			Pearson Symbol			$tP3$		
Functional	LDA			PBE			vdW-DF2		
$a, b, c$	2.95024Å	2.95024Å	4.13872Å	2.99277Å	2.99277Å	4.19568Å	3.05793Å	3.05793Å	4.28527Å
$\alpha, \beta, \gamma$	90°	90°	90°	90°	90°	90°	90°	90°	90°
Wyckoff Positions:									
N (1a)	0	0	0	0	0	0	0	0	0
W (1b)	0	0	1/2	0	0	1/2	0	0	1/2
W (1c)	1/2	0	0	1/2	0	0	1/2	0	0

Structure 100:  $\text{NW}_2$  constructed by removing 14 atoms from a  $\text{cI}64$  supercell of the NaCl structure. This is the reverse of Structure 15.

Space Group	$Im\bar{3}m - O_h^9$ (#229)			Pearson Symbol			$cI36$		
Functional	LDA			PBE			vdW-DF2		
$a, b, c$	7.94613Å	7.94613Å	7.94613Å	8.06722Å	8.06722Å	8.06722Å	8.22260Å	8.22260Å	8.22260Å
$\alpha, \beta, \gamma$	90°	90°	90°	90°	90°	90°	90°	90°	90°
Wyckoff Positions:									
N (12d)	1/2	1/4	0	1/2	1/4	0	1/2	1/4	0
W (24h)	0	0.25391	0.25391	0	0.25332	0.25332	0	0.25432	0.25432

Structure 101:  $NW_2$  in the  $\delta_H^{II}$  structure of Khitrova and Pinsker.<sup>37</sup> Although they list the space group as  $P\bar{3}$  rather than  $P\bar{3}m1$ , for these Wyckoff positions the space groups are identical. We choose the higher symmetry of the  $P\bar{3}m1$  space group.

Space Group	$P\bar{3}m1 - D_{3d}^3$ (#164)			Pearson Symbol			$hP9$		
Functional	LDA			PBE			vdW-DF2		
$a, b, c$	2.79023Å	2.79023Å	17.42820Å	2.83718Å	2.83718Å	17.65225Å	2.90362Å	2.90362Å	17.98092Å
$\alpha, \beta, \gamma$	90°	90°	120°	90°	90°	120°	90°	90°	120°
Wyckoff Positions:									
N (1b)	0	0	1/2	0	0	1/2	0	0	1/2
N (2d)	1/3	2/3	0.15081	1/3	2/3	0.15041	1/3	2/3	0.15010
W (2c)	0	0	0.07588	0	0	0.07574	0	0	0.07533
W (2d)	1/3	2/3	0.26246	1/3	2/3	0.26211	1/3	2/3	0.26146
W (2d)	1/3	2/3	0.41752	1/3	2/3	0.41731	1/3	2/3	0.41630

## 25. $N_2W_5$ structures ( $x = 0.71429$ )

Structure 102:  $N_2W_5$  derived from the  $MoS_2$  structure (#89) by adding a tungsten atom between the  $WNW$  layers.

Space Group	$P(-3)m1 - D_{3d}^3$ (#164)			Pearson Symbol			$hP7$		
Functional	LDA			PBE			vdW-DF2		
$a, b, c$	2.82241Å	2.82241Å	12.68652Å	2.86114Å	2.86114Å	12.87430Å	2.91671Å	2.91671Å	13.13813Å
$\alpha, \beta, \gamma$	90°	90°	120°	90°	90°	120°	90°	90°	120°
Wyckoff Positions:									
N (2d)	1/3	2/3	0.70153	1/3	2/3	0.70153	1/3	2/3	0.70184
W (1a)	0	0	0	0	0	0	0	0	0
W (2d)	1/3	2/3	0.18613	1/3	2/3	0.18624	1/3	2/3	0.18578
W (2d)	1/3	2/3	0.59003	1/3	2/3	0.58975	1/3	2/3	0.58893

## 26. $NW_3$ structures ( $x = 0.750$ )

Structure 103:  $NW_3$  starting in the Molybdate ( $MoO_3$ ) structure.<sup>20</sup> This is reverse of Structure 9. However, upon relaxation, the structure relaxed to the slightly higher symmetry  $Cmcm$  structure for all functionals.

Space Group	$Cmcm - D_{2h}^{17}$ (#63)			Pearson Symbol			$oC16$		
Functional	LDA			PBE			vdW-DF2		
$a, b, c$	4.17491Å	11.85749Å	4.15521Å	4.23377Å	12.03819Å	4.21354Å	4.32374Å	12.30623Å	4.29525Å
$\alpha, \beta, \gamma$	90°	90°	90°	90°	90°	90°	90°	90°	90°
Wyckoff Positions:									
N (4c)	0	0.07793	1/4	0	0.07740	1/4	0	0.07631	1/4
W (4c)	0	0.89899	1/4	0	0.89812	1/4	0	0.89586	1/4
W (4c)	0	0.25537	1/4	0	0.25519	1/4	0	0.25597	1/4
W (4c)	0	0.58553	1/4	0	0.58546	1/4	0	0.24403	1/4



Structure 104:  $\text{NW}_3$  in the  $\text{P}_3\text{Tc}$  structure.<sup>21</sup> This is the reverse Structure 10.

Space Group	$Pnma - D_{2h}^{16}$ (#62)			Pearson Symbol			$oP16$		
Functional	LDA			PBE			vdW-DF2		
$a, b, c$	15.70481Å	2.91338Å	4.58860Å	15.96981Å	2.93765Å	4.66695Å	16.53087Å	2.89162Å	4.87654Å
$\alpha, \beta, \gamma$	90°	90°	90°	90°	90°	90°	90°	90°	90°
Wyckoff Positions:									
N (4c)	0.33577	1/4	0.01072	0.16409	1/4	0.48794	0.33615	1/4	0.02501
N (4c)	0.11509	1/4	0.23295	0.05190	1/4	0.23991	0.44759	1/4	0.26097
W (4c)	0.44832	1/4	0.25991	0.38582	1/4	0.26846	0.10981	1/4	0.23092
W (4c)	0.22327	1/4	0.76812	0.27546	1/4	0.73136	0.22913	1/4	0.78258

### 27. $\text{NW}_4$ structures ( $x = 0.800$ )

Structure 105:  $\text{NW}_4$  in the  $\text{ReP}_4$  structure.<sup>17</sup> This is the reverse of Structure 7.

Space Group	$Pbca - D_{2h}^{15}$ (#61)			Pearson Symbol			$oP40$		
Functional	LDA			PBE			vdW-DF2		
$a, b, c$	11.56201Å	5.00816Å	9.29737Å	11.73041Å	5.08234Å	0.94300	12.69788Å	5.78622Å	9.06069Å
$\alpha, \beta, \gamma$	90°	90°	90°	90°	90°	90°	90°	90°	90°
Wyckoff Positions:									
N (8c)	0.06171	0.42239	0.37980	0.06152	0.57726	0.62045	0.18599	0.05368	0.82812
W (8c)	0.19046	0.60451	0.25656	0.19035	0.10609	0.24324	0.19797	0.42207	0.44870
W (8c)	0.18778	0.24660	0.50515	0.18735	0.75307	0.49516	0.09739	0.93228	0.49969
W (8c)	0.06899	0.77376	0.50302	0.06922	0.22590	0.49663	0.03434	0.38998	0.69789
W (8c)	0.06849	0.08909	0.24816	0.06898	0.58966	0.25204	0.00930	0.07678	0.64496

### 28. W structures ( $x = 1$ )

Structure 106: Body-centered cubic tungsten, the ground state structure.

Space Group	$Im\bar{3}m - O_h^9$ (#229)			Pearson Symbol			$cI2$		
Functional	LDA			PBE			vdW-DF2		
$a, b, c$	3.14264Å	3.14264Å	3.14264Å	3.18934Å	3.18934Å	3.18934Å	3.25029Å	3.25029Å	3.25029Å
$\alpha, \beta, \gamma$	90°	90°	90°	90°	90°	90°	90°	90°	90°
Wyckoff Positions:									
W (2a)	0	0	0	0	0	0	0	0	0

Structure 107: The  $\beta$ -W (A15) structure.

Space Group	$Pm\bar{3}n - O_h^3$ (#223)			Pearson Symbol			$cP8$		
Functional	LDA			PBE			vdW-DF2		
$a, b, c$	5.01509Å	5.01509Å	5.01509Å	5.08919Å	5.08919Å	5.08919Å	5.18500Å	5.18500Å	5.18500Å
$\alpha, \beta, \gamma$	90°	90°	90°	90°	90°	90°	90°	90°	90°
Wyckoff Positions:									
W (2a)	0	0	0	0	0	0	0	0	0
W (6d)	0	1/4	1/2	0	1/4	1/2	0	1/4	1/2

Structure 108: Face-centered cubic tungsten.

Space Group	$Fm\bar{3}m - O_h^5$ (#225)			Pearson Symbol			$cF4$		
Functional	LDA			PBE			vdW-DF2		
$a, b, c$	3.98139Å	3.98139Å	3.98139Å	4.04310Å	4.04310Å	4.04310Å	4.12107Å	4.12107Å	4.12107Å
$\alpha, \beta, \gamma$	90°	90°	90°	90°	90°	90°	90°	90°	90°
Wyckoff Positions:									
W (4a)	0	0	0	0	0	0	0	0	0

- \* michael.mehl@nrl.navy.mil  
† stefano@duke.edu
- <sup>1</sup> G. Kresse and J. Hafner, *Ab initio molecular dynamics for open-shell transition metals*, Phys. Rev. B **48**, 13115–13118 (1993).
  - <sup>2</sup> G. Kresse and J. Hafner, *Ab initio molecular-dynamics simulation of the liquid-metal/amorphous-semiconductor transition in germanium*, Phys. Rev. B **49**, 14251–14269 (1994).
  - <sup>3</sup> G. Kresse, *Ab initio Molekular Dynamik für flüssige Metalle*, Ph.D. thesis, Technische Universität Wien, Vienna (1993).
  - <sup>4</sup> P. E. Blöchl, *Projector augmented-wave method*, Phys. Rev. B **50**, 17953–17979 (1994).
  - <sup>5</sup> G. Kresse and D. Joubert, *From ultrasoft pseudopotentials to the projector augmented-wave method*, Phys. Rev. B **59**, 1758–1775 (1999).
  - <sup>6</sup> S. Curtarolo, W. Setyawan, G. L. W. Hart, M. Jahnatek, R. V. Chepulskii, R. H. Taylor, S. Wang, J. Xue, K. Yang, O. Levy, M. Mehl, H. T. Stokes, D. O. Demchenko, and D. Morgan, *AFLOW: an automatic framework for high-throughput materials discovery*, Comp. Mat. Sci. **58**, 218–226 (2012).
  - <sup>7</sup> S. Curtarolo, G. L. W. Hart, M. Buongiorno Nardelli, N. Mingo, S. Sanvito, and O. Levy, *The high-throughput highway to computational materials design*, Nature Materials **12**, 191–201 (2013).
  - <sup>8</sup> S. Curtarolo, W. Setyawan, S. Wang, J. Xue, K. Yang, R. H. Taylor, L. J. Nelson, G. L. W. Hart, S. Sanvito, M. Buongiorno Nardelli, N. Mingo, and O. Levy, *AFLOWLIB.ORG: A distributed materials properties repository from high-throughput ab initio calculations*, Comp. Mat. Sci. **58**, 227–235 (2012).
  - <sup>9</sup> M. Dion, H. Rydberg, E. Schroder, D. C. Langreth, and B. I. Lundqvist, *Van der Waals Density Functional for General Geometries*, Phys. Rev. Lett. **92**, 246401 (2004).
  - <sup>10</sup> J. Klimeš, D. R. Bowler, and A. Michaelides, *Chemical accuracy for the van der Waals density functional*, J. Phys.: Condens. Matt. **22**, 022201 (2010).
  - <sup>11</sup> J. Klimeš, D. R. Bowler, and A. Michaelides, *Van der Waals density functionals applied to solids*, Phys. Rev. B **83**, 195131 (2011).
  - <sup>12</sup> J. P. Perdew, K. Burke, and M. Ernzerhof, *Generalized Gradient Approximation Made Simple*, Phys. Rev. Lett. **77**, 3865–3868 (1996).
  - <sup>13</sup> W. Setyawan and S. Curtarolo, *High-throughput electronic band structure calculations: challenges and tools*, Comp. Mat. Sci. **49**, 299–312 (2010).
  - <sup>14</sup> M. Lax, *Symmetry Principles in Solid State and Molecular Physics* (J. Wiley, New York, 1974).
  - <sup>15</sup> J. Donohue, *The Structures of the Elements* (John Wiley & Sons, New York, 1974), chap. 8, pp. 280–288.
  - <sup>16</sup> R. L. Mills, B. Olinger, and D. T. Cromer, *Structures and phase diagrams of N<sub>2</sub> and CO to 13 GPa by x-ray diffraction*, J. Phys. Chem. **84**, 2837–2845 (1986).
  - <sup>17</sup> W. Jeitschko and R. Rühl, *Synthesis and crystal structure of diamagnetic ReP<sub>4</sub>, a polyphosphide with Re-Re pairs*, Acta Cryst. B **35**, 1953–1958 (1979).
  - <sup>18</sup> S. Aydin, Y. O. Ciftci, and A. Tatar, *Superhard transition metal tetranitrides: XN<sub>4</sub> (X = Re, Os, W)*, J. Mater. Res. **27**, 1705–1715 (2012).
  - <sup>19</sup> A. V. D. Geest and A. Kolmogorov, *Stability of 41 metalboron systems at 0 GPa and 30 GPa from first principles*, Calphad **46**, 184204 (2014).
  - <sup>20</sup> G. Andersson and A. Magnéli, *On the Crystal Structure of Molybdenum Trioxide*, Acta Chem. Scan. **4**, 793–797 (1950).
  - <sup>21</sup> R. Rühl and W. Jeitschko, *Preparation and structure of technetium triphosphide and rhenium triphosphide, isotopic polyphosphides with metal chains*, Acta Cryst. B **38**, 2784–2788 (1982).
  - <sup>22</sup> L. Song and Y.-X. Wang, *First-principles study of W, WN, WN<sub>2</sub>, and WN<sub>3</sub>*, Phys. Stat. Sol. B **247**, 54–58 (2010).
  - <sup>23</sup> H. Wang, Q. Li, Y. Li, Y. Xu, T. Cui, A. R. Oganov, and Y. Ma, *Ultra-incompressible phases of tungsten dinitride predicted from first principles*, Phys. Rev. B **79**, 132109 (2009).
  - <sup>24</sup> K. Kihara, *Thermal change in unit-cell dimensions, and a hexagonal structure of tridymite*, Z. Kristallogr. **148**, 237–253 (1975).
  - <sup>25</sup> P. Woodward, *Structures based on linked polyhedra*, Web. [http://chemistry.osu.edu/~woodward/ch754/str\\_poly.htm](http://chemistry.osu.edu/~woodward/ch754/str_poly.htm).
  - <sup>26</sup> P. P. Ewald and K. Herrman, eds., *Strukturbericht 1913-1928* (Akademische Verlagsgesellschaft M. B. H., 1931), vol. I,

- chap. C, pp. 166–169.
- 27 H.-J. Schweizer and R. Gruehn, *Synthesis and Crystal Structure of  $\beta$ -NbO<sub>2</sub>*, *Zeitschrift für Naturforschung* **37B**, 1361–1368 (1982).
  - 28 E. P. Meagher and G. A. Lager, *Polyhedral thermal expansion in the TiO<sub>2</sub> polymorphs: Refinement of the crystal structures of rutile and brookite at high temperature*, *Can. Min.* **17**, 77–85 (1979).
  - 29 P. Kroll, T. Schröter, and M. Peters, *Prediction of Novel Phases of Tantalum(V) Nitride and Tungsten(VI) Nitride That Can Be Synthesized under High Pressure and High Temperature*, *Angew. Chem. Int. Ed.* **44**, 4249–4254 (2005).
  - 30 D. A. Evans and K. H. Jack, *The  $\gamma \rightarrow \beta$  phase transformation in the Mo-N system*, *Acta Cryst.* **10**, 833–834 (1957).
  - 31 T. Siegrist and F. Hulliger, *High-temperature behavior of CoAs<sub>2</sub> and CoSb<sub>2</sub>*, *J. of Solid St. Chem.* **63**, 23–30 (1896).
  - 32 R. J. Hill, *The crystal structures of lead dioxides from the positive plate of the lead/acid battery*, *Mat. Res. Bull.* **17**, 769–784 (1982).
  - 33 S. Wang, X. Yu, Z. Lin, R. Zhang, D. He, J. Qin, J. Zhu, J. Han, L. Wang, H.-K. Mao, J. Zhang, and Y. Zhao, *Synthesis, Crystal Structure, and Elastic Properties of Novel Tungsten Nitrides*, *Chem. Mater.* **24**, 3023–3028 (2012).
  - 34 R. W. G. Wyckoff, ed., *Crystal Structures* (John Wiley & Sons, 1963), vol. I, pp. 298–306.
  - 35 H. Goretzki, *Neutron Diffraction Studies on Titanium-Carbon and Zirconium-Carbon Alloys*, *Phys. Stat. Solidi* **20**, K141–K143 (1967).
  - 36 W. B. Pearson, *The Crystal Chemistry and Physics of Metals and Alloys* (Wiley-Interscience, New York, London, Sydney, Toronto, 1972), chap. 7, pp. 309–310.
  - 37 V. I. Khitrova and Z. G. Pinsker, *Chemical Crystallography of Tungsten Nitrides and of Some Other Interesting Phases*, *Sov. Phys. Crystallogr.* **6**, 712–719 (1962).
  - 38 X. P. Du, Y. X. Wang, and V. Lo, *Investigation of tetragonal ReN<sub>2</sub> and WN<sub>2</sub> with high shear moduli from first-principles calculations*, *Phys. Lett. A* **374**, 2569–2574 (2010).
  - 39 W. Zachariasen, *Über die Kristallstruktur von Bixbyit, sowie vom künstlichen Mn<sub>2</sub>O<sub>3</sub>*, *Zeitschrift für Kristallographie* **67**, 455–464 (1928). As quoted in the American Mineralogist Crystal Structure Database, <http://rruff.geo.arizona.edu/AMS/amcsd.php>.
  - 40 H. Dachs, *Die Kristallstruktur des Bixbyits (Fe,Mn)<sub>2</sub>O<sub>3</sub>*, *Zeitschrift für Kristallographie* **107**, 370–395 (1956).
  - 41 M. Zumbusch, *Über die Strukturen des Uransulfids und der Subphosphide des Iridiums und Rhodiums*, *Z. Anorg. Allg. Chem.* **243**, 322–329 (1940).
  - 42 M. Zhang, H. Yan, Q. Wei, and H. Wang, *Mechanical and electronic properties of novel tungsten nitride*, *Europhys. Lett.* **100**, 46001 (2012).
  - 43 K. Liu, S.-M. Wang, X.-L. Zhou, and J. Chang, *Theoretical calculations for structural, elastic, and thermodynamic properties of c-W<sub>3</sub>N<sub>4</sub> under high pressure*, *J. Appl. Phys.* **114**, 063512 (2013).
  - 44 R. W. G. Wyckoff, *Crystal Structures*, vol. I (John Wiley & Sons, New York, London, Sydney, 1963), 2<sup>nd</sup> edn.
  - 45 Z. Liu, X. Zhou, D. Gall, and S. Khare, *First-principles investigation of the structural, mechanical and electronic properties of the NbO-structured 3d, 4d and 5d transition metal nitrides*, *Comput. Mater. Sci.* **84**, 365–373 (2014).
  - 46 W. B. Pearson, *The Crystal Chemistry and Physics of Metals and Alloys* (Wiley-Interscience, New York, London, Sydney, Toronto, 1972), chap. 8, pp. 452–454.
  - 47 D. V. Suetin, I. R. Shein, and A. L. Ivanovskii, *Elastic and electronic properties of hexagonal and cubic polymorphs of tungsten monocarbide WC and mononitride WN from first-principles calculations*, *Phys. Stat. Sol. B* **245**, 1590–1597 (2008).
  - 48 P. P. Ewald and K. Herrman, eds., *Strukturbericht 1913-1928* (Akademische Verlagsgesellschaft M. B. H., 1931), vol. I, chap. C, pp. 76–77.
  - 49 P. P. Ewald and K. Herrman, eds., *Strukturbericht 1913-1928* (Akademische Verlagsgesellschaft M. B. H., 1931), vol. I, chap. C, pp. 164–166.
  - 50 B. Schönfeld, J. J. Huang, and S. C. Moss, *Anisotropic mean-square displacements (MSD) in single-crystals of 2H- and 3R-MoS<sub>2</sub>*, *Acta Cryst. B* **39**, 404–407 (1983).
  - 51 D. V. Suetin, I. R. Shein, and A. L. Ivanovskii, *Electronic structure of cubic tungsten subnitride W<sub>2</sub>N in comparison to hexagonal and cubic tungsten mononitrides WN*, *Journal of Structural Chemistry* **51**, 199–203 (2010).
  - 52 G. Hägg, *X-ray Diffraction Investigations on Molybdenum and Tungsten Nitrides*, *Z. Phys. Chem. B* **7**, 339–362 (1930).