

| REPORT DOCUMENTATION PAGE   |                             |                                   |  | Form Approved<br>OMB No. 0704-0188                                  |  |
|---|-----------------------------|-----------------------------------|--|---|--|
| <small>Public reporting burden for this collection of information is estimated to average 1 hour per response, including the time for reviewing instructions, searching existing data sources, gathering and maintaining the data needed, and completing and reviewing this collection of information. Send comments regarding this burden estimate or any other aspect of this collection of information, including suggestions for reducing this burden to Department of Defense, Washington Headquarters Services, Directorate for Information Operations and Reports (0704-0188), 1215 Jefferson Davis Highway, Suite 1204, Arlington, VA 22202-4302. Respondents should be aware that notwithstanding any other provision of law, no person shall be subject to any penalty for failing to comply with a collection of information if it does not display a currently valid OMB control number. PLEASE DO NOT RETURN YOUR FORM TO THE ABOVE ADDRESS.</small> |                             |                                   |  |   |  |
| 1. REPORT DATE (DD-MM-YYYY)<br>September 2014   |                             | 2. REPORT TYPE<br>Briefing Charts |  | 3. DATES COVERED (From - To)<br>September 2014- June 2015           |  |
| 4. TITLE AND SUBTITLE<br>On the Question of Atoms and Bonds in Molecules (Briefing Charts)  |                             |                                   |  | 5a. CONTRACT NUMBER<br>In-House                                     |  |
|   |                             |                                   |  | 5b. GRANT NUMBER  |  |
|   |                             |                                   |  | 5c. PROGRAM ELEMENT NUMBER  |  |
| 6. AUTHOR(S)<br>P.W. Langhoff, J.D. Mills, J.A. Boatz, G.A. Gallup  |                             |                                   |  | 5d. PROJECT NUMBER  |  |
|   |                             |                                   |  | 5e. TASK NUMBER   |  |
|   |                             |                                   |  | 5f. WORK UNIT NUMBER<br>Q188  |  |
| 7. PERFORMING ORGANIZATION NAME(S) AND ADDRESS(ES)<br>Air Force Research Laboratory (AFMC)<br>AFRL/RQRP<br>10 E. Saturn Blvd.<br>Edwards AFB CA 93524-7680  |                             |                                   |  | 8. PERFORMING ORGANIZATION<br>REPORT NO.                            |  |
| 9. SPONSORING / MONITORING AGENCY NAME(S) AND ADDRESS(ES)<br>Air Force Research Laboratory (AFMC)<br>AFRL/RQR<br>5 Pollux Drive<br>Edwards AFB CA 93524-7048  |                             |                                   |  | 10. SPONSOR/MONITOR'S ACRONYM(S)                                    |  |
|   |                             |                                   |  | 11. SPONSOR/MONITOR'S REPORT<br>NUMBER(S)<br>AFRL-RQ-ED-VG-2015-264 |  |
| 12. DISTRIBUTION / AVAILABILITY STATEMENT<br>Distribution A: Approved for Public Release; Distribution Unlimited.   |                             |                                   |  |   |  |
| 13. SUPPLEMENTARY NOTES<br>Briefing Charts presented at the 50th Symposium on Theoretical Chemistry; University of Vienna, Vienna, Austria; 14 Sept 2014. PA#15346  |                             |                                   |  |   |  |
| 14. ABSTRACT<br><br>Briefing Charts   |                             |                                   |  |   |  |
| 15. SUBJECT TERMS   |                             |                                   |  |   |  |
| 16. SECURITY CLASSIFICATION OF:   |                             |                                   | 17. LIMITATION<br>OF ABSTRACT<br><br>SAR | 18. NUMBER<br>OF PAGES<br><br>19                                    | 19a. NAME OF<br>RESPONSIBLE PERSON<br>Jerry Boatz        |
| a. REPORT<br>Unclassified   | b. ABSTRACT<br>Unclassified | c. THIS PAGE<br>Unclassified      |  |   | 19b. TELEPHONE NO<br>(include area code)<br>661-275-5364 |

# On the Question of Atoms and Bonds in Molecules

P.W. Langhoff, Chemistry & Biochemistry, UCSD

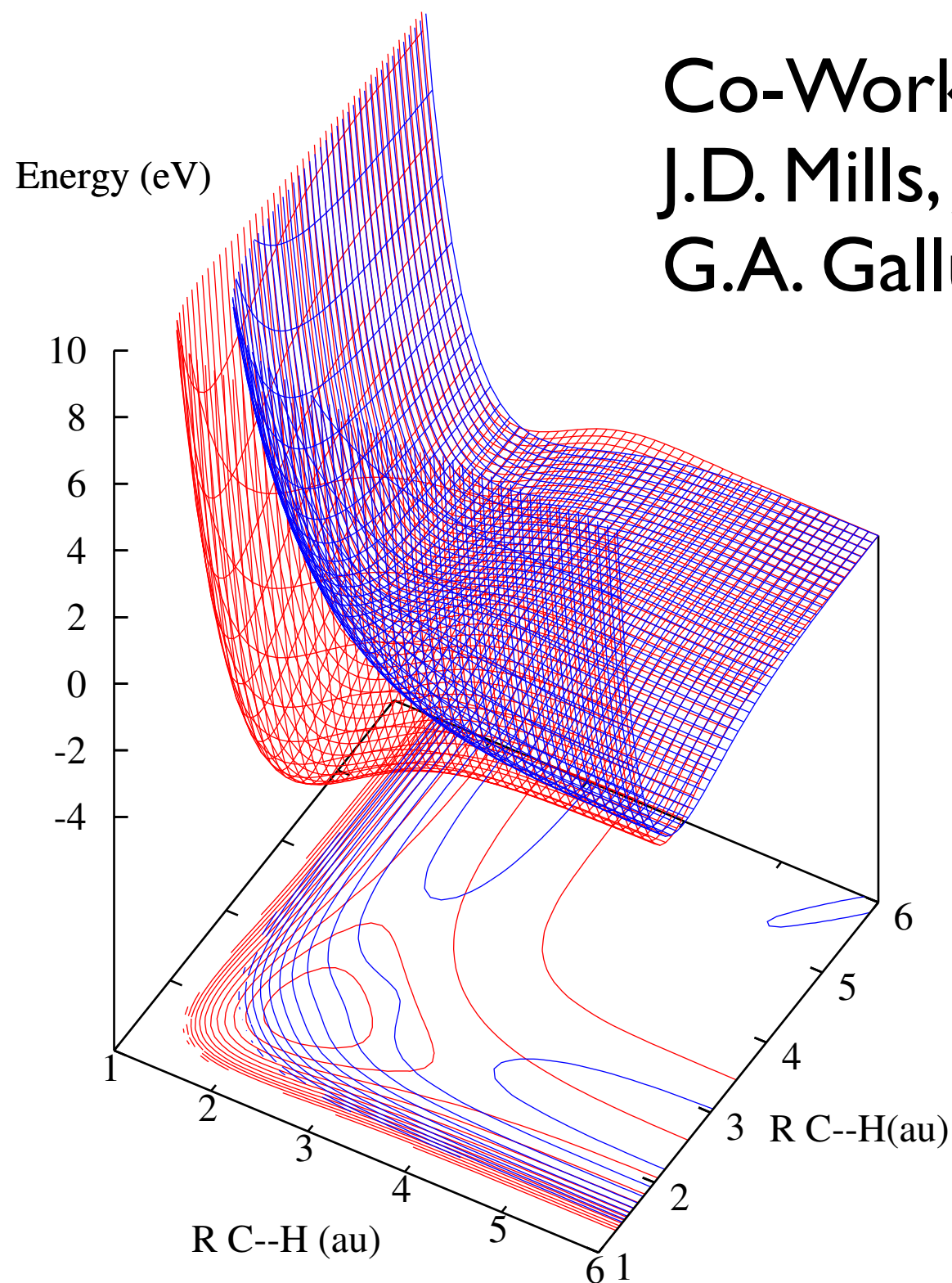
Co-Workers:

J.D. Mills, J.A. Boatz - AFRL

G.A. Gallup - UN Lincoln

Supported by: AFOSR, AFRL,  
NAS-NRC, EOARD, ASEE, NSF

50th Symposium on Theoretical  
Chemistry, University of Vienna,  
14-18 September 2014



# **Selected Opinions on Atoms and Bonds in Molecules**

“... there is a chemical bond when forces lead to formation of an independent molecular species...” Linus Pauling

“... a chemical bond is not a real thing – it is a figment of imagination which we have invented...” C.A. Coulson

“... attempts to regard a molecule as consisting of specific atoms or ionic units held together by discrete numbers of bonding electrons or electron pairs are considered as more or less meaningless...” R.S. Mulliken

“... that a molecule consists of atoms linked by a network of bonds is the cornerstone of chemical thinking...” R.F.W. Bader

“...the atom in a molecule is a vital, central chemical concept, yet forever elusive.” - R.G. Parr, P.W. Ayers, and R.S. Nalewajski

“...our insights into the nature of atoms in molecules are still preliminary, and there is still much to learn...” K. Ruedenberg and W.H.E. Schwarz

# **“Molecules are made of atoms, aren’t they”... P.A.M. Dirac**

When atoms form molecules their outer-valence orbitals melt...

Electronic charge is transferred among the atoms present...

The inner-valence atomic orbitals are also distorted to some extent...

Even core-level orbital energies are affected by molecular formation...

**What is the central obstacle to making this picture quantitative, and how can we get around this obstacle?**

“...since there is no specific assignment of the electrons occurring in the system to the nuclei involved, hence there are no atoms, isomers, conformations, etc...” - P.-O. Löwdin

“...there is no very fundamental difference between the van der Waals binding and covalent binding...” - J.C. Slater

# Atomic Eigenstate Products as a Molecular Basis

$$\Phi(r : R) = \left\{ \Phi^{(1)}(\mathbf{1}) \otimes \Phi^{(2)}(\mathbf{2}) \otimes \dots \Phi^{(N)}(\mathbf{n}) \right\}_O$$

London, Eisenschitz,... van der Waals and covalent forces

Coulson, Moffitt,... atoms in molecules and crystals

Ellison, Tully, Kuntz,... diatomics in molecules

Hirschfelder, Claverie,... exchange perturbation theory

Karplus Festschrift,... PWL, J. Phys. Chem. **100**, 2974 (1996)

Some basic theory,... Chem. Phys. Letters **358**, 231 (2002)

# Partitioning the Molecular Hamiltonian Operator

$$\hat{H}(r : R) = \sum_{\alpha=1}^N \hat{H}^{(\alpha)}(i) + \sum_{\alpha=1}^{N-1} \sum_{\beta=\alpha+1}^N \hat{V}^{(\alpha,\beta)}(i; j : R_{\alpha\beta})$$

$$\hat{H}^{(\alpha)}(i) = \sum_i^{n_\alpha} \left\{ -\frac{\hbar^2}{2m} \nabla_i^2 - \frac{Z_\alpha e^2}{r_{i\alpha}} + \sum_{i'=i+1}^{n_\alpha} \frac{e^2}{r_{ii'}} \right\}$$

$$\hat{V}^{(\alpha,\beta)}(i; j : R_{\alpha\beta}) = \frac{Z_\alpha Z_\beta e^2}{R_{\alpha\beta}} - \sum_i^{n_\alpha} \frac{Z_\beta e^2}{r_{i\beta}} - \sum_j^{n_\beta} \frac{Z_\alpha e^2}{r_{j\alpha}} + \sum_i^{n_\alpha} \sum_j^{n_\beta} \frac{e^2}{r_{ij}}$$

$$= \hat{H}^{(\alpha,\beta)}(i, j : R_{\alpha\beta}) - \hat{H}^{(\alpha,\beta)}(i, j : R_{\alpha\beta} \rightarrow \infty)$$

$$\hat{H}^{(\alpha,\beta)}(i, j : R_{\alpha\beta}) \equiv \hat{H}^{(\alpha)}(i) + \hat{H}^{(\beta)}(j) + \hat{V}^{(\alpha,\beta)}(i; j : R_{\alpha\beta})$$

Operators invariant under the subgroup  $(S_{n_1} \otimes S_{n_2} \otimes \cdots S_{n_N})$  of  $S_{n_t}$

# Hamiltonian Matrix in the Atomic-Product Basis

$$H(R) \equiv \langle \Phi(r : R) | \hat{H}(r : R) | \Phi(r : R) \rangle$$

$$= \sum_{\alpha=1}^N H^{(\alpha)} + \sum_{\alpha=1}^{N-1} \sum_{\beta=\alpha+1}^N V^{(\alpha,\beta)}(R_{\alpha\beta})$$

$$H^{(\alpha)} = \left\{ I^{(1)} \otimes I^{(2)} \otimes \dots E^{(\alpha)} \otimes \dots I^{(N)} \right\}_o$$

$$V^{(\alpha,\beta)}(R_{\alpha\beta}) = \left\{ I^{(1)} \otimes I^{(2)} \otimes \dots V_d^{(\alpha,\beta)}(R_{\alpha\beta}) \otimes \dots I^{(N)} \right\}_o$$

$$V_d^{(\alpha,\beta)}(R_{\alpha\beta}) \equiv \langle \Phi^{(\alpha,\beta)}(i, j : R_{\alpha\beta}) | \hat{V}^{(\alpha,\beta)}(i, j : R_{\alpha\beta}) | \Phi^{(\alpha,\beta)}(i, j : R_{\alpha\beta}) \rangle$$

Removing non-Pauli terms: J. Chem. Phys. **121**, 9323 (2004),

Theor. Chem. Acc. **120**, 194 (2008), J. Phys. Chem. **113** 7687 (2009)



# Universal Molecular Energy Expression

$$\Psi(r : R) \equiv \Phi(r : R) \cdot U_H(R)$$

$$E(R) \equiv U_H^\dagger(R) \cdot H(R) \cdot U_H(R)$$

$$= \sum_{\alpha=1}^N E^{(\alpha)}(R) + \sum_{\alpha=1}^{N-1} \sum_{\beta=\alpha+1}^N V^{(\alpha,\beta)}(R)$$

**Atomic energy matrices:**

$$E^{(\alpha)}(R) \equiv U_H^\dagger(R) \cdot H^{(\alpha)} \cdot U_H(R)$$

**Bond energy matrices:**

$$V^{(\alpha,\beta)}(R) \equiv U_H^\dagger(R) \cdot V^{(\alpha,\beta)}(R_{\alpha\beta}) \cdot U_H(R)$$



# Three Collinear and Triangular Hydrogen Atoms

Employ a four spin orbital basis for each atom - 1s, 2s

Construct the 64 x 64  $\mathbf{H}(\mathbf{R})$  matrix

Construct the physical part of the  $\mathbf{U}(\mathbf{R})$  matrix

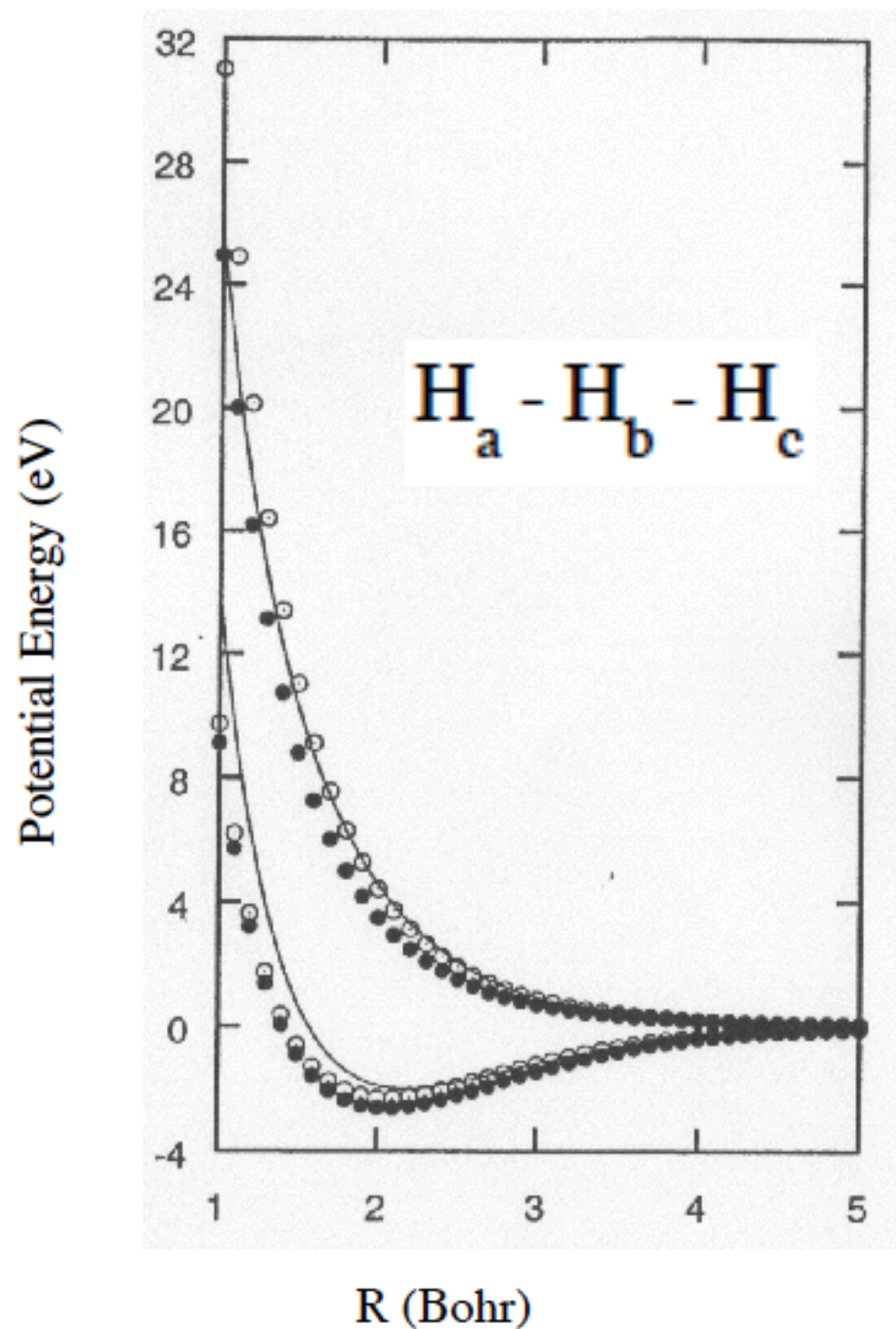
Evaluate the atomic energies and interaction potentials

$$\tilde{E}_i^{(\alpha)}(\mathbf{R}) \equiv \{\tilde{E}(\mathbf{R})\}_{ii} = \sum_{k=1}^{N_{sp}} \{\tilde{H}^{(\alpha)}\}_{kk} |\{\tilde{U}_H(\mathbf{R})\}_{ki}|^2$$

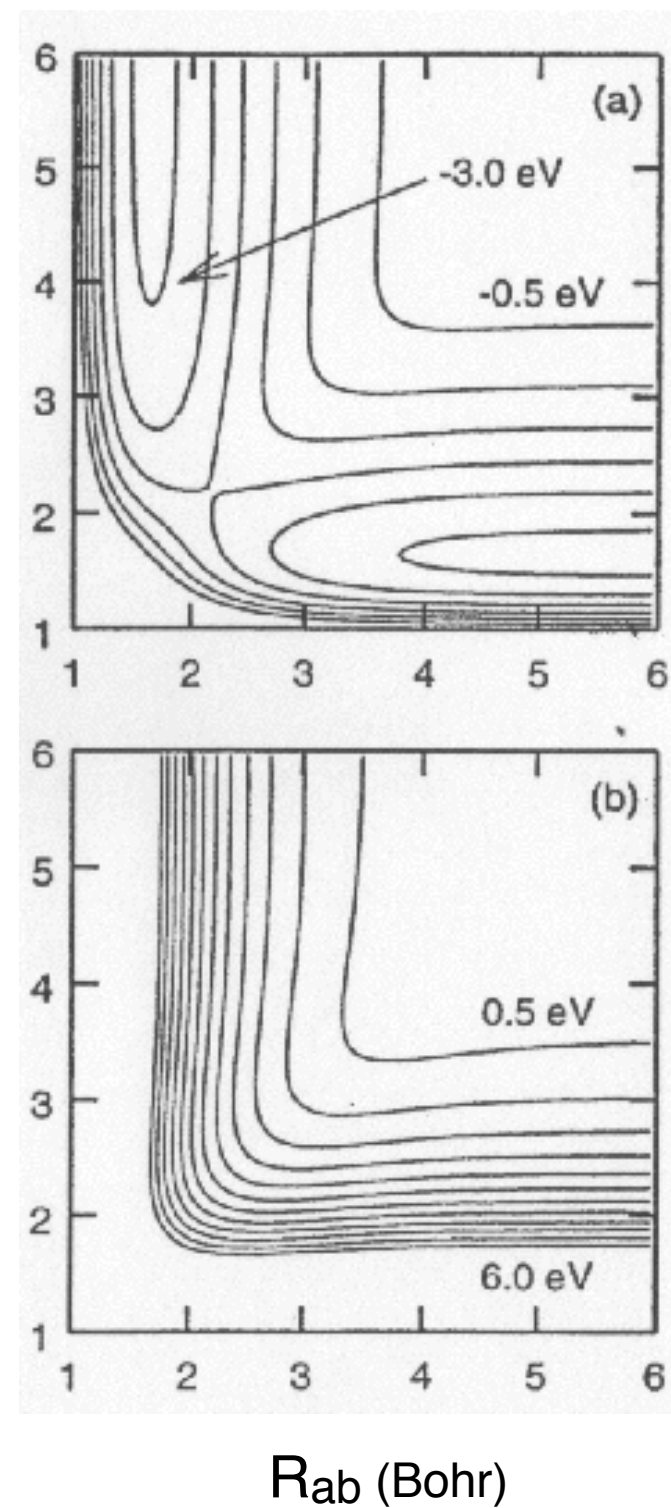
$$\tilde{V}_i^{(\alpha,\beta)}(\mathbf{R}) = \sum_{k=1}^{N_{sp}} \{\tilde{E}^{(\alpha,\beta)}(\mathbf{R}_{\alpha\beta}) - \tilde{E}^{(\alpha,\beta)}(\infty)\}_{kk} |\{\tilde{U}_H^{(\alpha,\beta)}(\mathbf{R})\}_{ki}|^2$$

where  $\alpha = a, b, c$  and  $i = 1$  to 6 out of the  $N_{sp} = 64$  molecular states

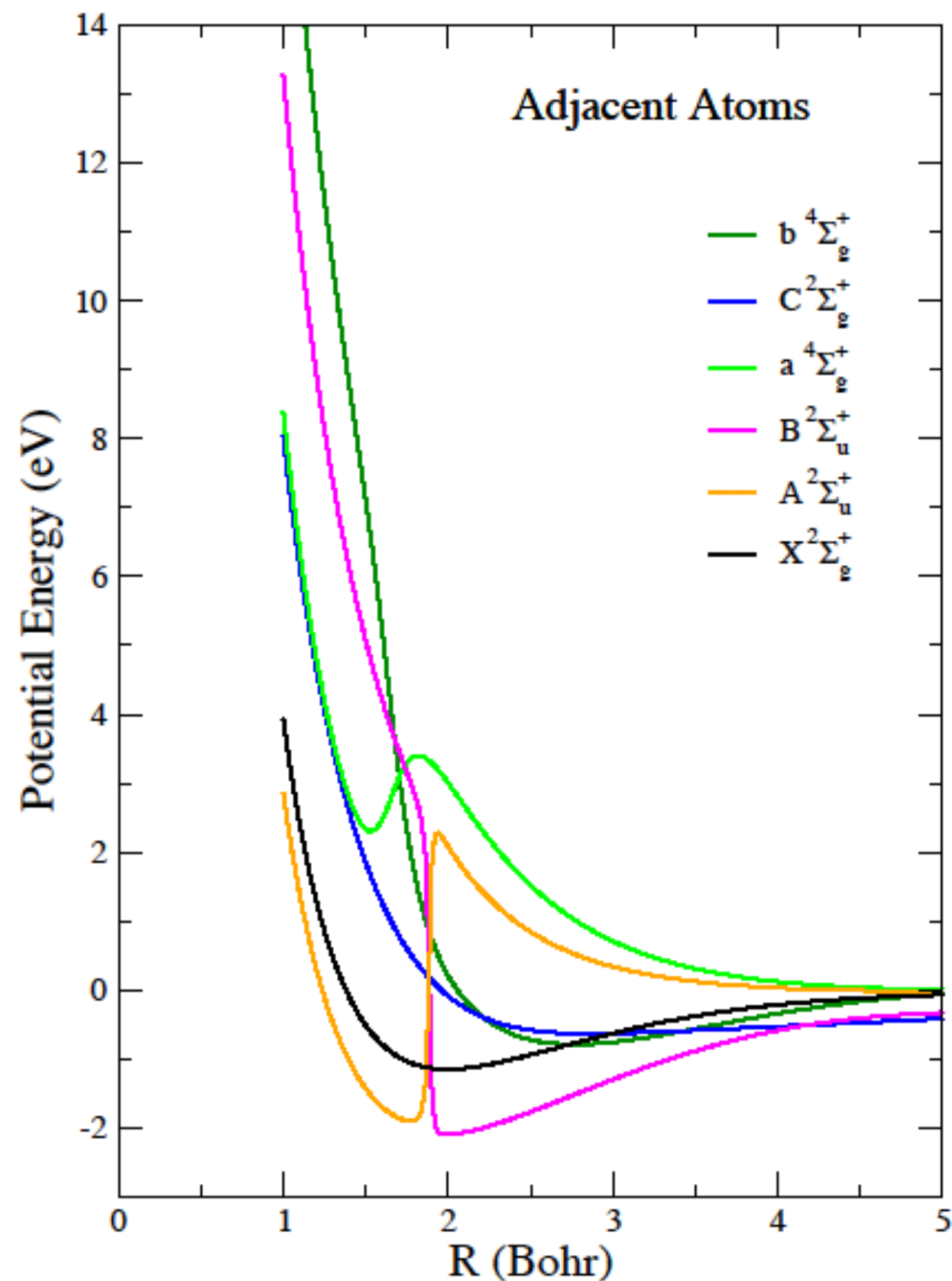
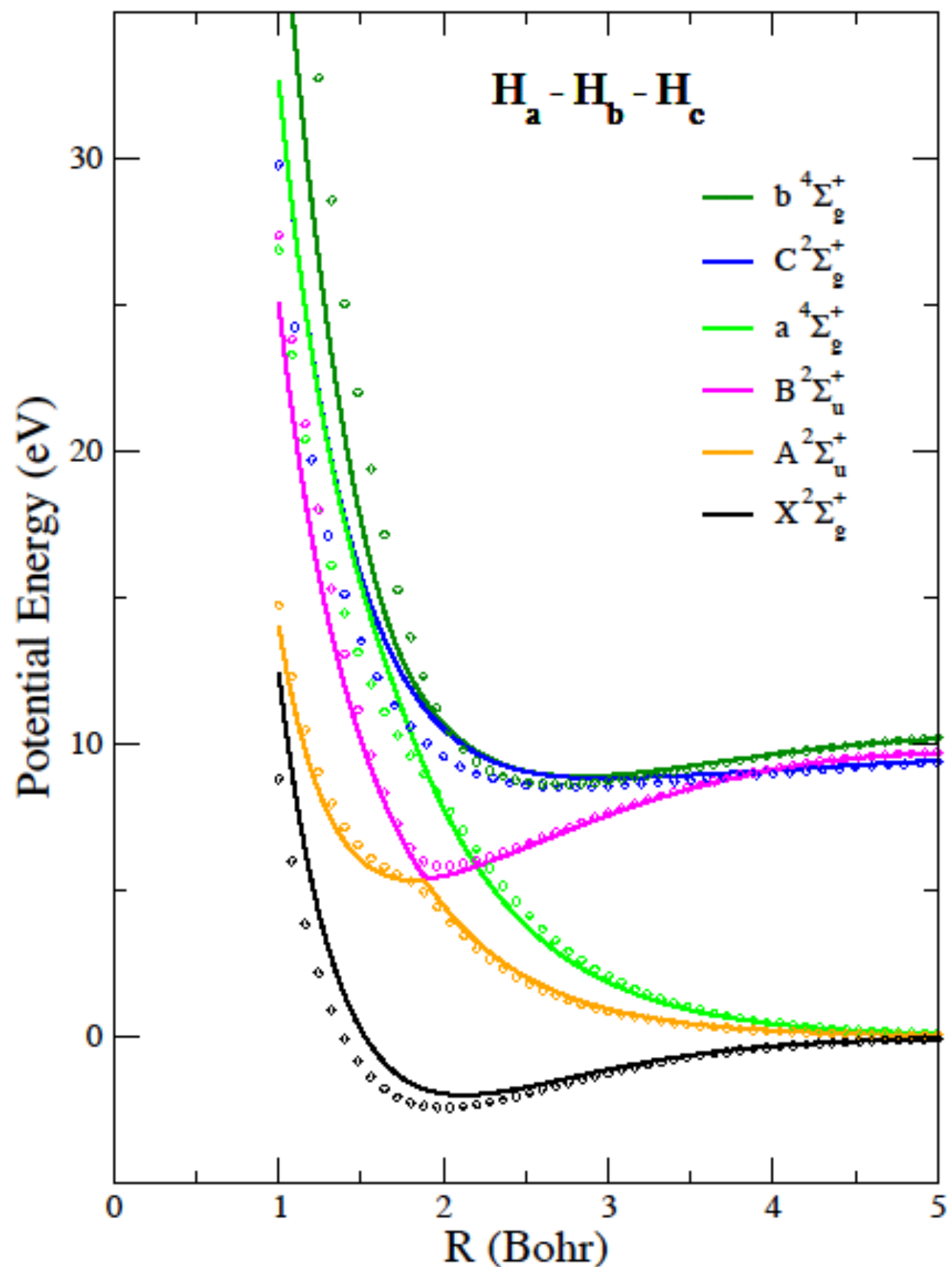
# Three Collinear Hydrogen Atoms



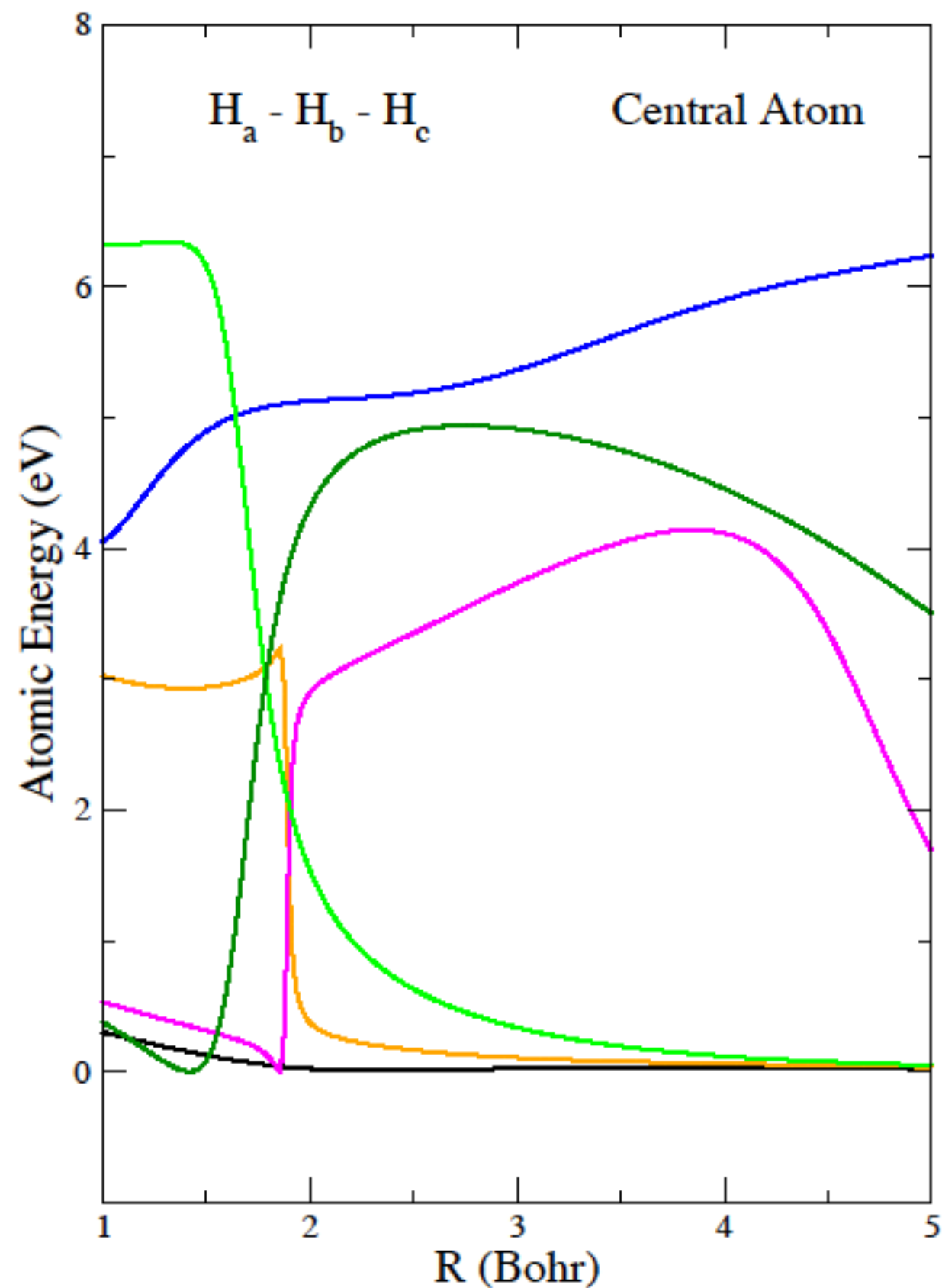
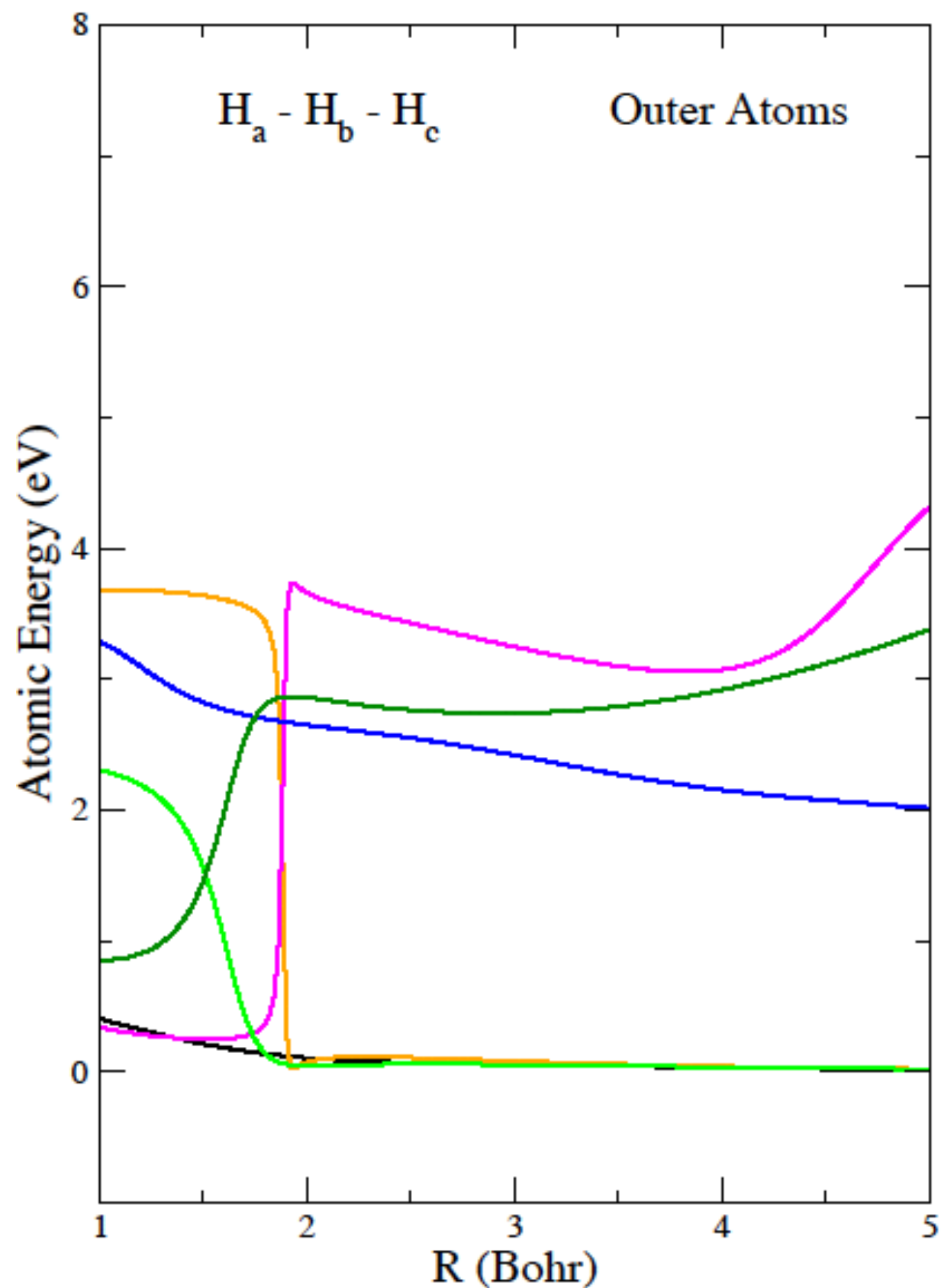
$R_{bc}$  (Bohr)



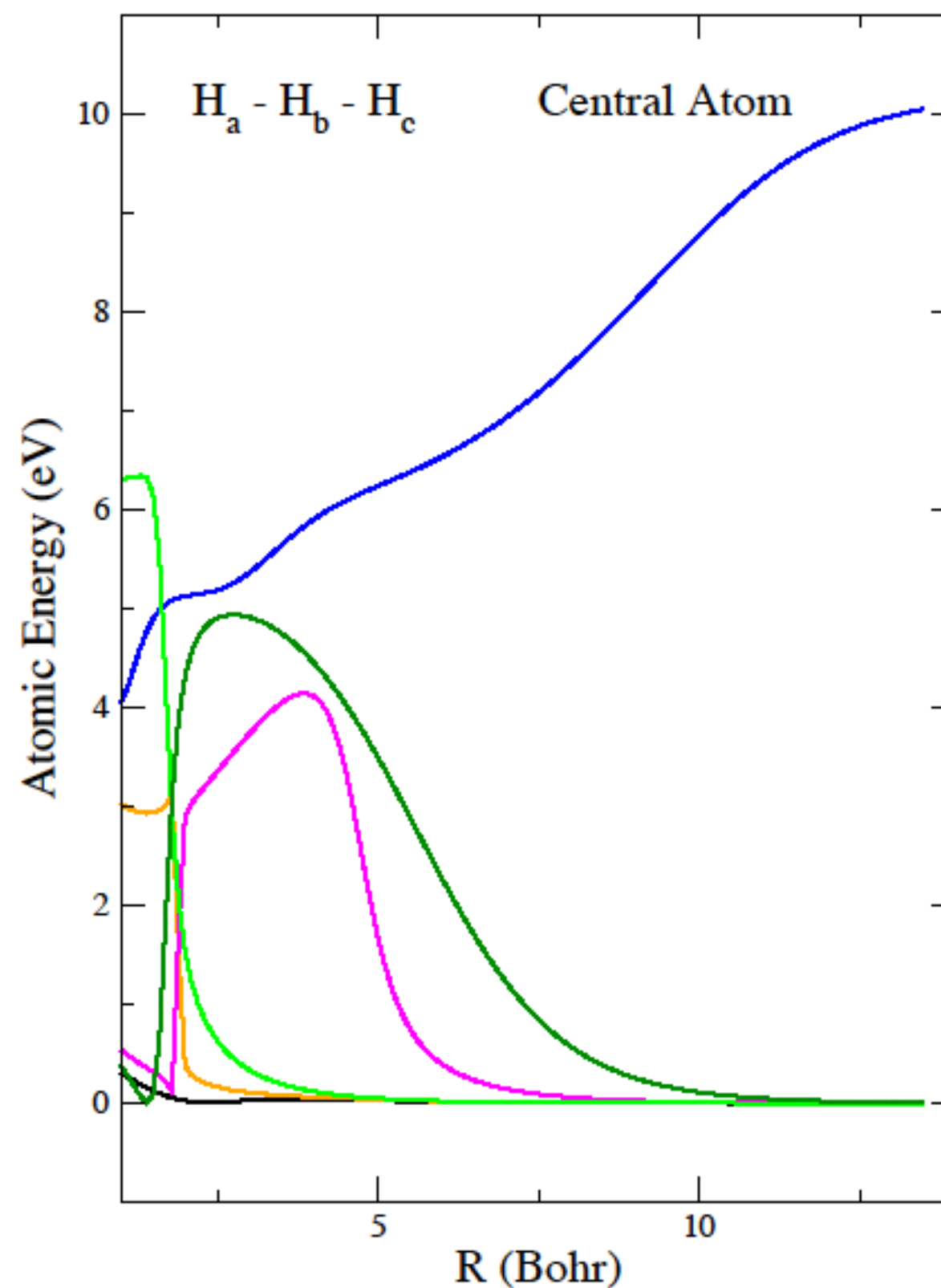
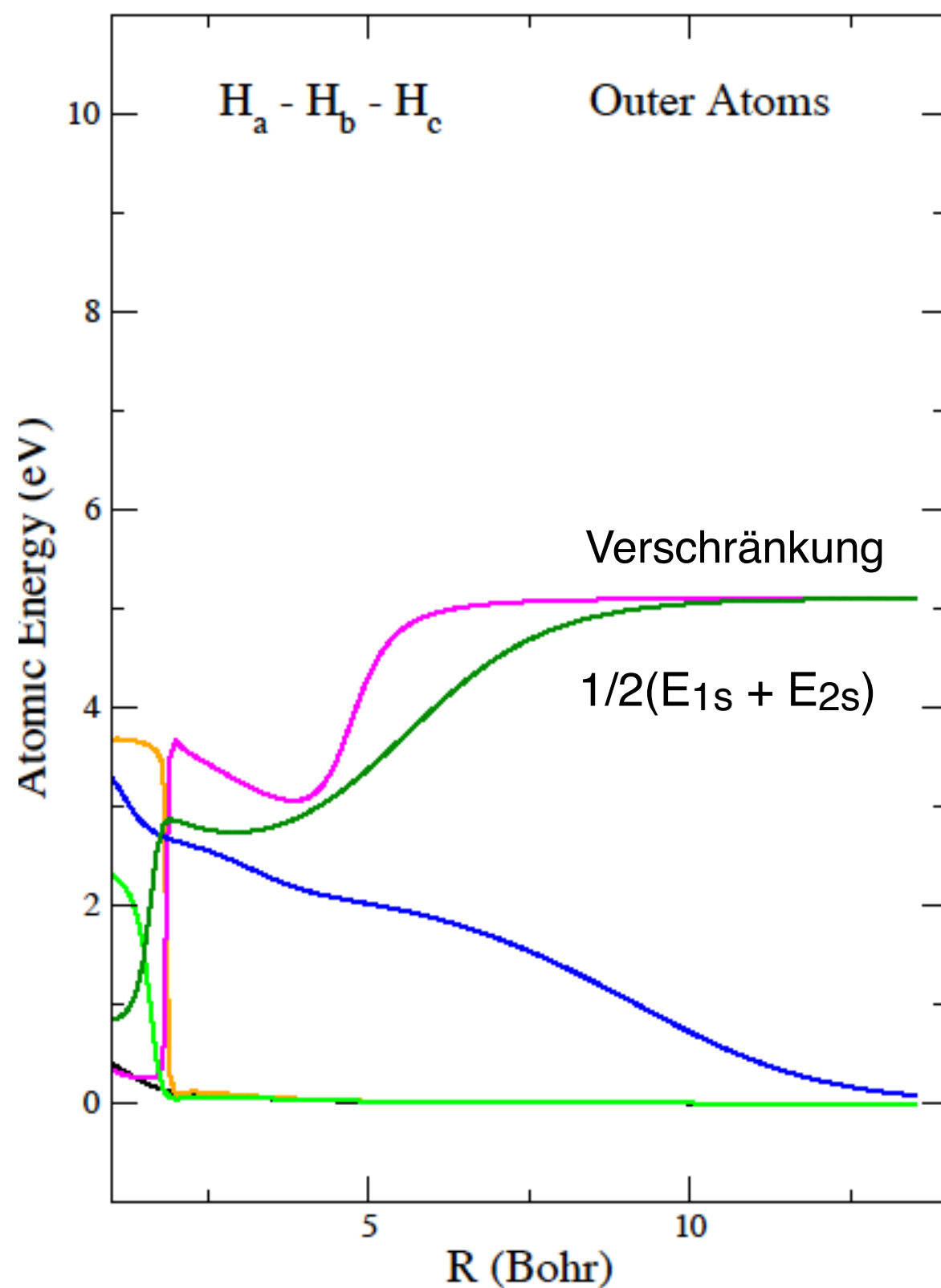
Low-lying potential energy curves and surfaces in collinear  $H_3$



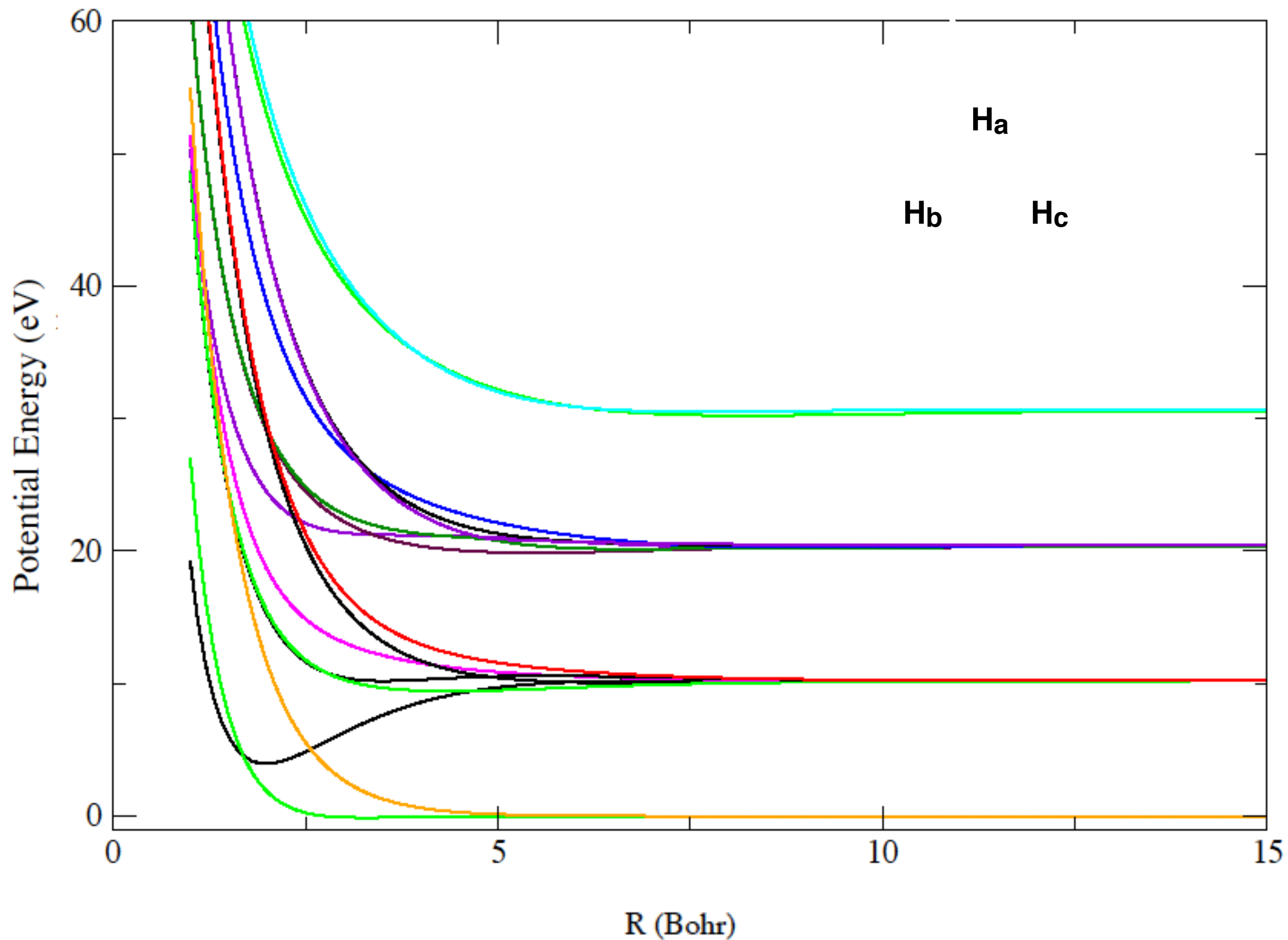
Potential energy curves and bonding potentials in symmetric collinear  $H_3$  using four spin orbitals for each atom (1s,2s) giving a 64-term product basis



Outer- and central-atom promotion energies in 1s2s symmetric collinear  $H_3$

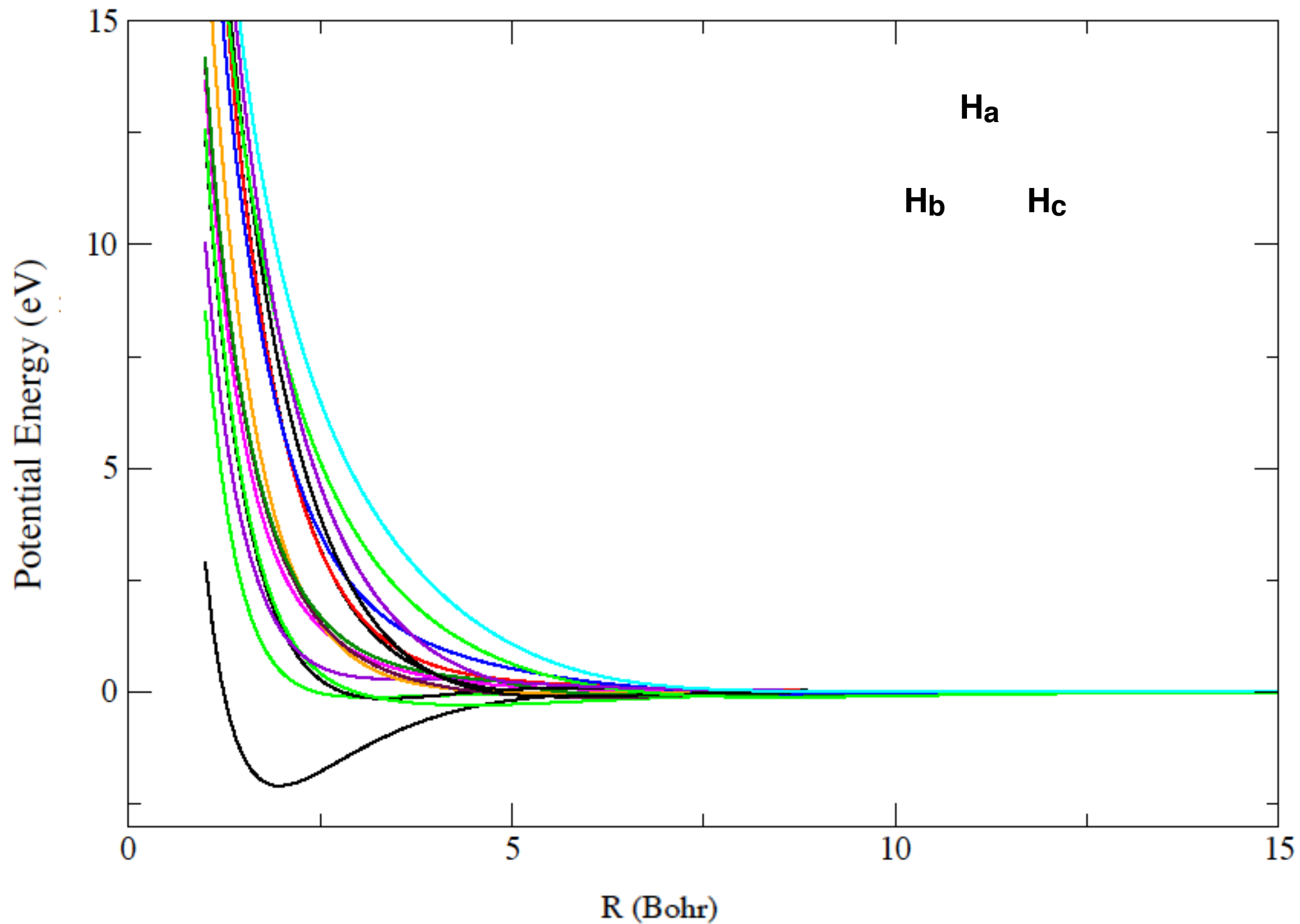


Outer- and central-atom promotion energies in 1s2s symmetric collinear  $H_3$



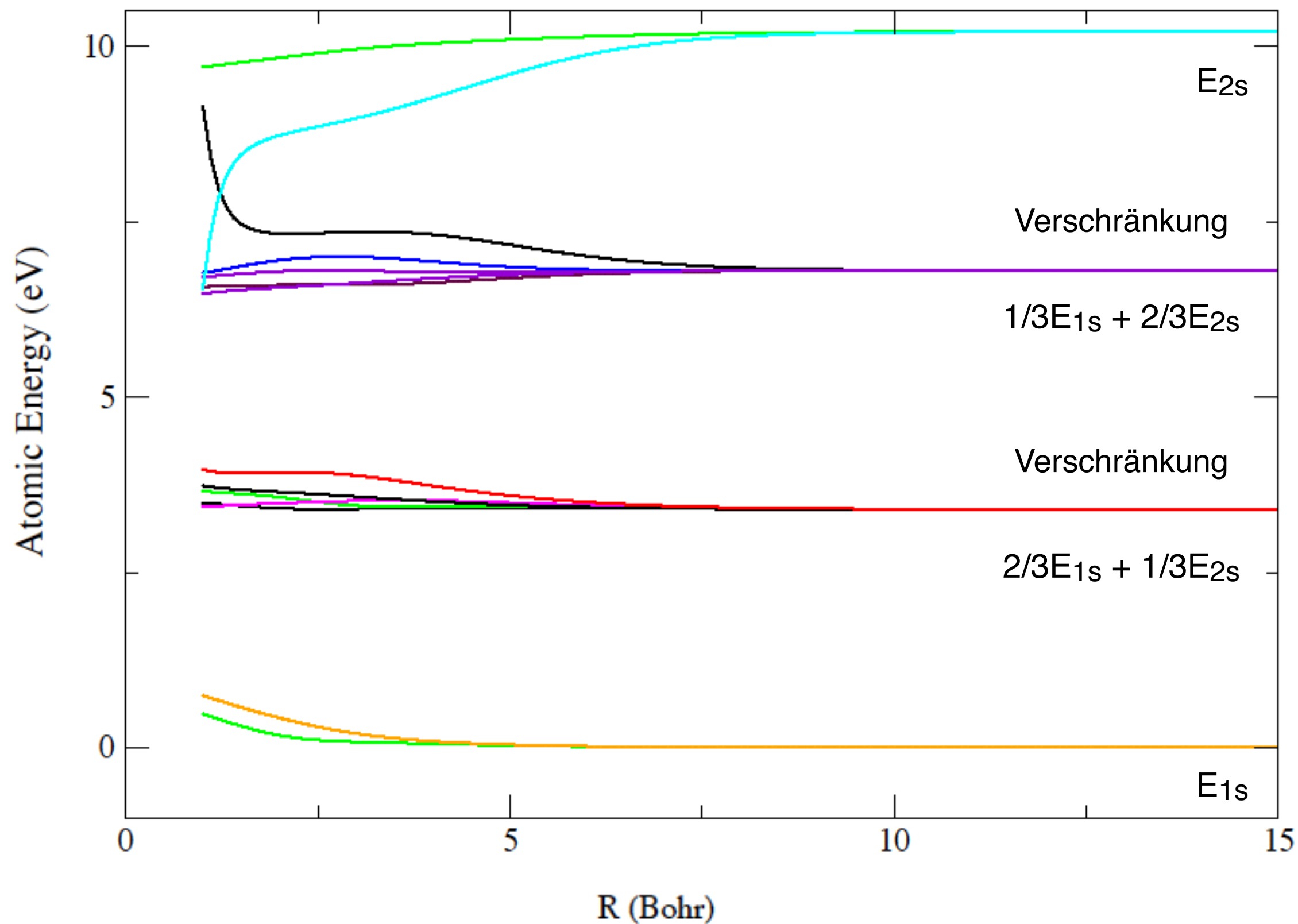
Total potential energy curves in triangular  $D_{3h}$   $1s2s$  molecular  $H_3$





Bonding energies in triangular  $D_{3h}$   $1s2s$  molecular  $\text{H}_3$





Atomic (a,b,c) promotion energies in triangular  $D_{3h}$   $1s2s$  molecular  $H_3$

# Summary Remarks

An atomic representation is employed in which atoms are well defined in molecules

Potential energy surfaces are partitioned into atomic and bonding energy surfaces

Atomic and interaction energies are evaluated as conventional expectation values

Electronic charge is distributed through promotion into virtually excited atomic states

Implementation is provided for calculations in conventional finite subspaces

Illustrative applications describe atomic promotion and bonding in the H<sub>3</sub> molecule

Net bonding potential energies are seen to accommodate atomic promotion energies

Excited molecular eigenstates include “path-dependent” atomic entanglements

Measurement of atomic energies upon coherent dissociation can test the AIM concept

“...the chemical bond is not so simple as some people seem to think...”

# Selected References

- ``Spectral Theory of Physical and Chemical Binding," J. Phys. Chem. **100**, 2974-2984 (1996).
- ``Spectral Theory of the Chemical Bond," Chem. Phys. Lett. **358**, 231-236 (2002).
- ``Spectral Theory of Chemical Bonding," in Low-Lying Potential Energy Surfaces, Hoffmann, M.R.; Dyall, K.G. Eds., ACS Symposium Series 828: Washington, DC, USA, 2002; Chapter 10, pp. 221-237.
- ``Atomic Spectral Methods for Molecular Electronic Structure Calculations," J. Chem. Phys. **121**, 9323-9342 (2004).
- ``Applications of Löwdin's Metric Matrix: Atomic Spectral Methods for Electronic Structure Calculations," in Fundamental World of Quantum Chemistry: A Tribute to the Memory of Per-Olov Löwdin, edited by Erkki Brandas and Eugene S. Kryachko (Kluwer Academic, Dordrecht, 2004), Vol. 3, pp. 97-114.
- ``Spectral-Product Methods for Molecular Electronic Structure Calculations," Theor. Chem. Accounts **120**, 199-213 (2008).
- ``Atomic Spectral-Product Representations of Molecular Electronic Structure: Metric Matrices and Atomic-Product Compositions of Molecular Eigenstates," J. Phys. Chem. **113**, 7687-7697 (2009).
- ``Quantum-Mechanical Definition of Atoms and Chemical Bonds in Molecules," Mol. Phys. (submitted for publication); Preprints - [planghoff@mail.ucsd.edu](mailto:planghoff@mail.ucsd.edu)

The most beautiful experience we can  
have is the mysterious.

Albert Einstein