



Defense Threat Reduction Agency
8725 John J. Kingman Road, MS
6201 Fort Belvoir, VA 22060-6201



DTRA-TR-16-6

TECHNICAL REPORT

Transformation and Self-Similarity Properties of Gamma and Weibull Fragment Size Distributions

Distribution Statement A. Approved for public release, distribution is unlimited.

December 2015

HDTRA1-11-D-0004

Culbert B. Laney

Prepared by:
Engility Corporation
8211 Terminal Road
Suite 1000
Lorton, VA 22079

DESTRUCTION NOTICE:

Destroy this report when it is no longer needed.
Do not return to sender.

PLEASE NOTIFY THE DEFENSE THREAT REDUCTION
AGENCY, ATTN: DTRIAC/ J9STT, 8725 JOHN J. KINGMAN ROAD,
MS-6201, FT BELVOIR, VA 22060-6201, IF YOUR ADDRESS
IS INCORRECT, IF YOU WISH IT DELETED FROM THE
DISTRIBUTION LIST, OR IF THE ADDRESSEE IS NO
LONGER EMPLOYED BY YOUR ORGANIZATION.

REPORT DOCUMENTATION PAGE				<i>Form Approved</i> OMB No. 0704-0188	
<small>Public reporting burden for this collection of information is estimated to average 1 hour per response, including the time for reviewing instructions, searching existing data sources, gathering and maintaining the data needed, and completing and reviewing this collection of information. Send comments regarding this burden estimate or any other aspect of this collection of information, including suggestions for reducing this burden to Department of Defense, Washington Headquarters Services, Directorate for Information Operations and Reports (0704-0188), 1215 Jefferson Davis Highway, Suite 1204, Arlington, VA 22202-4302. Respondents should be aware that notwithstanding any other provision of law, no person shall be subject to any penalty for failing to comply with a collection of information if it does not display a currently valid OMB control number. PLEASE DO NOT RETURN YOUR FORM TO THE ABOVE ADDRESS.</small>					
1. REPORT DATE (DD-MM-YYYY)		2. REPORT TYPE		3. DATES COVERED (From - To)	
4. TITLE AND SUBTITLE				5a. CONTRACT NUMBER	
				5b. GRANT NUMBER	
				5c. PROGRAM ELEMENT NUMBER	
6. AUTHOR(S)				5d. PROJECT NUMBER	
				5e. TASK NUMBER	
				5f. WORK UNIT NUMBER	
7. PERFORMING ORGANIZATION NAME(S) AND ADDRESS(ES)				8. PERFORMING ORGANIZATION REPORT NUMBER	
9. SPONSORING / MONITORING AGENCY NAME(S) AND ADDRESS(ES)				10. SPONSOR/MONITOR'S ACRONYM(S)	
				11. SPONSOR/MONITOR'S REPORT NUMBER(S)	
12. DISTRIBUTION / AVAILABILITY STATEMENT					
13. SUPPLEMENTARY NOTES					
14. ABSTRACT					
15. SUBJECT TERMS					
16. SECURITY CLASSIFICATION OF:			17. LIMITATION OF ABSTRACT	18. NUMBER OF PAGES	19a. NAME OF RESPONSIBLE PERSON
a. REPORT	b. ABSTRACT	c. THIS PAGE			19b. TELEPHONE NUMBER (include area code)

UNIT CONVERSION TABLE

U.S. customary units to and from international units of measurement^{*}

U.S. Customary Units	<div style="display: flex; align-items: center; justify-content: center;"> <div style="margin-right: 10px;"> </div> Multiply by </div> <div style="display: flex; align-items: center; justify-content: center;"> <div style="margin-right: 10px;"> </div> Divide by[†] </div>	International Units
Length/Area/Volume		
inch (in)	2.54 × 10 ⁻²	meter (m)
foot (ft)	3.048 × 10 ⁻¹	meter (m)
yard (yd)	9.144 × 10 ⁻¹	meter (m)
mile (mi, international)	1.609 344 × 10 ³	meter (m)
mile (nmi, nautical, U.S.)	1.852 × 10 ³	meter (m)
barn (b)	1 × 10 ⁻²⁸	square meter (m ²)
gallon (gal, U.S. liquid)	3.785 412 × 10 ⁻³	cubic meter (m ³)
cubic foot (ft ³)	2.831 685 × 10 ⁻²	cubic meter (m ³)
Mass/Density		
pound (lb)	4.535 924 × 10 ⁻¹	kilogram (kg)
unified atomic mass unit (amu)	1.660 539 × 10 ⁻²⁷	kilogram (kg)
pound-mass per cubic foot (lb ft ⁻³)	1.601 846 × 10 ¹	kilogram per cubic meter (kg m ⁻³)
pound-force (lbf avoirdupois)	4.448 222	newton (N)
Energy/Work/Power		
electron volt (eV)	1.602 177 × 10 ⁻¹⁹	joule (J)
erg	1 × 10 ⁻⁷	joule (J)
kiloton (kt) (TNT equivalent)	4.184 × 10 ¹²	joule (J)
British thermal unit (Btu) (thermochemical)	1.054 350 × 10 ³	joule (J)
foot-pound-force (ft lbf)	1.355 818	joule (J)
calorie (cal) (thermochemical)	4.184	joule (J)
Pressure		
atmosphere (atm)	1.013 250 × 10 ⁵	pascal (Pa)
pound force per square inch (psi)	6.984 757 × 10 ³	pascal (Pa)
Temperature		
degree Fahrenheit (°F)	[T(°F) - 32]/1.8	degree Celsius (°C)
degree Fahrenheit (°F)	[T(°F) + 459.67]/1.8	kelvin (K)
Radiation		
curie (Ci) [activity of radionuclides]	3.7 × 10 ¹⁰	per second (s ⁻¹) [becquerel (Bq)]
roentgen (R) [air exposure]	2.579 760 × 10 ⁻⁴	coulomb per kilogram (C kg ⁻¹)
rad [absorbed dose]	1 × 10 ⁻²	joule per kilogram (J kg ⁻¹) [gray (Gy)]
rem [equivalent and effective dose]	1 × 10 ⁻²	joule per kilogram (J kg ⁻¹) [sievert (Sv)]

^{*} Specific details regarding the implementation of SI units may be viewed at <http://www.bipm.org/en/si/>.

[†] Multiply the U.S. customary unit by the factor to get the international unit. Divide the international unit by the factor to get the U.S. customary unit.

Table of Contents

1. Introduction.....	1
2. Size Distributions	2
3. Average Sizes	4
4. General Three-Parameter Form	6
4.1 Introduction.....	6
4.2 Transformation Expressions	7
4.3 Self-Similarity Condition 1	8
4.4 Self-Similarity Condition 2	12
4.5 Self-Similarity Condition 3	13
5. Alternative Three-Parameter Form	14
5.1 Introduction.....	14
5.2 Transformation Expressions	14
5.3 Self-Similarity Condition 1	15
5.4 Self-Similarity Condition 2	16
5.5 Self-Similarity Condition 3	17
6. Two-Parameter Form: Gamma Size Distributions	18
6.1 Introduction.....	18
6.2 Transformation Expressions	19
6.3 Self-Similarity Condition 1	20
6.4 Self-Similarity Condition 2	23
6.5 Self-Similarity Condition 3	24
7. Two-Parameter Form: Weibull Size Distributions.....	26
7.1 Introduction.....	26
7.2 Transformation Expressions	27
7.3 Self-Similarity Condition 1	28
7.4 Self-Similarity Condition 2	30
7.5 Self-Similarity Condition 3	31
8. Modified Gamma and Weibull Distributions.....	31

9. Comparisons to Test Data	32
9.1 Gamma Size Distributions	32
9.2 Weibull Size Distributions	36
9.3 Gamma vs. Weibull vs. Root Normal Size Distributions	41
10. Conclusions	45
References	46

Table of Figures

Figure 1. An example showing that Gamma size distributions may be approximately the same regardless of normalization	25
Figure 2. Gamma size distributions vs. small size spread test data for spray atomization taken from Pimentel et. al. (2010)	33
Figure 3. Gamma size distributions vs. medium size spread test data for spray atomization taken from Li & Tankin (1987) and Tishkoff (1979)	34
Figure 4. Gamma size distributions vs. large size spread test data for spray atomization taken from Turner & Moulton (1953)	35
Figure 5. Weibull size distributions vs. small size spread test data for spray atomization taken Pimentel et. al. (2010)	37
Figure 6. Negative (inverse) Weibull size distributions vs. small size spread test data for spray atomization taken Pimentel et. al. (2010)	38
Figure 7. Weibull size distributions vs. medium size spread test data for spray atomization taken from Li & Tankin (1987) and Tishkoff (1979)	39
Figure 8. Weibull size distributions vs. large size spread test data for spray atomization taken from Turner & Moulton (1953)	40
Figure 9. Type II Gamma, Weibull, and root normal size distributions vs. small size spread test data for spray atomization taken from Pimentel et. al. (2010)	42
Figure 10. Type II Gamma, Weibull, and root normal size distributions vs. medium size spread test data for spray atomization taken from Li & Tankin (1987) and Tishkoff (1979)	43
Figure 11. Type II Gamma, Weibull, and root normal size distributions vs. large size spread test data for spray atomization taken from Turner & Moulton (1953)	44

Table of Tables

Table 1a. Rosin-Rammler size distributions expressed in terms of F and f	7
Table 1b. Rosin-Rammler size distributions expressed in terms of F_M and f_M	7
Table 2. Relationships among parameters for Rosin-Rammler size distributions which ensure the correct D_{avg} and M_{avg}	9
Table 3. Relationships among parameters for Rosin-Rammler size distributions which ensure the correct $D_{M avg}$ and $M_{M avg}$	9
Table 4. Relationships among parameters for Rosin-Rammler size distributions which ensure the correct D'_{avg} and M'_{avg}	10
Table 5. Relationships among parameters for Rosin-Rammler distributions which ensure the correct $D'_{M avg}$ and $M'_{M avg}$	11
Table 6. Ratios of averages for Rosin-Rammler size distributions.....	12
Table 7. Recommended parameter range for Rosin-Rammler size distributions	13
Table 8a. Alternative three-parameter size distributions expressed in terms of F and f	14
Table 8b. Alternative three-parameter size distributions expressed in terms of F_M and f_M	14
Table 9. Relationships among parameters for alternative three-parameter size distributions which ensure the correct D_{avg} and M_{avg}	15
Table 10. Relationships among parameters for alternative three-parameter size distributions which ensure the correct $D_{M avg}$ and $M_{M avg}$	16
Table 11. Ratios of averages for alternative three-parameter size distributions	17
Table 12a. Type II Gamma distributions for expressed in terms of F and f	20
Table 12b. Type II Gamma distributions expressed in terms of F_M and f_M	20
Table 13. Parameters for Gamma size distributions which ensure the correct D_{avg} and M_{avg}	21
Table 14. Parameters for Gamma size distributions which ensure the correct $D_{M avg}$ and $M_{M avg}$	23
Table 15. Ratios of averages for selected Gamma size distributions.....	24
Table 16a. Type II Weibull size distributions expressed in terms of F and f	27
Table 16b. Type II Weibull size distributions expressed in terms of F_M and f_M	27
Table 17. Parameters for Weibull distributions which ensure the correct D_{avg} and M_{avg}	28
Table 18. Parameters for Weibull distributions which ensure the correct $D_{M avg}$ and $M_{M avg}$	29
Table 19a. Ratios of averages for Type I and II Weibull distributions.....	30
Table 19b. Ratios of averages for Type III and IV Weibull distributions	30
Table 20. Summary of transformation and self-similarity conditions	45

Transformation and Self-Similarity Properties of Gamma and Weibull Fragment Size Distributions

Culbert B. Laney¹

Engility Corp., 8211 Terminal Rd, Lorton, VA 22079 U.S.A.

Abstract: *This paper describes properties of two-parameter Gamma and Weibull size distributions, of the type commonly used for liquid and solid fragmentation. Starting with general three-parameter forms, this paper systematically derives, categorizes, and compares logical variations on two-parameter Gamma and Weibull size distributions. Based on comparisons with test data, rare variants may sometimes perform as well as, or better than, well-known variants. Gamma distributions have traditionally been used for liquid fragmentation while Weibull distributions have traditionally been used for solid fragmentation. Based on comparisons with test data, Gamma and Weibull distributions appear to be equally applicable to both liquid and solid fragmentation.*

Keywords: fragment size distributions, aerosol size distributions, Gamma size distributions, Weibull size distributions, Rosin-Rammler size distributions, Nukiyama-Tanasawa size distributions, generalized Gamma size distributions, root normal size distributions, Mott-Linfoot size distributions, universal size distributions

1. Introduction

This paper describes the transformation and self-similarity properties of a wide range of two-parameter Gamma and Weibull size distributions, including those commonly used for liquid and solid fragmentation. Transformation properties have been previously explored in, e.g., Paloposki (1991). Self-similarity (normalization) properties have been previously explored in, e.g., Lee et. al. (2004). The current treatment expands on these earlier treatments.

Size distributions are commonly written in eight different forms. As defined here, the *transformation condition* requires that all eight forms have, at most, mild (integrable) singularities. It would not make physical sense for a size distribution to be well-behaved in one ordinary form but to experience severe (non-integrable) singularities in another ordinary form. As shown here, Gamma and Weibull size distributions, as classes, satisfy the transformation condition over a broad range of parameter space.

Bennett (1936) suggested expressing fragment size distributions in normalized forms, i.e., with the independent variable divided by a characteristic or average size. As a typical outcome, Levy et. al. (2010) observed: “astonishingly, a simple normalization of the x axis by the average fragment mass [or volume or diameter] gathers all the initially scattered data into a single curve.”

Friedlander & Wang (1966) noted that such normalizations are simple examples of *self-preserving* or *self-similar* size distributions. Expanding on this observation, Spicer & Pratsinis (1996) defined self-similar size distributions as cases “when the steady-state size distributions

¹ E-mail address: Bert.Laney@engilitycorp.com

scaled by the average particle volume [or diameter or mass] collapses onto a single size distribution.”

As defined here, there are three *self-similarity conditions*:

1. When a size distribution is expressed in terms of a given average size, it should actually obtain that average size.
2. When a size distribution is expressed in terms of a given average size, and that average size changes, key free parameters in the size distribution should remain the same.
3. When a size distribution is expressed in terms of a given average size, and that average size changes, the size distribution should stay the same.

Many previous studies have concluded that different materials exposed to different conditions may still experience similar fragmentation outcomes. This suggests the existence of *standard* or *universal size distributions*. Well-known examples include Mott & Linfoot (1943), Marshall & Palmer (1948), and Simmons (1977). In essence, universal size distributions involve parameters that assume a small number of discrete values – as few as one or two – as opposed to an infinite number of continuous values.

The third self-similarity condition is an essential property of universal size distributions. A distribution is hardly “universal” if it changes when the arbitrary normalization changes. The second self-similarity condition is a desirable, but not essential, property of universal size distributions. Universals are typically associated with certain parameters. However, unless a universal obtains the second self-similarity condition, these parameters change when the arbitrary normalization changes.

2. Size Distributions

Let D be the fragment diameter and let M be the fragment mass. The eight most common ways of expressing size distributions are as follows:

$F_M(D)$ [$F_M(M)$] is the mass fraction of fragments with diameters [masses] greater than or equal to D [M].

$f_M(D)$ [$f_M(M)$] is the mass fraction of fragments with diameters [masses] in a range dD centered on D divided by dD [dM centered on M divided by dM]

$F(D)$ [$F(M)$] is the number fraction of fragments with diameters [masses] greater than or equal to D [M]

$f(D)$ [$f(M)$] is the number fraction of fragments with diameters [masses] in a range dD centered on D divided by dD [dM centered on M divided by dM]

This list excludes minor variations such as $1 - F_M$ and the use of fragment volume instead of fragment mass.

Notice that F_M is monotone decreasing such that $F_M(0) = 1$ and $F_M(\infty) = 0$. In addition, f_M is always non-negative such that:

$$\int_0^{\infty} f_M(x) dx = 1 \quad (1a)$$

Similarly, F is monotone decreasing such that $F(0) = 1$ and $F(\infty) = 0$. In addition, f is always non-negative such that:

$$\int_0^{\infty} f(x) dx = 1 \quad (1b)$$

In standard probability theory, F is called a *complementary cumulative distribution function (CCDF)* and f is called a *probability density function (PDF)*.

The eight forms defined above are related to each other by eight equations. The first of these equations is as follows:

$$M = s\rho D^m \quad (2)$$

where ρ is the density, s is a constant shape factor, and m is the spatial dimension ($1 \leq m \leq 3$).

For classic aerosols with nearly-spherical droplets, $m = 3$ and $s = \pi/6$. Alternatively, Wittel et. al. (2006) found regular isotropic eggshell fragments have $m = 2$ and needle-like plate glass fragments have $m = 1.5$, which “implies that fragments have a self-affine character, meaning that the larger they are, the more elongated they get.”

The next two transformation equations are as follows:

$$F_M(M) = F_M(D) \quad (3)$$

$$F(M) = F(D) \quad (4)$$

which come from the definitions of $F_M(D)$, $F_M(M)$, $F(D)$, and $F(M)$. The fourth transformation equation is as follows:

$$f_M(D) \sim D^m f(D) \quad (5a)$$

or equivalently:

$$f_M(M) \sim M f(M) \quad (5b)$$

For example, see Brown (1989) and Brown & Wohletz (1995). The last four transformation equations are well-known and standard:

$$F_M(D) = -\int_D^{\infty} f_M(x)dx; \quad f_M(D) = -\frac{dF_M}{dD} \quad (6)$$

$$F_M(M) = -\int_M^{\infty} f_M(x)dx; \quad f_M(M) = -\frac{dF_M}{dM} \quad (7)$$

$$F(D) = -\int_D^{\infty} f(x)dx; \quad f(D) = -\frac{dF}{dD} \quad (8)$$

$$F(M) = -\int_M^{\infty} f(x)dx; \quad f(M) = -\frac{dF}{dM} \quad (9)$$

3. Average Sizes

Consider the following average diameters:

$$D_{avg} = \int_0^{\infty} Df(D)dD \quad (10)$$

$$D_{M\,avg} = \int_0^{\infty} Df_M(D)dD \quad (11)$$

Equation (10) and (11) are known as the *count mean diameter (CMD)* and the *mass mean diameter (MMD)*, respectively. The count mean diameter is also known as the *arithmetic mean diameter* or the *number mean diameter*. Similarly:

$$D'_{avg} = \frac{1}{\int_0^{\infty} \frac{f(D)}{D} dD} \quad (12)$$

$$D'_{M\,avg} = \frac{1}{\int_0^{\infty} \frac{f_M(D)}{D} dD} \quad (13)$$

Equation (13) is known as the *Sauter mean diameter (SMD)*. Finally, consider the following average masses:

$$M_{avg} = \int_0^{\infty} Mf(M)dM \quad (14)$$

$$M_{M \text{ avg}} = \int_0^{\infty} M f_M(M) dM \quad (15)$$

For liquid atomization, it is common to use the following ratio:

$$R_M = \frac{D_{M \text{ avg}}}{D'_{M \text{ avg}}} \quad (16)$$

Notice that $D'_{M \text{ avg}}$ emphasizes small fragments while $D_{M \text{ avg}}$ emphasizes large fragments. As a result, $1 \leq R_M \leq \infty$ measures fragment size spread where $R_M = 1$ corresponds to the least possible spread (i.e. monodisperse) while $R_M = \infty$ corresponds to the greatest possible spread.

As an empirical observation, different size distributions are often almost the same when R_M is almost the same. Thus it is common to see aerosol size distributions specified exclusively in terms of R_M , e.g., Simmons (1977), Wu et. al. (1991), Chou & Faeth (1998), and Sallam et. al. (2006). Alternatively:

$$R \equiv \frac{D_{\text{avg}}}{D'_{\text{avg}}} \quad (17)$$

The observations made above about R_M apply equally to R .

When transforming size distributions between different forms, it is useful to have ratios such as the following:

$$Q = \frac{D_{M \text{ avg}}}{D_{\text{avg}}} \quad (18)$$

:

$$S_M = \frac{M_{M \text{ avg}}}{s \rho D_{M \text{ avg}}^m} \quad (19a)$$

$$S = \frac{M_{\text{avg}}}{s \rho D_{\text{avg}}^m} \quad (19b)$$

Notice that S_M measures skewness, where $S_M = 1$ if the fragment size distribution is evenly balanced between small and large fragments, e.g., a uniform size distribution. Similar observations apply to S .

4. General Three-Parameter Form

4.1 Introduction

Assuming $n > 0$, Rosin & Rammler (1927, 1933) proposed the following general form for solid fragmentation:

$$f_M(D) \sim D^k \exp[-bD^n] \quad (20)$$

where k , n , and b are three free parameters. For a modern English language description of this distribution, see Stoyan (2013). Building on Rosin & Rammler (1927, 1933), Nukiyama & Tanasawa (1938a, b) proposed the following general form for liquid fragmentation:

$$f(D) \sim D^l \exp[-bD^n] \quad (21)$$

where l , n , and b are three free parameters. For a modern English language description of this distribution, see Hiroyasu (2006). By Equation (5), Equations (20) and (21) are identical if:

$$k = l + m \quad (22)$$

Bennett (1936) suggested dividing D by a reference diameter, e.g., the 63.2%-quantile. Using D_{avg} as the reference diameter, the final general three-parameter form is as follows:

$$f(D) = \frac{1}{AD_{avg}} \left(\frac{D}{D_{avg}} \right)^l \exp \left[-b \left(\frac{D}{D_{avg}} \right)^n \right] \quad (23)$$

Notice that Equation (23) appears to have five free parameters, namely, A , l , n , b , and D_{avg} . However, if Equation (23) obeys Equation (1) and obtains the correct D_{avg} per the first self-similarity condition, the number of free parameters is reduced from five to three.

Equations (20), (21), and (23) were originally derived empirically via fits to experimental data. More recently, Dumouchel (2006, 2009) showed that these equations can be derived theoretically using a maximum entropy approach; the given proof generalizes earlier work, e.g., Griffith (1943), Li & Tankin (1987), Cousin et. al. (1996).

Besides being called Rosin-Rammler and Nukiyama-Tanasawa size distributions, Equations (20), (21), and (23) are sometimes called *generalized Gamma size distributions* after Stacy (1962); see, e.g., Lushnikov (2010), Dumouchel (2009), Dumouchel et. al. (2012). Less commonly, Equations (20), (21), and (23) are called Fréchet (1927) size distributions; see, e.g., Vázquez & Gañán-Calvo (2010). In fact, Crooks (2010) cataloged over 50 different names for closely-related distributions, all described as special cases of Amoroso (1925) distributions. With so many names in play, Stoyan (2013) reasonably suggested that “a neutral technical name like

‘powered exponential distribution’ might be more suitable.” However, this risks adding yet another name to an already long list.

4.2 Transformation Expressions

Using the expressions from Section 2, Equation (23) can be recast into eight equivalent forms; see Table 1. In Table 1, l, n, b, d, A , and B are parameters, m is the spatial dimension defined by Equation (2), $\Gamma(x)$ is the gamma function, and $\Gamma(s, x)$ is the upper incomplete gamma function.

Table 1a. Rosin-Rammler (a.k.a., Nukiyama-Tanasawa or generalized Gamma) size distributions expressed in terms of F and f .

$F(D) = \frac{\Gamma\left[\frac{l+1}{n}, b\left(\frac{D}{D_{avg}}\right)^n\right]}{\Gamma\left(\frac{l+1}{n}\right)}$	$F(M) = \frac{\Gamma\left[\frac{l+1}{n}, d\left(\frac{M}{M_{avg}}\right)^{\frac{n}{m}}\right]}{\Gamma\left(\frac{l+1}{n}\right)}$
$f(D) = \frac{1}{AD_{avg}} \left(\frac{D}{D_{avg}}\right)^l \exp\left[-b\left(\frac{D}{D_{avg}}\right)^n\right]$	$f(M) = \frac{S}{mAM_{avg}} \left(\frac{SM}{M_{avg}}\right)^{\frac{l+1}{m}-1} \exp\left[-d\left(\frac{M}{M_{avg}}\right)^{\frac{n}{m}}\right]$

Table 1b. Rosin-Rammler (a.k.a., Nukiyama-Tanasawa or generalized Gamma) size distributions expressed in terms of F_M and f_M .

$F_M(D) = \frac{\Gamma\left[\frac{l+m+1}{n}, b\left(\frac{D}{D_{avg}}\right)^n\right]}{\Gamma\left(\frac{l+m+1}{n}\right)}$	$F_M(M) = \frac{\Gamma\left[\frac{l+m+1}{n}, d\left(\frac{M}{M_{avg}}\right)^{\frac{n}{m}}\right]}{\Gamma\left(\frac{l+m+1}{n}\right)}$
$f_M(D) = \frac{1}{BD_{avg}} \left(\frac{D}{D_{avg}}\right)^{l+m} \exp\left[-b\left(\frac{D}{D_{avg}}\right)^n\right]$	$f_M(M) = \frac{S}{mBM_{avg}} \left(\frac{SM}{M_{avg}}\right)^{\frac{l+1}{m}} \exp\left[-d\left(\frac{M}{M_{avg}}\right)^{\frac{n}{m}}\right]$

The expressions in Table 1 are valid if $s > 0$ and $x > 0$ in $\Gamma(s, x)$. The first condition is true if:

$$\frac{l+1}{n} > 0 ; \frac{l+m+1}{n} > 0$$

Equivalently:

$$l > -1 \text{ and } n > 0 \quad (24a)$$

or:

$$l < -m - 1 \text{ and } n < 0 \quad (24b)$$

The second condition is true if:

$$b > 0; d > 0 \quad (25)$$

Paloposki (1991) first obtained these results for the special case $m = 3$.

Notice that Equation (24) changes if the choice of the average fragment size changes. This is discussed further in Section 4.3. In addition, notice that Equation (24) allows unphysical size distributions with infinite R or R_M . Section 4.4 derives more restrictive conditions that avoid this.

Notice that if n is negative, which is rare, these are sometimes called *negative* or *inverse generalized Gamma distributions*, Twomey (1977), Deepak & Box (1982), Kondratyev et. al. (2006). The best known negative generalized Gamma (a.k.a., Rosin-Rammler or Nukiyama-Tanasawa) size distribution is due to Griffith (1943); see also Tishkoff & Law (1977) and Grady & Kipp (1987).

4.3 Self-Similarity Condition 1

The first self-similarity condition requires that Equation (23) obtain the correct D_{avg} and M_{avg} . Let:

$$W_i = \int_0^{\infty} x^{l+i} \exp[-bx^n] dx \quad (26)$$

Assuming $b > 0$ and $(l+i+1)/n > 0$:

$$W_i = \frac{\Gamma\left(\frac{l+i+1}{n}\right)}{|n|b^{\frac{l+i+1}{n}}} \quad (27)$$

Table 2 shows the parameter settings required to ensure the first self-similarity condition.

Table 2. Relationships among parameters for Rosin-Rammler (a.k.a., Nukiyama-Tanasawa or generalized Gamma) size distributions which ensure the correct D_{avg} and M_{avg} .

b	$W_0 = W_1$	$\Gamma\left(\frac{l+2}{n}\right)^n / \Gamma\left(\frac{l+1}{n}\right)^n$
d	$bS^{n/m}$	$\Gamma\left(\frac{l+m+1}{n}\right)^{\frac{n}{m}} / \Gamma\left(\frac{l+1}{n}\right)^{\frac{n}{m}}$
S	$\frac{W_m}{W_0}$	$b^{-\frac{m}{n}} \Gamma\left(\frac{l+m+1}{n}\right) / \Gamma\left(\frac{l+1}{n}\right)$
A	W_0	$\frac{1}{ n } b^{-\frac{l+1}{n}} \Gamma\left(\frac{l+1}{n}\right)$
B	W_m	$\frac{1}{ n } b^{-\frac{l+m+1}{n}} \Gamma\left(\frac{l+m+1}{n}\right)$

Notice that, as expected, all of the expressions in Table 2 are valid if Equation (24) is true.

Suppose $D_{M\ avg}$ is used as the reference diameter instead of D_{avg} . Then Equation (23) becomes:

$$f(D) = \frac{1}{A_M D_{M\ avg}} \left(\frac{D}{D_{M\ avg}} \right)^{l_M} \exp \left[-b_M \left(\frac{D}{D_{M\ avg}} \right)^{n_M} \right] \quad (28)$$

In this case, Table 3 replaces Table 2.

Table 3. Relationships among parameters for Rosin-Rammler (a.k.a., Nukiyama-Tanasawa or generalized Gamma) size distributions which ensure the correct $D_{M\ avg}$ and $M_{M\ avg}$.

b_M	$W_m = W_{m+1}$	$\Gamma\left(\frac{l_M+m+2}{n_M}\right)^{n_M} / \Gamma\left(\frac{l_M+m+1}{n_M}\right)^{n_M}$
d_M	$b_M S_M^{n_M/m}$	$\Gamma\left(\frac{l_M+2m+1}{n_M}\right)^{\frac{n_M}{m}} / \Gamma\left(\frac{l_M+m+1}{n_M}\right)^{\frac{n_M}{m}}$
S_M	$\frac{W_{2m}}{W_m}$	$b_M^{-\frac{m}{n_M}} \Gamma\left(\frac{l_M+2m+1}{n_M}\right) / \Gamma\left(\frac{l_M+m+1}{n_M}\right)$
A_M	W_0	$\frac{1}{ n_M } b_M^{-\frac{l_M+1}{n_M}} \Gamma\left(\frac{l_M+1}{n_M}\right)$
B_M	W_m	$\frac{1}{ n_M } b_M^{-\frac{l_M+m+1}{n_M}} \Gamma\left(\frac{l_M+m+1}{n_M}\right)$

Notice that all the expressions in Table 3 are valid if:

$$\frac{l_M + 1}{n_M} > 0 \quad \text{and} \quad \frac{l_M + 2m + 1}{n_M} > 0$$

Equivalently:

$$l_M > -1 \quad \text{and} \quad n_M > 0 \quad (29a)$$

or:

$$l_M < -2m - 1 \quad \text{and} \quad n_M < 0 \quad (29b)$$

In other words, Equation (29) replaces Equation (24) when $D_{M \text{ avg}}$ replaces D_{avg} .

Suppose D'_{avg} is used as the reference diameter instead of D_{avg} . Then Equation (23) becomes:

$$f(D) = \frac{1}{A' D'_{\text{avg}}} \left(\frac{D}{D'_{\text{avg}}} \right)^{l'} \exp \left[-b' \left(\frac{D}{D'_{\text{avg}}} \right)^{n'} \right] \quad (30)$$

In this case, Table 4 replaces Table 2.

Table 4. Relationships among parameters for Rosin-Rammler (a.k.a., Nukiyama-Tanasawa or generalized Gamma) size distributions which ensure the correct D'_{avg} and M'_{avg} .

b'	$W_0 = W_{-1}$	$\Gamma\left(\frac{l'+1}{n'}\right)^{n'} / \Gamma\left(\frac{l'}{n'}\right)^{n'}$
d'	$b' S'^{n'/m}$	$\Gamma\left(\frac{l'+1}{n'}\right)^{\frac{n'}{m}} / \Gamma\left(\frac{l'-m+1}{n'}\right)^{\frac{n'}{m}}$
S'	$\frac{W_0}{W_{-m}}$	$b'^{\frac{m}{n'}} \Gamma\left(\frac{l'+1}{n'}\right) / \Gamma\left(\frac{l'-m+1}{n'}\right)$
A'	W_0	$\frac{1}{ n' } b'^{\frac{l'+1}{n'}} \Gamma\left(\frac{l'+1}{n'}\right)$
B'	W_m	$\frac{1}{ n' } b'^{\frac{l'+m+1}{n'}} \Gamma\left(\frac{l'+m+1}{n'}\right)$

Notice that all the expressions in Table 4 are valid if:

$$\frac{l' - m + 1}{n'} > 0 \quad \text{and} \quad \frac{l' + m + 1}{n'} > 0$$

Equivalently:

$$l' > m-1 \text{ and } n' > 0 \quad (31a)$$

or:

$$l' < -m-1 \text{ and } n' < 0 \quad (31b)$$

In other words, Equation (31) replaces Equation (24) when D'_{avg} replaces D_{avg} .

Suppose $D'_{M avg}$ is used as the reference diameter instead of D_{avg} . Then Equation (23) becomes:

$$f(D) = \frac{1}{A'_M D'_{M avg}} \left(\frac{D}{D'_{M avg}} \right)^{l'_M} \exp \left[-b'_M \left(\frac{D}{D'_{M avg}} \right)^{n'_M} \right] \quad (32)$$

In this case, Table 5 replaces Table 2.

Table 5. Relationships among parameters for Rosin-Rammler (a.k.a., Nukiyama-Tanasawa or generalized Gamma) size distributions which ensure the correct $D'_{M avg}$ and $M'_{M avg}$.

b'_M	$W_m = W_{m-1}$	$\Gamma\left(\frac{l'_M + m + 1}{n'_M}\right)^{n'_M} / \Gamma\left(\frac{l'_M + m}{n'_M}\right)^{n'_M}$
d'_M	$b'_M S'^{n'_M/m}$	$\Gamma\left(\frac{l'_M + m + 1}{n'_M}\right)^{\frac{n'_M}{m}} / \Gamma\left(\frac{l'_M + 1}{n'_M}\right)^{\frac{n'_M}{m}}$
S'_M	$\frac{W_m}{W_0}$	$b'^{\frac{m}{n'_M}} \Gamma\left(\frac{l'_M + m + 1}{n'_M}\right) / \Gamma\left(\frac{l'_M + 1}{n'_M}\right)$
A'_M	W_0	$\frac{1}{ n'_M } b'^{\frac{l'_M + 1}{n'_M}} \Gamma\left(\frac{l'_M + 1}{n'_M}\right)$
B'_M	W_m	$\frac{1}{ n'_M } b'^{\frac{l'_M + m + 1}{n'_M}} \Gamma\left(\frac{l'_M + m + 1}{n'_M}\right)$

Notice that all the expressions in Table 5 are valid if:

$$\frac{l'_M + 1}{n'_M} > 0 \quad \text{and} \quad \frac{l'_M + m + 1}{n'_M} > 0$$

Equivalently:

$$l'_M > -1 \text{ and } n'_M > 0 \quad (33a)$$

or:

$$l'_M < -m-1 \text{ and } n'_M < 0 \quad (33b)$$

In other words, Equation (33) replaces Equation (24) when $D'_{M \text{ avg}}$ replaces D_{avg} .

4.4 Self-Similarity Condition 2

The second self-similarity condition requires that changing the average fragment size does not change certain key parameters. For example, suppose the invariant parameters are l and n . In other words:

$$\begin{aligned} l &= l_M = l' = l'_M \\ n &= n_M = n' = n'_M \end{aligned}$$

Table 6 gives expressions for ratios of averages for Equation (23), (28), (30), and (32).

Table 6. Ratios of averages for Rosin-Rammler (a.k.a., Nukiyama-Tanasawa or generalized Gamma) size distributions assuming l and n are invariant.

Q	$\frac{W_0}{W_1} \frac{W_{m+1}}{W_m}$	$\frac{\Gamma\left(\frac{l+1}{n}\right) \Gamma\left(\frac{l+m+2}{n}\right)}{\Gamma\left(\frac{l+2}{n}\right) \Gamma\left(\frac{l+m+1}{n}\right)}$
R	$\frac{W_{-1} W_1}{W_0^2}$	$\frac{\Gamma\left(\frac{l+2}{n}\right) \Gamma\left(\frac{l}{n}\right)}{\Gamma\left(\frac{l+1}{n}\right)^2}$
R_M	$\frac{W_{m-1} W_{m+1}}{W_m^2}$	$\frac{\Gamma\left(\frac{l+m+2}{n}\right) \Gamma\left(\frac{l+m}{n}\right)}{\Gamma\left(\frac{l+m+1}{n}\right)^2}$

Notice that the expressions in Table 6 are valid if:

$$\frac{l}{n} > 0 \quad \text{and} \quad \frac{l+m+2}{n} > 0$$

Equivalently:

$$l > 0 \text{ and } n > 0 \quad (34a)$$

or:

$$l < -m - 2 \text{ and } n < 0 \quad (34b)$$

Where it is more restrictive, it is recommendation that Equation (34) be used in place of Equations (24), (29), (31), and (33). The results are summarized in Table 7.

Table 7. Recommended parameter range for Rosin-Rammler (a.k.a., Nukiyama-Tanasawa or generalized Gamma) size distributions assuming that l and n do not depend on the choice of the average fragment size.

Average Size	$n > 0$	$n < 0$
D_{avg}, M_{avg}	$l > 0$	$l < -m - 2$
$D_{M_{avg}}, M_{M_{avg}}$	$l > 0$	$l < -2m - 1$
D'_{avg}, M'_{avg}	$l > m - 1$	$l < -m - 2$
$D'_{M_{avg}}, M'_{M_{avg}}$	$l > 0$	$l < -m - 2$

4.5 Self-Similarity Condition 3

The third self-similarity condition requires that changing the average fragment size does not change the size distribution. In general, even when the size distribution stays the same, all the parameters change; an iterative technique is required to find the new parameters. However, suppose that the parameters l and n are invariant. Using Tables 2, 3, and 6, it can be shown that:

$$Q = \left(\frac{b_M}{b} \right)^{1/n} = \left(\frac{A_M}{A} \right)^{-1/(l+1)} \quad (35)$$

This, in turn, implies that Equations (23) and (28) are the same. Similarly, using Tables 2, 4, and 6, it can be shown that:

$$R = \left(\frac{b'}{b} \right)^{-1/n} = \left(\frac{A'}{A} \right)^{1/(l+1)} \quad (36)$$

This, in turn, implies that Equations (23) and (30) are the same. Finally, using Tables 2, 5, and 6, it can be shown that:

$$R_M = \left(\frac{b'_M}{b} \right)^{-1/n} = \left(\frac{A'_M}{A} \right)^{1/(l+1)} \quad (37)$$

This, in turn, implies that Equations (23) and (32) are the same.

5. Alternative Three-Parameter Form

5.1 Introduction

In Equation (23), replace D by M and D_{avg} by M_{avg} to obtain:

$$f(M) = \frac{1}{AM_{avg}} \left(\frac{M}{M_{avg}} \right)^l \exp \left[-b \left(\frac{M}{M_{avg}} \right)^n \right] \quad (38)$$

5.2 Transformation Condition

Using the expressions from Section 2, Equation (38) can be recast into eight equivalent forms; see Table 8.

Table 8a. Alternative three-parameter size distributions expressed in terms of F and f .

$F(D) = \frac{\Gamma \left[\frac{l+1}{n}, d \left(\frac{D}{D_{avg}} \right)^{mn} \right]}{\Gamma \left(\frac{l+1}{n} \right)}$	$F(M) = \frac{\Gamma \left[\frac{l+1}{n}, b \left(\frac{M}{M_{avg}} \right)^n \right]}{\Gamma \left(\frac{l+1}{n} \right)}$
$f(D) = \frac{m}{ASD_{avg}} \left(\frac{D}{SD_{avg}} \right)^{m(l+1)-1} \exp \left[-d \left(\frac{D}{D_{avg}} \right)^{mn} \right]$	$f(M) = \frac{1}{AM_{avg}} \left(\frac{M}{M_{avg}} \right)^l \exp \left[-b \left(\frac{M}{M_{avg}} \right)^n \right]$

Table 8b. Alternative three-parameter size distributions expressed in terms of F_M and f_M .

$F_M(D) = \frac{\Gamma \left[\frac{l+2}{n}, d \left(\frac{D}{D_{avg}} \right)^{mn} \right]}{\Gamma \left(\frac{l+2}{n} \right)}$	$F_M(M) = \frac{\Gamma \left[\frac{l+2}{n}, b \left(\frac{M}{M_{avg}} \right)^n \right]}{\Gamma \left(\frac{l+2}{n} \right)}$
$f_M(D) = \frac{m}{BSD_{avg}} \left(\frac{D}{SD_{avg}} \right)^{m(l+2)-1} \exp \left[-d \left(\frac{D}{D_{avg}} \right)^{mn} \right]$	$f_M(M) = \frac{1}{BM_{avg}} \left(\frac{M}{M_{avg}} \right)^{l+1} \exp \left[-b \left(\frac{M}{M_{avg}} \right)^n \right]$

The expressions in Table 8 are valid if $s > 0$ and $x > 0$ in $\Gamma(s, x)$. The first condition is true if:

$$\frac{l+1}{n} > 0 \quad \text{and} \quad \frac{l+2}{n} > 0$$

Equivalently:

$$l > -1 \text{ and } n > 0 \quad (39a)$$

or:

$$l < -2 \text{ and } n < 0 \quad (39b)$$

The second condition is true if:

$$b > 0; d > 0 \quad (40)$$

Equation (39) changes if the choice of the average fragment size changes; see Section 5.3. In addition, Equation (39) allows physical size distributions with infinite R or R_M ; see Section 5.4 for more restrictive conditions that avoid this.

5.3 Self-Similarity Condition 1

The first self-similarity condition requires that Equation (37) obtain the correct D_{avg} and M_{avg} . Table 9 shows the parameter settings required to ensure the first self-similarity condition.

Table 9. Relationships among parameters for alternative three-parameter size distributions which ensure the correct D_{avg} and M_{avg} .

b	$W_0 = W_1$	$\Gamma\left(\frac{l+2}{n}\right)^n / \Gamma\left(\frac{l+1}{n}\right)^n$
d	$bS^{=mn}$	$\Gamma\left(\frac{l+1/m+1}{n}\right)^{mn} / \Gamma\left(\frac{l+1}{n}\right)^{mn}$
S	$\frac{W_0}{W_{1/m}}$	$b^{\frac{1}{mn}} \Gamma\left(\frac{l+1}{n}\right) / \Gamma\left(\frac{l+1/m+1}{n}\right)$
A	W_0	$\frac{1}{ n } b^{-\frac{i+1}{n}} \Gamma\left(\frac{l+1}{n}\right)$
B	W_1	$\frac{1}{ n } b^{-\frac{i+2}{n}} \Gamma\left(\frac{l+2}{n}\right)$

Notice that, as expected, all of the expressions in Table 9 are valid if Equation (39) is true.

Suppose $M_{M_{avg}}$ is used as the reference mass instead of M_{avg} . Then Equation (38) becomes:

$$f(M) = \frac{1}{A_M M_{M_{avg}}} \left(\frac{M}{M_{M_{avg}}} \right)^{l_M} \exp \left[-b_M \left(\frac{M}{M_{M_{avg}}} \right)^{n_M} \right] \quad (41)$$

In this case, Table 10 replaces Table 9.

Table 10. Relationships among parameters for alternative three-parameter size distributions which ensure the correct $D_{M\text{ avg}}$ and $M_{M\text{ avg}}$.

b_M	$W_1 = W_2$	$\Gamma\left(\frac{l_M + 3}{n_M}\right)^{n_M} / \Gamma\left(\frac{l_M + 2}{n_M}\right)^{n_M}$
d_M	$b_M S_M^{-mn_M}$	$\Gamma\left(\frac{l_M + 1/m + 2}{n_M}\right)^{mn_M} / \Gamma\left(\frac{l_M + 2}{n_M}\right)^{mn_M}$
S_M	$\frac{W_1}{W_{1/m+1}}$	$b_M^{\frac{1}{mn_M}} \Gamma\left(\frac{l_M + 2}{n_M}\right) / \Gamma\left(\frac{l_M + 1/m + 2}{n_M}\right)$
A_M	W_0	$\frac{1}{ n_M } b_M^{\frac{l_M+1}{n_M}} \Gamma\left(\frac{l_M + 1}{n_M}\right)$
B_M	W_1	$\frac{1}{ n_M } b_M^{\frac{l_M+2}{n_M}} \Gamma\left(\frac{l_M + 2}{n_M}\right)$

Notice that all the expressions in Table 10 are valid if:

$$\frac{l_M + 1}{n_M} > 0 \quad \text{and} \quad \frac{l_M + 3}{n_M} > 0$$

Equivalently:

$$l_M > -1 \quad \text{and} \quad n_M > 0 \quad (42a)$$

or:

$$l_M < -3 \quad \text{and} \quad n_M < 0 \quad (42b)$$

In other words, Equation (42) replaces Equation (39) when $M_{M\text{ avg}}$ replaces $M_{\text{ avg}}$. Similar expressions may be obtained when $M'_{\text{ avg}}$ or $M'_{M\text{ avg}}$ replaces $M_{\text{ avg}}$.

5.4 Self-Similarity Condition 2

The second self-similarity condition requires that changing the average fragment size does not change certain key parameters. For example, suppose the invariant parameters are l and n . In other words:

$$\begin{aligned} l &= l_M \\ n &= n_M \end{aligned}$$

Then Table 11 gives expressions for ratios of averages for Equations (38) and (41).

Table 11. Ratios of averages for alternative three-parameter size distributions assuming l and n are invariant.

Q	$\frac{W_0}{W_1} \frac{W_{1/m+1}}{W_{1/m}}$	$\frac{\Gamma\left(\frac{l+1}{n}\right)\Gamma\left(\frac{l+1/m+2}{n}\right)}{\Gamma\left(\frac{l+2}{n}\right)\Gamma\left(\frac{l+1/m+1}{n}\right)}$
R	$\frac{W_{-1/m}W_{1/m}}{W_0^2}$	$\frac{\Gamma\left(\frac{l+1/m+1}{n}\right)\Gamma\left(\frac{l-1/m+1}{n}\right)}{\Gamma\left(\frac{l+1}{n}\right)^2}$
R_M	$\frac{W_{-1/m+1}W_{1/m+1}}{W_1^2}$	$\frac{\Gamma\left(\frac{l+1/m+2}{n}\right)\Gamma\left(\frac{l-1/m+2}{n}\right)}{\Gamma\left(\frac{l+2}{n}\right)^2}$

Notice that the expressions in Table 11 are valid if:

$$\frac{l-1/m+1}{n} > 0 \quad \text{and} \quad \frac{l+1/m+2}{n} > 0$$

Equivalently:

$$l > 1/m - 1 \quad \text{and} \quad n > 0 \tag{43a}$$

or:

$$l < -1/m - 2 \quad \text{and} \quad n < 0 \tag{43b}$$

Where it is more restrictive, it is recommendation that Equation (43) be used in place of Equations (39) or (42).

5.5 Self-Similarity Condition 3

The third self-similarity condition requires that changing the average fragment size does not change the size distribution. In general, even when the size distribution stays the same, all the parameters change; an iterative technique is required to find the new parameters. However, suppose that the parameters l and n are invariant. Then using Tables 9, 10, and 11, it can be shown that Equations (38) and (41) are the same. A similar approach applies for other average sizes.

6. Two-Parameter Form: Gamma Size Distributions

6.1 Introduction

Dumouchel (2009) and Dumouchel et. al. (2012) note that the general form given in Section 4 has “a problem of parameter stability that manifests by drastic variations of their values for reasonable changes in the initial conditions.” This and the following sections consider possible two-parameter subsets with more stable parameters. Consider the following size distributions:

$$\text{Type I: } f_M(D) = \frac{1}{BD_{avg}} \left(\frac{D}{D_{avg}} \right)^{b-1} \exp \left[-b \left(\frac{D}{D_{avg}} \right)^n \right] \quad (44)$$

$$\text{Type II: } f(D) = \frac{1}{AD_{avg}} \left(\frac{D}{D_{avg}} \right)^{b-1} \exp \left[-b \left(\frac{D}{D_{avg}} \right)^n \right] \quad (45)$$

$$\text{Type III: } f_M(M) = \frac{1}{BM_{avg}} \left(\frac{M}{M_{avg}} \right)^{b-1} \exp \left[-b \left(\frac{M}{M_{avg}} \right)^n \right] \quad (46)$$

$$\text{Type IV: } f(M) = \frac{1}{AM_{avg}} \left(\frac{M}{M_{avg}} \right)^{b-1} \exp \left[-b \left(\frac{M}{M_{avg}} \right)^n \right] \quad (47)$$

Equations (44) to (47) will be referred to as *Gamma size distributions*. Type I and II Gamma size distributions are examples of Rosin-Rammler (a.k.a Nukiyama-Tanasawa or generalized Gamma) size distributions as discussed in Section 4 with:

$$\text{Type I: } l = b - m - 1 \text{ (i.e., } k = b - 1) \quad (48a)$$

$$\text{Type II: } l = b - 1 \quad (48b)$$

Similarly, Type III and IV Gamma size distributions are examples of the alternative three-parameter size distributions as discussed in Section 5 with:

$$\text{Type III: } l = b - 2 \text{ (i.e., } k = b - 1) \quad (49a)$$

$$\text{Type IV: } l = b - 1 \quad (49b)$$

Until recently, Gamma size distributions were rarely used for fragmentation or its reverse, coagulation. In their first known appearance, Melzak (1953) showed that, if the initial size distribution is a Type IV Gamma size distribution, then the Smoluchowsk coagulation equation has an analytical solution; see also Friedlander & Wang (1966), Scott (1968), and Lindblad (2005, 2007).

As another example, consider fragmentation of unitary solid or liquid bodies. Based on computational results for Veronoi tessellations, Kiang (1966) suggested using Type IV Gamma size distributions. Since then, researchers have actively debated whether two-parameter Gamma size distributions can be used, as Kiang conjectured, or whether full three-parameter generalized Gamma distributions must be used instead, e.g., Hinde & Miles (1980), Tanemura (1988, 2003), Okabe et. al. (2000), Ferenc & Néda (2007).

More recently, Villiermaux et. al. (2004) used Type II Gamma size distributions to describe “spray formed when a fast gas stream blows over a liquid volume.” As a theoretical justification, they showed that Gamma size distributions are analytical solutions of Smoluchowski-type coagulation equations, reversing the role of input and output relative to Melzak (1953), Friedlander & Wang (1966), Scott (1968), and Lindblad (2005, 2007). To extend this observation from coagulation to fragmentation, they argued that a common liquid “fragmentation mechanism . . . , somewhat surprisingly, consists of a coalescence process.”

While this may be true, there are at least two other possible explanations. First, based on a literature review, Vázquez & Gañán-Calvo (2010) suggested a simple “analogy between the equations of coalescence and fragmentation.” Alternatively, in certain cases, coagulation and fragmentation may be inverse processes. Bertoin (2006) notes that “in general, time-reversal does not transform a fragmentation process into a coalescent process, and vice-versa” but that in selected cases there may be “remarkable duality between coagulation and fragmentation;” see also Dong et. al. (2006). The properties of Gamma size distributions, such as their close relationship to Poisson-Dirichlet distributions as described in Feller (1971), may qualify them for such duality. If so, the fact that Gamma size distributions are a natural initial state for coagulation, as noted above, means that they may also be a natural final state for fragmentation.

For other examples of Type II Gamma size distributions see, e.g., Marmottant & Villiermaux (2004a, 2004b), Bremond & Villiermaux (2006), Bremond et. al. (2007), Villiermaux (2007), Eggers & Villiermaux (2008), Villiermaux & Bossa (2009, 2011), and Lhuissier & Villiermaux (2013). In general, these papers treat the given Gamma size distributions as universals. In particular, Villiermaux & Eggers (2008) note that “universality means that breakup is difficult to control, since its characteristics are independent of initial conditions.”

6.2 Transformation Conditions

Using the expressions from Section 2, Equations (44) to (47) can each be recast into eight equivalent forms. As an example, Table 12 shows eight different forms for Type II Gamma size distributions. Table 12 is obtained by substituting $l = b - 1$ and $n = 1$ in Table 1.

Table 12a. Type II Gamma distributions for expressed in terms of F and f .

$F(D) = \frac{\Gamma[b, bD / D_{avg}]}{\Gamma(b)}$	$F(M) = \frac{\Gamma[b, d(M / M_{avg})^{1/m}]}{\Gamma(b)}$
$f(D) = \frac{1}{AD_{avg}} \left(\frac{D}{D_{avg}} \right)^{b-1} \exp \left[-b \frac{D}{D_{avg}} \right]$	$f(M) = \frac{S}{mAM_{avg}} \left(\frac{SM}{M_{avg}} \right)^{b/m-1} \exp \left[-d \left(\frac{M}{M_{avg}} \right)^{1/m} \right]$

Table 12b. Type II Gamma distributions expressed in terms of F_M and f_M .

$F_M(D) = \frac{\Gamma[b+m, bD / D_{avg}]}{\Gamma(b+m)}$	$F_M(M) = \frac{\Gamma[b+m, d(M / M_{avg})^{1/m}]}{\Gamma(b+m)}$
$f_M(D) = \frac{1}{BD_{avg}} \left(\frac{D}{D_{avg}} \right)^{b+m-1} \exp \left[-b \frac{D}{D_{avg}} \right]$	$f_M(M) = \frac{S}{mBM_{avg}} \left(\frac{SM}{M_{avg}} \right)^{b/m} \exp \left[-d \left(\frac{M}{M_{avg}} \right)^{1/m} \right]$

By Equations (24a) and (48), the transformation condition for Type I and II Gamma size distributions are as follows:

$$\text{Type I:} \quad b > m \quad (50a)$$

$$\text{Type II:} \quad b > 0 \quad (50b)$$

By Equations (24b), (25), and (48), $b < 0$ and $n < 0$ are specifically excluded.

By Equations (39a) and (49), the transformation condition for Type III and IV Gamma size distribution are as follows:

$$\text{Type III:} \quad b > 1 \quad (51a)$$

$$\text{Type IV:} \quad b > 0 \quad (51b)$$

By Equations (38b), (39), and (49), $b < 0$ and $n < 0$ are, again, specifically excluded.

6.3 Self-Similarity Condition 1

As an example, let $l = b - m - 1$ in Table 2. Then for Type I Gamma size distributions, the correct D_{avg} is obtained if:

$$b = \Gamma \left(\frac{b-m+1}{n} \right)^n / \Gamma \left(\frac{b-m}{n} \right)^n \quad (52a)$$

Unfortunately, this expression lacks an analytical solution for n ; solutions must be found iteratively. As another example, let $l = b - 1$ in Table 2. Then for Type II Gamma size distributions, the correct D_{avg} is obtained if:

$$b = \Gamma\left(\frac{b+1}{n}\right)^n / \Gamma\left(\frac{b}{n}\right)^n \quad (52b)$$

Fortunately, this has a very simple analytical solution. In particular, the relation $\Gamma(b+1) = b\Gamma(b)$ implies $n = 1$.

Similar results apply for Type III and IV Gamma size distributions; see Table 13 for an overall summary. Table 13 is derived by substituting Equations (48) and (49) into Tables 2 and 9.

Table 13. Parameters for Gamma size distributions which ensure the correct D_{avg} and M_{avg} .

	I	II	III	IV
n	$b = \frac{\Gamma\left(\frac{b-m+1}{n}\right)^n}{\Gamma\left(\frac{b-m}{n}\right)^n}$	1	$b = \frac{\Gamma\left(\frac{b}{n}\right)^n}{\Gamma\left(\frac{b-1}{n}\right)^n}$	1
d	$\frac{\Gamma\left(\frac{b}{n}\right)^{\frac{n}{m}}}{\Gamma\left(\frac{b-m}{n}\right)^{\frac{n}{m}}}$	$\frac{\Gamma(b+m)^{1/m}}{\Gamma(b)^{1/m}}$	$\frac{\Gamma\left(\frac{b+1/m-1}{n}\right)^{mn}}{\Gamma\left(\frac{b-1}{n}\right)^{mn}}$	$\frac{\Gamma(b+1/m)^m}{\Gamma(b)^m}$
S	$b^{-\frac{m}{n}} \frac{\Gamma\left(\frac{b}{n}\right)}{\Gamma\left(\frac{b-m}{n}\right)}$	$\frac{1}{b^m} \frac{\Gamma(b+m)}{\Gamma(b)}$	$b^{\frac{1}{mn}} \frac{\Gamma\left(\frac{b-1}{n}\right)}{\Gamma\left(\frac{b+1/m-1}{n}\right)}$	$\frac{b^{1/m}\Gamma(b)}{\Gamma(b+1/m)}$
A	$\frac{1}{n} b^{-\frac{b-m}{n}} \Gamma\left(\frac{b-m}{n}\right)$	$\frac{\Gamma(b)}{b^b}$	$\frac{1}{n} b^{-\frac{b-1}{n}} \Gamma\left(\frac{b-1}{n}\right)$	$\frac{\Gamma(b)}{b^b}$
B	$\frac{1}{n} b^{-\frac{b}{n}} \Gamma\left(\frac{b}{n}\right)$	$\frac{\Gamma(b+m)}{b^{b+m}}$	$\frac{1}{n} b^{-\frac{b}{n}} \Gamma\left(\frac{b}{n}\right)$	$\frac{\Gamma(b+1)}{b^{b+1}}$

Notice that, as expected, all of the expressions in Table 13 are valid if Equations (50) and (51) are true.

Suppose $D_{M \text{ avg}}$ is used as the reference diameter instead of D_{avg} and, similarly, $M_{M \text{ avg}}$ is used as the reference mass instead of M_{avg} . Then Equations (44) to (47) become:

$$\text{Type I:} \quad f_M(D) = \frac{1}{B_M D_{M \text{ avg}}} \left(\frac{D}{D_{M \text{ avg}}} \right)^{b_M - 1} \exp \left[-b_M \left(\frac{D}{D_{M \text{ avg}}} \right)^{n_M} \right] \quad (53)$$

$$\text{Type II:} \quad f(D) = \frac{1}{A_M D_{M \text{ avg}}} \left(\frac{D}{D_{M \text{ avg}}} \right)^{b_M - 1} \exp \left[-b_M \left(\frac{D}{D_{M \text{ avg}}} \right)^{n_M} \right] \quad (54)$$

$$\text{Type III:} \quad f_M(M) = \frac{1}{B_M M_{M \text{ avg}}} \left(\frac{M}{M_{M \text{ avg}}} \right)^{b_M - 1} \exp \left[-b_M \left(\frac{M}{M_{M \text{ avg}}} \right)^{n_M} \right] \quad (55)$$

$$\text{Type IV:} \quad f(M) = \frac{1}{A_M M_{M \text{ avg}}} \left(\frac{M}{M_{M \text{ avg}}} \right)^{b_M - 1} \exp \left[-b_M \left(\frac{M}{M_{M \text{ avg}}} \right)^{n_M} \right] \quad (56)$$

As an example, let $l_M = b_M - m - 1$ in Table 3. Then for Type I Gamma size distributions, the correct $D_{M \text{ avg}}$ is obtained if:

$$b_M = \Gamma \left(\frac{b_M + 1}{n_M} \right)^{n_M} / \Gamma \left(\frac{b_M}{n_M} \right)^{n_M} \quad (57a)$$

Fortunately, this has a very simple analytical solution. In particular, the relation $\Gamma(b_M + 1) = b_M \Gamma(b_M)$ implies $n_M = 1$.

As another example, let $l_M = b_M - 1$ in Table 3. Then for Type II Gamma size distributions, the correct $D_{M \text{ avg}}$ is obtained if:

$$b_M = \Gamma \left(\frac{b_M + m + 1}{n_M} \right)^{n_M} / \Gamma \left(\frac{b_M + m}{n_M} \right)^{n_M} \quad (57b)$$

Unfortunately, this expression lacks an analytical solution for n_M ; solutions must be found iteratively. Similar results apply for Type III and IV Gamma size distributions; see Table 14 for an overall summary.

Table 14. Parameters for Gamma size distributions which ensure the correct $D_{M\text{ avg}}$ and $M_{M\text{ avg}}$.

	I	II	III	IV
n_M	1	$b_M = \frac{\Gamma\left(\frac{b_M + m + 1}{n_M}\right)^{n_M}}{\Gamma\left(\frac{b_M + m}{n_M}\right)^{n_M}}$	1	$b_M = \frac{\Gamma\left(\frac{b_M + 2}{n_M}\right)^{n_M}}{\Gamma\left(\frac{b_M + 1}{n_M}\right)^{n_M}}$
d_M	$\frac{\Gamma(b_M + m)^{1/m}}{\Gamma(b_M)^{1/m}}$	$\frac{\Gamma\left(\frac{b_M + 2m}{n_M}\right)^{\frac{n_M}{m}}}{\Gamma\left(\frac{b_M + m}{n_M}\right)^{\frac{n_M}{m}}}$	$\frac{\Gamma(b_M + 1/m)^m}{\Gamma(b_M)^m}$	$\frac{\Gamma\left(\frac{b_M + 1/m + 1}{n_M}\right)^{mn_M}}{\Gamma\left(\frac{b_M + 1}{n_M}\right)^{mn_M}}$
S_M	$\frac{1}{b_M^m} \frac{\Gamma(b_M + m)}{\Gamma(b_M)}$	$\frac{\Gamma\left(\frac{b_M + 2m}{n_M}\right)}{b_M^{\frac{m}{n_M}} \Gamma\left(\frac{b_M + m}{n_M}\right)}$	$\frac{b_M^{1/m} \Gamma(b_M)}{\Gamma(b_M + 1/m)}$	$b_M^{\frac{1}{mn_M}} \frac{\Gamma\left(\frac{b_M + 1}{n_M}\right)}{\Gamma\left(\frac{l + 1/m + 1}{n_M}\right)}$
A_M	$\frac{\Gamma(b_M - m)}{b_M^{b_M - m}}$	$\frac{1}{n_M} b_M^{\frac{b_M}{n_M}} \Gamma\left(\frac{b_M}{n_M}\right)$	$\frac{\Gamma(b_M - 1)}{b_M^{b_M - 1}}$	$\frac{1}{n_M} b_M^{\frac{b_M}{n_M}} \Gamma\left(\frac{b_M}{n_M}\right)$
B_M	$\frac{\Gamma(b_M)}{b_M^b}$	$\frac{1}{n_M} b_M^{\frac{b_M + 1}{n_M}} \Gamma\left(\frac{b_M + 1}{n_M}\right)$	$\frac{\Gamma(b_M)}{b_M^{b_M}}$	$\frac{1}{n_M} b_M^{\frac{b_M + 1}{n_M}} \Gamma\left(\frac{b_M + 1}{n_M}\right)$

Similar expressions may be obtained for $M'_{\text{ avg}}$, $D'_{\text{ avg}}$ and $M'_{M\text{ avg}}$, $D'_{M\text{ avg}}$.

6.4 Self-Similarity Condition 2

The second self-similarity condition requires that changing the average fragment size does not change key parameters. Sections 4.4 and 5.4 assumed that l and n are invariant while b is non-invariant. However, for Gamma distributions, l is a function of b . Since b is non-invariant, l must also be non-invariant. Thus, in fact, Gamma size distributions have no invariant parameters.

To distinguish between the different parameters sets, A, B, C, and D may be used to refer to normalization by $D_{M\text{ avg}}$, $D_{\text{ avg}}$, $D'_{M\text{ avg}}$, and $D'_{\text{ avg}}$, respectively. For example, Table 14 gives expressions for ratios of fragment averages for Type IA, IIB, IIIA, and IVB Gamma size distributions.

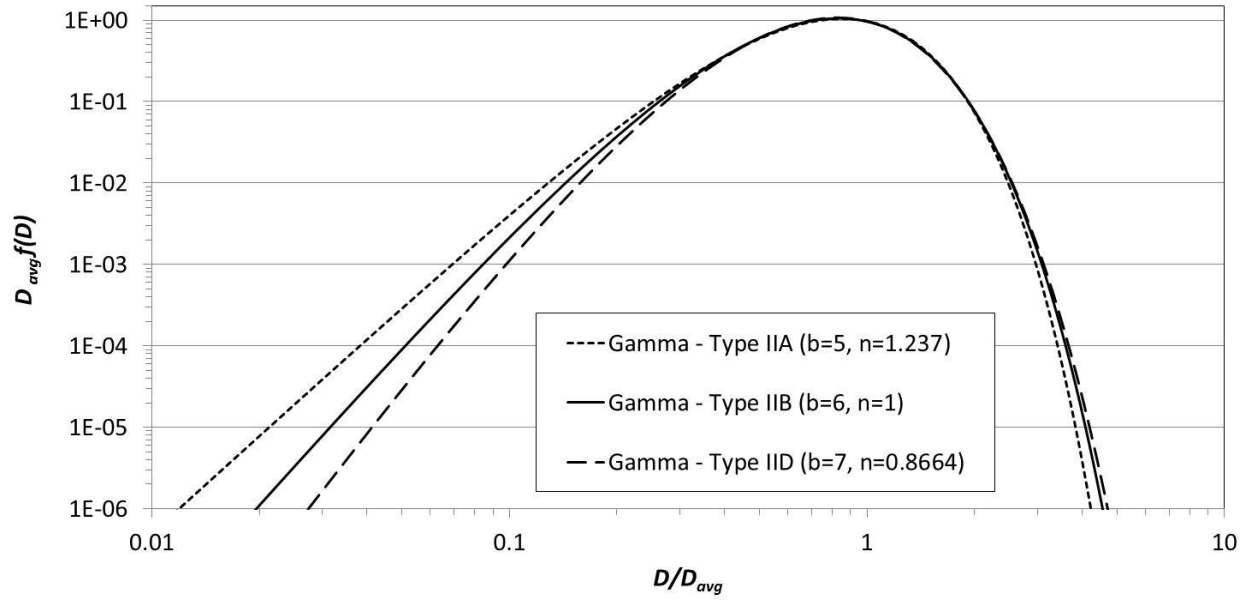
Table 15. Ratios of averages for selected Gamma size distributions.

	IA ($D_{M\text{ avg}}$)	IIB (D_{avg})	IIIA ($D_{M\text{ avg}}$)	IVB (D_{avg})
Q	$\frac{b_M}{b_M - m}$	$\frac{b + m}{b}$	$\frac{b_M - 1 + 1/m}{b_M - 1}$	$\frac{b + 1/m}{b}$
R	$\frac{b_M - m}{b_M - m - 1}$	$\frac{b}{b - 1}$	$\frac{\Gamma\left(b_M - 1 + \frac{1}{m}\right)\Gamma\left(b_M - 1 - \frac{1}{m}\right)}{\Gamma(b_M - 1)^2}$	$\frac{\Gamma\left(b + \frac{1}{m}\right)\Gamma\left(b - \frac{1}{m}\right)}{\Gamma(b)^2}$
R_M	$\frac{b_M}{b_M - 1}$	$\frac{b + m}{b + m - 1}$	$\frac{\Gamma\left(b_M + \frac{1}{m}\right)\Gamma\left(b_M - \frac{1}{m}\right)}{\Gamma(b_M)^2}$	$\frac{\Gamma\left(b + 1 + \frac{1}{m}\right)\Gamma\left(b + 1 - \frac{1}{m}\right)}{\Gamma(b + 1)^2}$

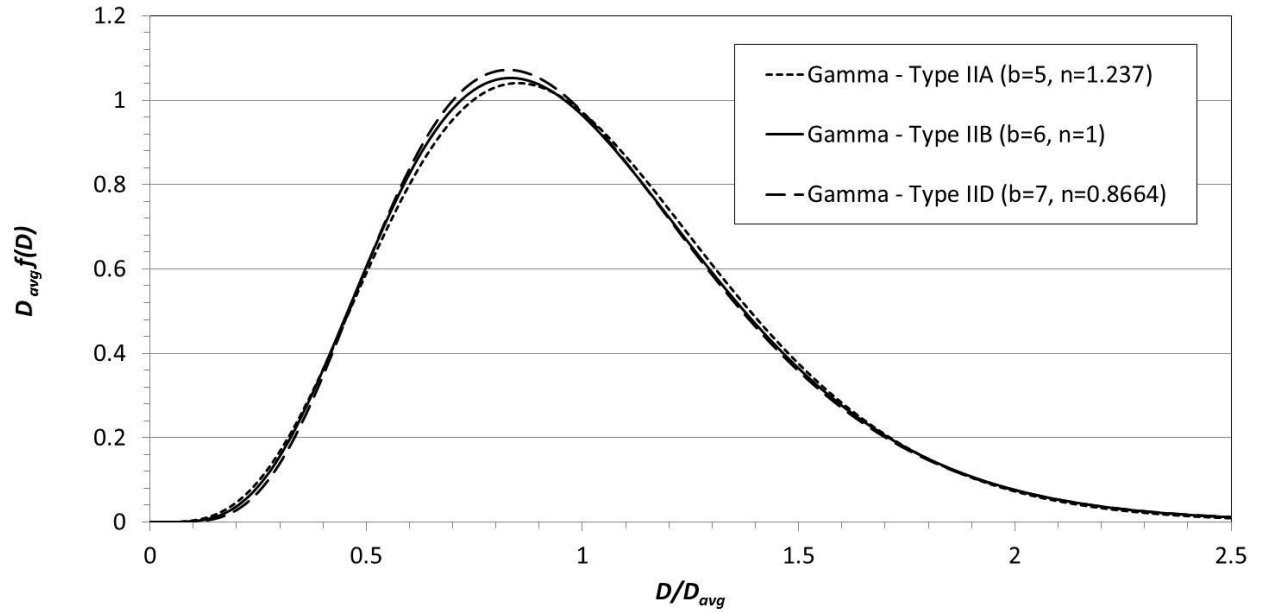
6.5 Self-Similarity Condition 3

As already noted, the parameters in the Gamma size distribution change when the normalization changes. However, the Gamma size distribution itself may remain approximately the same. In fact, Type IIA, IIB, and IID Gamma size distributions are nearly identical except for the smallest fragments.

Figure 1 shows an example where the Type IIA curve is plotted as $Q^{-1} f(Q^{-1}D)$, the Type IIB curve is plotted as $f(D)$, and the Type IID curve is plotted as $Rf(RD)$.



(a.) Log-log plane



(b.) Linear-linear plane

Figure 1. An example showing that Gamma size distributions may be approximately the same regardless of normalization. In particular, the Type IIA is normalized by (and ensures the correct value for) the mass mean diameter, the Type IIB is normalized by (and ensures the correct value for) the count mean diameter, and the Type IID is normalized by (and ensures the correct value for) the average defined by Equation (12).

7. Two-Parameter Form: Weibull Size Distributions

7.1 Introduction

Consider the following size distributions:

$$\text{Type I: } f_M(D) = \frac{1}{BD_{avg}} \left(\frac{D}{D_{avg}} \right)^{n-1} \exp \left[-b \left(\frac{D}{D_{avg}} \right)^n \right] \quad (58)$$

$$\text{Type II: } f(D) = \frac{1}{AD_{avg}} \left(\frac{D}{D_{avg}} \right)^{n-1} \exp \left[-b \left(\frac{D}{D_{avg}} \right)^n \right] \quad (59)$$

$$\text{Type III: } f_M(M) = \frac{1}{BM_{avg}} \left(\frac{M}{M_{avg}} \right)^{n-1} \exp \left[-b \left(\frac{M}{M_{avg}} \right)^n \right] \quad (60)$$

$$\text{Type IV: } f(M) = \frac{1}{AM_{avg}} \left(\frac{M}{M_{avg}} \right)^{n-1} \exp \left[-b \left(\frac{M}{M_{avg}} \right)^n \right] \quad (61)$$

Equations (58) to (61) will be referred to as *Weibull size distributions* after Weibull (1939a,b). For a modern treatment of Weibull distributions, see, e.g., Rinne (2008). Type I and II Weibull size distributions are examples of Rosin-Rammler (a.k.a. Nukiyama-Tanasawa or generalized Gamma) size distributions as discussed in Section 4 with:

$$\text{Type I: } l = n - m - 1 \quad (\text{i.e., } k = n - 1) \quad (62a)$$

$$\text{Type II: } l = n - 1 \quad (62b)$$

Notice that Equation (62) is the same as Equation (48), except that n replaces b . Similarly, Type III and IV Weibull size distributions are examples of alternative three-parameter size distributions as discussed in Section 5 with:

$$\text{Type III: } l = n - 2 \quad (\text{i.e., } k = n - 1) \quad (63a)$$

$$\text{Type IV: } l = n - 1 \quad (63b)$$

Notice that Equation (63) is the same as Equation (49), except that n replaces b .

It can be shown that Type I and III Weibull distributions are the same, provided that n in the Type III equals n/m in the Type I (and that the other parameters are adjusted accordingly). Similarly, Type II and IV Weibull distributions are the same, provided that n in the Type IV equals n/m in the Type II (and that the other parameters are adjusted accordingly).

Type I Weibull distributions are commonly known as *Rosin-Rammler-Sperling-Bennett (RRSB) distributions* after Rosin et. al. (1933) and Bennett (1936). Type II Weibull distributions are sometimes known as *generalized Mott-Linfoot distributions* after Mott & Linfoot (1943), e.g., Mock & Holt (1983), Grady et. al. (2001), Grady (2006), Arnold & Rottenkolber (2008).

As an example, the meteorology community commonly uses the Marshall-Palmer (1948) law for raindrop size distributions. The Marshall-Palmer law is a universal Type II Weibull size distribution with $n = 1$ and $m = 3$. Villermaux & Bossa (2009) showed that the Marshall-Palmer law can be “understood from the fragmentation products of non-interacting, isolated drops.” As another example, the weapons effects community commonly uses the Mott-Linfoot (1943) distributions to describe metal casing fragments; see also, e.g., Grady (2006). The Mott-Linfoot distributions are universal Type II Weibull distributions with n/m equal to 1/2 or 1/3.

7.2 Transformation Condition

Using the expressions from Section 2, Equations (58) to (61) can each be recast into eight equivalent forms. As an example, Table 16 shows eight different forms for Type II Weibull size distributions. Table 16 is obtained by substituting $l = n - 1$ in Table 1. Notice that the expression $\Gamma(1, x) = \exp(-x)$ has been used.

Table 16a. Type II Weibull size distributions expressed in terms of F and f .

$F(D) = \exp[-b(D/D_{avg})^n]$	$F(M) = \exp[-d(M/M_{avg})^{n/m}]$
$f(D) = \frac{1}{AD_{avg}} \left(\frac{D}{D_{avg}}\right)^{n-1} \exp\left[-b\left(\frac{D}{D_{avg}}\right)^n\right]$	$f(M) = \frac{S}{mAM_{avg}} \left(\frac{SM}{M_{avg}}\right)^{n/m-1} \exp\left[-d\left(\frac{M}{M_{avg}}\right)^{n/m}\right]$

Table 16b. Type II Weibull size distributions expressed in terms of F_M and f_M .

$F_M(D) = \frac{\Gamma[1 + m/n, b(D/D_{avg})^n]}{\Gamma(1 + m/n)}$	$F_M(M) = \frac{\Gamma[1 + m/n, d(M/M_{avg})^{n/m}]}{\Gamma(1 + m/n)}$
$f_M(D) = \frac{1}{BD_{avg}} \left(\frac{D}{D_{avg}}\right)^{n+m-1} \exp\left[-b\left(\frac{D}{D_{avg}}\right)^n\right]$	$f_M(M) = \frac{S}{mBM_{avg}} \left(\frac{SM}{M_{avg}}\right)^{n/m} \exp\left[-d\left(\frac{M}{M_{avg}}\right)^{n/m}\right]$

By Equations (24) and (62), the transformation conditions for Type I and II Weibull size distributions are as follows:

$$\text{Type I:} \quad n > m \quad \text{or} \quad n < 0 \quad (64a)$$

$$\text{Type II:} \quad n > 0 \quad \text{or} \quad n < -m \quad (64b)$$

By Equations (39) and (63), the transformation conditions for Type III and IV Weibull size distribution are as follows:

$$\text{Type III: } n > 1 \quad \text{or } n < 0 \quad (65a)$$

$$\text{Type IV: } n > 0 \quad \text{or } n < -1 \quad (65b)$$

When n is negative, which is rare, these are sometimes called *negative* or *inverse* or *reverse Weibull distributions*, e.g., Rinne (2008), Lai (2014). Negative Weibull distributions have mainly been used for reliability engineering rather than fragmentation.

7.3 Self-Similarity Condition 1

Table 17 shows the parameters which ensure that Equations (58) to (61) obtain the correct D_{avg} and M_{avg} . Table 17 is derived by substituting Equations (62) and (63) into Tables 2 and 9.

Table 17. Parameters for Weibull distributions which ensure the correct D_{avg} and M_{avg} .

	I	II	III	IV
b	$\frac{\Gamma\left(1 - \frac{m-1}{n}\right)^n}{\Gamma\left(1 - \frac{m}{n}\right)^n}$	$\Gamma\left(1 + \frac{1}{n}\right)^n$	$\Gamma\left(1 - \frac{1}{n}\right)^{-n}$	$\Gamma\left(1 + \frac{1}{n}\right)^n$
d	$\Gamma\left(1 - \frac{m}{n}\right)^{-\frac{n}{m}}$	$\Gamma\left(1 + \frac{m}{n}\right)^{\frac{n}{m}}$	$\frac{\Gamma\left(1 - \frac{m-1}{mn}\right)^{mn}}{\Gamma\left(1 - \frac{1}{n}\right)^{mn}}$	$\Gamma\left(1 + \frac{1}{mn}\right)^{mn}$
S	$\frac{b^{-\frac{m}{n}}}{\Gamma\left(1 - \frac{m}{n}\right)}$	$b^{-\frac{m}{n}} \Gamma\left(1 + \frac{m}{n}\right)$	$b^{\frac{1}{mn}} \frac{\Gamma\left(1 - \frac{1}{n}\right)}{\Gamma\left(1 - \frac{m-1}{mn}\right)}$	$\frac{b^{\frac{1}{mn}}}{\Gamma\left(1 + \frac{1}{mn}\right)}$
A	$\frac{1}{ n } b^{-\left(1 - \frac{m}{n}\right)} \Gamma\left(1 - \frac{m}{n}\right)$	$\frac{1}{ n b}$	$\frac{1}{ n } b^{-\left(1 - \frac{1}{n}\right)} \Gamma\left(1 - \frac{1}{n}\right)$	$\frac{1}{ n b}$
B	$\frac{1}{ n b}$	$\frac{1}{ n } b^{-\left(1 + \frac{m}{n}\right)} \Gamma\left(1 + \frac{m}{n}\right)$	$\frac{1}{ n b}$	$\frac{1}{ n } b^{-\left(1 + \frac{1}{n}\right)} \Gamma\left(1 + \frac{1}{n}\right)$

Suppose $D_{M_{avg}}$ is used as the reference diameter instead of D_{avg} and, similarly, $M_{M_{avg}}$ is used as the reference mass instead of M_{avg} . Assume that this change does not affect the key parameter n . Then Equations (58) to (61) become:

$$\text{Type I:} \quad f_M(D) = \frac{1}{B_M D_{M \text{ avg}}} \left(\frac{D}{D_{M \text{ avg}}} \right)^{n-1} \exp \left[-b_M \left(\frac{D}{D_{M \text{ avg}}} \right)^n \right] \quad (66)$$

$$\text{Type II:} \quad f(D) = \frac{1}{A_M D_{M \text{ avg}}} \left(\frac{D}{D_{M \text{ avg}}} \right)^{n-1} \exp \left[-b_M \left(\frac{D}{D_{M \text{ avg}}} \right)^n \right] \quad (67)$$

$$\text{Type III:} \quad f_M(M) = \frac{1}{B_M M_{M \text{ avg}}} \left(\frac{M}{M_{M \text{ avg}}} \right)^{n-1} \exp \left[-b_M \left(\frac{M}{M_{M \text{ avg}}} \right)^n \right] \quad (68)$$

$$\text{Type IV:} \quad f(M) = \frac{1}{A_M M_{M \text{ avg}}} \left(\frac{M}{M_{M \text{ avg}}} \right)^{n-1} \exp \left[-b_M \left(\frac{M}{M_{M \text{ avg}}} \right)^n \right] \quad (69)$$

Then Table 18 replaces Table 17.

Table 18. Parameters for Weibull distributions which ensure the correct $D_{M \text{ avg}}$ and $M_{M \text{ avg}}$.

	I	II	III	IV
b_M	$\Gamma\left(1 + \frac{1}{n}\right)^n$	$\frac{\Gamma\left(1 + \frac{m+1}{n}\right)^n}{\Gamma\left(1 + \frac{m}{n}\right)^n}$	$\Gamma\left(1 + \frac{1}{n}\right)^n$	$\frac{\Gamma\left(1 + \frac{2}{n}\right)^n}{\Gamma\left(1 + \frac{1}{n}\right)^n}$
d_M	$\Gamma\left(1 + \frac{m}{n}\right)^{\frac{n}{m}}$	$\frac{\Gamma\left(1 + \frac{2m}{n}\right)^{\frac{n}{m}}}{\Gamma\left(1 + \frac{m}{n}\right)^{\frac{n}{m}}}$	$\Gamma\left(1 + \frac{1}{nm}\right)^{mn}$	$\frac{\Gamma\left(1 + \frac{m+1}{nm}\right)^{mn}}{\Gamma\left(1 + \frac{1}{n}\right)^{mn}}$
S_M	$b_M^{\frac{m}{n}} \Gamma\left(1 + \frac{m}{n}\right)$	$b_M^{\frac{m}{n}} \frac{\Gamma\left(1 + \frac{2m}{n}\right)}{\Gamma\left(1 + \frac{m}{n}\right)}$	$\frac{b_M^{\frac{1}{mn}}}{\Gamma\left(1 + \frac{1}{nm}\right)}$	$b_M^{\frac{1}{mn}} \frac{\Gamma\left(1 + \frac{1}{n}\right)}{\Gamma\left(1 + \frac{m+1}{nm}\right)}$
A_M	$\frac{1}{ n } b_M^{-\left(1 - \frac{m}{n}\right)} \Gamma\left(1 - \frac{m}{n}\right)$	$\frac{1}{ n b_M}$	$\frac{1}{ n } b_M^{-\left(1 - \frac{1}{n}\right)} \Gamma\left(1 - \frac{1}{n}\right)$	$\frac{1}{ n b_M}$
B_M	$\frac{1}{ n b_M}$	$\frac{1}{ n } b_M^{-\left(1 + \frac{m}{n}\right)} \Gamma\left(1 + \frac{m}{n}\right)$	$\frac{1}{ n b_M}$	$\frac{1}{ n } b_M^{-\left(1 + \frac{1}{n}\right)} \Gamma\left(1 + \frac{1}{n}\right)$

Similar expressions may be obtained for M'_{avg} , D'_{avg} and $M'_{M \text{ avg}}$, $D'_{M \text{ avg}}$.

7.4 Self-Similarity Condition 2

The second self-similarity condition requires that changing the average fragment size does not change key parameters. Sections 4.4 and 5.4 assumed that l and n were invariant. For Weibull distributions, l is a function of the invariant n . Thus both l and n are, in fact, invariant.

Table 19 gives expressions for ratios of fragment averages. Table 19a is obtained by substituting Equation (64) in Table 6. Similarly, Table 19b is obtained by substituting Equation (65) into Table 11.

Table 19a. Ratios of averages for Type I and II Weibull distributions.

	I	II
Q	$\frac{\Gamma\left(1+\frac{1}{n}\right)\Gamma\left(1-\frac{m}{n}\right)}{\Gamma\left(1-\frac{m-1}{n}\right)}$	$\frac{\Gamma\left(1+\frac{m+1}{n}\right)}{\Gamma\left(1+\frac{1}{n}\right)\Gamma\left(1+\frac{m}{n}\right)}$
R	$\frac{\Gamma\left(1-\frac{m+1}{n}\right)\Gamma\left(1-\frac{m-1}{n}\right)}{\Gamma\left(1-\frac{m}{n}\right)^2}$	$\Gamma\left(1+\frac{1}{n}\right)\Gamma\left(1-\frac{1}{n}\right)$
R_M	$\Gamma\left(1+\frac{1}{n}\right)\Gamma\left(1-\frac{1}{n}\right)$	$\frac{\Gamma\left(1+\frac{m+1}{n}\right)\Gamma\left(1+\frac{m-1}{n}\right)}{\Gamma\left(1+\frac{m}{n}\right)^2}$

Table 19b. Ratios of averages for Type III and IV Weibull distributions.

	III	IV
Q	$\frac{\Gamma\left(1-\frac{1}{n}\right)\Gamma\left(1+\frac{1}{mn}\right)}{\Gamma\left(1-\frac{m-1}{mn}\right)}$	$\frac{\Gamma\left(1+\frac{m+1}{mn}\right)}{\Gamma\left(1+\frac{1}{n}\right)\Gamma\left(1+\frac{1}{mn}\right)}$
R	$\frac{\Gamma\left(1-\frac{m-1}{mn}\right)\Gamma\left(1-\frac{m+1}{mn}\right)}{\Gamma\left(1-\frac{1}{n}\right)^2}$	$\Gamma\left(1+\frac{1}{mn}\right)\Gamma\left(1-\frac{1}{mn}\right)$
R_M	$\Gamma\left(1+\frac{1}{mn}\right)\Gamma\left(1-\frac{1}{mn}\right)$	$\frac{\Gamma\left(1+\frac{m-1}{mn}\right)\Gamma\left(1+\frac{m+1}{mn}\right)}{\Gamma\left(1+\frac{1}{n}\right)^2}$

7.4 Self-Similarity Condition 3

The proofs given in Section 4.5 and 5.5 apply. In other words, when n is fixed and the other parameters vary as in Table 18, Weibull distributions are the same regardless of the choice of average fragment size.

8. Modified Gamma and Weibull Distributions

As defined here, Type I and II *modified Gamma size distributions* are examples of Rosin-Rammler (a.k.a Nukiyama-Tanasawa or generalized Gamma) size distributions as discussed in Section 4 with:

$$\text{Type I: } l = ib - m - 1 \quad (70a)$$

$$\text{Type II: } l = ib - 1 \quad (70b)$$

where i is any integer greater than 1. Notice that Equation (70) is the same as Equation (48), except that ib replaces b . Similarly, Type III and IV modified Gamma size distributions are examples of the alternative three-parameter size distributions as discussed in Section 5 with:

$$\text{Type III: } l = ib - 2 \quad (71a)$$

$$\text{Type IV: } l = ib - 1 \quad (71b)$$

where i is any integer greater than 1. Notice that Equation (71) is the same as Equation (49), except that ib replaces b .

As defined here, Type I and II *modified Weibull size distributions* are examples of Rosin-Rammler (a.k.a Nukiyama-Tanasawa or generalized Gamma) size distributions as discussed in Section 4 with:

$$\text{Type I: } l = in - m - 1 \quad (72a)$$

$$\text{Type II: } l = in - 1 \quad (72b)$$

where i is any integer greater than 1. Notice that Equation (72) is the same as Equation (62), except that in replaces n . Similarly, Type III and IV modified Gamma size distributions are examples of the alternative three-parameter size distributions as discussed in Section 5 with:

$$\text{Type III: } l = in - 2 \quad (73a)$$

$$\text{Type IV: } l = in - 1 \quad (73b)$$

where i is any integer greater than 1. Notice that Equation (73) is the same as Equation (63), except that in replaces n .

For example, suppose $i = 2$. Then modified Weibull distributions can be written as follows:

$$\text{Type I:} \quad F_M(D) = \left[1 + b \left(\frac{D}{D_{avg}} \right)^n \right] \exp \left[-b \left(\frac{D}{D_{avg}} \right)^n \right] \quad (74)$$

$$\text{Type II:} \quad F(D) = \left[1 + b \left(\frac{D}{D_{avg}} \right)^n \right] \exp \left[-b \left(\frac{D}{D_{avg}} \right)^n \right] \quad (75)$$

$$\text{Type III:} \quad F_M(M) = \left[1 + b \left(\frac{M}{M_{avg}} \right)^n \right] \exp \left[-b \left(\frac{M}{M_{avg}} \right)^n \right] \quad (76)$$

$$\text{Type IV:} \quad F(M) = \left[1 + b \left(\frac{M}{M_{avg}} \right)^n \right] \exp \left[-b \left(\frac{M}{M_{avg}} \right)^n \right] \quad (77)$$

The expression $\Gamma(2, x) = (1 + x) \exp(-x)$ has been used.

Levy et. al. (2010) first suggested Type IV modified Weibull distributions. Daphalapurkar (2015) later suggested Type II modified Weibull distributions. Limited comparisons conducted to date indicate that modified Weibull and Gamma distributions are, for all practical purposes, identical to Weibull and Gamma distributions. They are included here for the sake of completeness.

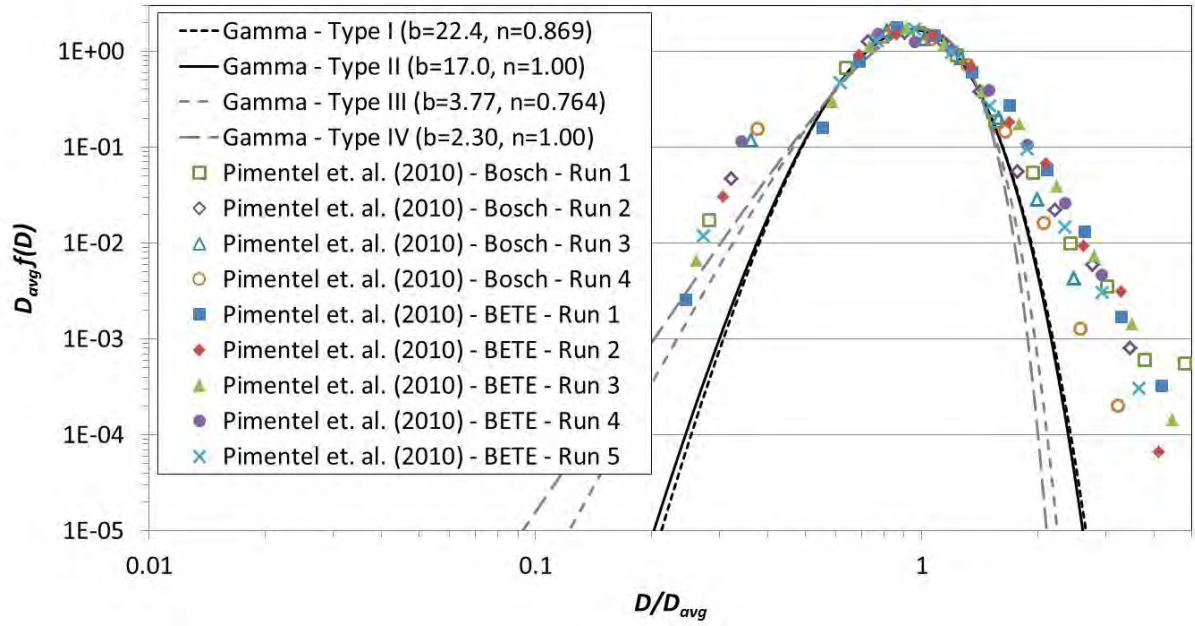
9. Comparisons to Test Data

This section compares Gamma and Weibull size distribution to liquid spray atomization test data. Small size spread data is taken from Pimentel et. al. (2010), medium size spread data is taken from Li & Tankin (1987) and Tishkoff (1979), and large size spread data is taken from Tuner & Moulton (1953).

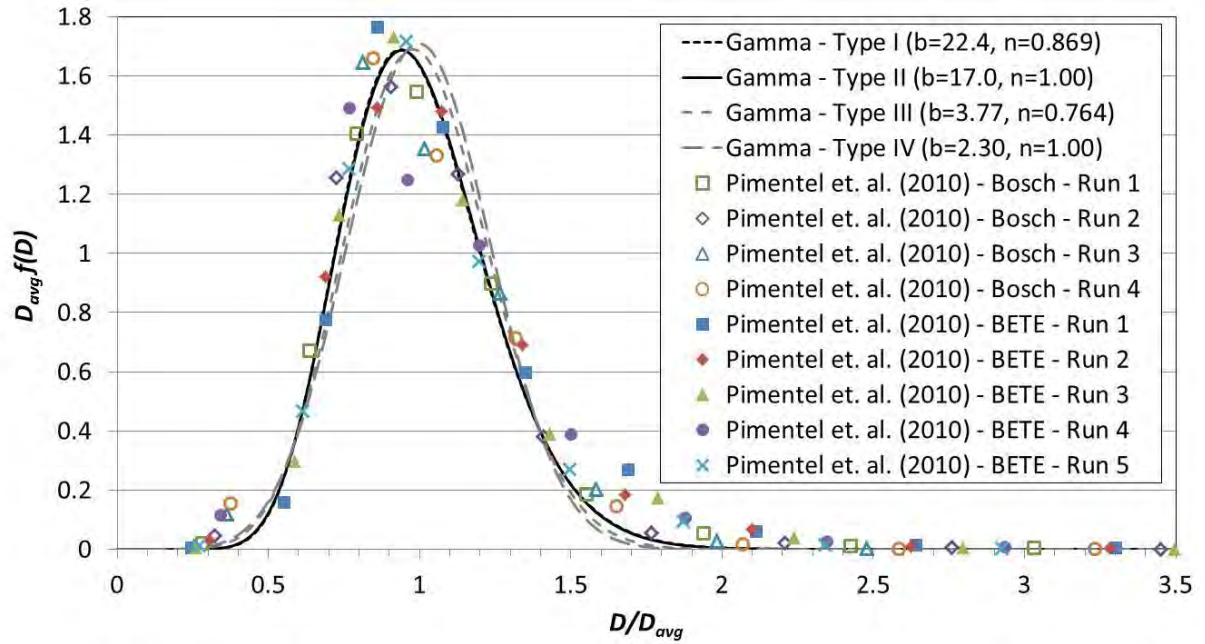
9.1 Gamma Size Distributions

Figures 2, 3, and 4 compare Gamma size distributions to small, medium, and large size spread data, respectively. The Type II Gamma size distributions were taken from Villermaux (2007) and Marmottant & Villermaux (2004a, b). The Type I, III, and IV Gamma size distributions were obtained by matching R to the Type II Gamma size distributions.

As seen in these examples, Gamma size distributions typically match test data well, albeit the agreement sometimes deteriorates at the extremes. With the parameter choices made here, Type I and II Gamma distributions generally outperform Type III and IV Gamma distributions.

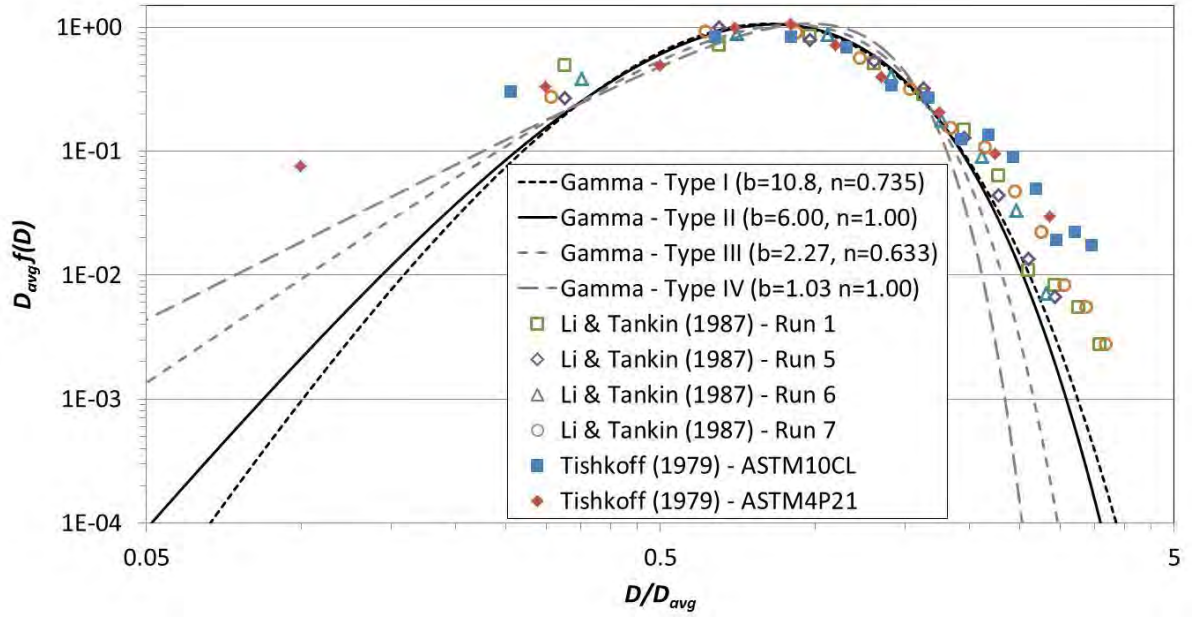


(a.) Log-log plane

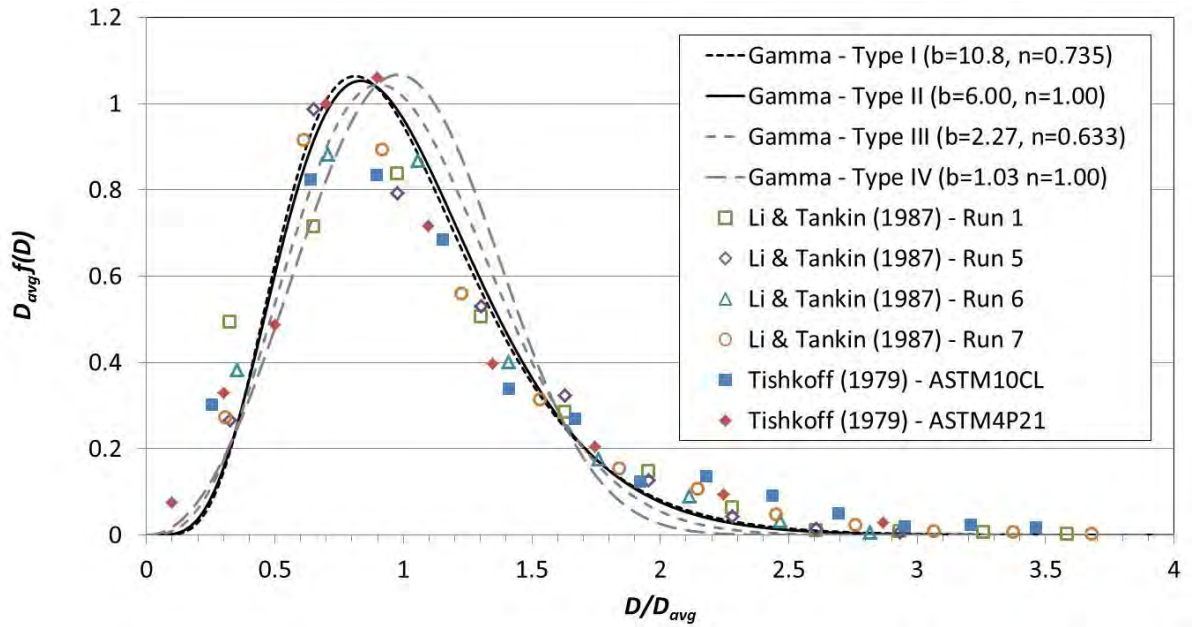


(b.) Linear-Linear Plane

Figure 2. Gamma size distributions vs. small size spread test data for spray atomization taken from Pimentel et. al. (2010). The Type II parameter $b=17$ is taken from Villermaux (2007). The Type I, III, and IV parameters are chosen so that all size distributions have $R=1.0625$. In all cases, $m=3$.

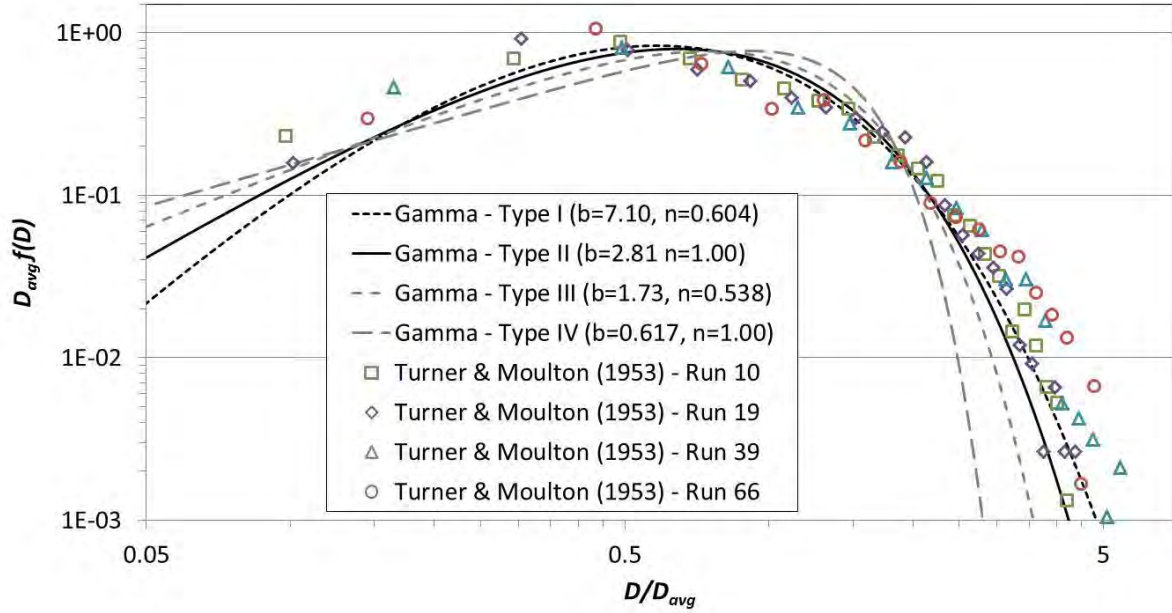


(a.) Log-log plane

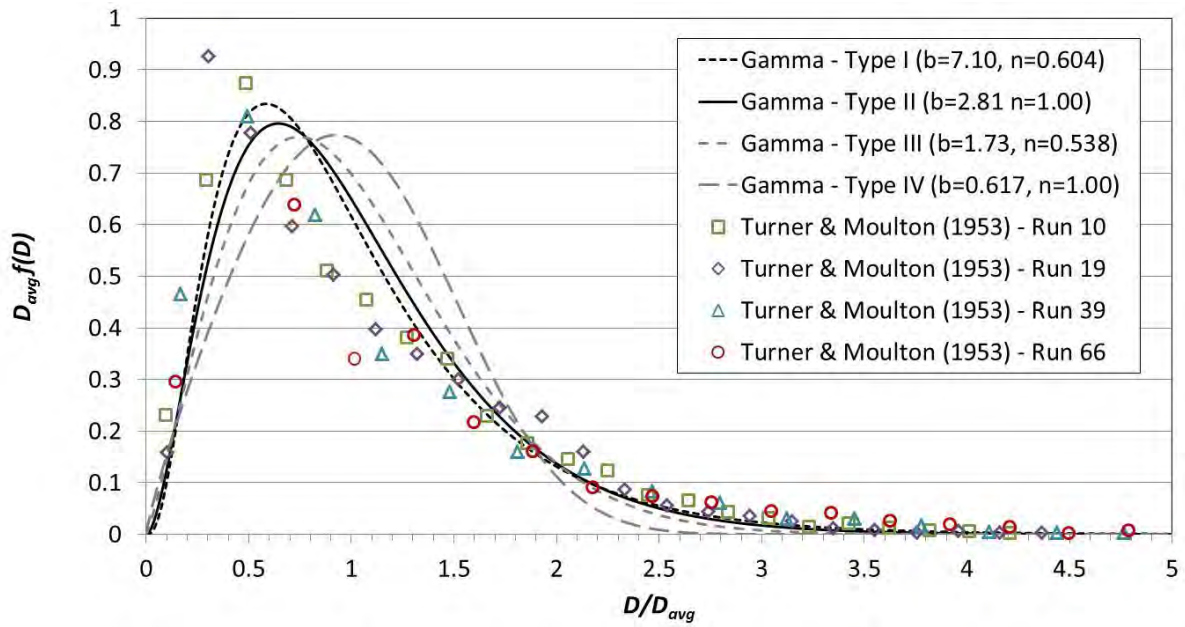


(b.) Linear-linear plane

Figure 3. Gamma size distributions vs. medium size spread test data for spray atomization taken from Li & Tankin (1987) and Tishkoff (1979). The Type II parameter $b=6$ is taken from Marmottant & Villermaux (2004a). The Type I, III, and IV parameters are chosen so that all size distributions have $R=1.2$. In all cases, $m=3$.



(a.) Log-log plane



(b.) Linear-linear plane

Figure 4. Gamma size distributions vs. large size spread test data for spray atomization taken from Turner & Moulton (1953). The Type II parameter $b=2.81$ is taken from Marmottant & Villermaux (2004b). The Type I, III, and IV parameters are chosen so that all size distributions have $R=1.5525$. In all cases, $m=3$.

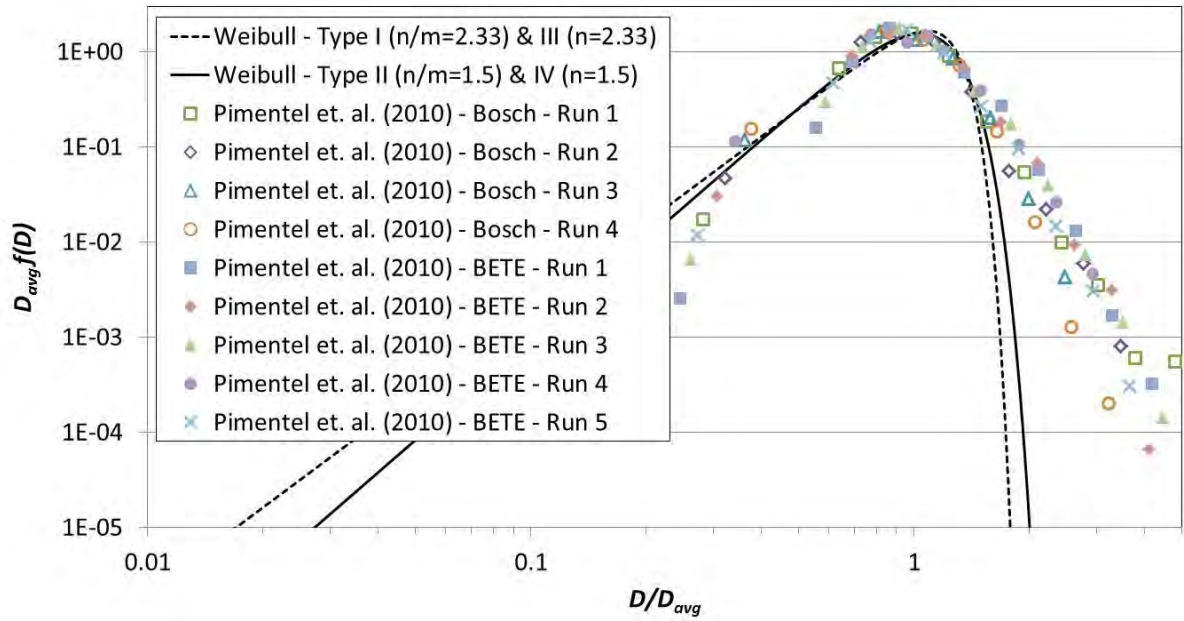
9.2 Weibull Size Distributions

Figures 5, 6, 7, and 8 compare Weibull size distributions to small, medium, and large size spread data, respectively. The Type II Weibull size distributions were taken from Onose & Fujiwara (2004), Grady et. al. (2001), and Mott & Linfoot (1943). The Type I, III, and IV Weibull size distributions were obtained by matching R to the Type II Weibull size distributions.

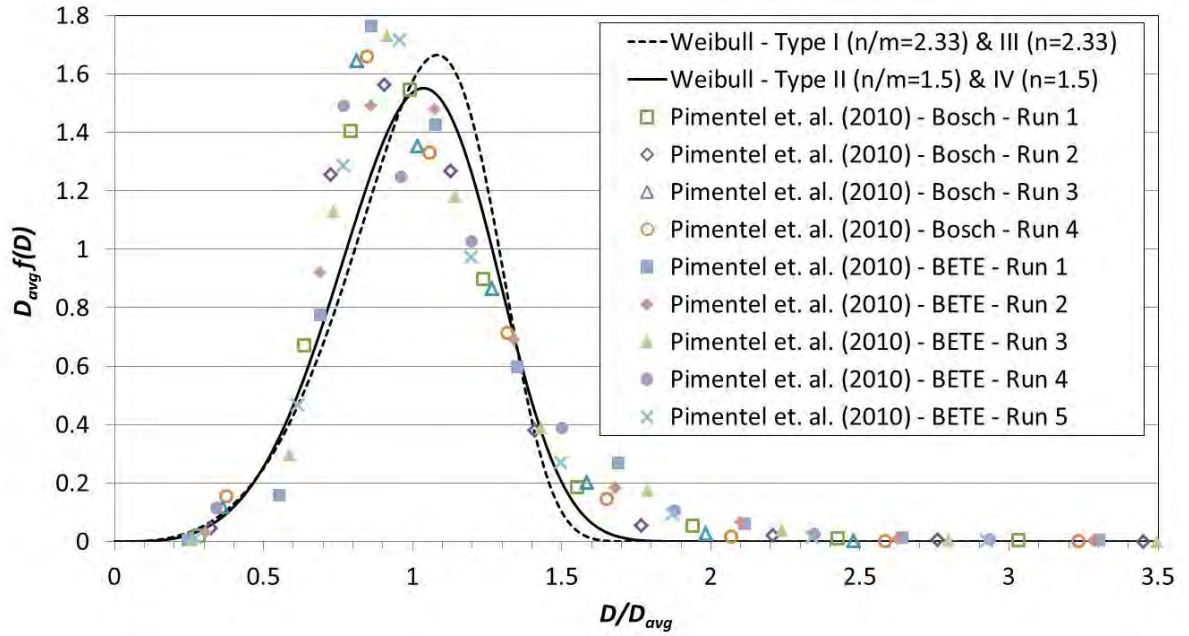
Near the mean for small size spreads, the Weibull distributions skew either right or left, while the test data is nearly symmetric. Other than this, Weibull size distributions offer a reasonably good match to test data. This is true despite the fact that the chosen Weibull distributions were originally meant for solid rather than liquid fragmentation.

Notice that positive Weibull distributions revert to a power law, i.e., they become linear in the log-log plane, for very small fragments. Similarly, negative Weibull distributions revert to a power law, i.e., they become linear in the log-log plane, for very large fragments.

As noted earlier, Type I and III Weibull distributions are identical to each other. Similarly, Type II and IV Weibull distributions are identical to each other. With the parameter choices made here, Type II and IV Weibull distributions tend to outperform Type I and III Weibull distributions.

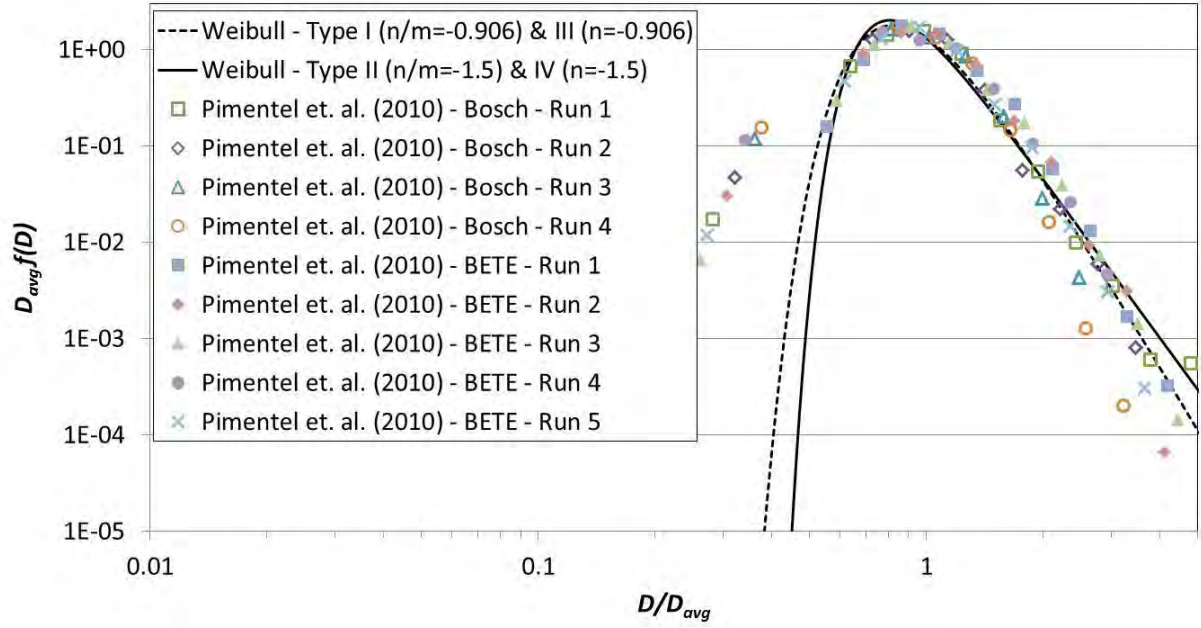


(a.) Log-log plane



(b.) Linear-linear plane

Figure 5. Weibull size distributions vs. small size spread test data for spray atomization taken Pimentel et. al. (2010). All size distributions have $R=1.086$ and $m=3$.



(a.) Log-log plane

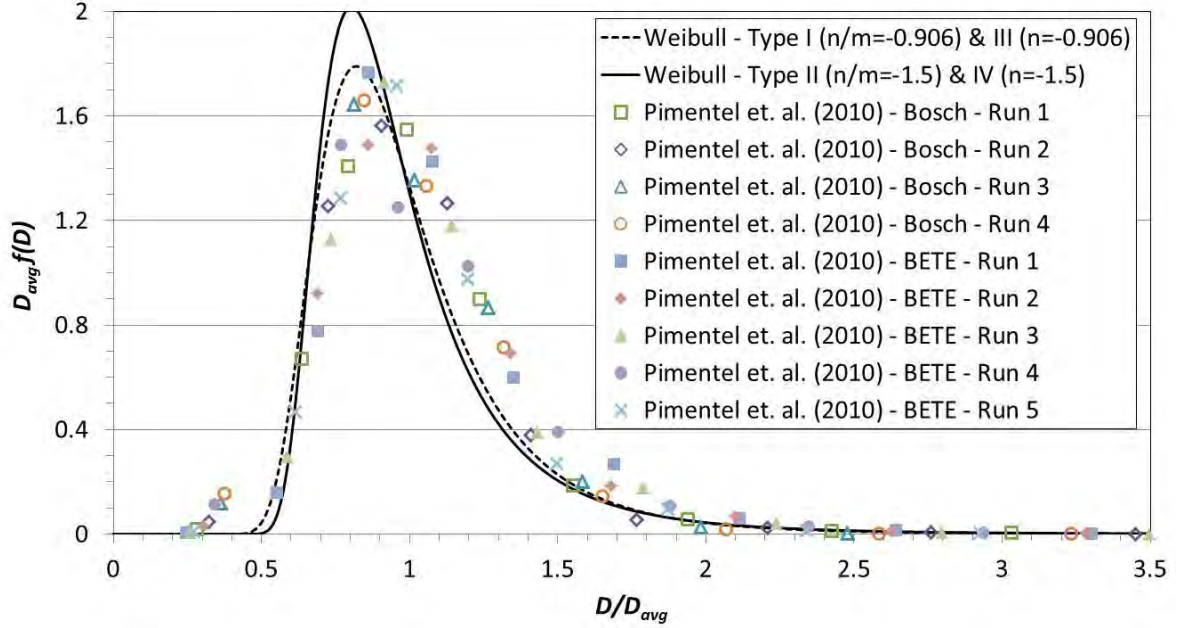
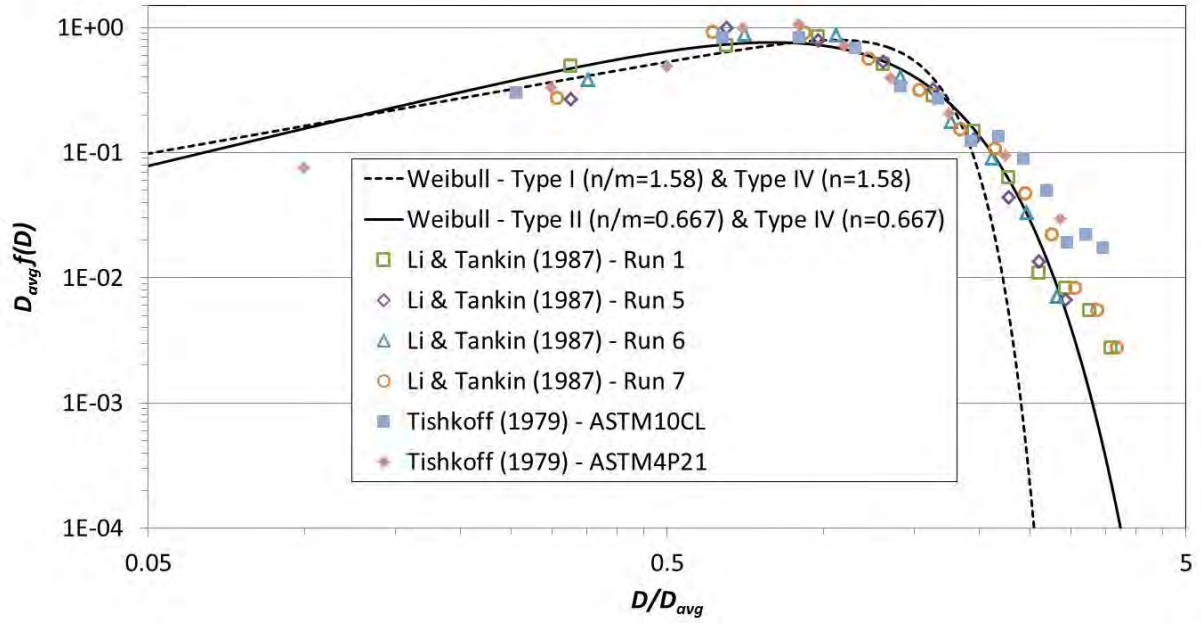
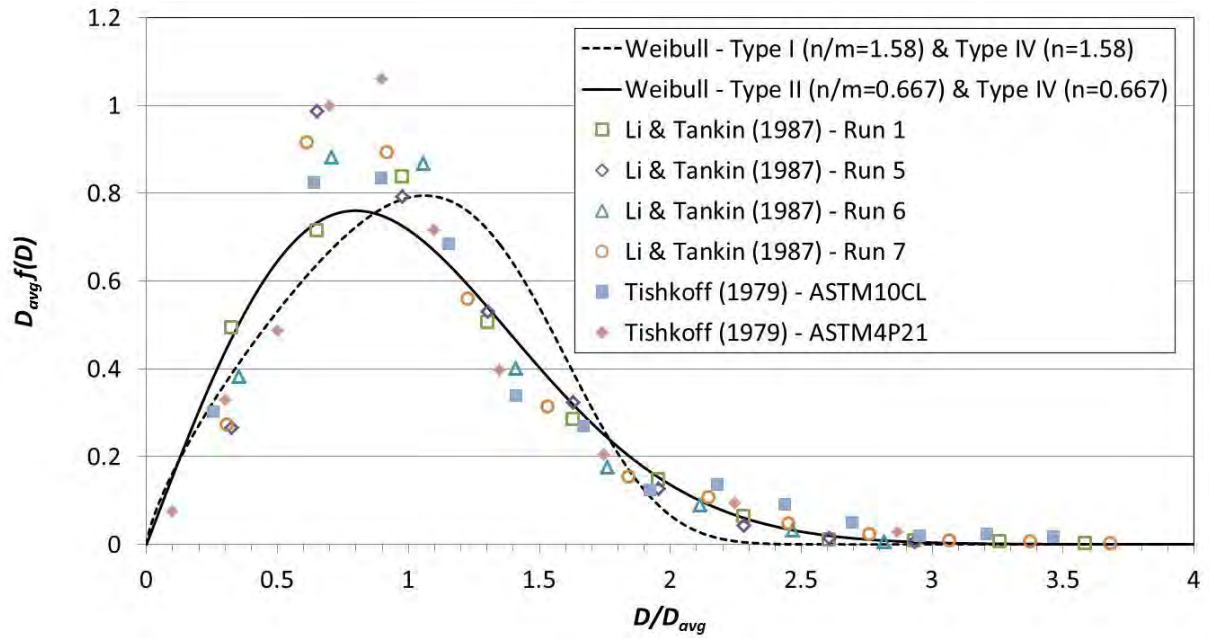


Figure 6. Negative (inverse) Weibull size distributions vs. small size spread test data for spray atomization taken Pimentel et. al. (2010). The Type II parameter $n/m=-1.5$ is taken from Onose & Fujiwara (2004). The Type I, III, and IV parameters are chosen so that all size distributions have $R=1.086$. In all cases, $m=3$.

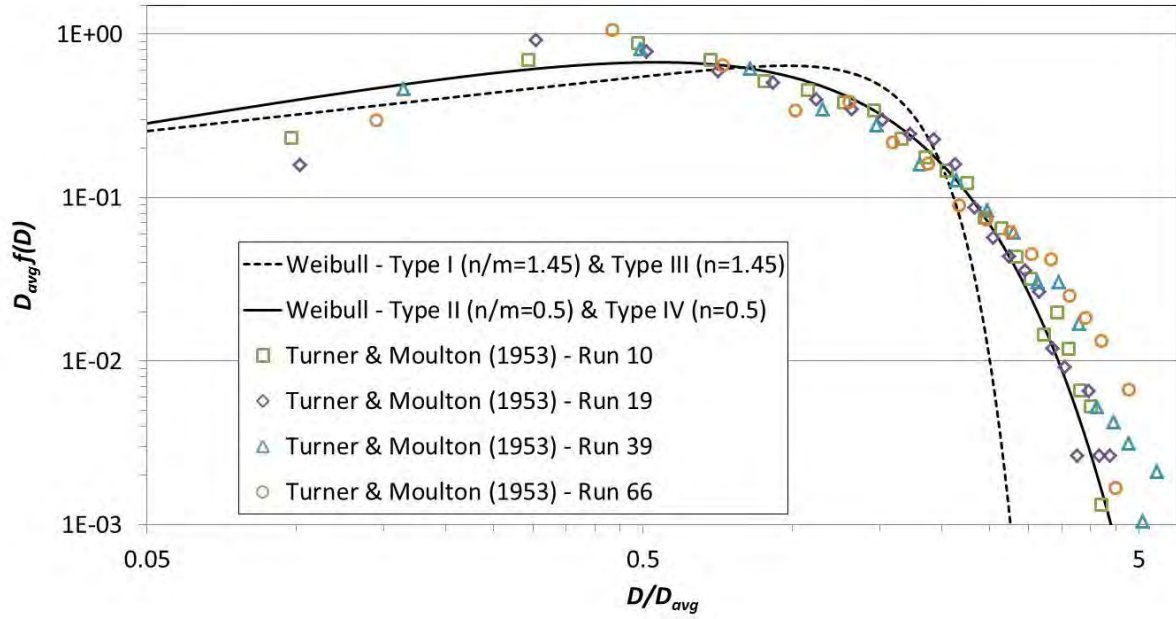


(a.) Log-log plane

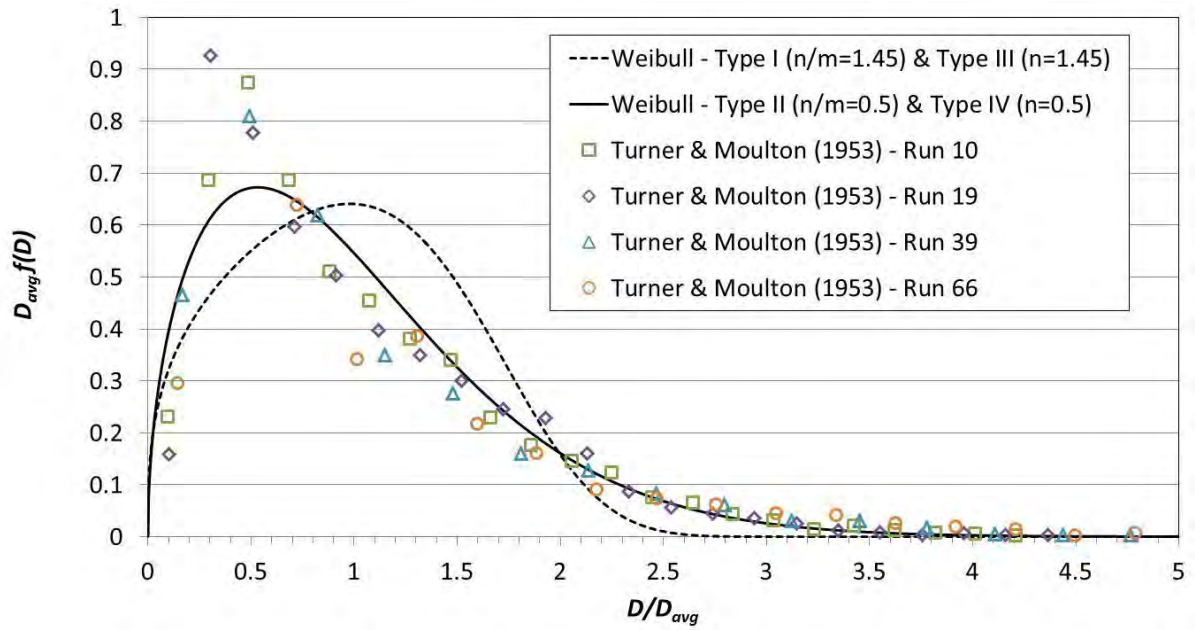


(b.) Linear-linear plane

Figure 7. Weibull size distributions vs. medium size spread test data for spray atomization taken from Li & Tankin (1987) and Tishkoff (1979). The Type II parameter $n/m=0.667$ is taken from Grady et. al. (2001). The Type I, III, and IV parameters are chosen so that all size distributions have $R=1.5708$. In all cases, $m=3$.



(a.) Log-log plane



(b.) Linear-linear plane

Figure 8. Weibull size distributions vs. large size spread test data for spray atomization taken from Turner & Moulton (1953). The Type II parameter $n/m=0.5$ is taken from Mott & Linfoot (1943). The Type I, III, and IV parameters are chosen so that all size distributions have $R=2.418$. In all cases, $m=3$.

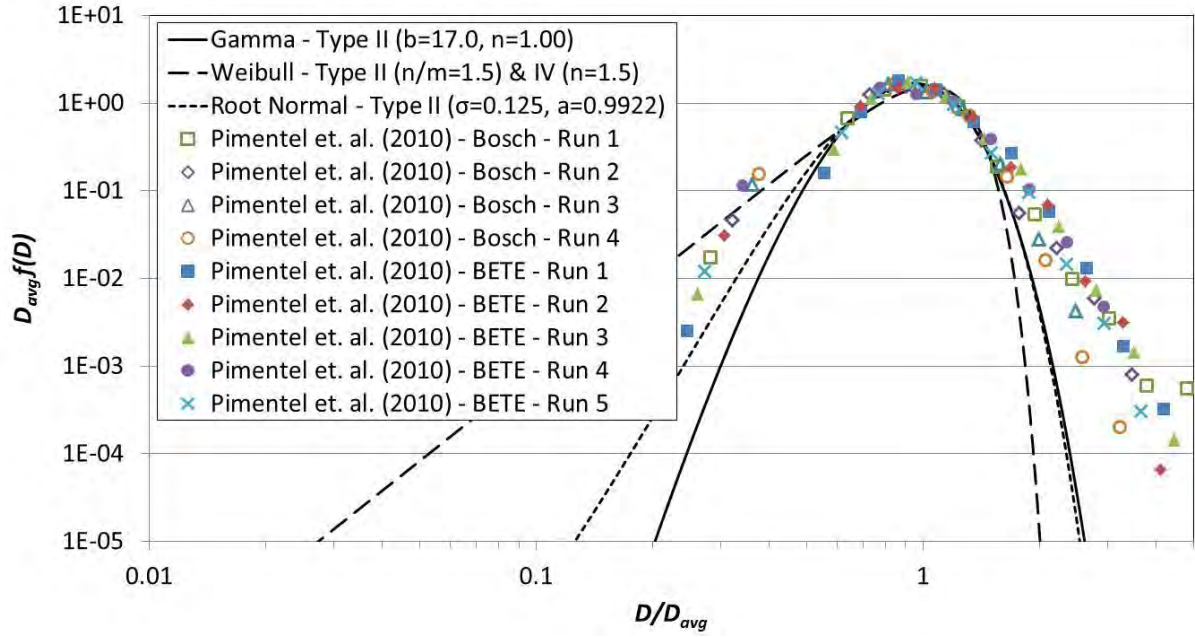
9.3 Gamma vs. Weibull vs. Root Normal Size Distributions

Figures 9, 10, and 11 compare Type II Gamma, Weibull, and root normal size distributions for small, medium, and large size spreads, respectively.

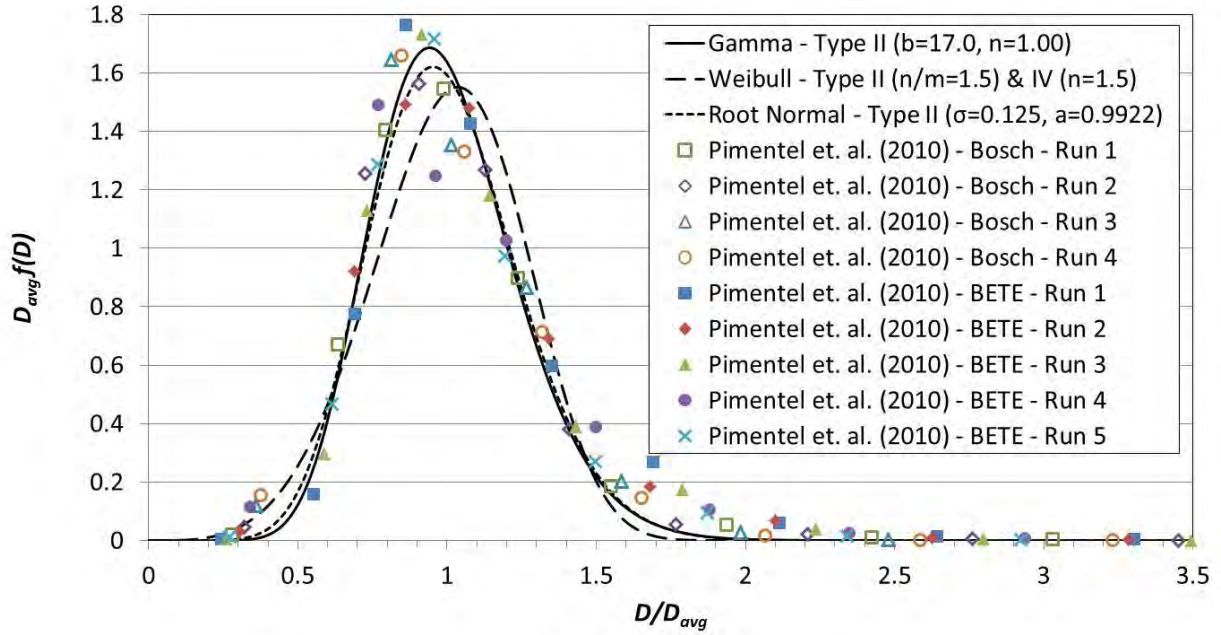
In Figure 9, the Gamma size distribution is taken from Villiermaux (2007), the Weibull size distribution is taken from Onose & Fujiwara (2004), and the root normal size distribution is taken from Sallam et. al. (2006); see also Laney (2015). Notice that $R_M = 1.05 \pm 0.9\%$ in all three cases. Also notice that the Gamma and root normal size distributions are approximately the same, except for the smallest fragments.

In Figure 10, the Gamma size distribution is taken from Marmottant & Villiermaux (2004a), the Weibull size distribution is taken from Grady et. al. (2001), and the root normal size distribution is taken from Wu et. al. (1991); see also Laney (2015). Notice that $R_M = 1.13 \pm 0.5\%$ in all three cases.

In Figure 11, the Gamma size distribution is taken from Marmottant & Villiermaux (2004b), the Weibull size distribution is taken from Mott & Linfoot (1943), and the root normal size distribution is taken from Empie et. al. (1995, 1997); see also Laney (2015). Notice that $R_M = 1.20 \pm 0.7\%$ in all three cases. Also notice that the Weibull and root normal size distributions are approximately the same.

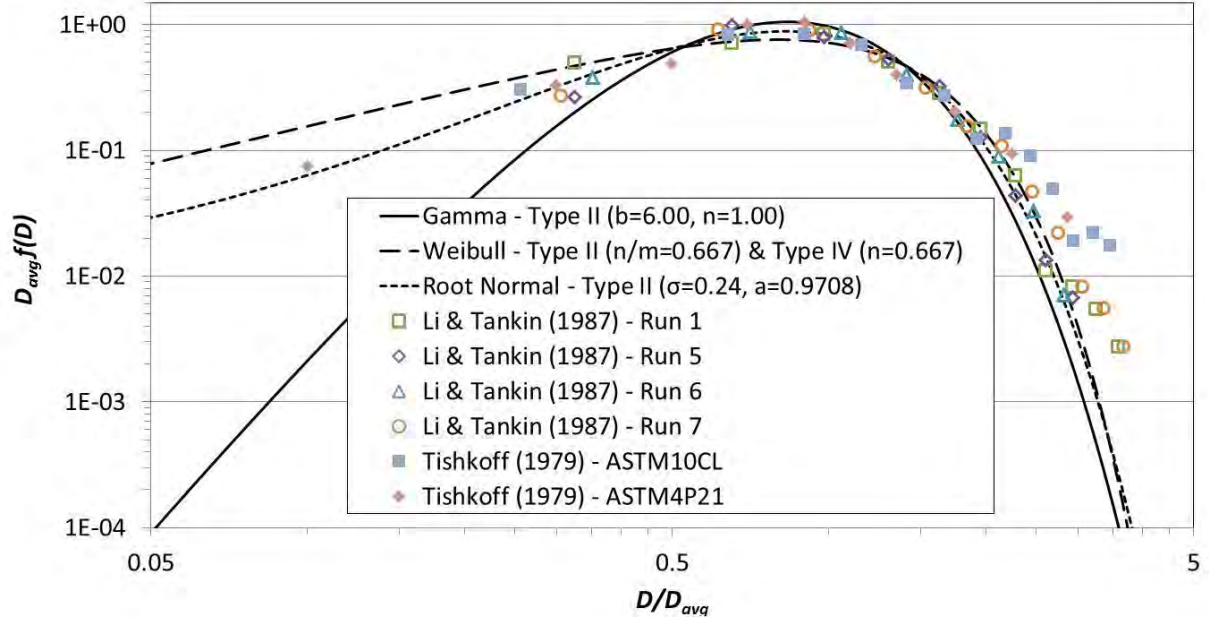


(a.) Log-log plane

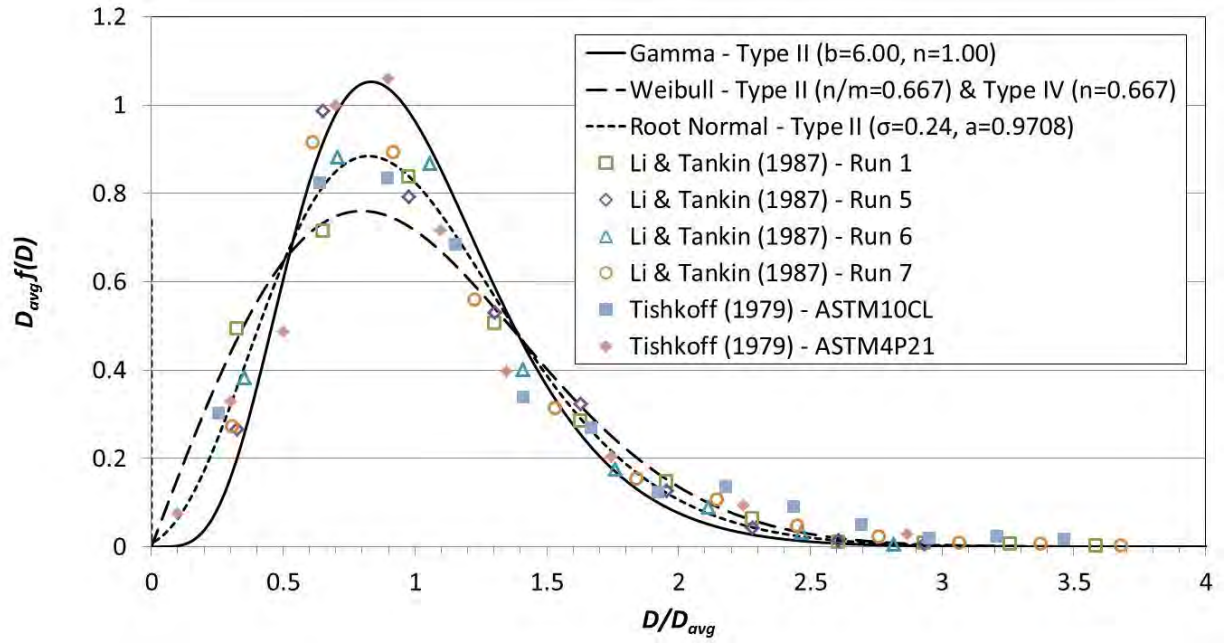


(b.) Linear-linear plane

Figure 9. Type II Gamma, Weibull, and root normal size distributions vs. small size spread test data for spray atomization taken from Pimentel et. al. (2010). All size distributions have $R_M \approx 1.05$ and $m=3$.

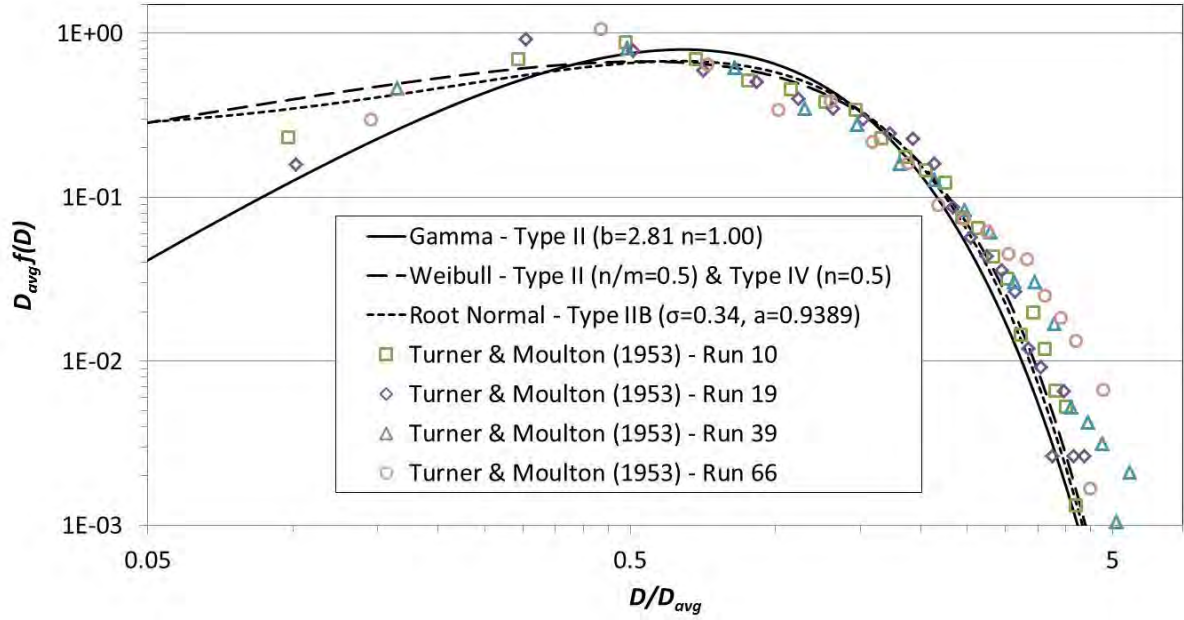


(a.) Log-log plane

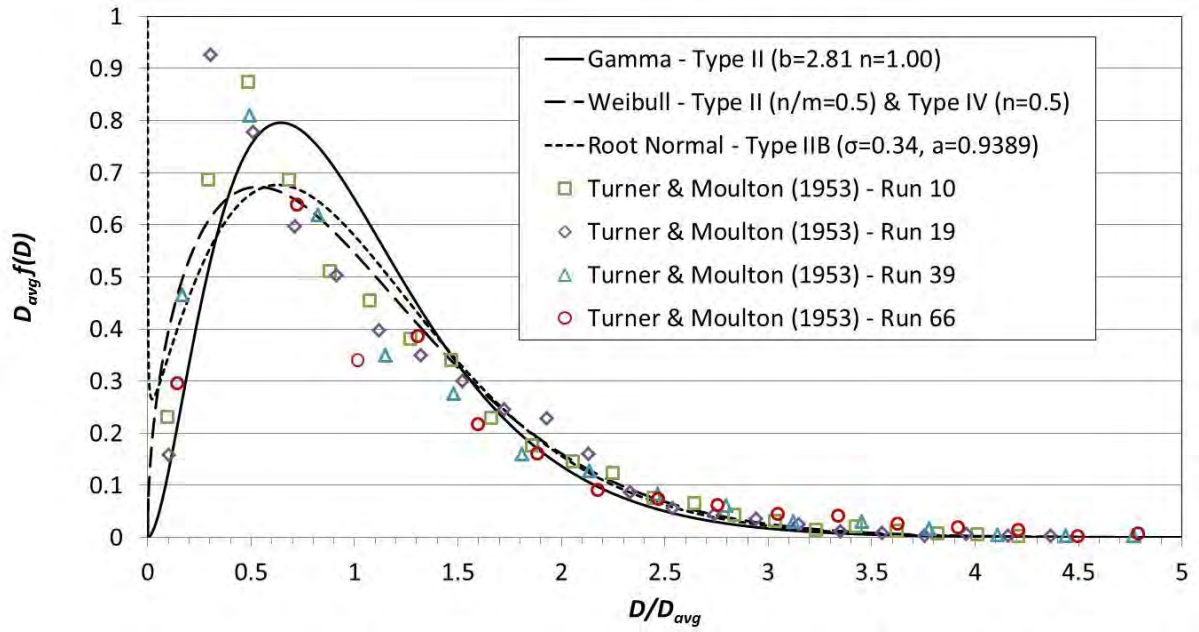


(b.) Linear-linear plane

Figure 10. Type II Gamma, Weibull, and root normal size distributions vs. medium size spread test data for spray atomization taken from Li & Tankin (1987) and Tishkoff (1979). All size distributions have $R_M \approx 1.13$ and $m=3$.



(a.) Log-log plane



(b.) Linear-linear plane

Figure 11. Type II Gamma, Weibull, and root normal size distributions vs. large size spread test data for spray atomization taken from Turner & Moulton (1953). All size distributions have $R_M \approx 1.20$ and $m=3$.

10. Conclusions

This paper has described a number of variants on traditional two-parameter Gamma and Weibull distributions. Each distribution has been classified as one of four types. Within a given type, each distribution has been categorized as either positive or negative, modified or unmodified.

For Weibull distributions, the traditional choices are Type I and Type II, unmodified and positive; all other variants described here are rare or new. For Gamma distributions, the traditional choices are Type II and IV, unmodified and positive; all other variants described here are rare or new. (Notice that there are no negative Gamma distributions.) While initial comparisons with test data are promising, more work is required to determine under what circumstances, if any, rare and new variants equal or outperform traditional choices.

Table 20 summarizes the transformation and self-similarity properties of Gamma and Weibull distributions. Notice that these properties are the same for all variants. For additional perspective, Table 20 also includes root normal size distributions; see Laney (2015).

Table 20. Summary of transformation and self-similarity conditions for three different families of size distributions.

Distribution	Transformation Condition (No Severe Singularities Regardless of Form)	Self-Similarity Conditions		
		1. (Ensures Correct Average)	2. (Parameters Same for Different Averages)	3. (Distribution Same for Different Averages)
Gamma (<i>all variants</i>)	✓	✓	✗	✓
Weibull (<i>all variants</i>)	✓	✓	✓	✓
Traditional Root Normal (Type I)	✗	✗	✗	✓
Improved Root Normal (Type II)	✓	✓	✗	✓

Gamma and root normal size distributions are traditionally used for liquid fragmentation while Weibull distributions are traditionally used for solid fragmentation. However, based on the comparisons given here, they both appear to be equally applicable to liquid and solid fragmentation. This is not surprising given that three-parameter Rosin-Rammler size distributions – which underlie Gamma and Weibull size distributions – are commonly used for both liquid and solid fragmentation.

Except for power laws, most if not all universal size distributions suggested in the research literature belong to one of the three families listed in Table 20. Of the families listed in Table 20, only Weibull size distributions obtain the second self-similarity condition. This means that the exact parameter choice is potentially meaningful for those universals, such as Mott-Linfoot and Marshall-Palmer, expressed as Weibull size distributions – but not for those expressed as Gamma or root normal size distributions.

Acknowledgements

This work was supported by the Nuclear Effects Office of the Defense Threat Reduction Agency (DTRA).

References

L. Amoroso, Recherche Intorno Alla Curva dei Redditi, *Annali di Matematica Pura ed Applicata*, 21, 123-159, 1925

W. Arnold and E. Rottenkolber. Fragment Mass Distribution of Metal Cased Explosive Charges, *International Journal of Impact Engineering*, 35(12), 1393-1398, 2008

J. G. Bennett, Broken Coal, *Journal of the Institute of Fuel*, 10, 22–39, 1936'

J. Bertoin, *Random Fragmentation and Coagulation Processes*, Cambridge University Press, 2006

N. Bremond and E. Villermaux, Atomization by Jet Impact, *Journal of Fluid Mechanics*, 549, 273-306, 2006

N. Bremond, C. Clanet, and E. Villermaux, Atomization of Undulating Liquid Sheets, *Journal of Fluid Mechanics*, 585, 421-456, 2007

W. K. Brown, A Theory of Sequential Fragmentation and Its Astronomical Applications, *Journal of Astrophysics and Astronomy*, 10(1), 89-112, 1989

W. K. Brown and K. H. Wohletz, Derivation of the Weibull Distribution Based on Physical Principles and Its Connection to the Rosin–Rammler and Lognormal Distributions, *Journal of Applied Physics*, 78(4), 2758-2763, 1995

W.-H. Chou and G. M. Faeth, Temporal Properties of Secondary Drop Breakup in the Bag Breakup Regime, *International Journal of Multiphase Flow*, 24, 889-912, 1998

J. Cousin, S. J. Yoon, and C. Dumouchel, Coupling of Classical Linear Theory and Maximum Entropy Formalism for Prediction of Drop-Size Distribution in Sprays: Application to Pressure Swirl Atomizers, *Atomization and Sprays*, 6(5), 601-622, 1996

G. E. Crooks, *The Amoroso Distribution*, Lawrence Livermore National Laboratory Technical Note, 2010

N. Daphalapurkar, Assistant Research Professor, Department Of Mechanical Engineering, Johns Hopkins University, *Private Communication*, April 29, 2015

A. Deepak and G. P. Box, Representation of Aerosol Size Distribution by Analytical Models, In A. Deepak, Editor, *Atmospheric Aerosols: Their Formation, Optical Properties, and Effects*, Spectrum Press, 1982

- R. Dong, C. Goldschmidt, and J. B. Martin, Coagulation-Fragmentation Duality, Poisson-Dirichlet Distributions, and Random Recursive Trees, *Annals of Applied Probability*, 16(4), 1733-1750, 2006
- C. Dumouchel, A New Formulation of the Maximum Entropy Formalism to Model Liquid Spray Drop-Size Distribution, *Particle & Particle Systems Characterization*, 23, 468-479, 2006
- C. Dumouchel, The Maximum Entropy Formalism and the Prediction of Liquid Spray Drop-Size Distribution, *Entropy*, 11, 713-747, 2009
- C. Dumouchel, J.-B. Blaisot, V.-D. Ngo, On the Adequacy Between the Laser Diffraction Diameter Distribution and the 3-Parameter Generalized-Gamma Function, *Chemical Engineering Science*, 79, 103-111, 2012
- J. Eggers and E. Villermaux, Physics of Liquid Jets, *Reports on Progress in Physics*, 71(3), 036601, 2008
- H. J. Empie, S. J. Lien, W. Yang, and T. N. Adams, Spraying Characteristics of Commercial Black Liquor Nozzles, *TAPPI Journal*, 78(1), 121-128, 1995
- H. J. Empie, S. J. Lien, and W. Yang, Drop Size Modification in Black Liquor Sprays From Commercial Nozzles Using Pulsed Flow, *Atomization and Sprays*, 7, 457-466, 1997
- W. Feller, *An Introduction to Probability Theory and its Applications, Volume 2*, 2nd ed., Wiley, 1971
- J.-S. Ferenc and Z. Nédá, On the Size Distribution of Poisson Voronoi Cells, *Physica A*, 385(2), 518-526, 2007
- M. Fréchet, Sur la loi de Probabilité de L'écart Maximum, *Annales de la Société Polonaise de Mathématique*, 6, 93-116, 1927
- S. K. Friedlander and C.S Wang, The Self-Preserving Particle Size Distribution for Coagulation by Brownian Motion, *Journal of Colloid and Interface Science*, 22(2), 126-132, 1966
- D. E. Grady and M. E. Kipp, Dynamic Rock Fragmentation, In B. K. Atkinson, Editor, *Fracture Mechanics of Rock*, Academic Press, 429-475, 1987
- D. E. Grady, L. T. Wilson, D. R. Reedal, L. D. Kuhns, M. E. Kipp, and J. W. Black, Comparing Alternate Approaches in the Scaling of Naturally Fragmenting Munitions, In I. R. Crewther, Editor, *Proceedings of the 19th International Symposium on Ballistics*, IBS, 2001
- D. E. Grady, *Fragmentation of Rings and Shells: The Legacy of N. F. Mott*, Springer, 2006
- L. Griffith, A Theory of the Size Distribution of Particles in a Comminuted System,

Canadian Journal of Research, 21A(6), 57-64, 1943.

A. L. Hinde and R. E. Miles, Monte Carlo Estimates of the Distributions of the Random Polygons of the Voronoi Tessellation with Respect to a Poisson Process, *Journal of Statistical Computation and Simulation*, 10, 205–223, 1980

H. Hiroyasu, Professor Yasusi Tanasawa's Achievements, In *Proceedings of 10th International Conference on Liquid Atomization and Spray Systems*, Kyoto, Japan, 2006

T. Kiang, Random Fragmentation in Two and Three Dimensions, *Zeitschrift für Astrophysik*, 64, 433-439, 1966

K. Y. Kondratyev, L. S. Ivlev, V. F. Krapivin, and C. A. Varostos, *Atmospheric Aerosol Properties: Formation, Processes and Impacts*, Springer Praxis, 2006

C.-D. Lai, *Generalized Weibull Distributions*, Springer, 2014

C. B. Laney, *Improved Root Normal Size Distributions for Liquid Atomization*, Defense Threat Reduction Agency Technical Report DTRA-TR-16-003, November 2015

G. Lee, I. Zawadzki, W. Szyrmer, N. Sempere-Torres, and R. Uijlenhoet, General Approach to Double-Moment Normalization of Drop Size Distributions, *Journal of Applied Meteorology*, 43, 2004

S. Levy, J. F. Molinari, I. Vicari, and A. C. Davison, Dynamic Fragmentation of a Ring: Predictable Fragment Mass Distributions, *Journal of Applied Physics*, 82, 066105, 2010

H. Lhuissier and E. Villermaux, ‘Effervescent’ Atomization in Two Dimensions, *Journal of Fluid Mechanics*, 714, 361-392, 2013

X. Li and R. S. Tankin, Droplet Size Distribution: A Derivation of a Nukiyama-Tanasawa Type Distribution Function, *Combustion Science and Technology*, 56 (1-3), 65–76, 1987

U. Lindblad. Extension of the Parameter Range of the Power Series Expressions and Asymptotes of the Exact Solutions to Smoluchowski’s Coagulation Equation with Gamma Distributions as Initial Size Spectra, *Journal of Colloid and Interface Science*, 283, 267–273, 2005

U. Lindblad, Asymptotic Solutions to the Smoluchowski’s Coagulation Equation with Singular Gamma Distributions as Initial Size Spectra, *Journal of Colloid and Interface Science*, 309, 440-444, 2007

A. A. Lushnikov, Introduction to Aerosols, In I. Agranovski, Editor, *Aerosols: Science and Technology*, Wiley-VCH, 2010

P. Marmottant and E. Villermaux, Fragmentation of Stretched Liquid Ligaments, *Physics of Fluids*, 16(8), 2732-2741, 2004a

- P. Marmottant and E. Villermaux, On Spray Formation, *Journal of Fluid Mechanics*, 498, 73-111, 2004b
- J. S. Marshall and W. M. Palmer, The Distribution of Raindrops with Size, *Journal of Meteorology*, 5(4), 165–166, 1948
- Z. A. Melzak, The Effects of Coalescence in Certain Collision Processes, *Quarterly Journal of Applied Mathematics*, 11, 231–236, 1953
- W. Mock and W. H. Holt, Fragmentation Behavior of Armco Iron and HF-1 Steel Explosive-Filled Cylinders, *Journal of Applied Physics*, 54(5), 2344-2351, 1983
- N. F. Mott and E. H. Linfoot, *A Theory of Fragmentation*, U. K. Ministry of Supply, AC3348, January 1943
- S. Nukiyama and Y. Tanasawa, Y., Experiments on the Atomization of Liquids in an Air Stream I, *Trans. Soc. Mec. Engrs., Japan*, 4(14), 86-93, 1938
- S. Nukiyama and Y. Tanasawa, Experiments on the Atomization of Liquids in an Air Stream II, *Trans. Soc. Mec. Engrs., Japan*, 4(15), 138-143, 1938
- A. Okabe, B. Boots, K. Sugihara, and S. N. Chiu, *Spatial Tessellations: Concepts and Applications of Voronoi Diagrams, 2nd Edition*, Wiley 2000
- N. Onose and A. Fujiwara, Mass-Velocity Distributions of Fragments in Oblique Cratering on Gypsum, *Meteoritics and Planetary Science*, 39(2), 321-331, 2004
- T. Paloposki, The Physically Relevant Parameter Space of the Nukiyama-Tanasawa Distribution Function, *Particle & Particle Systems Characterization*, 8(1-4), 287-293, 1991
- R. Pimentel, R. Stowe, P. Harris, A. DeChamplain, and D. Kretschmer, Spray Characterization Based on the Pearson System of Frequency Curves, *Atomization and Sprays*, 20(5), 365-386, 2010
- H. Rinne, *The Weibull Distribution: A Handbook*, CRC Press, 2008
- P. Rosin and E. Rammler, Feinheit und Struktur des Kohlenstaubs, *Zeitschrift des Vereins Deutscher Ingenieure*, 71, 1–7, 1927
- P. Rosin and E. Rammler, The Laws Governing the Fineness of Powdered Coal, *Journal of the Institute of Fuel*, 7, 29-36, 1933
- P. Rosin, E. Rammler, and K. Sperling, Korngrößenprobleme des Kohlenstaubes und ihre Bedeutung für die Vermahlung, *Bericht C 52 des Reichskohlenrates*, VDI-Verlag, 1933

- K.A. Sallam, C. Aalburg, G.M. Faeth, K.-C. Lin, C.D. Carter, and T.A. Jackson, Primary Breakup of Aerated-Liquid Jets in Supersonic Crossflows, *Atomization and Sprays*, 16(6), 657-672, 2006
- W. T. Scott, Analytic Studies on Cloud Droplet Coalescence, *Journal of Atmospheric Sciences*, 25, 54-65, 1968
- H. C. Simmons, The Correlation of Drop-Size Distributions in Fuel Nozzle Spray, Parts I and II, *Journal of Engineering for Power*, 99, 309-319, 1977
- E. W. Stacy, A Generalization of the Gamma Distribution, *The Annals of Mathematical Statistics*, 33, 1187-1192, 1962
- D. Stoyan, Weibull, RRSB or Extreme-Value Theorists?, *Metrika*, 76, 153–159, 2013
- P. T. Spicer and S. E. Pratsinis, Coagulation and Fragmentation: Universal Steady-State Particle-Size Distribution, *AIChE Journal*, 42, 1612-1620, 1996
- M. Tanemura, Random Packing and Random Tessellation in Relation to the Dimension of Space, *Journal of Microscopy*, 151, 247–255, 1988
- M. Tanemura, Statistical Distributions of Poisson Voronoi Cells in Two and Three Dimensions, *Forma*, 18(4), 221-247, 2003
- J. M. Tishkoff and C. K. Law, Application of a Class of Distribution Functions to Drop-Size Data by Logarithmic Least-squares Techniques, *Journal of Engineering for Power*, 99, 684-688, 1977
- J. M. Tishkoff, *GMR Laser-video Imaging System Results for the ASTM 'Round-Robin' Nozzle Test*, General Motors Research Publication GMR-3098, 1979
- G. M. Turner and R. W. Moulton, Drop Size Distributions from Spray Nozzles, *Chemical Engineering Progress*, 49(4), 185-190, 1953
- S. Twomey, *Atmospheric Aerosols*, Elsevier, 1977
- R. Vázquez and A. M. Gañán-Calvo, An Operational Calculus Framework to Characterize Droplet Size Populations from Turbulent Breakup by a Small Number of Parameters, *Journal of Physics A: Mathematical and Theoretical*, 43, 185501, 2010
- E. Villiermaux, P. Marmottant, and J. Duplat, Ligament-Mediated Spray Formation, *Physical Review Letters*, 92(7), 074501-2, 2004
- E. Villiermaux, Fragmentation, *Annual Review of Fluid Mechanics*, 39, 419-446, 2007

E. Villiermaux and B. Bossa, Single-Drop Fragmentation Determines Size Distribution of Raindrops, *Nature Physics*, 5, 697 – 702, 2009

E. Villiermaux and B. Bossa, Drop Fragmentation on Impact, *Journal of Fluid Mechanics*, 668, 412-435, 2011

W. Weibull, A Statistical Theory of the Strength of Materials, *Ingeniörs Vetenskaps Akademiens Handligar*, 151, 1-45, 1939

W. Weibull, The Phenomenon of Rupture in Solids, *Ingeniörs Vetenskaps Akademiens Handligar*, 153, 1-55, 1939

F. K. Wittel, F. Kun, B. H. Kröplin, and H. J. Herrmann, Study on the Fragmentation of Shells, *International Journal of Fracture*, 140, 243, 2006

P.-K. Wu, G. A. Ruff, and G. M. Faeth, Primary Breakup in Liquid-Gas Mixing Layers, *Atomization and Sprays*, 1, 421-440, 1991

DISTRIBUTION LIST
DTRA-TR-16-6

DEPARTMENT OF DEFENSE

DEFENSE THREAT REDUCTION
AGENCY
8725 JOHN J. KINGMAN ROAD
STOP 6201
FORT BELVOIR, VA 22060
ATTN: CAPT P. CLEMENT

DEFENSE TECHNICAL
INFORMATION CENTER
8725 JOHN J. KINGMAN ROAD,
SUITE 0944
FT. BELVOIR, VA 22060-6201
ATTN: DTIC/OCA

DEPARTMENT OF DEFENSE
CONTRACTORS

QUANTERION SOLUTIONS, INC.
1680 TEXAS STREET, SE
KIRTLAND AFB, NM 87117-5669
ATTN: DTRIAC