



U.S. ARMY



U.S. ARMY
RDECOM



U.S. ARMY TANK AUTOMOTIVE RESEARCH, DEVELOPMENT AND ENGINEERING CENTER

Mobility Research at TARDEC

Dr. P. Jayakumar, S. Arepally
Analytics

Dr. D. Gorsich
Chief Scientist

10 March 2015



Report Documentation Page

Form Approved
OMB No. 0704-0188

Public reporting burden for the collection of information is estimated to average 1 hour per response, including the time for reviewing instructions, searching existing data sources, gathering and maintaining the data needed, and completing and reviewing the collection of information. Send comments regarding this burden estimate or any other aspect of this collection of information, including suggestions for reducing this burden, to Washington Headquarters Services, Directorate for Information Operations and Reports, 1215 Jefferson Davis Highway, Suite 1204, Arlington VA 22202-4302. Respondents should be aware that notwithstanding any other provision of law, no person shall be subject to a penalty for failing to comply with a collection of information if it does not display a currently valid OMB control number.

1. REPORT DATE 10 MAR 2015		2. REPORT TYPE		3. DATES COVERED 00-00-2015 to 00-00-2015	
4. TITLE AND SUBTITLE Mobility Research at TARDEC				5a. CONTRACT NUMBER	
				5b. GRANT NUMBER	
				5c. PROGRAM ELEMENT NUMBER	
6. AUTHOR(S)				5d. PROJECT NUMBER	
				5e. TASK NUMBER	
				5f. WORK UNIT NUMBER	
7. PERFORMING ORGANIZATION NAME(S) AND ADDRESS(ES) US Army RDECOM-TARDEC,6501 E. 11 Mile Road,Warren,MI,48397-5000				8. PERFORMING ORGANIZATION REPORT NUMBER	
9. SPONSORING/MONITORING AGENCY NAME(S) AND ADDRESS(ES)				10. SPONSOR/MONITOR'S ACRONYM(S)	
				11. SPONSOR/MONITOR'S REPORT NUMBER(S)	
12. DISTRIBUTION/AVAILABILITY STATEMENT Approved for public release; distribution unlimited					
13. SUPPLEMENTARY NOTES Presented at ARC Conference					
14. ABSTRACT See Report					
15. SUBJECT TERMS					
16. SECURITY CLASSIFICATION OF:			17. LIMITATION OF ABSTRACT Same as Report (SAR)	18. NUMBER OF PAGES 12	19a. NAME OF RESPONSIBLE PERSON
a. REPORT unclassified	b. ABSTRACT unclassified	c. THIS PAGE unclassified			

- Roadmaps for
 - Off-road mobility
 - Intelligent mobility*
 - Automotive Research Center (ARC)*
- Research activities at TARDEC
 - Tire, track, and soil modeling
 - Numerical methods and scalability
 - Next-Generation NATO Reference Mobility Model (NRMM) Team
 - Autonomy-enabled UGV mobility*
- Funding
 - **No CREATE-GV funding used**
 - Very limited TARDEC funding
 - Leveraged funding through SBIR, STTR, RIF, ARC, etc.
- Benefits
 - Feeds into CREATE-GV and ERS
 - e.g. Chrono software transitioned to CREATE-GV as vehicle dynamics engine

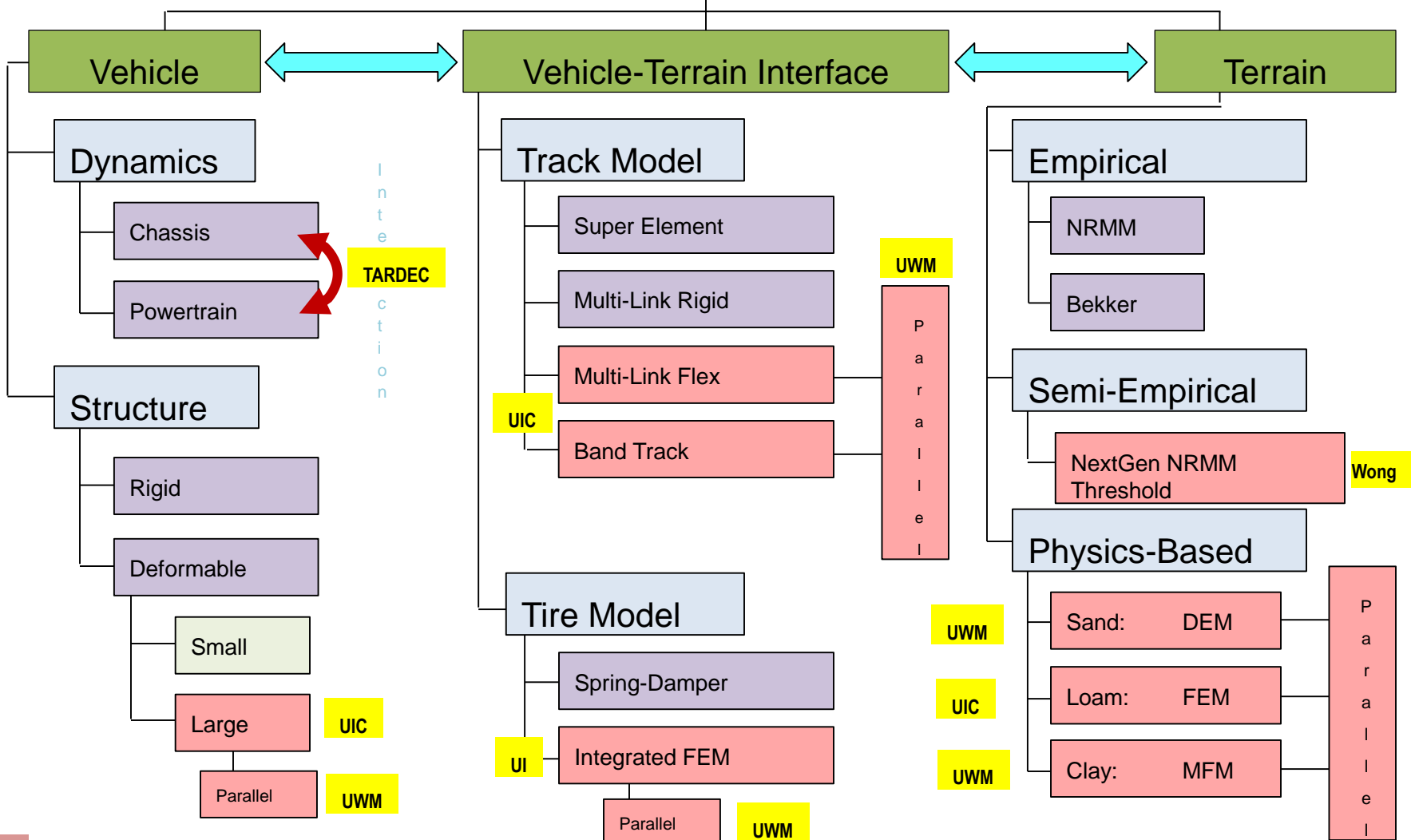
*Time permitting

Mobility Research Roadmap



KO: 1.3.1, 1.3.3, 3.1.2, 3.1.3

OFFROAD VEHICLE MOBILITY RESEARCH



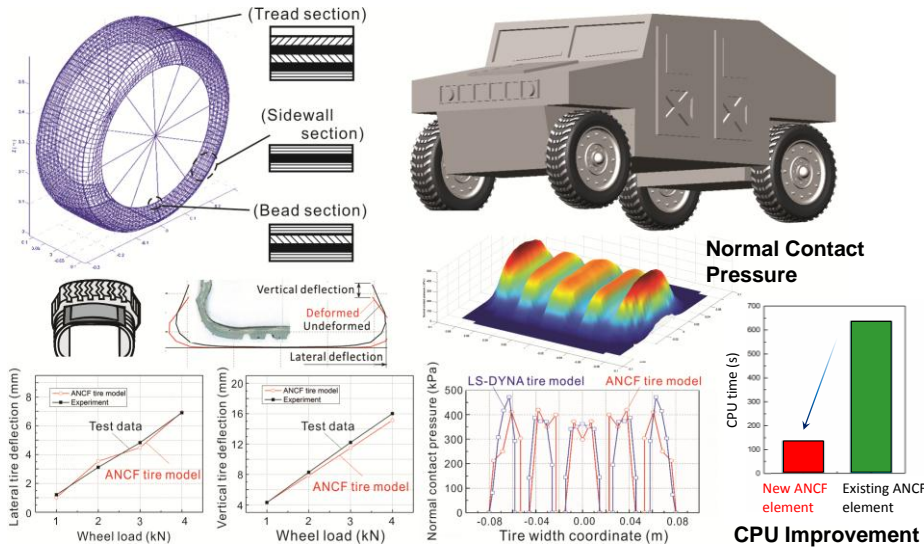
Gap

Collaboration

UNCLASSIFIED

UWM

Tire – Soil Simulation, A Flexible Multibody Dynamics Approach



Purpose

Develop physics-based high-fidelity tire/soil interaction simulation capabilities using the absolute nodal coordinate formulation (ANCF) and integrate into the high performance computing (HPC) off-road mobility simulation framework with deformable terrains.

Leap-ahead/Disruptive Products/Results

- Novel physics-based high-fidelity deformable tire models based on advanced flexible multibody dynamics formulations – ANCF tire model
- Accurate and efficient ANCF deformable terrain model for off-road mobility simulation
- High-fidelity physics-based ANCF tire/soil interaction simulation capabilities fully integrated into HPC off-road mobility simulation framework
- Robust and efficient GPU computing algorithms for the ANCF tire/soil interaction simulation

Payoff

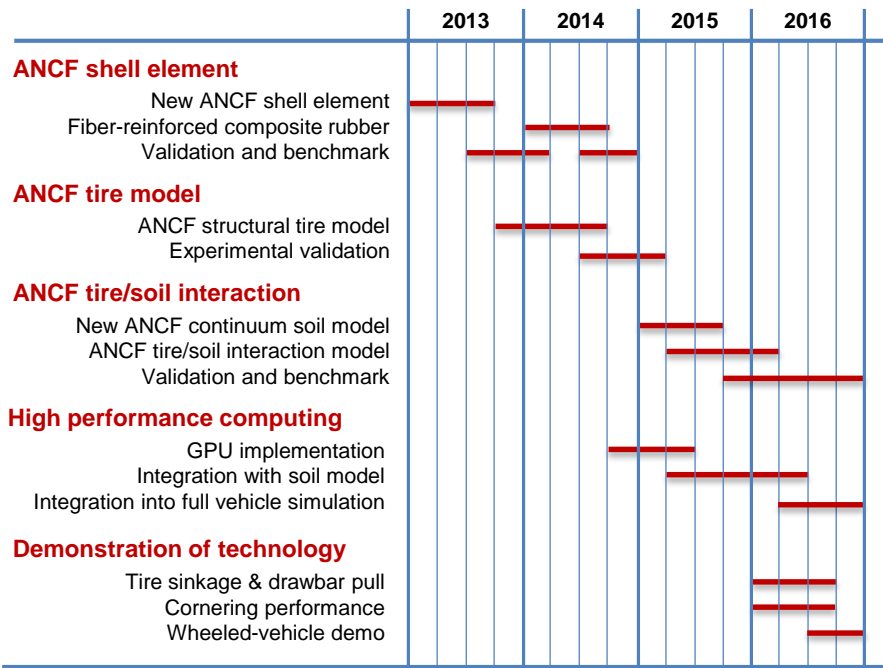
Novel physics-based HPC modeling and simulation capabilities for tire/soil interaction using advanced flexible multibody dynamics formulations. Enable demonstration of mobility capability that includes

- Maneuverability of military ground vehicles on deformable terrains
- Mission-specific power requirement
- Virtual prototyping and design analysis for improved mobility

Transition Milestones

- Deliver HPC ANCF tire/soil interaction simulation codes for ground vehicle mobility [December 2016]
- Deliver ANCF tire and ANCF soil models for HPC off-road mobility simulation [December 2016]
- Transfer technology to third-party software and industrial partners [ongoing]

POC: Dr. Paramsothy Jayakumar, TARDEC
Dr. Hiroyuki Sugiyama, University of Iowa



Track - Soil Modeling and Simulation Using ANCF Finite Element



Vehicle/Soil Interaction



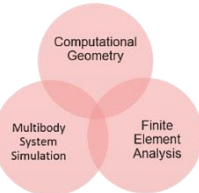
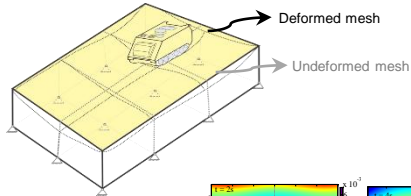
ANCF Leaf Spring models



FFR/FE Mesh/Liquid Sloshing



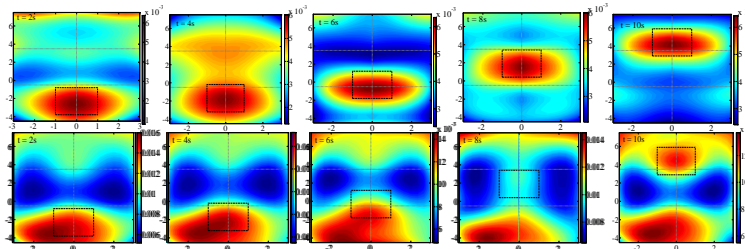
Soil Vertical Deformation



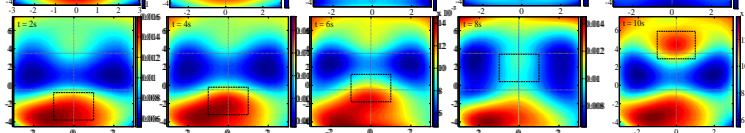
Flexible Link Chain



Elastic Soil



Drucker-Prager Elasto-Plastic Soil



	FY14	FY15
Modeling capabilities	FFR element library	
	ANCF element library	
	Rigid and flexible body models	
	Comprehensive joint and force library	
Solver capabilities	Explicit and implicit solvers	
	Advanced and flexible body models	
	Integration of FE/MBS algorithms	
Implementation issues	Sparse matrix techniques	
	User interface and documentations	
Visualization	Mesh graphics and mode shape anim.	
	Model animation and stress display	
Validation	FFR models	
	ANCF models	
	Tire-leaf spring models	
Demonstration of technology	Tracked-vehicle demo	
	Wheeled-vehicle demo	
	Liquid sloshing demo	
	Railroad vehicles demo	

Purpose

Develop new generation of MBS software technology for vehicle mobility based on new geometry concepts and numerical approaches

Leap-ahead/Disruptive Products/Results

- High-fidelity vehicle models with significant details that cannot be captured using existing MBS and FE tools.
- Effective integration of FE and MBS simulation capabilities in one tool
- Building the foundation for integrating CAD, FE, and MBS codes into one software
- **Ability to develop unique and new continuum-based small and large deformation models for soil, tires, leaf springs, liquid sloshing,...**

Payoff

New generation of MBS software technology that will allow for efficient virtual prototyping and for eventually integrating geometry and analysis. The results are:

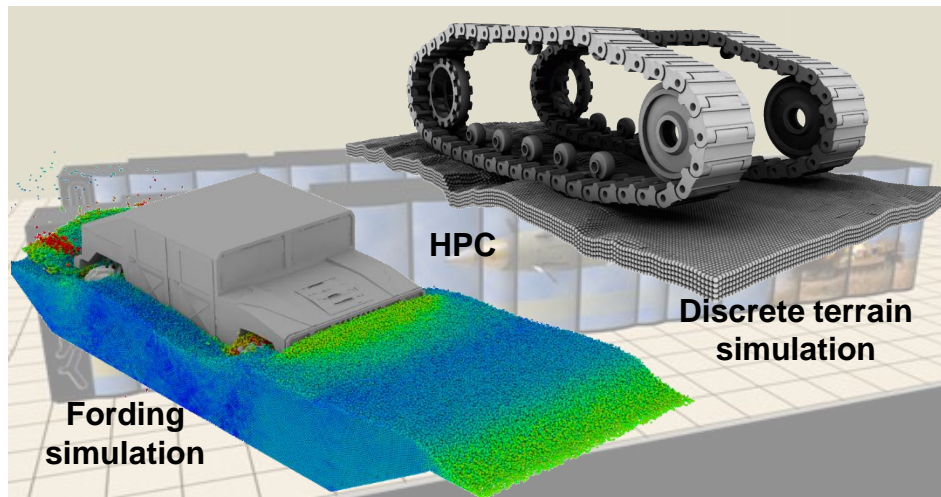
- Integration of FE and MBS software for vehicle mobility
- Replacing 30-year old formulation MBS software
- Advanced tools for vehicle mobility which will reduce the exorbitant maintenance cost.

Transition Milestones

- A copy of the Sigma/Sams software was sent to TARDEC in order to obtain feedback on the developments [January 2015]
- Develop toolkits for different vehicle types to allow the user to easily build complex vehicle models [December 2015]
- Work on the code packaging and commercialization [ongoing]
- Work with TARDEC engineers and industry to ensure effective technology transfer [ongoing]

POC: Dr. Paramsothy Jayakumar, TARDEC

Dr. Ahmed Shabana, Univ. of Illinois at Chicago / Computational Dynamics Inc.



Purpose

Develop scalable, physics-based HPC modeling, simulation, and visualization capability for analysis of ground vehicle mobility on deformable terrain

Leap-ahead/Disruptive Products/Results

- High-fidelity wheeled and tracked vehicle modeling with rigid and deformable components
- High-fidelity, physics-based deformable tire models
- **Robust and scalable numerical methods for solving billion-body frictional contact problems**
- **Very large scale simulations of multi-physics vehicle mobility scenarios on massively parallel architectures**

Payoff

Unique capability for scalable, efficient, and accurate multi-physics, multi-discipline HPC simulation of ground vehicles and terrain-vehicle interaction. Enable maneuverability prediction studies at unprecedented levels of fidelity:

- Terrain trafficability for various soil conditions
- Mission-specific power requirement analysis
- Virtual prototyping and design analysis for improved mobility

Transition Milestones

- Deliver an open source HPC computational dynamics capability for ground vehicle mobility scalable to tens of thousands of nodes [August 2016]
- Deliver a collection of wheeled and tracked vehicle models for multi-physics simulations of mobility over deformable terrain and fording analysis [May 2016]
- Organize RIF-centric consortium meetings and hands-on tutorials [biannual, May & December]
- Transfer of technology to third-party software and industrial partners [ongoing]

POC: Dr. Paramsothy Jayakumar, TARDEC
Dr. Dan Negrut, University of Wisconsin-Madison

	FY15	FY16
Modeling capabilities		
ANCF Tire model	████████████████████	████████████████████
Terramechanics	████████████████████	████████████████████
Tire/soil interaction models	████████████████████	████████████████████
Corotational FEM	████████████████████	████████████████████
Solver capabilities		
Parallel DEM solver	████████████████████	████████████████████
Implicit FSI	████████████████████	████████████████████
Parallel linear solver	████████████████████	████████████████████
HPC implementation		
Heterogeneous HPC (DEM)	████████████████████	████████████████████
Heterogeneous HPC (FSI)	████████████████████	████████████████████
Visualization		
Graphics as a service	████████████████████	████████████████████
Advanced visualization plugin	████████████████████	████████████████████
Validation		
Soil models	████████████████████	████████████████████
ANCF tire models	████████████████████	████████████████████
Tire-soil interaction	████████████████████	████████████████████
Demonstration of technology		
Wheeled-vehicle demo	████████████████████	████████████████████
Tracked-vehicle demo	████████████████████	████████████████████
Liquid sloshing demo	████████████████████	████████████████████
Fording scenario demo	████████████████████	████████████████████



- Goal
 - Physics based simulation, not empirical as current NRMM
 - Address contemporary vehicle design technologies
 - **Develop specifications that promote standardization, integration, modular interoperability, portability, expansion, verification and validation**
 - Tool choices meeting the standards can be government, commercial, open source, etc.
 - NATO level engagement
- Nations participating: 15 Number of members: 41
- Lead Nation: USA
Co-Chair: Dr. Paramsothy Jayakumar (USA), Dr. Michael Hoenlinger (Germany)
AVT Panel Mentor: Dr. David Gorsich, USA
- Monthly teleconferences and bi-annual NATO meetings held

7 Themes	Lead	Organization
1: Requirements	Jody Priddy	ERDC
2: Methodology	Dr. Mike McCullough	BAE
3: Stochastics	Dr. Karl Iagnemma	MIT
4: Intelligent Vehicle	Dr. Abhi Jain	NASA JPL
5: Tool Choices	Henry Hodges	NATC
6: Input Data & Output Metrics	Brian Wojtysiak /James Ngan	AMSAA
7: Benchmarking	Rainer Gericke	Germany

NextGen NRMM Methodology Development Vision



Model Component	Model Fidelity and Resolution			
	Empirical – Current NRMM	Empirical - Enhanced	Open Architecture Model NORMMS	
			Threshold (Semi-Analytical)	Objective (Analytical)
Mobility Mapping	NRMM Operational Module	NRMM Operational Module	Modified NRMM Operational Module	Modular, Expandable, Documented, Verified, Mobility Mapper with Long Term NATO CM support
Off-Road Mobility	NRMM	NRMM+	Bekker/Wong Terramechanics	FEM / DEM / MFM
Vehicle Dynamics	VEHDYN (2D)	3D MBD	Ftire, Multilink track	Integrated deformable, dynamic terrain
Intelligent Vehicle	Constant speed	Variable speed	Closed loop 3D path following with sensors	Autonomy with analytical sensor-terrain interaction in feature rich environments
Compute Platform	Desktop	Desktop	Multi-Threaded Desktop	HPC

LEGEND

Requirements

NORMMS Specs

MBD Model S/W

Terrain Data

H/W

NORMMS: NATO Operational Reference Mobility Modeling Standards

UNCLASSIFIED




Purpose

Develop a NRMM-like Mobility Map using a Coupled Finite Element Vehicle Model, a Discrete Element Soil Model, and an HPC System in support of the NATO Exploratory Team on NextGen NRMM Development.

Leap-ahead/Disruptive Products/Results

- Explicit parallel solver with fully-coupled Flexible multibody dynamics (FMBD), discrete element method (DEM), and smoothed particle hydrodynamics (SPH).
- General elasto-visco-plastic-frictional DEM particle force model for modeling cohesive and non-cohesive soils.



FY15

Task #	Month	1	2	3	4	5	6	7	8	9	10	11	12
1	Familiarization with NRMM (TARDEC and ASA)												
2	Calibrate the Soil Model (ASA and TARDEC)												
3	Create the HMMWV Vehicle model (TARDEC)												
4	Create a Terrain Map Converter Program (ASA)												
5	DIS Software Installation on the HPC (ASA)												
6	Create a Program to Automate running DIS on the HPC (ASA)												
7	Run the NRMM simulations on the HPC (TARDEC)												
8	Develop a Program to Automate Post-Processing of the Simulation Results (ASA)												
9	Simulation verification (TARDEC)												

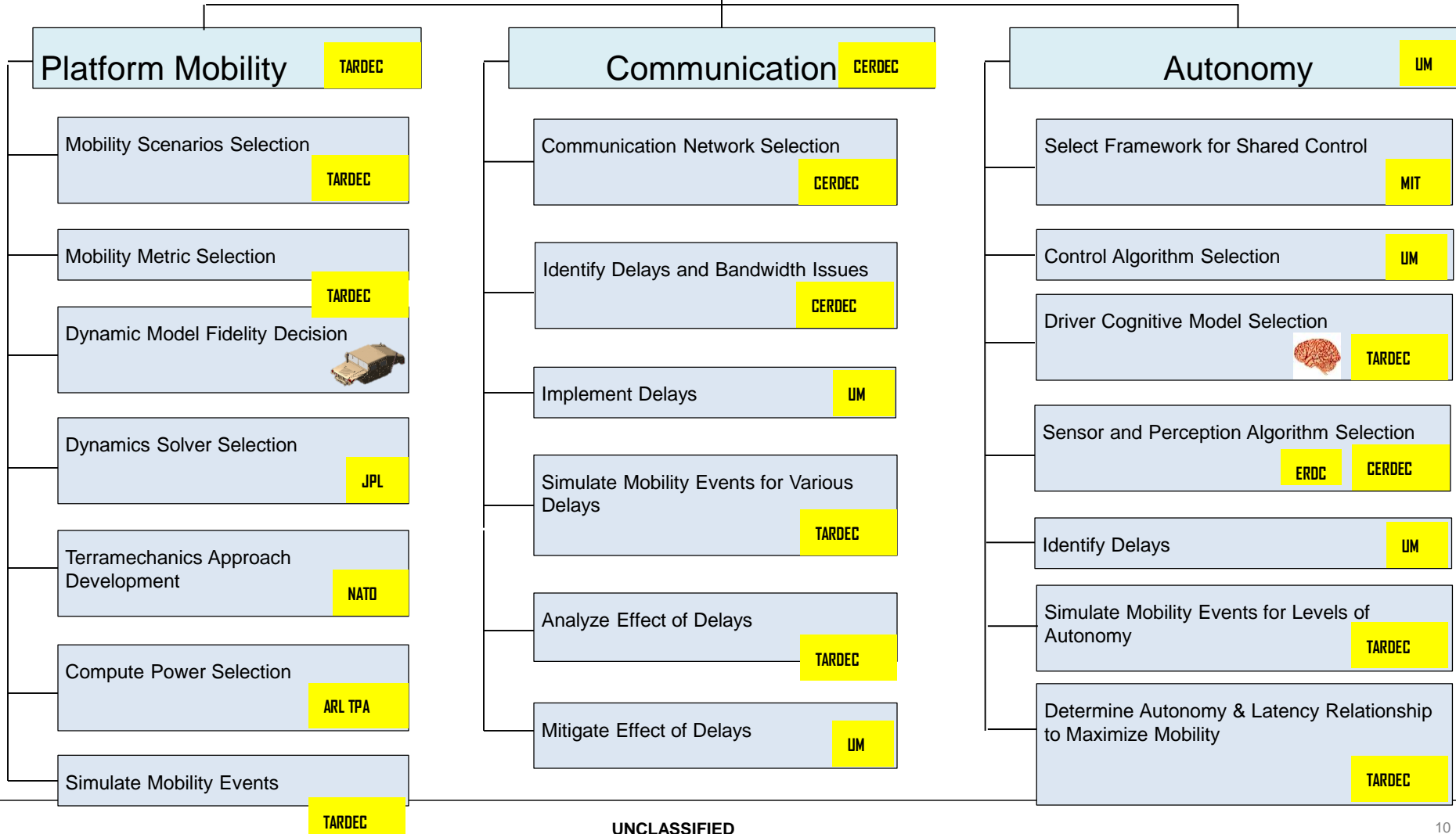
POC: Dr. Paramsothy Jayakumar, TARDEC
Dr. Tamer Wasfy, Advanced Science and Automation Corp.

Intelligent Vehicle Mobility Simulation Roadmap

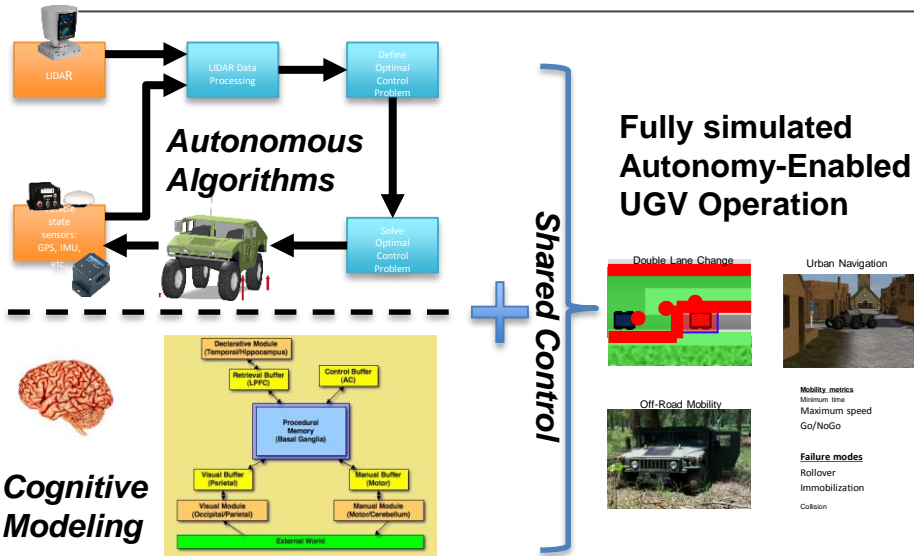


KO: 1.1.1, 1.1.4

Model-Based Development of Mobility vs. Autonomy Relation



Autonomy-Enabled Unmanned Ground Vehicle Mobility Simulation



Purpose

Develop a simulation capability for analyzing the effect of autonomy on unmanned ground vehicle (UGV) mobility.

Leap-ahead/Disruptive Products/Results

- Realistic simulation of human teleoperation or supervisory control through the incorporation of human cognitive models
- Development of vehicle dynamics-aware autonomous algorithms capable of controlling large vehicles at high speeds
- Integration of shared control algorithms to allow for the simulation of a full range of autonomy levels between full teleoperation and full autonomy.
- An integrated simulation environment incorporating high fidelity vehicle dynamics.

Payoff

Unique capability for analyzing semi-autonomous unmanned ground vehicle mobility

- Cost effective simulation of semi-autonomous control methods without need for expensive / complicated human testing
- Enables autonomy evaluation of large Army vehicles under a variety of scenarios
- Virtual prototyping and design analysis

Transition Milestones

- Deliver integrated simulation environment capable of modeling and analyzing the mobility of a UGV over a full range of semi-autonomous control options (FY16).

Autonomy Algorithm (UMich)

- Powertrain Modeling
- Tire/Soft Soil Modeling
- Variable latency modeling
- Algorithm Sensitivity Analysis
- Code optimization (w/ARL)
- Plant model fidelity study
- Experimental testing

Cognitive Modeling (Alion)


- Driver Model integration and test
- Validation of model to test data
- Simulated teleoperation runs w/latency
- Driver Distraction Modeling
- Higher level cognitive function study

Shared Control Modeling (Alion)

- Integration of blended control algorithm
- Testing of blended algorithm
- Alternative algorithm study

Simulation Environment

- (JPL) Terramechanics updates
- Autonomous algorithm integration
- Cognitive Model integration
- Shared control implementation
- Scenario testing
- NextGen NRMM Mobility Analysis



POC: Dr. Paramsothy Jayakumar, TARDEC

Dr. James Poplawski, Alion

Dr. Abhi Jain, NASA JPL

Dr. Tulga Ersal, University of Michigan

Automotive Research Center Thrust Area 1 Roadmap



FY11	FY12	FY13	FY14	FY15	FY16	FY17	FY18	Far-Term	
Technology Areas									Goal
			1. High Performance, High Fidelity Algorithms						M&S Enhances Hardware Testing
Basic Research			2. Terramechanics						
			3. Intelligent-Vehicle Mobility M&S						
			4. Modeling and Control of Advanced Power & Energy Systems						
			5. Gaps ← Wheel & Tracked-Vehicle M&S → Future						Unprecedented M&S Toolset Capability
Applied Research			6. Vehicle Dynamics M&S Framework						

Project Ensemble

1. parallel; gpu; multi-scale; multi-physics; co-simulation; integration; explicit-implicit-hybrid; software; molecular dyn; efficiency o(logn); Cartesian-recursive-natural; contact-impact-friction-railway; stability; robustness; theoretical; computational methods; visualization;

3. small/large ugv; terramechanics; scalability; autonomy-integrated sensors/controls/actuators; dev requirements; events/scenarios; real-time; high fidelity; m&s software platform; validation testing; reliability; space research - rovers;

2. terrain model; soil model; running gear model; physics based; fe based; grid based; statistical models; soil testing; soil database; mobility; light/heavy vehicle; scalability;

5. tire and track modeling; terramechanics; roll over; active vehicle control; nonlinear fmbd; biomechanics; uncertainty; probabilistic design; sensitivities; optimization; mfo; parameter id; model reduction;

4. power electronics modeling; optimization and control of small/large ugv power systems; advanced propulsion systems; high degree of freedom modeling and control; requirements development; trade study methodology including optimization; inclusive energy analysis and optimization;

6. automated m&s process; automated robustness investigation; archival; pre-post indep. of solver; benchmark by plug & play; integrated cad-fe-mbd; generalized-minimal-natural coord; symbolic-numeric; serial-parallel; realtime-offline; built-in verification-validation; industry-std; research implementation ready; multi-fidelity m&s; lifecycle mgt;