



The Navy's Environmental Program and Opportunities in the Southwest

*Gold Coast Industry Forum
August 27, 2013*

**Kathryn A. Stewart, P.E.
Environmental Business Line Coordinator
NAVFAC Southwest**

Report Documentation Page

Form Approved
OMB No. 0704-0188

Public reporting burden for the collection of information is estimated to average 1 hour per response, including the time for reviewing instructions, searching existing data sources, gathering and maintaining the data needed, and completing and reviewing the collection of information. Send comments regarding this burden estimate or any other aspect of this collection of information, including suggestions for reducing this burden, to Washington Headquarters Services, Directorate for Information Operations and Reports, 1215 Jefferson Davis Highway, Suite 1204, Arlington VA 22202-4302. Respondents should be aware that notwithstanding any other provision of law, no person shall be subject to a penalty for failing to comply with a collection of information if it does not display a currently valid OMB control number.

1. REPORT DATE 27 AUG 2013	2. REPORT TYPE	3. DATES COVERED 00-00-2013 to 00-00-2013			
4. TITLE AND SUBTITLE The Navy's Environmental Program and Opportunities in the Southwest		5a. CONTRACT NUMBER			
		5b. GRANT NUMBER			
		5c. PROGRAM ELEMENT NUMBER			
6. AUTHOR(S)		5d. PROJECT NUMBER			
		5e. TASK NUMBER			
		5f. WORK UNIT NUMBER			
7. PERFORMING ORGANIZATION NAME(S) AND ADDRESS(ES) Naval Facilities Engineering Command ,NAVFAC Southwest,1220 Pacific Highway,San Diego,CA,92132-5190		8. PERFORMING ORGANIZATION REPORT NUMBER			
9. SPONSORING/MONITORING AGENCY NAME(S) AND ADDRESS(ES)		10. SPONSOR/MONITOR'S ACRONYM(S)			
		11. SPONSOR/MONITOR'S REPORT NUMBER(S)			
12. DISTRIBUTION/AVAILABILITY STATEMENT Approved for public release; distribution unlimited					
13. SUPPLEMENTARY NOTES Navy Gold Coast Small Business Conference, 26-28 Aug 2013, San Diego, CA.					
14. ABSTRACT					
15. SUBJECT TERMS					
16. SECURITY CLASSIFICATION OF:			17. LIMITATION OF ABSTRACT Same as Report (SAR)	18. NUMBER OF PAGES 21	19a. NAME OF RESPONSIBLE PERSON
a. REPORT unclassified	b. ABSTRACT unclassified	c. THIS PAGE unclassified			



Regulatory Compliance Context



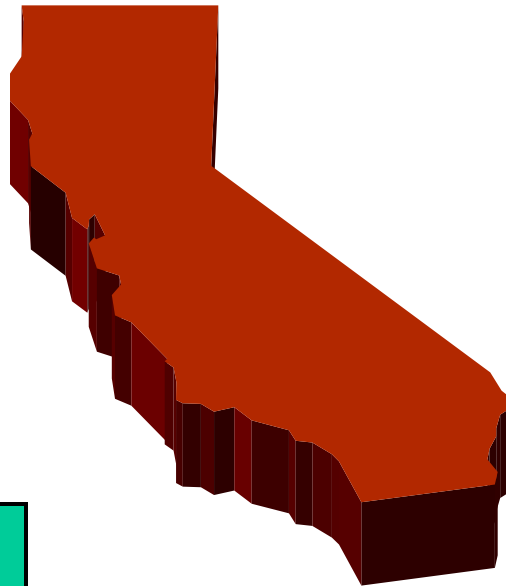
High number of environmental bills, rules, and permits proposed each year

Majority of SW Navy and Marine Corps installations are in California

California has aggressive, multi-level air, water, and other media regulatory agencies, including:

- California Air Resources Board (ARB)
- County Air Pollution Control Districts (APCDs) or Regional Air Quality Management Districts (AQMDs)
- California Water Resources Control Board
- Regional Water Quality Control Boards (9 regional boards in CA)
- Dept of Toxic Substances Control (DTSC)
- California Certified Unified Program Agencies (CUPA) (general county and local agencies)
- California Dept of Public Health
- State Lands Commission
- California Coastal Commission
- California Integrated Waste Management Board

Regulations, rules, and permits are more stringent than federal requirements requiring extensive and labor-intensive recordkeeping and reporting



This regulatory context leads to high environmental compliance and conservation costs

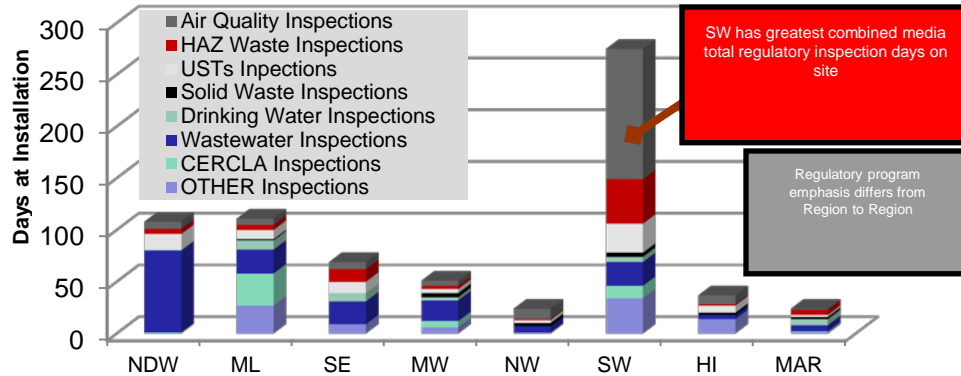
Level of regulatory oversight is evidenced by the high number of inspection days, environmental permits, and reporting requirements



SW Environmental Business Line Regulatory Climate

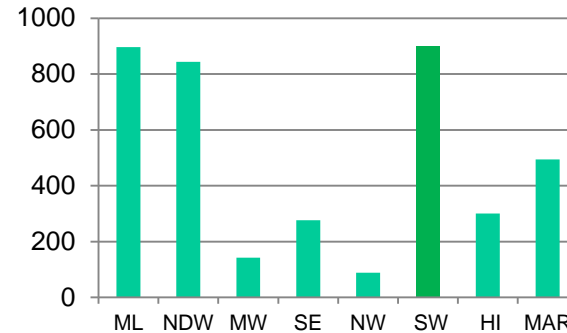


Agency Inspection Days by Region



NEPA/Environmental Planning

Number of CATEXs Produced (FY12)



FY 13 Navy In Progress:
 ~5 EISs, 2 NRSW
 ~25 EAs, 17 NRSW

Conservation and Resource Management

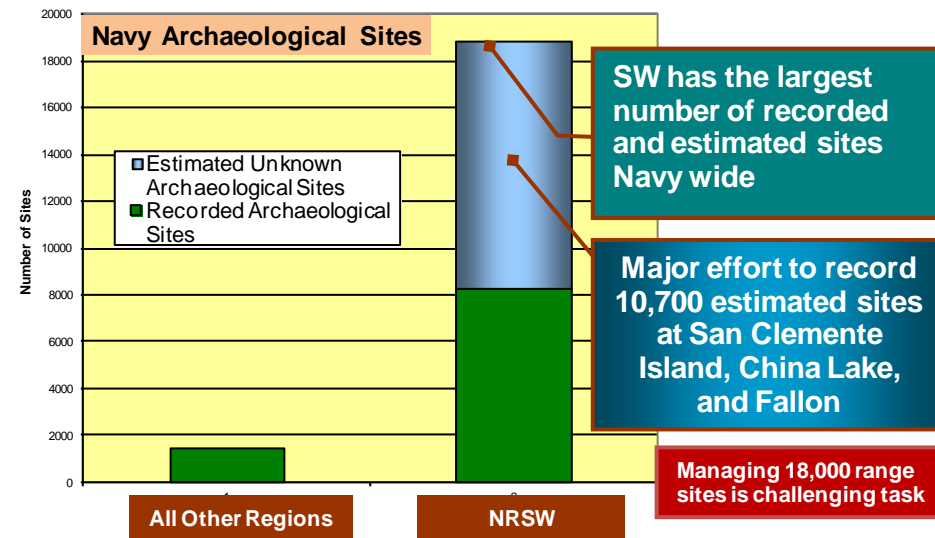
47 Federally Listed Species

- NPS Monterey - 4
- NWS Seal Beach - 9
- NAS EI Cento - 2
- NAWS China Lake - 3
- NB Ventura County - 14
- NAS Lemoore - 1
- San Diego Metro / San Clemente Island - 35



- 80% of Navy's Biological Opinions annually
- 21 INRMPs, 16 in revision
- Development of Operation and Effect letters ensure compliance with Sikes Act on most installations during INRMP update

Cultural Resources





Growth in the Southwest



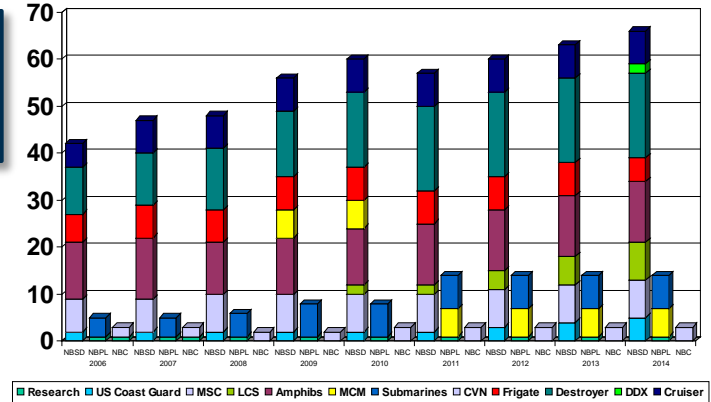
57% Increase in Projected Vessel Loading Expected by 2021

- **Plant Replacement Value**
–\$29,748,445,150
- **Land Acreage**
–1,421,277
- **Ships and Aircraft**
–58 Surface Ships
–6 Submarines
–1 Aircraft Carriers
–576 Aircraft
- **Commands**
–617 Tenant Commands
–1 Hospital
–1 Research Graduate School



Estimates for 2017:

- **Ships and Aircraft**
–68 Surface Ships
–6 Submarines
–3 Aircraft Carriers
–584 Aircraft
- **Commands**
–634 Tenant Commands
–1 Hospital
–1 Research Graduate School

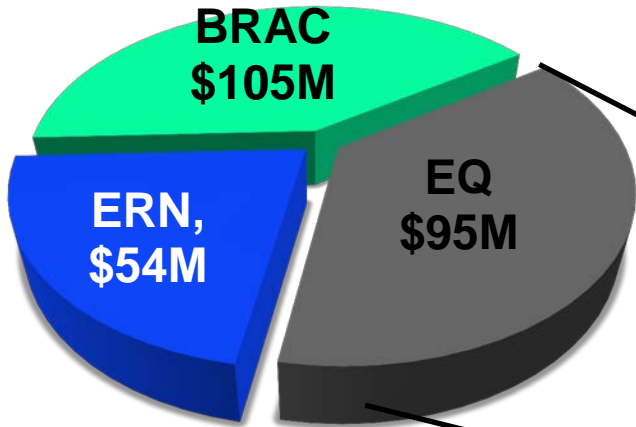




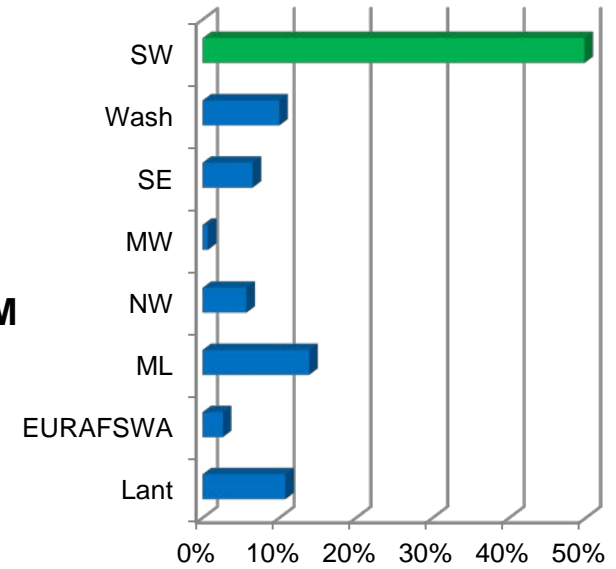
NAVFAC SW FY13 Project Execution



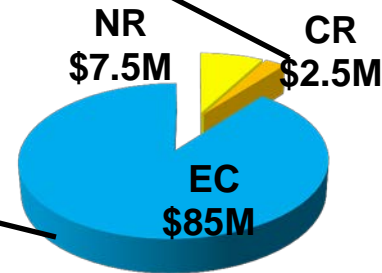
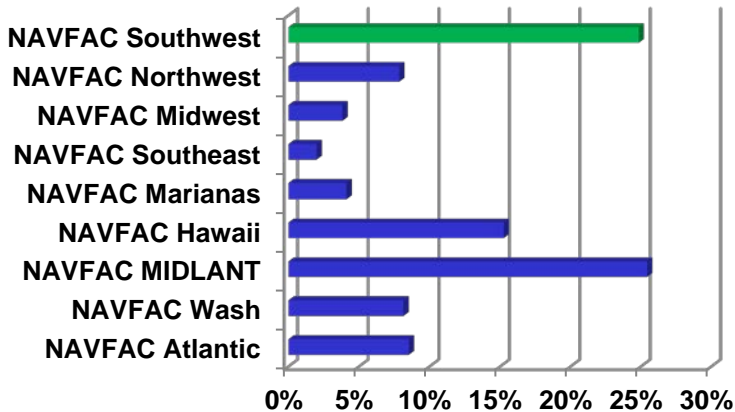
FY13 Project Execution \$254M



LANT (EQ) Execution



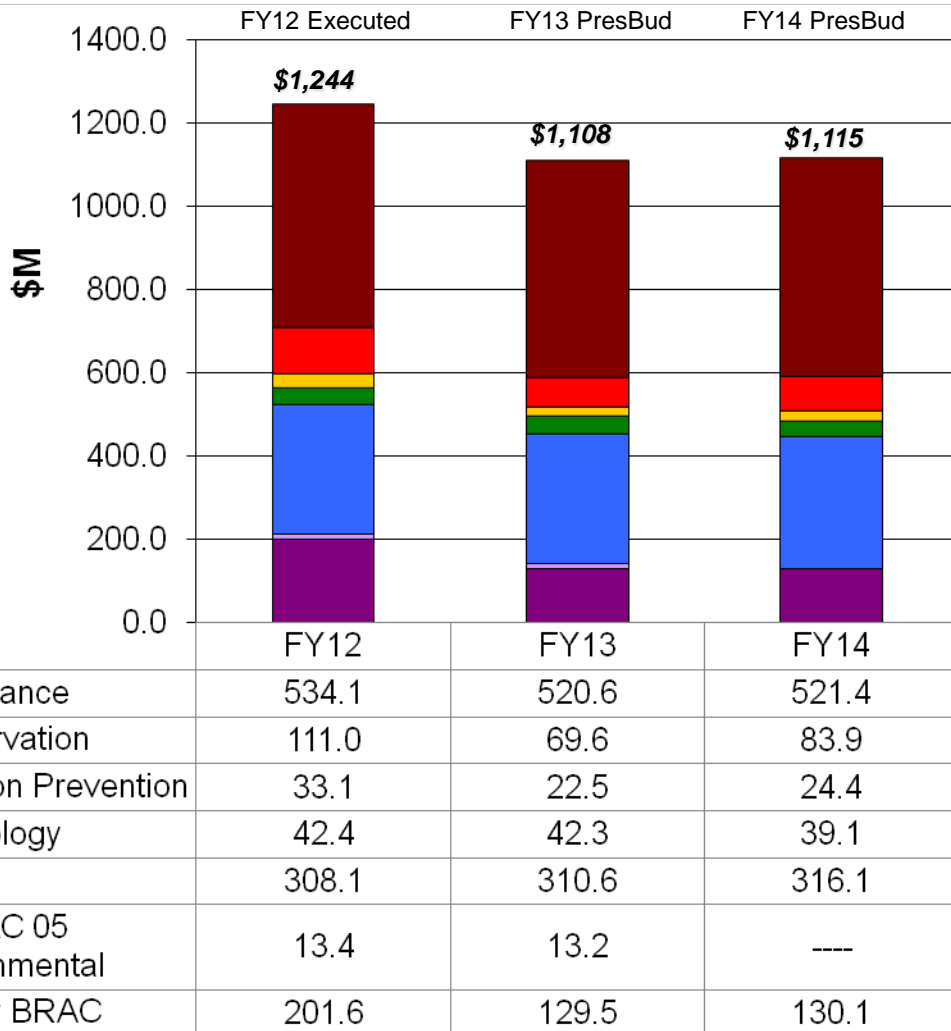
ER,N Execution



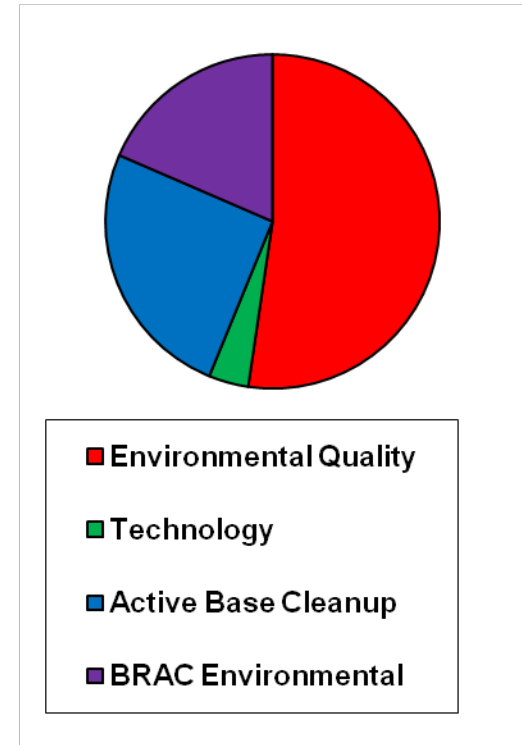
- FY12 Successes**
- 11 CNO Environmental Awards, 2 SECNAV, 1 SECDEF
 - CA Governor's Environmental and Economic Leadership Award
 - USFWS Military Conservation Partnership Award
 - City of San Diego Recycler of the Year



DON Environmental Budget (\$M)



**Distribution Chart:
PB14 Total = \$1,115M**

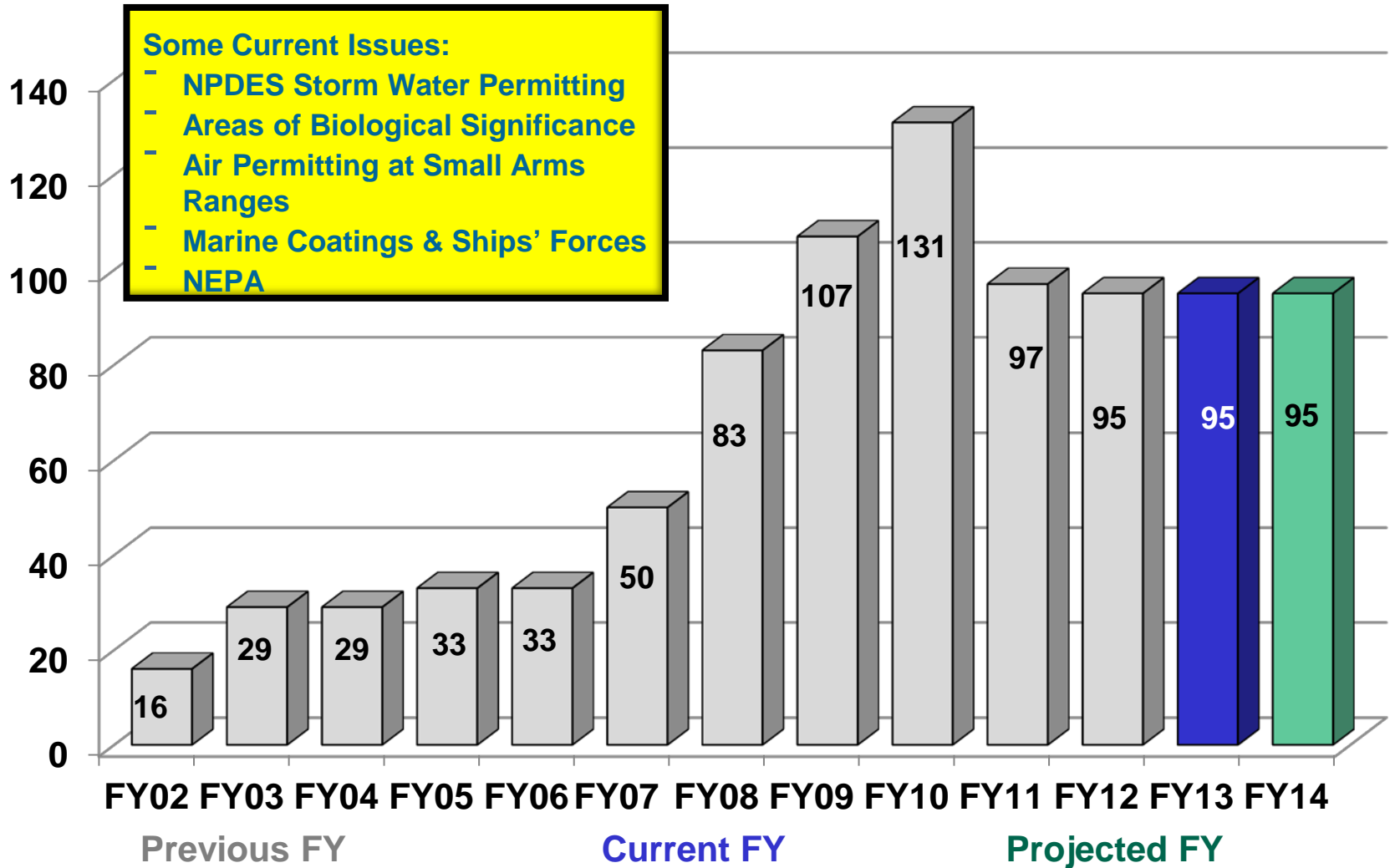


EQ



NAVFAC SW

Environmental Quality Program (\$M)





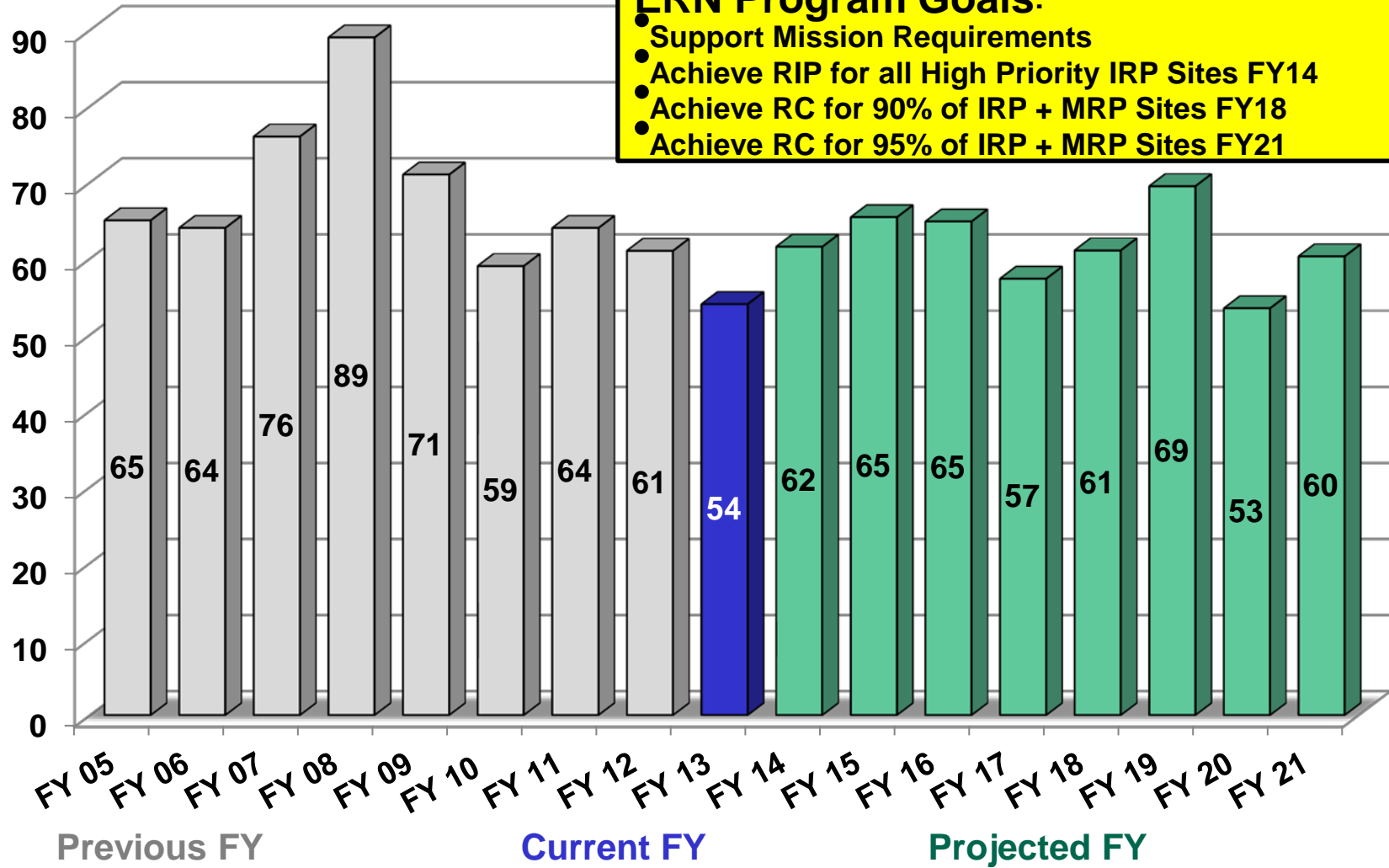
NAVFAC SW



Environmental Restoration, Navy (ER,N) Program (\$M)

ERN Program Goals:

- Support Mission Requirements
- Achieve RIP for all High Priority IRP Sites FY14
- Achieve RC for 90% of IRP + MRP Sites FY18
- Achieve RC for 95% of IRP + MRP Sites FY21

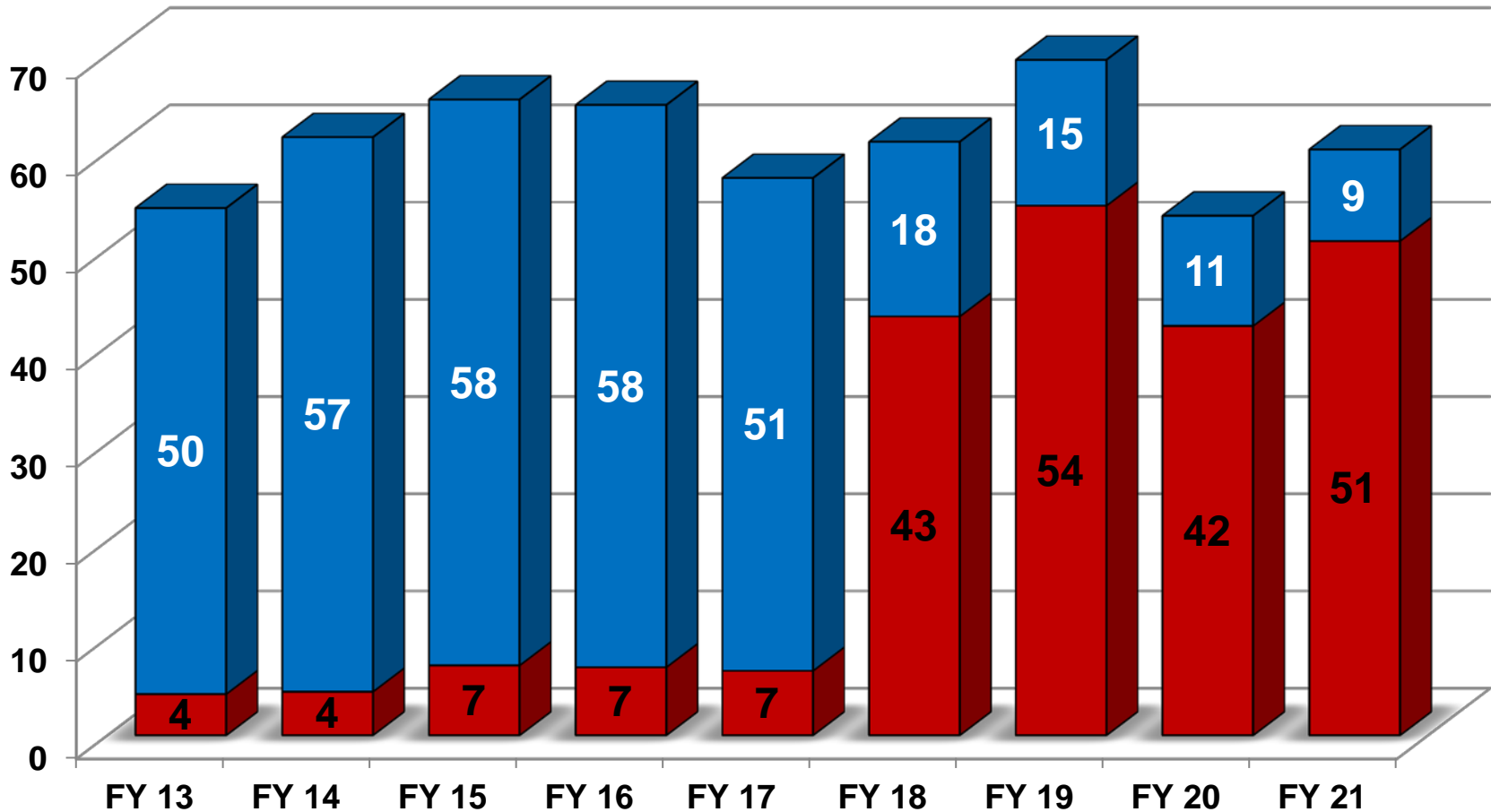




ER,N IRP vs. MRP (\$M) NAVFAC SW



■ MRP ■ IRP



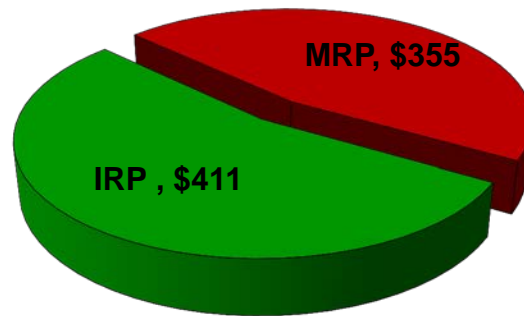


Southwest ER,N Requirements

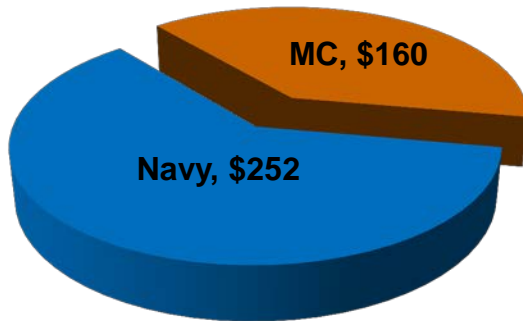


Overall CTC: \$766M
~54% IRP; ~46% MRP

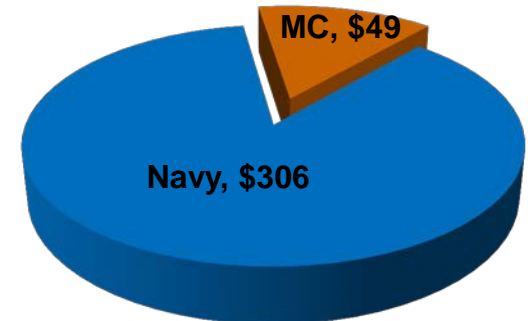
ER,N Total Cost to Complete



Installation Restoration Cost to Complete

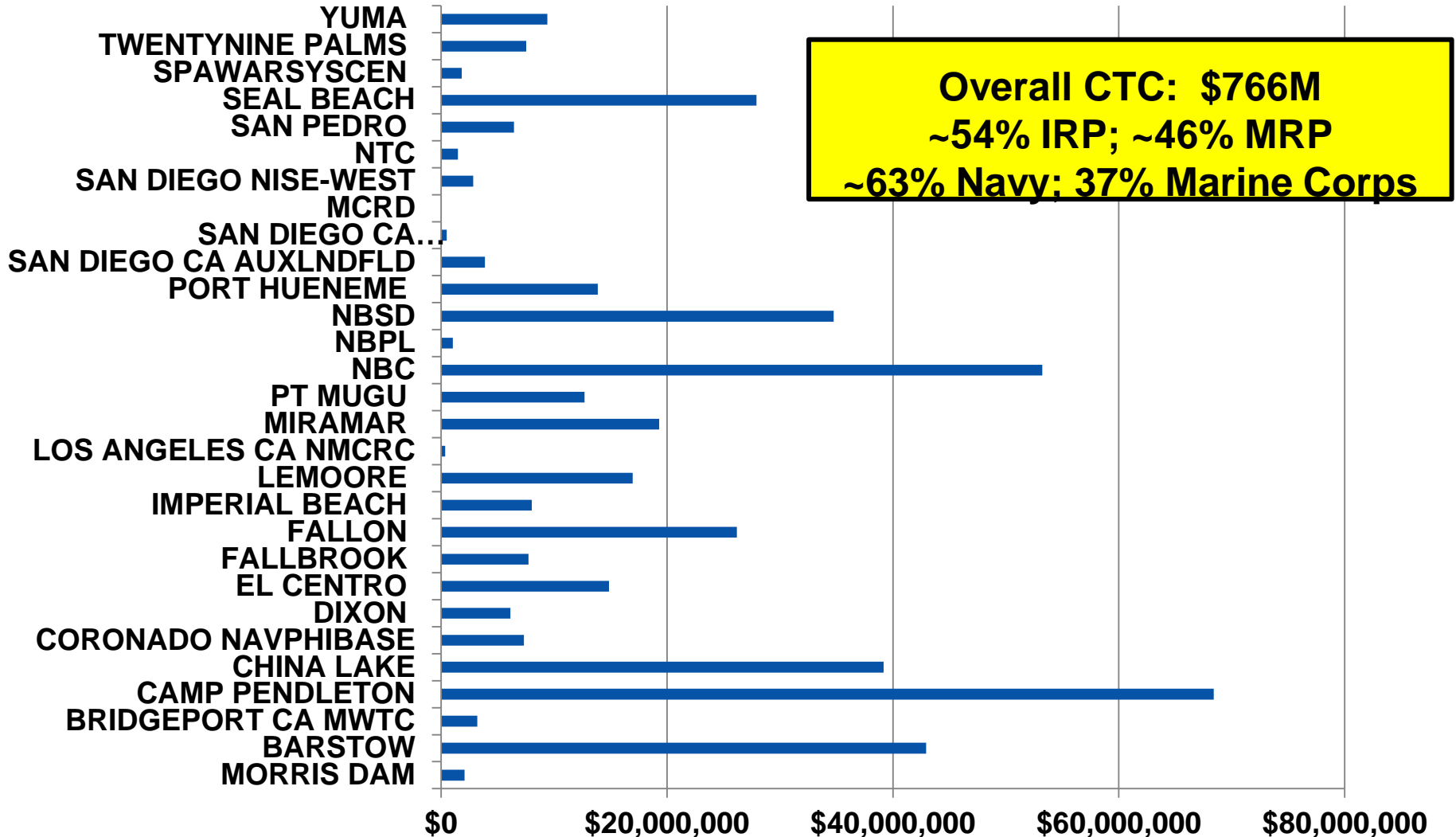


Munitions Response Cost to Complete





IRP Funding Requirements by SW Installation - Cost-to-Complete

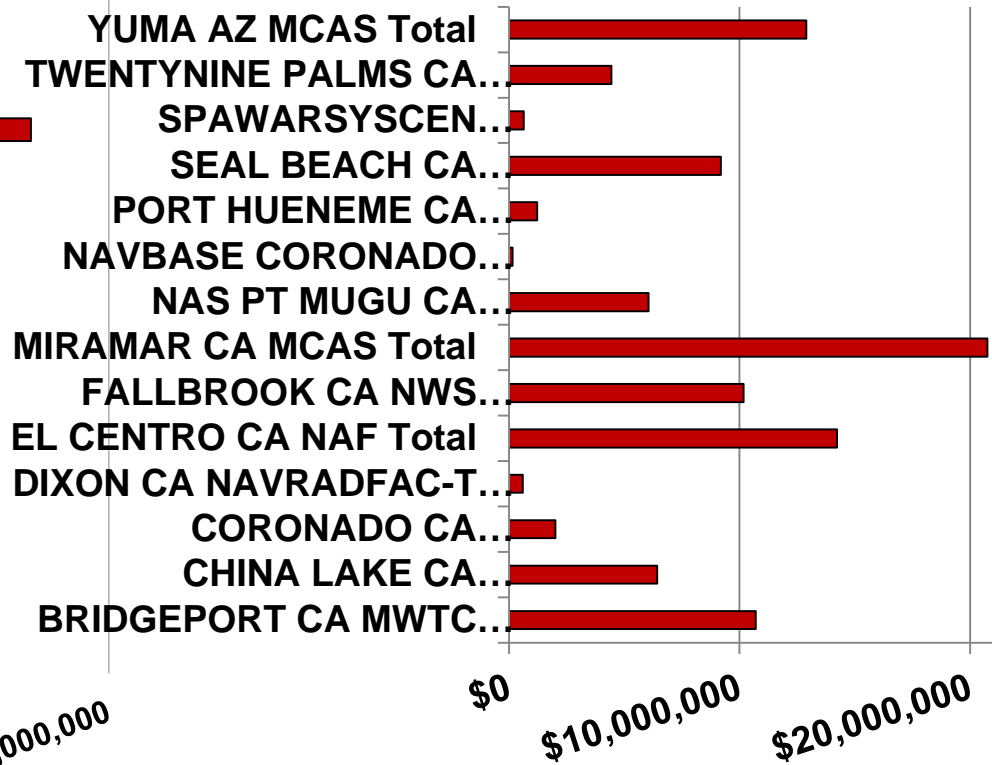
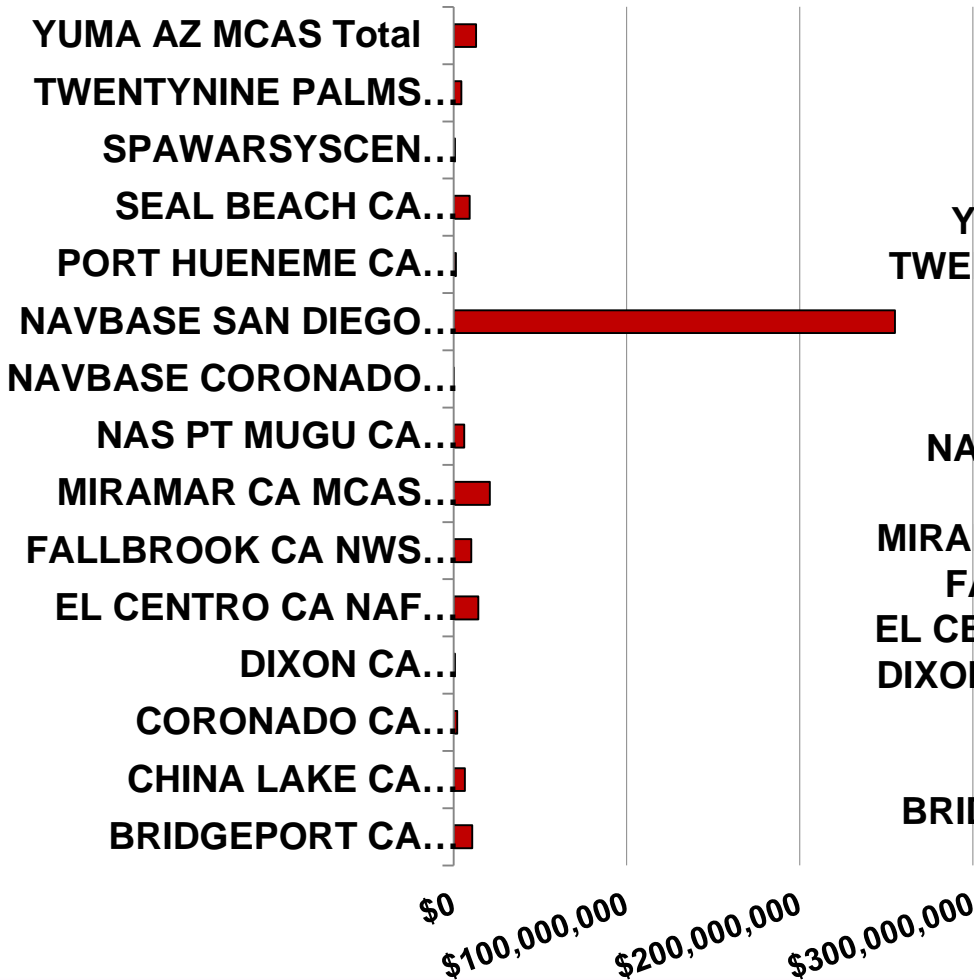




MRP Funding Requirements by SW Installation - Cost-to-Complete



MRP CTC \$355M
NBSD San Diego Bay UXO 100
~72% of MRP Budget
 *Note Graph on Right Does not include NBSD

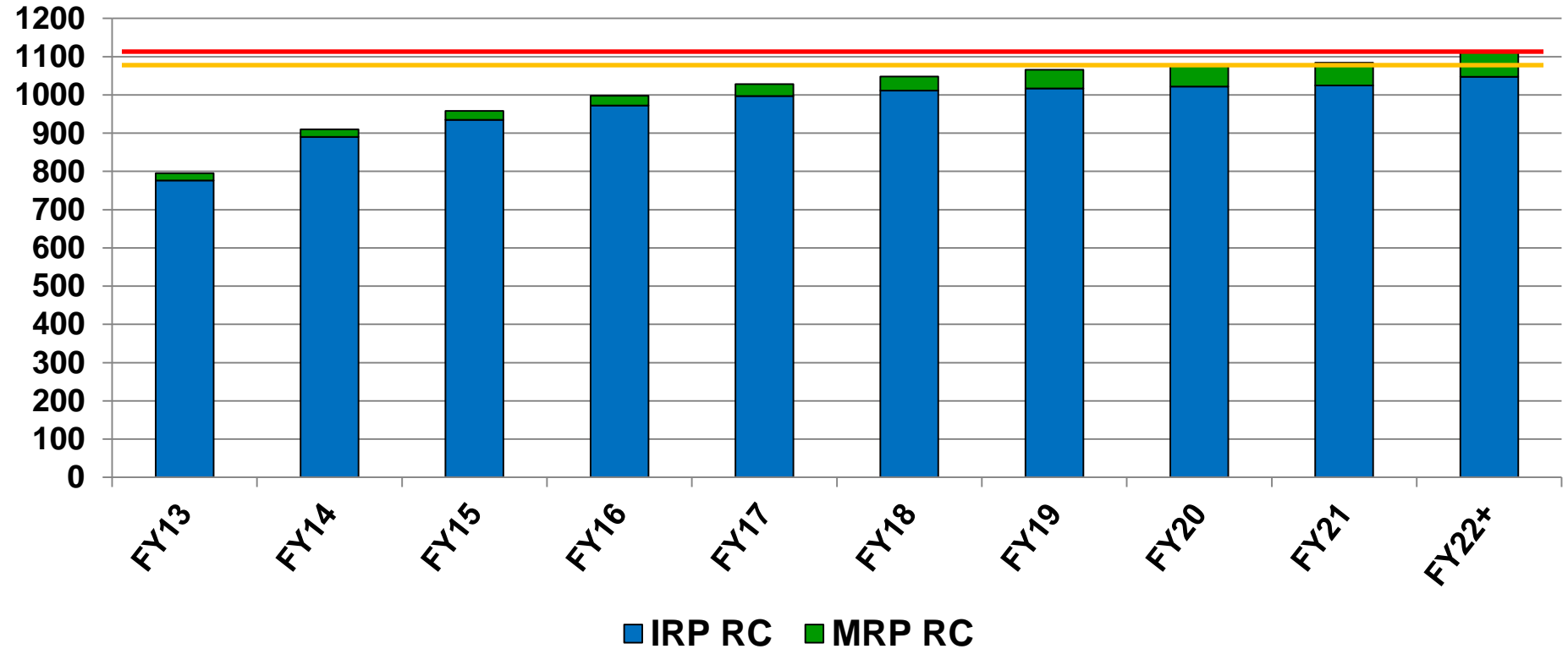




NAVFAC SW ERN RC Metric Projection



Cumulative Number of Sites Achieving RC versus Goals



— EOY 18: 90% of Sites RC (1003 sites)
— EOY 21: 95% Sites RC (1059 sites)

Response Complete Goals (1048 IRP and 67 MRP):
• 90% IRP and MRP by 2017 (exceed FY18 goal)
• 95% IRP and MRP by 2019 (exceed FY21 goal)



Installation Restoration CTC Focus Optimization / Green and Sustainable Remediation



Optimization Study Cost	Optimization Remedy Implement Cost	Actual Cost Avoidance	Potential Cost Avoidance
\$ 16,532,813 (599 sites)	\$ 18,964,422	\$ 177,602,506	\$ 352,775,248

ROI of 5.0 (Actual Cost) or 9.9 (Potential Cost)

- **Optimization efforts leading to more effective and efficient remediation solutions**
- **Achieved cost avoidance of \$177M over last 7 years**

- **Expanded optimization program to include Green and Sustainable Remediation (GSR)**

Munitions Response CTC Focus

- **Terrestrial: Remedial Investigation focus over next several years**
 - Support technology transfer of new advanced sensors and algorithms into mainstream use

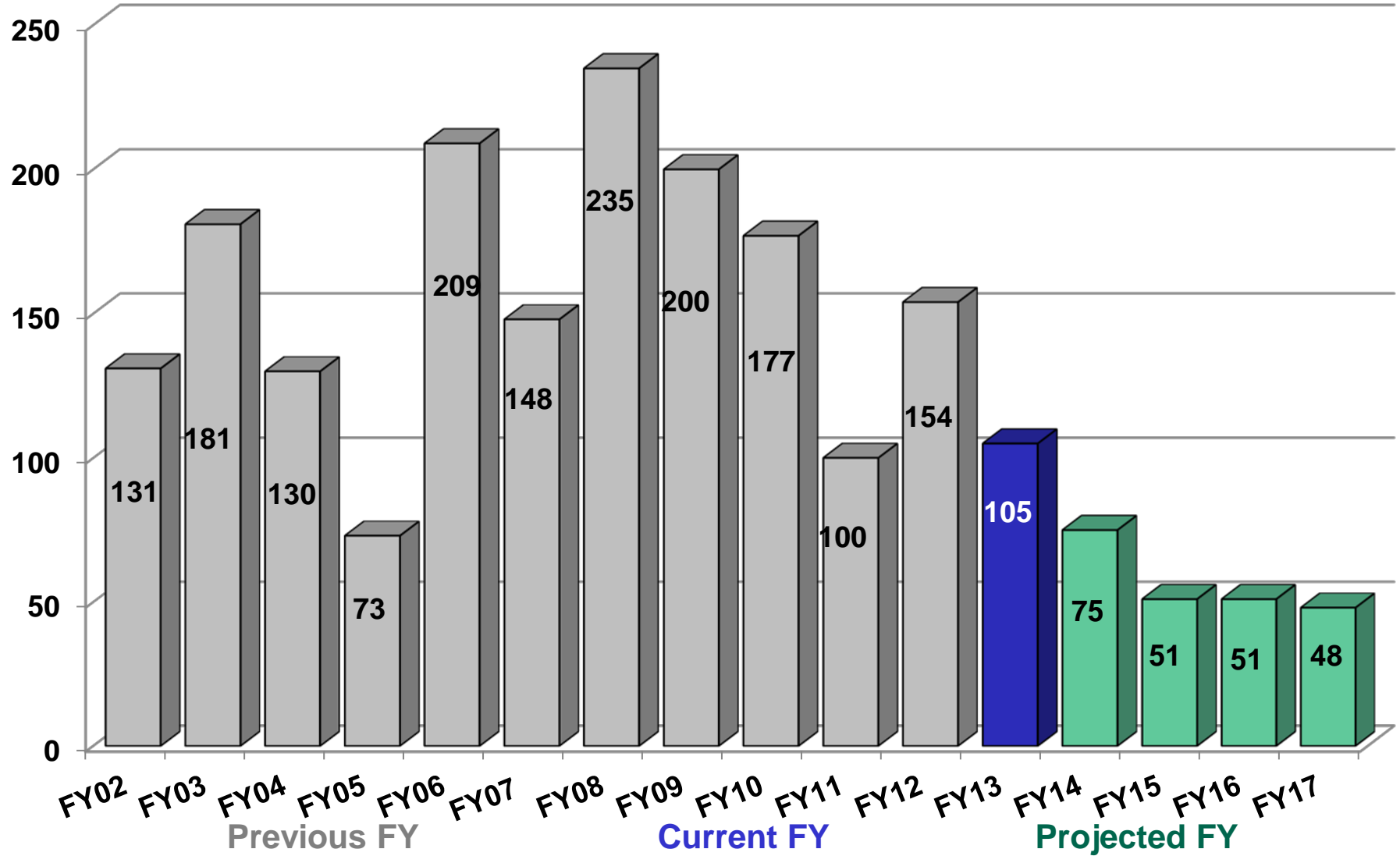


- **Underwater: Expanded Wide Area Assessment**





BRAC Program Management Office West Program (\$M)





**** Data contained herein is based on the best available information and is subject to change**



Environmental Contract Capacities

PROGRAM	FY12 Execution	FY13 Planned Execution	Current Contract Capacities	FY13-15 Planned Solicitations
Restoration/BRAC	\$217M	\$159M	\$1,027M	\$270M
Compliance/ORC	\$93 M	\$73M	\$156M	\$200M
NEPA/NCR	\$15M	\$22M	\$51M	\$165M
TOTALS	\$325M	\$254M	\$1,309M	\$635M





**** Data contained herein is based on the best available information and is subject to change**



SW EV Procurements Currently Underway

Contract Type	Scope	Location of Work	Contract Capacity/ Duration	Type	RFP Date	Projected Award Date
Environmental Restoration						
Remedial Action Contract (RAC) – Single Award IDIQ; Cost Plus Award Fee	Restoration	SW AOR	\$100M/ 5 yrs	Small Business	June 2011	1 st Qtr FY14
Environmental Compliance						
A-E Compliance Single Award IDIQ; Fixed Price	Storm Water- incidental potable water, wastewater, groundwater, water quality	NAVFAC Wide	\$30M/ 5 yrs	Small Business	June 2011	1 st Qtr FY14
8(a) CERCLA/RCRA Single Award IDIQ; Fixed Price	Compliance	SW AOR	\$20M/ 5 yrs	Small Business	March 2013	3 rd Qtr FY14
NEPA						
A-E Single Award IDIQ; Fixed Price	NEPA Infrastructure	SW AOR	\$30M/ 5 yrs	Small Business	August 2012	1 st Qtr FY14
A-E Single Award IDIQ; Fixed Price	NEPA In-Land Desert	SW AOR	\$30M/ 5yrs	Small Business	October 2012	2 nd Qtr FY14



SW EV Planned Procurements

Contract Type	Scope	Location of Work	Contract Capacity/ Duration	Type	RFP Date	Projected Award Date
Environmental Compliance / Restoration						
Operational Range Sustainment EMAC	Restoration	SW AOR	\$100M/ 5 yrs	Small Business	1 st Qtr FY14	4 th Qtr FY14
Restoration 8(a) EMAC	Restoration	SW AOR	\$50M/ 5 yrs	Small Business	1 st Qtr FY14	4 th Qtr FY14
Restoration SB EMAC	Restoration	SW AOR	\$100M/ 5 yrs	Small Business	1 st Qtr FY14	4 th Qtr FY14
NEPA/Natural/Cultural Resources						
Natural Resources MASC; Fixed Price	Natural Resources Conservation and Regulatory Compliance	SW AOR	\$50M/ 5 yrs	Small Business	1 st Qtr FY14	4 th Qtr FY14
Natural Resources IDIQ; Fixed Price	Habitat Restoration	SW AOR	\$40M/ 5 yrs	Small Business	1 st Qtr FY14	4 th Qtr FY14
Natural Resources MASC; Fixed Price	Exotic Pest Plant Species Eradication	SW AOR	\$20M/ 5 yrs	Small Business	4 th Qtr FY13	3 rd Qtr FY14
Cultural Resources MASC; Fixed Price	Cultural Resources and Regulatory Compliance	SW AOR	\$50M/ 5 yrs	Small Business	1 st Qtr FY14	4 th Qtr FY14
A-E Single Award IDIQ; Fixed Price	NEPA In-Water Coastal	SW AOR	\$30M/ 5 yrs	TBD	2 nd Qtr FY14	1 st Qtr FY15



More Information




- **Listing of expected NAVFAC Environmental Contract Opportunities**
 - NAVFAC Webpage: www.navfac.navy.mil
 - Environmental:
https://portal.navfac.navy.mil/portal/page/portal/navfac/navfac_ww_pp/navfac_navfac_sw_pp/environmental
- **Small Business Program Office Webpage:**
<https://smallbusiness.navfac.navy.mil>
- **Federal Business Opportunities:**
www.fedbizops.gov




Questions?



 Naval Facilities Engineering Command

FY 2013 - 2016
Strategic Plan



The Facilities and Expeditionary Combat Systems Command

