



# **U.S. Army Research Institute of Environmental Medicine**

*Natick, Massachusetts*

**TECHNICAL REPORT NO. T15-5**

**DATE April 2015**

**ADA**

## **EXPLOSIVE ORDNANCE DISPOSAL (EOD) ENSEMBLES: BIOPHYSICAL CHARACTERISTICS AND PREDICTED WORK TIMES WITH AND WITHOUT CHEMICAL PROTECTION AND ACTIVE COOLING SYSTEMS**

**Approved for Public Release; Distribution Is Unlimited**

**United States Army  
Medical Research & Materiel Command**

## **DISCLAIMERS**

The opinions or assertions contained herein are the private views of the author(s) and are not to be construed as official or as reflecting the views of the Army or Department of Defense.

Citations of commercial organizations and trade names in this report do not constitute an official Department of the Army endorsement or approval of the products or services of these organizations.

Approved for public release; distribution unlimited.

**USARIEM TECHNICAL REPORT T15-5**

**EXPLOSIVE ORDNANCE DISPOSAL (EOD) ENSEMBLES: BIOPHYSICAL  
CHARACTERISTICS AND PREDICTED WORK TIMES WITH AND WITHOUT  
CHEMICAL PROTECTION AND ACTIVE COOLING SYSTEMS**

Adam W. Potter<sup>1</sup>  
Michael Walsh<sup>2</sup>  
Julio A. Gonzalez<sup>1</sup>

<sup>1</sup>Biophysics and Biomedical Modeling Division, US Army Research Institute of  
Environmental Medicine, Natick, MA, USA 01760-5007

<sup>2</sup>Director, Combat Support Equipment Management National Defence Headquarters  
Ottawa, Ontario, Canada

April 2015

U.S. Army Research Institute of Environmental Medicine  
Natick, MA 01760-5007

**REPORT DOCUMENTATION PAGE**

*Form Approved  
OMB No. 0704-0188*

The public reporting burden for this collection of information is estimated to average 1 hour per response, including the time for reviewing instructions, searching existing data sources, gathering and maintaining the data needed, and completing and reviewing the collection of information. Send comments regarding this burden estimate or any other aspect of this collection of information, including suggestions for reducing the burden, to Department of Defense, Washington Headquarters Services, Directorate for Information Operations and Reports (0704-0188), 1215 Jefferson Davis Highway, Suite 1204, Arlington, VA 22202-4302. Respondents should be aware that notwithstanding any other provision of law, no person shall be subject to any penalty for failing to comply with a collection of information if it does not display a currently valid OMB control number.

**PLEASE DO NOT RETURN YOUR FORM TO THE ABOVE ADDRESS.**

<b>1. REPORT DATE (DD-MM-YYYY)</b>		<b>2. REPORT TYPE</b>		<b>3. DATES COVERED (From - To)</b>	
<b>4. TITLE AND SUBTITLE</b>				<b>5a. CONTRACT NUMBER</b>	
				<b>5b. GRANT NUMBER</b>	
				<b>5c. PROGRAM ELEMENT NUMBER</b>	
<b>6. AUTHOR(S)</b>				<b>5d. PROJECT NUMBER</b>	
				<b>5e. TASK NUMBER</b>	
				<b>5f. WORK UNIT NUMBER</b>	
<b>7. PERFORMING ORGANIZATION NAME(S) AND ADDRESS(ES)</b>				<b>8. PERFORMING ORGANIZATION REPORT NUMBER</b>	
<b>9. SPONSORING/MONITORING AGENCY NAME(S) AND ADDRESS(ES)</b>				<b>10. SPONSOR/MONITOR'S ACRONYM(S)</b>	
				<b>11. SPONSOR/MONITOR'S REPORT NUMBER(S)</b>	
<b>12. DISTRIBUTION/AVAILABILITY STATEMENT</b>					
<b>13. SUPPLEMENTARY NOTES</b>					
<b>14. ABSTRACT</b>					
<b>15. SUBJECT TERMS</b>					
<b>16. SECURITY CLASSIFICATION OF:</b>			<b>17. LIMITATION OF ABSTRACT</b>	<b>18. NUMBER OF PAGES</b>	<b>19a. NAME OF RESPONSIBLE PERSON</b>
<b>a. REPORT</b>	<b>b. ABSTRACT</b>	<b>c. THIS PAGE</b>			<b>19b. TELEPHONE NUMBER (Include area code)</b>

## TABLE OF CONTENTS

<u>Section</u>	<u>Page</u>
List of Figures.....	iv
List of Tables.....	v
Acknowledgments .....	vi
Executive Summary .....	1
Introduction .....	2
Methods .....	3
Ensembles.....	3
Biophysical Assessments .....	6
Predictive Modeling .....	6
Results .....	7
Biophysical Results .....	7
Predictive Modeling Results .....	9
Discussion.....	14
Conclusions.....	16
References.....	17
Appendix A.....	19

## LIST OF FIGURES

<u>Figure</u>		<u>Page</u>
1	Heat exchange in typical ensembles versus Explosive Ordnance Disposal (EOD) ensembles	3
2	Explosive Ordnance Disposal (EOD) configuration elements	4
3	Three-piece liquid circulating personal cooling suit and ice-based 100V cooling unit; (BCS4 Med-Eng; Allen Vanguard; Ottawa, Canada)	4
4	Total thermal insulation ( $I_T$ , clo) at three different wind velocities ( $V$ , $\text{ms}^{-1}$ ) for four EOD configurations	7
5	Total thermal insulation ( $I_T$ , clo) at three different wind velocities ( $V$ , $\text{ms}^{-1}$ ) for four EOD configurations without full face helmet	8
6	Modeled rise in core temperature wearing Ba-EOD at three work intensities based on locomotion at speeds: 0.7, 1.1, and 1.52 $\text{ms}^{-1}$ ; compared to collected human data in temperate conditions (24°C, 50% RH)	9
7	Modeled rise in core temperature wearing Ba-EOD at three work intensities based on locomotion at speeds: 0.7, 1.1, and 1.52 $\text{ms}^{-1}$ ; compared to collected human data in hot/dry conditions (48°C, 20% RH)	10
8	Modeled rise in core temperature wearing Ba-EOD at three work intensities based on locomotion at speeds: 0.7, 1.1, and 1.52 $\text{ms}^{-1}$ ; compared to collected human data in hot/humid conditions (32°C, 60% RH)	10
9	Modeled rise in core temperature wearing four configurations of EOD suits at locomotion at speeds of 1.1 $\text{ms}^{-1}$ in temperate conditions (24°C, 50% RH) without active cooling	11
10	Modeled rise in core temperature wearing four configurations of EOD suits at locomotion at speeds of 1.1 $\text{ms}^{-1}$ in hot/dry conditions (48°C, 20% RH) without active cooling	11
11	Modeled rise in core temperature wearing four configurations of EOD suits at locomotion at speeds of 1.1 $\text{ms}^{-1}$ in hot/humid conditions (32°C, 60% RH) without active cooling	12

<u>Figure</u>		<u>Page</u>
12	Modeled rise in core temperature ( $T_c$ ) at work intensities representative of standing in temperate conditions (24°C, 50% RH) without active cooling	12
13	Modeled rise in core temperature ( $T_c$ ) at work intensities representative of standing in hot/dry conditions (48°C, 20% RH) without active cooling	13
14	Modeled rise in core temperature ( $T_c$ ) at work intensities representative of standing in hot/humid conditions (32°C, 60% RH) without active cooling	13
15	Modeled rise in core temperature wearing two configurations of EOD suits at locomotion at speeds of 1.1 ms <sup>-1</sup> without active cooling and with active cooling of 150 and 250 W in temperate conditions (24°C, 50% RH)	15
16	Modeled rise in core temperature wearing two configurations of EOD suits at locomotion at speeds of 1.1 ms <sup>-1</sup> without active cooling and with active cooling of 150 and 250 W in hot/dry conditions (48°C, 20% RH)	15
17	Modeled rise in core temperature wearing two configurations of EOD suits at locomotion at speeds of 1.1 ms <sup>-1</sup> without active cooling and with active cooling of 150 and 250 W in hot/humid conditions (32°C, 60% RH)	16

### LIST OF TABLES

<u>Table</u>		<u>Page</u>
1	Total ensemble and individual equipment weights shown as kilograms with approximate weights in pounds	5
2	Total thermal resistance ( $I_T$ , clo) at three wind velocities ( $V$ ) and estimated measures of 0.4 and 1.0 ms <sup>-1</sup>	7
3	Total thermal resistance ( $I_T$ , clo) at three wind velocities ( $V$ ) without full face helmet and estimated measures of 0.4 and 1.0 ms <sup>-1</sup>	8
4	Configuration weights and estimated metabolic cost of standing and locomotion ( $\dot{M}_{loco}$ ) at three speeds	9

## **ACKNOWLEDGMENTS**

The authors would like to thank Mr. James Buell (Section Head, Director, Combat Support Equipment Management (DCSEM 9) National Defence Headquarters Ottawa, Ontario, Canada) and Mr. James Hewitt (Deputy Project Manager, DCSEM 9-3-2C), for funding this work; and Ms. Pratibha Sinha (Testing and Engineering Team, Navy Clothing and Textile Research Facility (NCTRF)) for coordinating the initial plans for this work effort.

We would also like to thank Ms. Ellen Fletcher-Goetz (Technology Transfer, USARIEM), Ms. Kelly Fields (Public Affairs Officer, USARIEM), and Ms. Julie A. Geare (International Affairs Office, US Army Medical Research and Materiel Command (MRMC)) for coordinating essential agreements and Mr. Jeffrey Evans (USARIEM) for financial management.

We would also like to thank Dr. Reed Hoyt and Dr. Xiaojiang Xu (USARIEM) for scientific review of this report.



## **EXECUTIVE SUMMARY**

In response to global terrorism and asymmetric warfare, explosive ordnance disposal (EOD) technicians play a critical response role within law enforcement and the military. These technicians wear fully encapsulating EOD suits designed to protect the individual wearer from immediate area blast threats. While the ultimate goal of these suits is to protect EOD technicians from fragmentation and blast, the encapsulating design and significant mass of the EOD protective ensemble put significant thermal and metabolic strain on the wearer.

The weight, impermeability, and highly insulated nature of these ensembles, puts individual wearers at significant risk of thermal strain and decreased work capacity. The increased weight of the ensembles (e.g., >35 kg) add significant metabolic demands on the individual; while their capability to dissipate heat and maintain thermal homeostasis is virtually eliminated.

The purposes of this report are 1) to document the biophysical characteristics of four different EOD configurations, 2) model the thermophysiological responses of EOD technicians as a function of each ensemble configuration, environment, and work intensity, and 3) to make comparisons of modeling results to previously published human research data.

## INTRODUCTION

In response to global terrorism and asymmetric warfare, explosive ordnance disposal (EOD) technicians play a critical response role within law enforcement and the military. Technicians wear fully encapsulating EOD suits designed to protect the individual wearer from immediate area blast threats. While the ultimate goal of these suits is to protect EOD technicians from fragmentation and blast, their encapsulating design and significant mass put significant thermal and metabolic strain on the wearer [1-6].

There are essentially three broad elements that interact to influence heat stress: 1) environmental conditions (i.e., air temperature ( $T_a$ ), relative humidity (RH), wind velocity ( $V$ ), solar radiation), 2) metabolic heat production ( $\dot{M}$ ), and 3) biophysical characteristics (thermal ( $i_{cl}$ ) and evaporative ( $i_m$ ) resistance) of clothing [7].

As homeotherms, humans naturally produce heat and the body's internal thermoregulatory system typically attempts to maintain thermal homeostasis by dissipating heat. This balance is maintained via four main pathways of heat exchange: radiation (R), convection (C), conduction (K), and evaporation (E), as seen below:

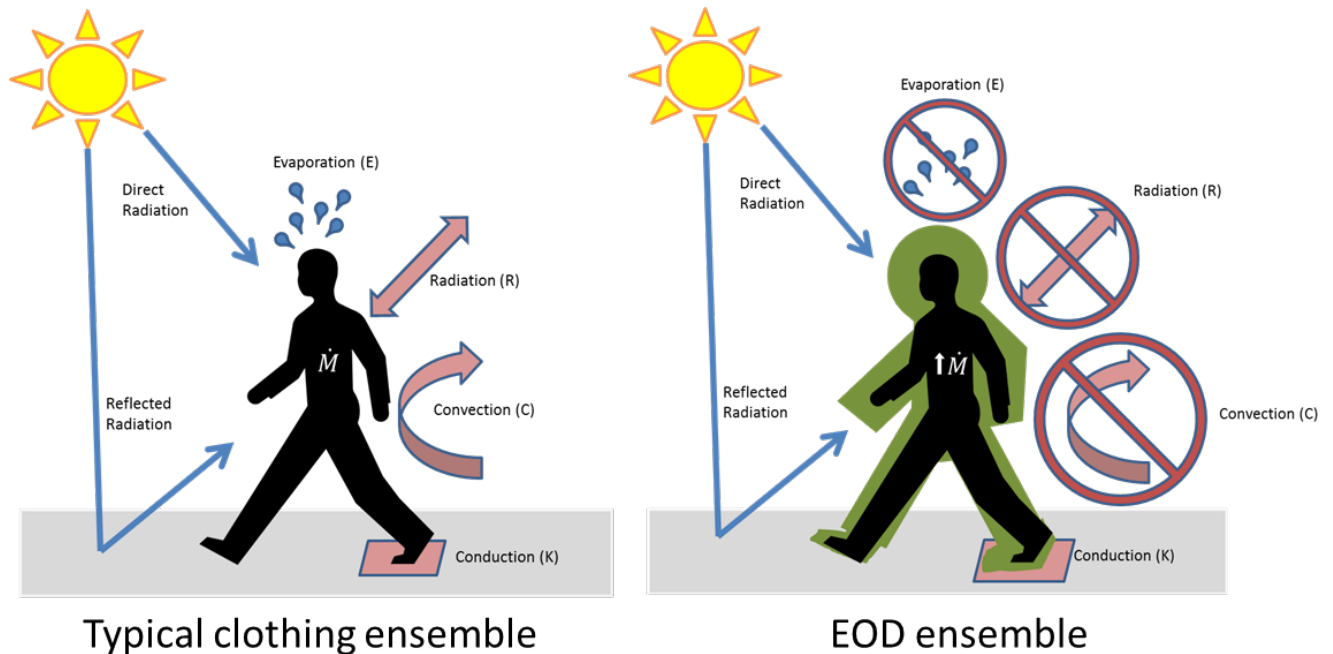
$$S = M \pm W \pm R \pm C \pm K - E \text{ [W/m}^2\text{]}$$

where  $S$  is heat storage;  $M$  is metabolic rate; and  $W$  is work rate. Radiation (R) refers to heat transferred at the speed of light via electromagnetic waves (e.g., solar or infrared radiation). Convection (C) is heat transfer with fluid contact (e.g., air or water). Conduction (K) is heat transfer via contact with a solid object (e.g., touching a cold surface). Evaporation (E) is heat loss to the environment involving phase changes of liquid to vapor, typically associated to evaporation of sweat or respiratory water loss. However, evaporative heat is only lost to the environment, thus this is always a negative in this equation.

From a heat balance perspective, for individuals wearing EOD ensembles,  $R$ ,  $C$ , and  $E$  are virtually eliminated, thus severely restricting the ability to dissipate metabolic heat and maintain thermal homeostasis; while the weight of the ensembles (e.g., >35 kg) significantly increases metabolic rate ( $\dot{M}$ ) and heat production (Figure 1). That is, increased metabolic heat production and a reduction in the ability to dissipate heat results in rapid increase in thermal strain, reduced work capacity, and increased risk of heat illness..

The purposes of this report are 1) to document the biophysical characteristics of four different EOD configurations, 2) model the thermophysiological responses of EOD technicians as a function of each ensemble configuration, environment, and work intensity, and 3) to make comparisons of modeling results to previously published human research data.

Figure 1. Heat exchange in typical ensembles versus Explosive Ordnance Disposal (EOD) ensembles




## METHODS

### Ensembles

The biophysical characteristics of four variations of the EOD Suit (Med-Eng EOD 9 suit, Allen Vanguard; Ottawa, Canada) were assessed.

Figure 2 shows the entire EOD ensemble and various key pieces that differentiate each configuration. All configurations included: cotton undergarments (t-shirt, boxer briefs, and socks); the EOD ballistic suit (EOD9: Jacket, Trousers, Integrated groin protector (IGP), and Boot Protector); GORE lined leather combat boots; and NOMEX® gloves with Velcro; and EOD9 full face helmet. Configuration specific items included: **Configuration 1:** The baseline (Ba-EOD) configuration consisted of all of the above listed items. **Configuration 2:** The chemical protective (EOD CB) configuration included the baseline items, chemical protective undergarments (hood, shirt, gloves, pants, and socks), white cotton glove liners, butyl rubber overboots, and self-contained breathing apparatus (SCBA) with air tank. **Configuration 3:** EOD suit with cooling undergarment (EOD cooling) included the baseline items, a three-piece liquid circulating personal cooling suit (shirt, pants, hood) and ice-based 100V cooling unit (BCS4; Allen Vanguard; Ottawa, Canada) (Figure 3). **Configuration 4:** EOD suit chemical protection and cooling undergarment (EOD CB + cooling) included the baseline items, as well as each of additional items in configurations 2 and 3 (EOD CB and EOD cooling) (See Appendix A for item descriptions and National Stock Numbers (NSN)).

Figure 2. Explosive Ordnance Disposal (EOD) configuration elements



A = Ba-EOD; B = cotton t-shirt and boxer briefs; C = chemical protective undergarments (hood, shirt, gloves, pants, and socks); D = EOD CB minus helmet; E = SCBA and air tank; F = EOD with cooling pack ←

Figure 3. Three-piece liquid circulating personal cooling suit and ice-based 100V cooling unit; (BCS4 Med-Eng; Allen Vanguard; Ottawa, Canada)



The thermal manikin has 20 zones including zones for the head that allowed for swapping out of values specific to the manikin head, enabling calculation of total insulation with and without the EOD helmet for each configuration.

Each individual piece of equipment from the whole ensemble was weighed (Table 1). These measures of weight were used for the estimated metabolic demands associated to carrying of each specific configuration mass.

Table 1. Total ensemble and individual equipment weights shown as kilograms with approximate weights in pounds

<b>Item / Ensemble</b>	<b>kg</b>	<b>lbs</b>	<b>Ensemble used in</b>
<b>Ba-EOD (1)</b>	34.94	77	
<b>EOD CB (2)</b>	36.17	79.7	
<b>EOD Cooling (3)</b>	51.27	113	
<b>EOD CB + Cooling (4)</b>	52.5	115.7	
<b>Ba-EOD (1) no helmet</b>	29.04	64	
<b>EOD CB (2) no helmet</b>	30.27	66.7	
<b>EOD Cooling (3) no helmet</b>	45.37	100	
<b>EOD CB + Cooling (4) no helmet</b>	46.6	102.7	
<b>Diaper (ballistic)</b>	1.36	3	1, 2, 3, 4
<b>Torso (ballistic)</b>	17.24	38	1, 2, 3, 4
<b>Pants (ballistic)</b>	7.17	15.8	1, 2, 3, 4
<b>Full face helmet</b>	5.90	13	1, 2, 3, 4
<b>CB pants</b>	0.64	1.4	2, 4
<b>CB shirt</b>	0.82	1.8	2, 4
<b>CB hood</b>	0.27	0.6	2, 4
<b>CB gloves</b>	0.09	0.2	2, 4
<b>CB booties</b>	0.23	0.5	2, 4
<b>toe protector</b>	0.91	2	1, 3
<b>boots</b>	2.36	5.2	1, 3
<b>CB boots</b>	2.45	5.4	2, 4
<b>socks</b>	0.09	0.2	3, 4
<b>Cooling pump</b>	1.27	2.8	3, 4
<b>Cooling shirt</b>	0.73	1.6	3, 4
<b>Cooling pants</b>	0.54	1.2	3, 4
<b>Cooling water bottle</b>	2.36	5.2	3, 4
<b>SCBA</b>	11.43	25.2	3, 4

## **Biophysical Assessments**

The biophysical characteristics were assessed on each of the four variations of the Med-Eng EOD 9 suit. Testing was conducted using a twenty zone sweating thermal manikin (Newton, 20 zone, Measurement Technologies Northwest, Seattle, WA) operated within a climate-controlled wind tunnel. Thermal ( $R_{ct}$ ) and evaporative ( $R_{et}$ ) resistance were assessed according to American Society for Testing and Materials (ASTM) standards F1291-10 and F2370-10 [8-9]. These measures were then converted to measures of total thermal insulation ( $I_T$ ) in units of clo and a water vapor permeability index ( $i_m$ ). The ratio of the two ( $i_m/clo$ ) describes the evaporative potential.

Measurements at three wind velocities ( $V$ ) enabled the calculation of coefficient (gamma) values ( $\gamma$ ), describing changes in the biophysical characteristics based on potential air flow within any given environment [10]. Tests were replicated at three different wind velocities of approximately: 0.55, 1.63, and 2.33  $ms^{-1}$ . A regression was fitted to each of the specific measures at each level of  $V$ .

Typically testing of the heat removal or cooling capacity of body-worn cooling systems would be done according to ASTM standard F2371-10 [11]. However, this test requires a saturated steady-state condition that was unreachable due to the fully impermeability of the EOD suit. Therefore, values used in this report are from those reported by the company and author estimates [12].

## **Predictive Modeling**

Modeling of the human thermal responses to exercise while wearing the EOD ensembles were conducted using the USARIEM Heat Strain Decision Aid (HSDA) [13-14]. The simulated conditions of environment, activity, and human characteristics used were based on those used by Stewart et al [2]. Simulated human characteristics include a population of healthy males, body mass 79 kg, height 180 cm, normally hydrated and heat acclimatized. Three environmental conditions were simulated: temperate (24°C; 50% RH), hot-dry (desert) (48°C; 20% RH), and hot-wet (jungle) (32°C; 60% RH). Each environment was assumed to be at sea level with average  $V$  of 1.0  $ms^{-1}$  adjusted for simulated walking velocities. Four conditions were simulated for each environment, representing standing still, and moving at 0.7, 1.1, and 1.52  $ms^{-1}$ .

Metabolic costs of standing and locomotion ( $\dot{M}_{loco}$ ) were estimated using the equation from Pandolf et al., [15]. The differences in weight for each configuration drive changes in the  $\dot{M}_{loco}$  specific to each ensemble.

## RESULTS

### Biophysical Results

The measured total thermal resistance ( $R_{ct}$ ) converted to  $I_T$  (clo) for each  $V$  was used to determine estimates of standard and modeled measures at 0.4 and 1.0  $ms^{-1}$  respectively (Table 2, Figure 4). Values for each configuration without helmet were calculated by replacing regional measures from the head and face (Table 3, Figure 5).

Table 2. Total thermal resistance ( $I_T$ , clo) at three wind velocities ( $V$ ) and estimated measures of 0.4 and 1.0  $ms^{-1}$

	Measured clo			estimated clo	
	0.55 $ms^{-1}$	1.63 $ms^{-1}$	2.33 $ms^{-1}$	0.4 $ms^{-1}$	1.0 $ms^{-1}$
<b>Ba-EOD</b>	2.743	2.135	1.830	3.031	2.360
<b>EOD CB</b>	3.034	2.634	2.359	3.209	2.766
<b>EOD Cooling</b>	2.853	2.288	2.073	3.039	2.502
<b>EOD CB + Cooling</b>	3.324	2.881	2.688	3.501	3.063

Figure 4. Total thermal insulation ( $I_T$ , clo) at three different wind velocities ( $V$ ,  $ms^{-1}$ ) for four EOD configurations

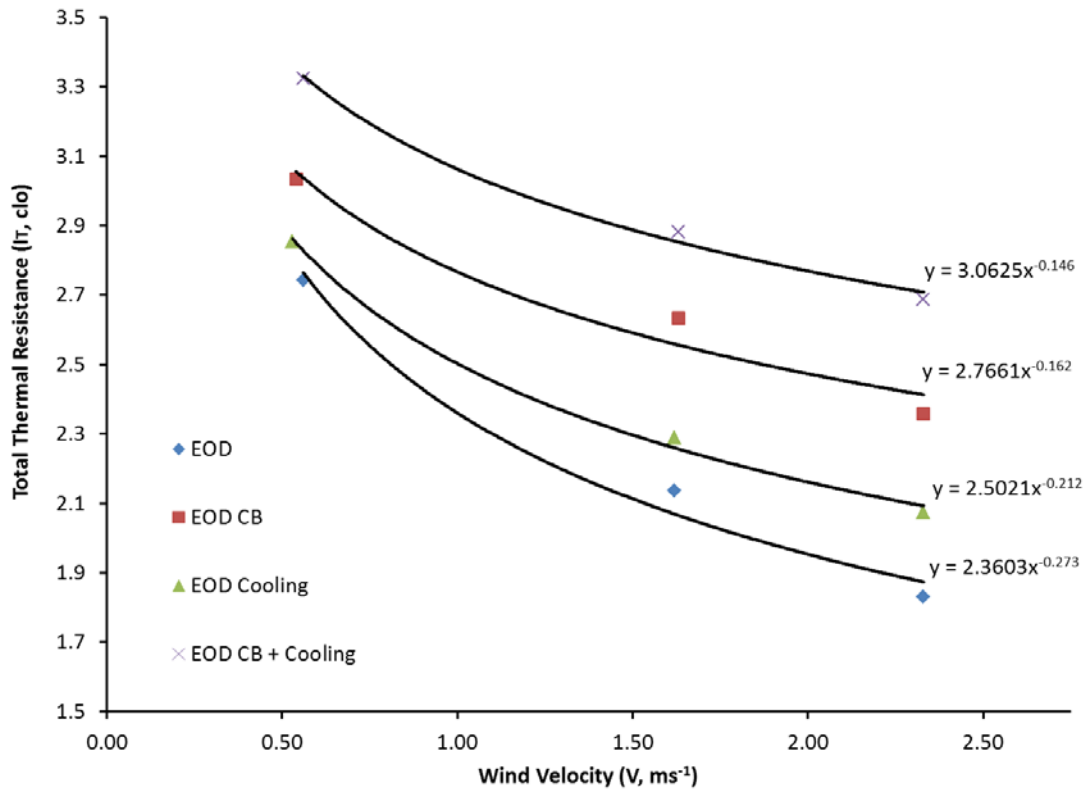
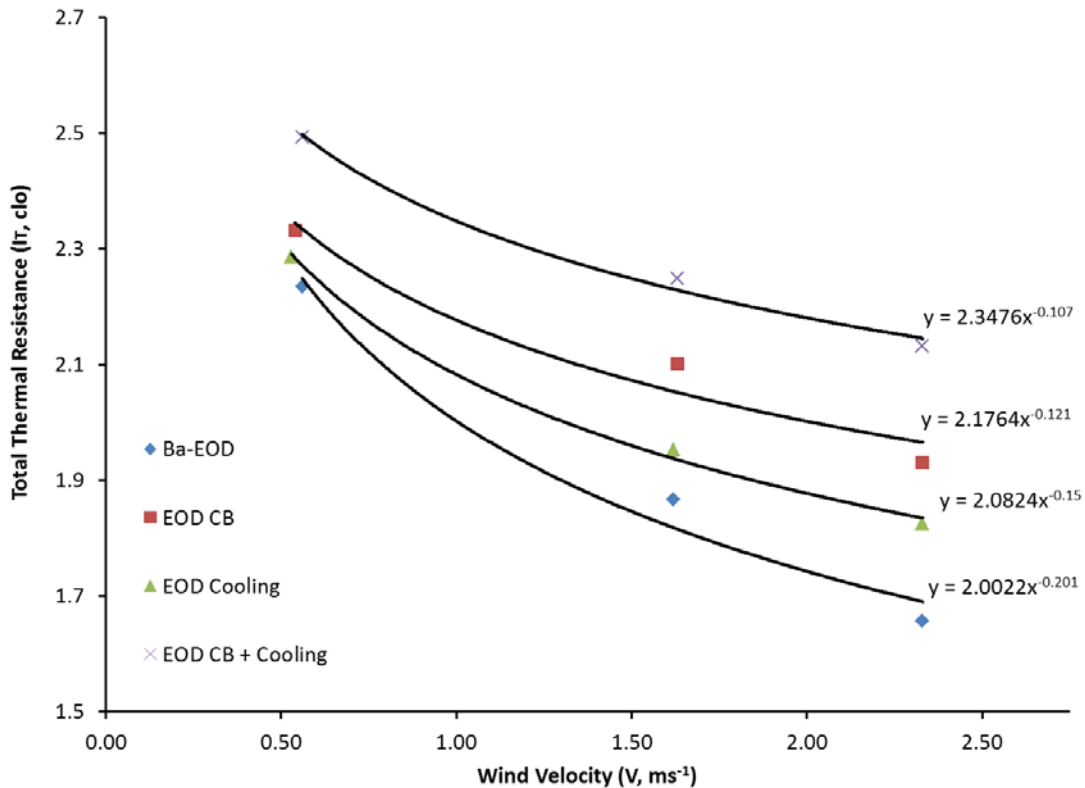


Table 3. Total thermal resistance ( $I_T$ , clo) at three wind velocities ( $V$ ) without full face helmet and estimated measures of 0.4 and 1.0  $\text{ms}^{-1}$

	Measured clo			estimated clo	
	0.55 $\text{ms}^{-1}$	1.63 $\text{ms}^{-1}$	2.33 $\text{ms}^{-1}$	0.4 $\text{ms}^{-1}$	1.0 $\text{ms}^{-1}$
<b>Ba-EOD</b>	2.234	1.866	1.657	2.407	2.002
<b>EOD CB</b>	2.331	2.101	1.930	2.432	2.176
<b>EOD Cooling</b>	2.286	1.952	1.824	2.389	2.082
<b>EOD CB + Cooling</b>	2.492	2.248	2.131	2.590	2.348

Figure 5. Total thermal insulation ( $I_T$ , clo) at three different wind velocities ( $V$ ,  $\text{ms}^{-1}$ ) for four EOD configurations without full face helmet



Measures of evaporative resistance ( $R_{et}$ ) could not be obtained from any of the configurations on the manikin, as a steady-state condition of evaporative heat flux could not be reached due to the highly occlusive nature of the EOD ensemble. The inability to obtain a steady-state evaporative heat flux is definable as impermeable. The theoretical range of  $i_m$  is from 0 (completely impermeable) to 1 (completely permeable). While it is typically understood that a value of 1 will not be found, it should also be assumed that an absolute value of 0 is also unlikely. However, values of  $i_m = 0$  were assumed for each of these ensembles as the level of permeability are negligible ( $<0.005$ ).



## Predictive Modeling Results

Predicted thermophysiological responses for each configuration within three different environmental conditions were modeled based on four work rates. These estimated work rates were associated to each ensemble using the equation from Pandolf et al [15], mass specific to each ensemble, the simulated human mass, walking speeds, and a level terrain condition (Table 3).

Table 4. Configuration weights and estimated metabolic cost of standing and locomotion ( $\dot{M}_{loco}$ ) at three speeds

	Weight kg	$\dot{M}_{loco}$ (W)			
		Standing	0.7 ms <sup>-1</sup>	1.1 ms <sup>-1</sup>	1.52 ms <sup>-1</sup>
<b>Ba-EOD</b>	34.94	163	247	370	558
<b>EOD CB</b>	36.17	167	251	376	566
<b>EOD Cooling</b>	51.27	228	324	465	680
<b>EOD CB + Cooling</b>	52.5	235	331	473	690

Figure 6. Modeled rise in core temperature wearing Ba-EOD at three work intensities based on locomotion at speeds: 0.7, 1.1, and 1.52 ms<sup>-1</sup>; compared to collected human data in temperate conditions (24°C, 50% RH)

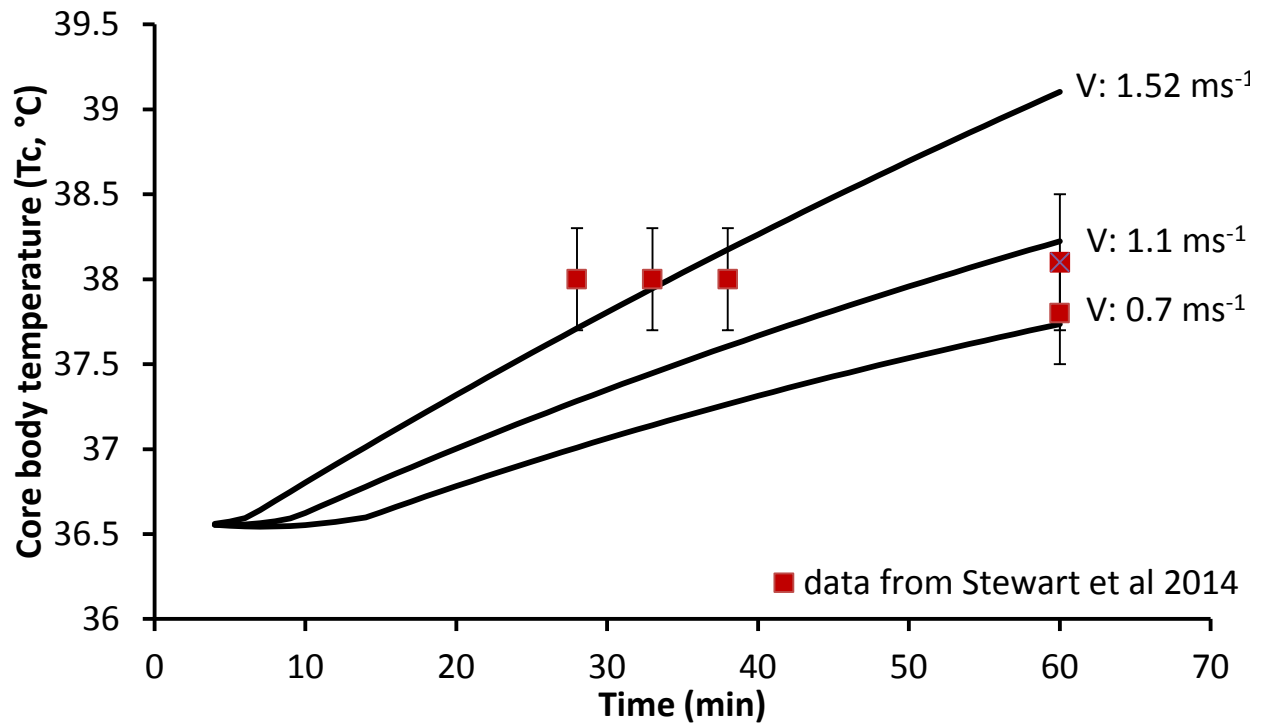


Figure 7. Modeled rise in core temperature wearing Ba-EOD at three work intensities based on locomotion at speeds: 0.7, 1.1, and 1.52 ms<sup>-1</sup>; compared to collected human data in hot/dry conditions (48°C, 20% RH)

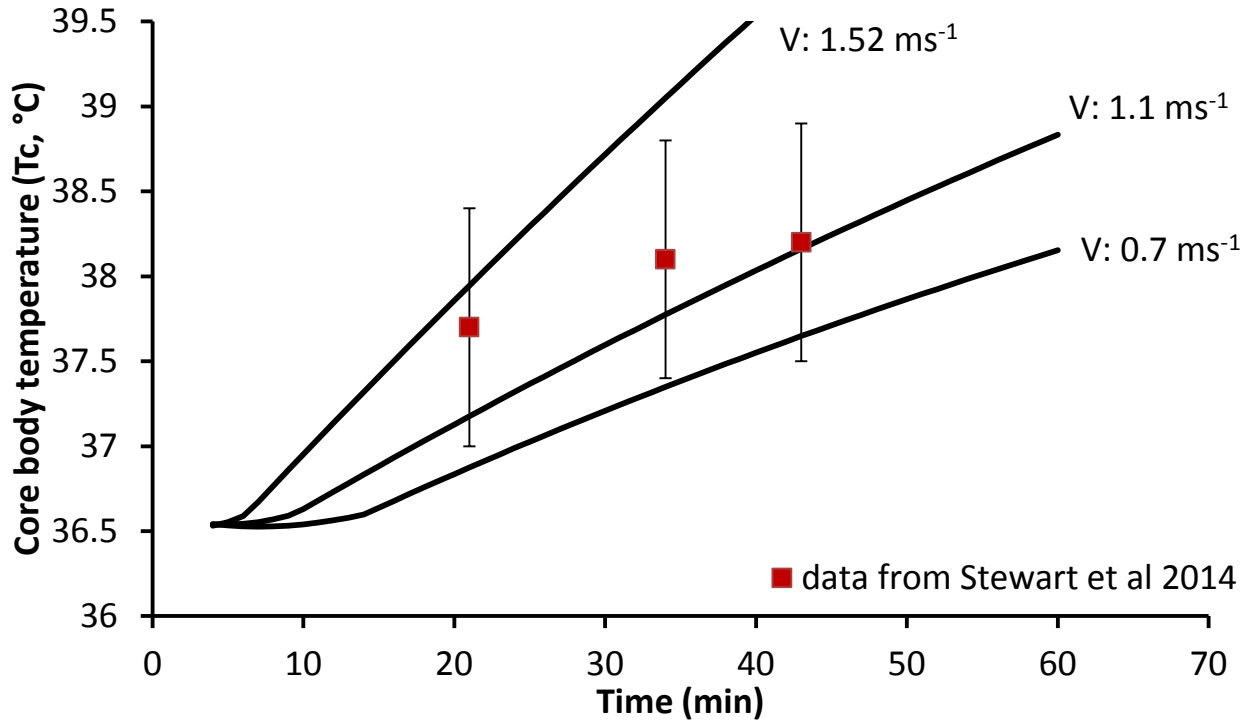
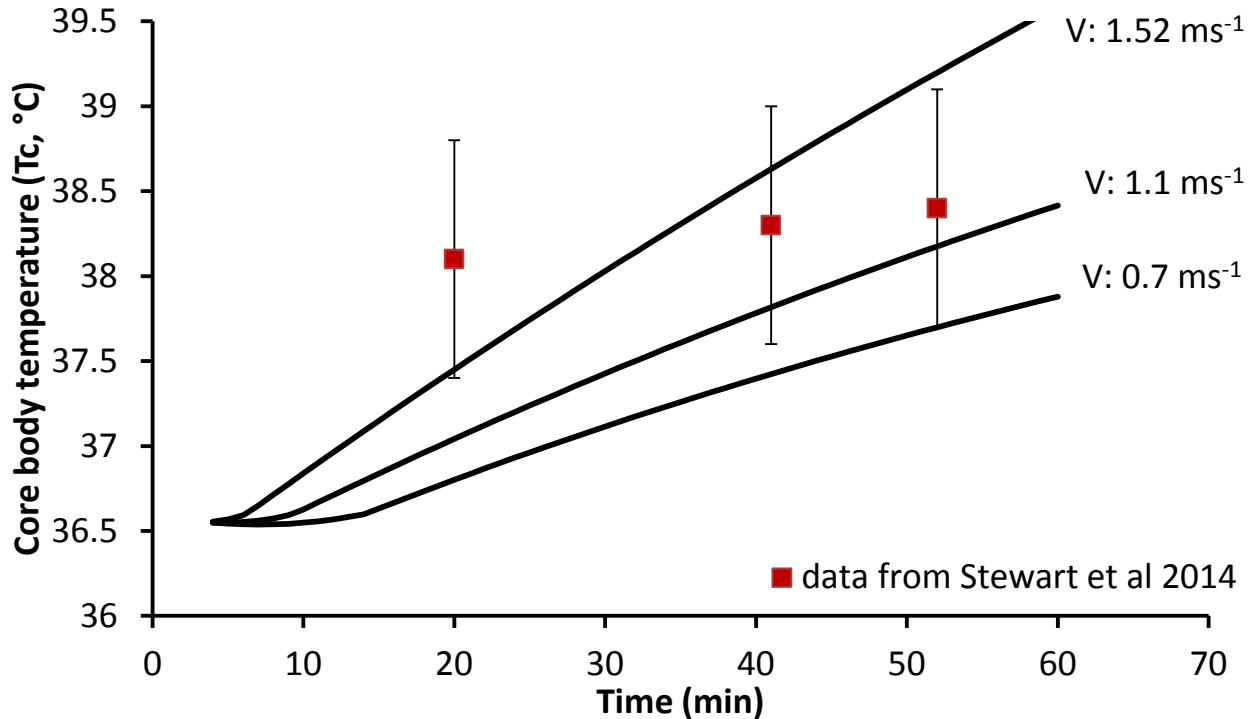


Figure 8. Modeled rise in core temperature wearing Ba-EOD at three work intensities based on locomotion at speeds: 0.7, 1.1, and 1.52 ms<sup>-1</sup>; compared to collected human data in hot/humid conditions (32°C, 60% RH)



Predictions were made based on the biophysical properties and increased metabolic demand from added mass, to estimate core body temperature rise for each configuration within the three environments at a movement speed of  $1.1 \text{ ms}^{-1}$  (Figures 9-11).

Figure 9. Modeled rise in core temperature wearing four configurations of EOD suits at locomotion at speeds of  $1.1 \text{ ms}^{-1}$  in temperate conditions ( $24^\circ\text{C}$ , 50% RH) without active cooling

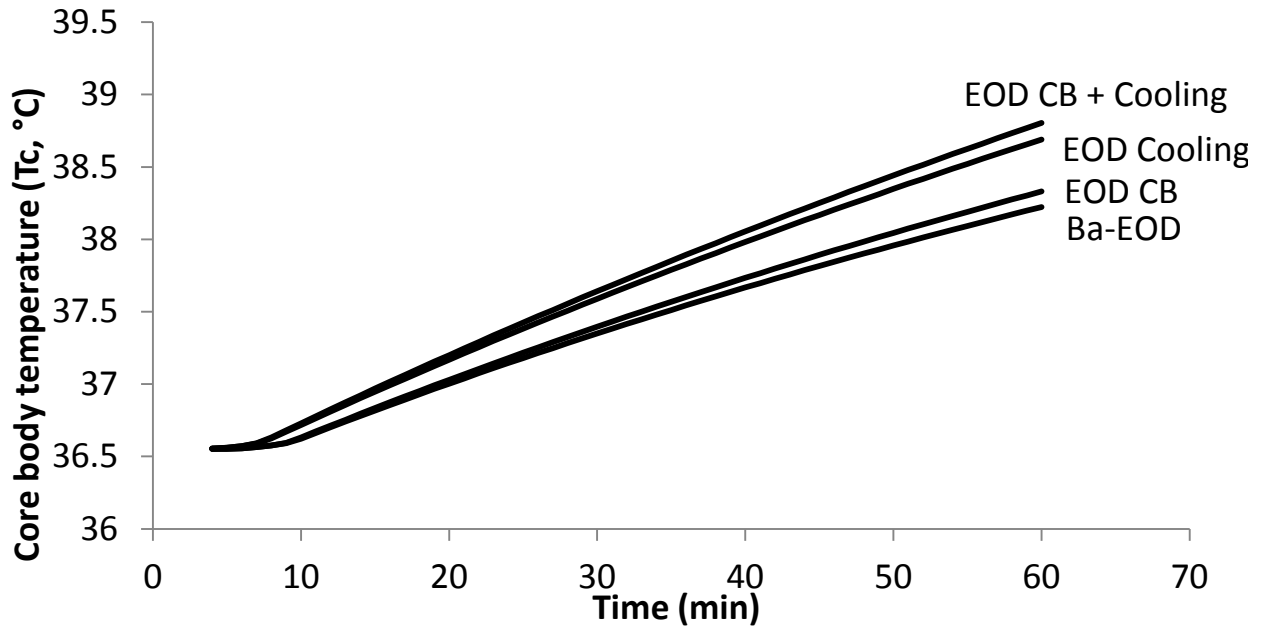


Figure 10. Modeled rise in core temperature wearing four configurations of EOD suits at locomotion at speeds of  $1.1 \text{ ms}^{-1}$  in hot/dry conditions ( $48^\circ\text{C}$ , 20% RH) without active cooling

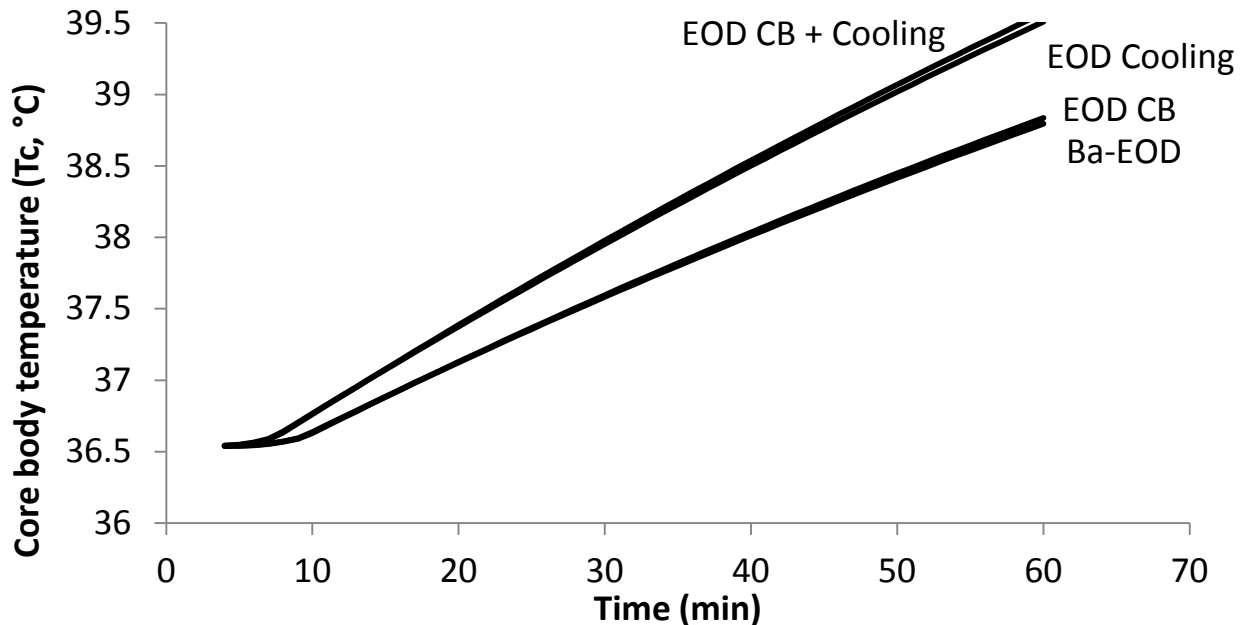
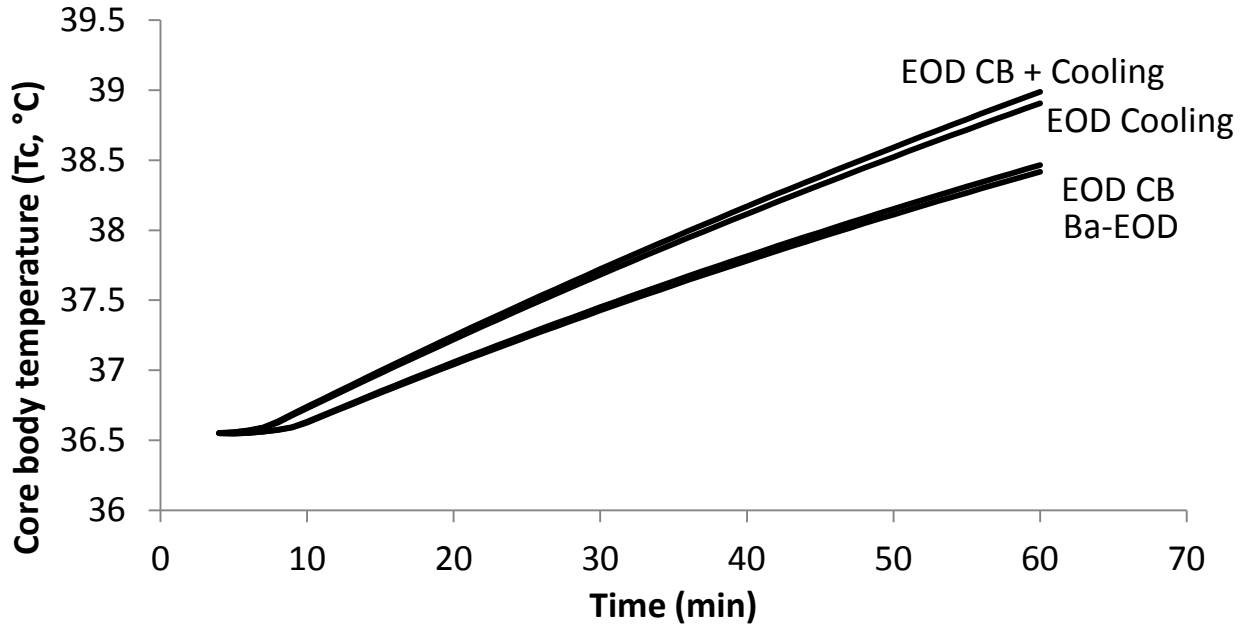


Figure 11. Modeled rise in core temperature wearing four configurations of EOD suits at locomotion at speeds of  $1.1 \text{ ms}^{-1}$  in hot/humid conditions ( $32^\circ\text{C}$ ,  $60\% \text{ RH}$ ) without active cooling



Based on the predicted increase in metabolic demand from standing associated to increased mass of each ensemble, modeling estimations were made for the three used environmental conditions (Figure 12-14). These modeled estimates assume the individual is standing still but has a consistent air movement of approximately  $1.0 \text{ ms}^{-1}$ .

Figure 12. Modeled rise in core temperature ( $T_c$ ) at work intensities representative of standing in temperate conditions ( $24^\circ\text{C}$ ,  $50\% \text{ RH}$ ) without active cooling

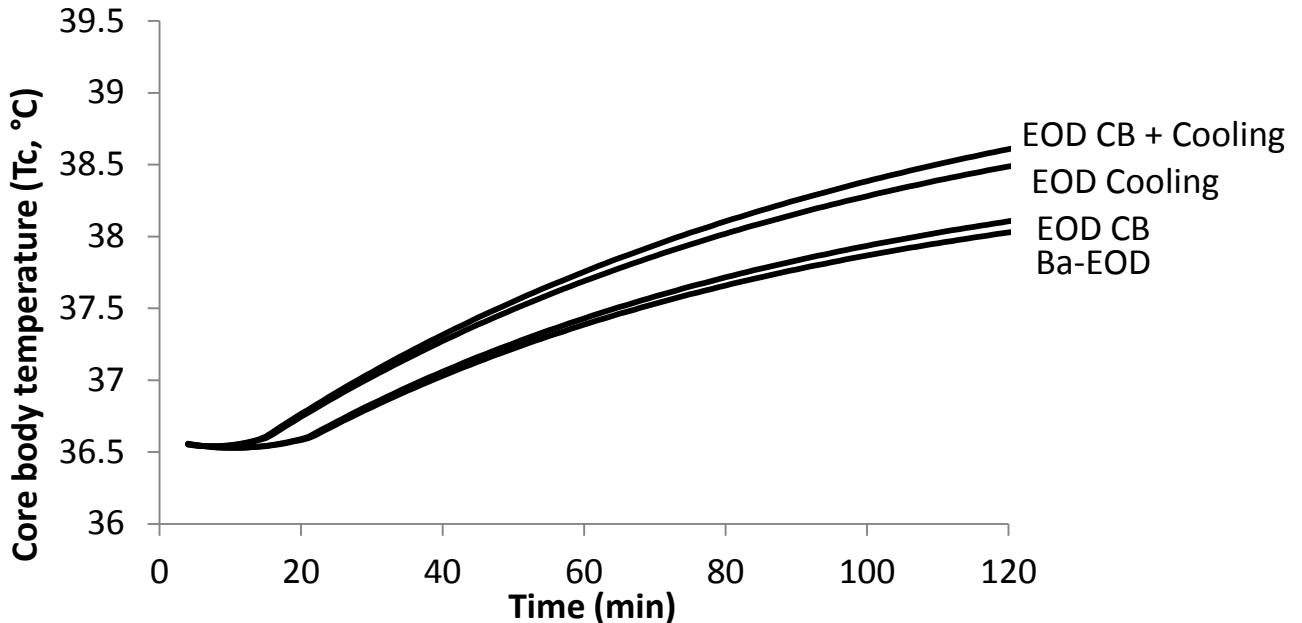


Figure 13. Modeled rise in core temperature ( $T_c$ ) at work intensities representative of standing in hot/dry conditions (48°C, 20% RH) without active cooling

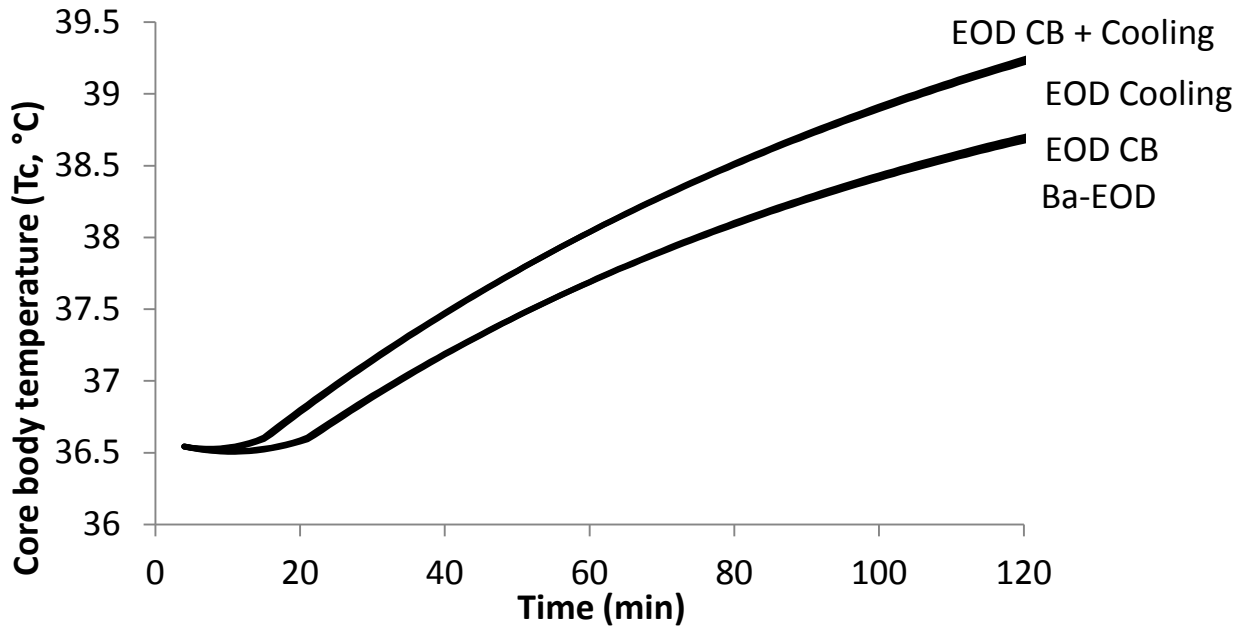
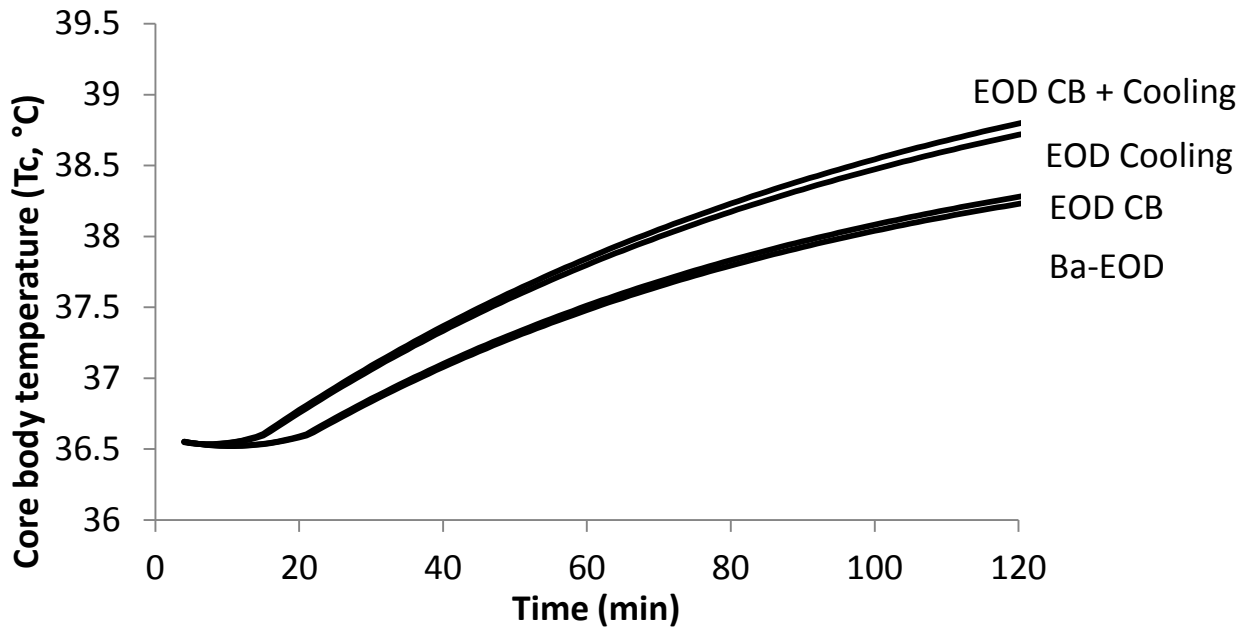


Figure 14. Modeled rise in core temperature ( $T_c$ ) at work intensities representative of standing in hot/humid conditions (32°C, 60% RH) without active cooling



## DISCUSSION

This report provides a biophysical assessment of four configurations of EOD suits with and without full face helmets. This work also provides modeling estimates of thermal endurance times that compare closely with human data previously published [2]. This report describes a scientifically valid method of making quantitative comparisons between different protective clothing configurations prior to conducting additional human subject research.

As observed by Stewart et al [2] there are a number physiological factors (e.g., heart rate,  $T_{c}$ , nausea, fatigue) that limit tolerance times of individuals operating in these encapsulating and heavy suits. Along with these physiological limiting factors, there are a number of constraints that restrict or complicate operations longer than 60 minutes. For example, available air from SCBA units, or operational limits of personal cooling units. For these reasons, our modeling analyses were limited to 60 minutes. Similarly, while modeling of standing endurance was provided in this report based on increased metabolic demands of additional mass, it is not likely practical for individuals to stand for extended periods of time due to this added strain.

While measures of the effective heat removal or cooling capacity of the active cooling system could not be obtained on the manikin, reasonable estimates can be used to determine increased endurance levels. It has been reported that the system used can provide upwards of 250-270 W of cooling for approximately 45 minutes [16]. Typical cooling vests have shown much lower levels than this (~65 – 120 W) [12, 17]; however, as the BCS4 cooling system coverages nearly the entire body surface area (head, torso, legs, arms) this claim is reasonable. Estimated improvements to thermal endurance time has been modeled for moving at  $1.1 \text{ ms}^{-1}$  for the EOD Cooling and EOD CB + Cooling configurations with 150 and 250 W of active cooling (Figures 15-17).

Figure 15. Modeled rise in core temperature wearing two configurations of EOD suits at locomotion at speeds of  $1.1 \text{ ms}^{-1}$  without active cooling and with active cooling of 150 and 250 W in temperate conditions ( $24^\circ\text{C}$ , 50% RH)

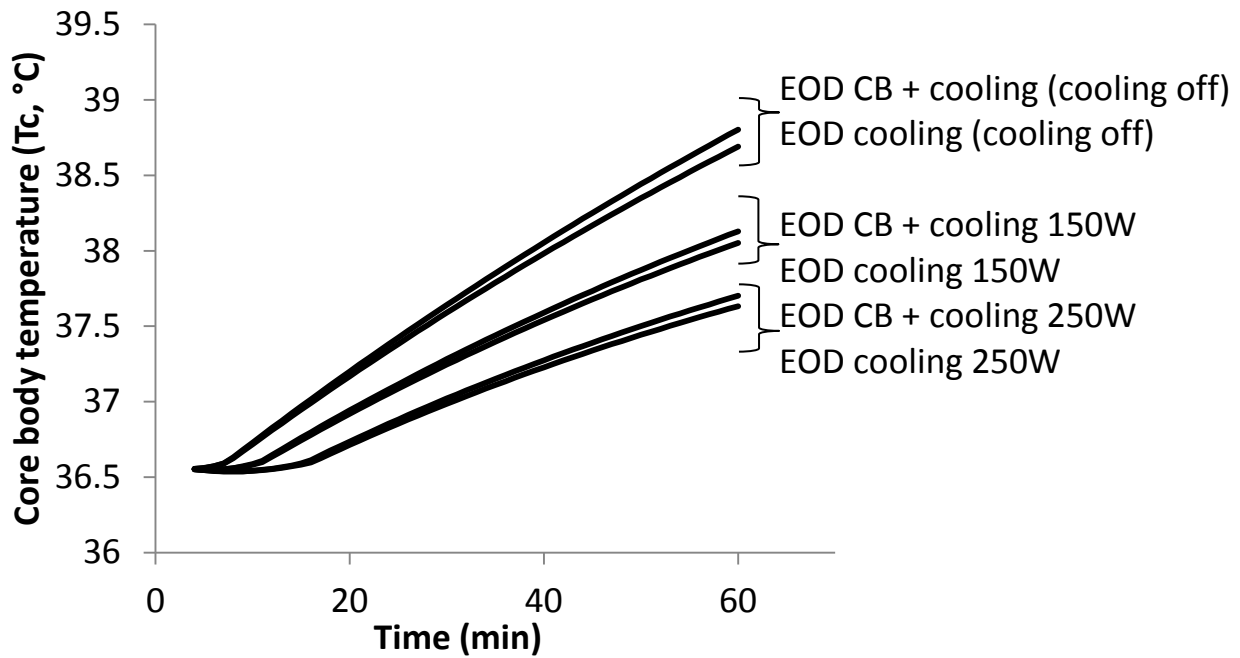


Figure 16. Modeled rise in core temperature wearing two configurations of EOD suits at locomotion at speeds of  $1.1 \text{ ms}^{-1}$  without active cooling and with active cooling of 150 and 250 W in hot/dry conditions ( $48^\circ\text{C}$ , 20% RH)

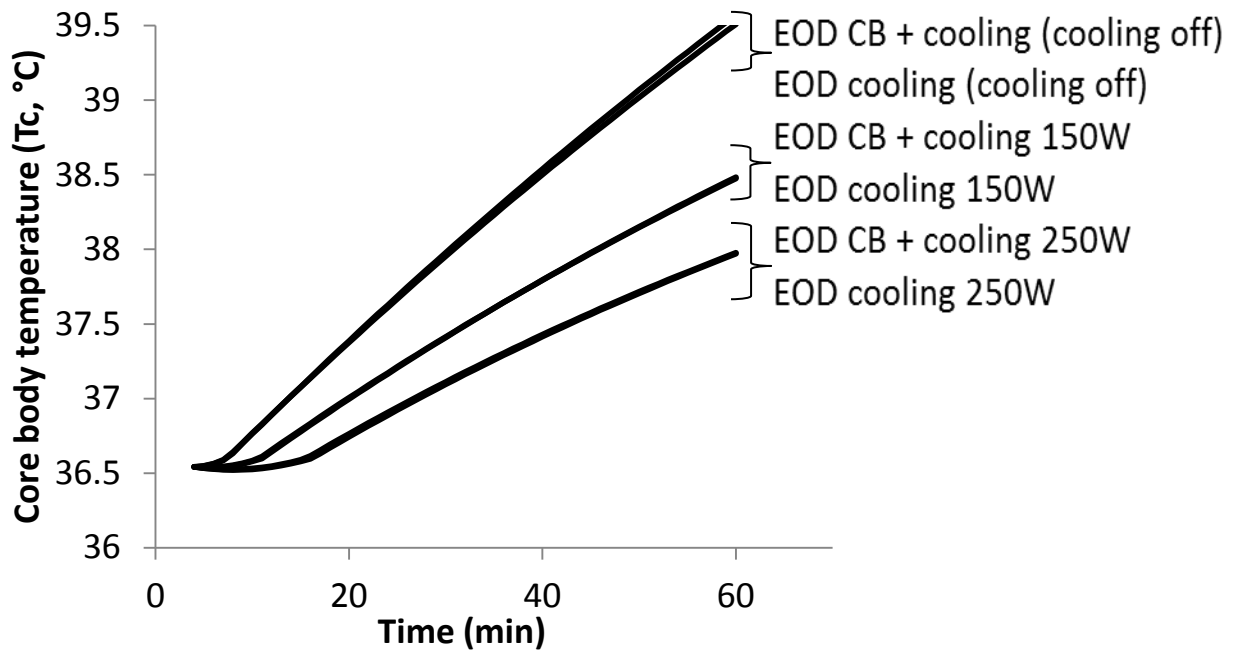
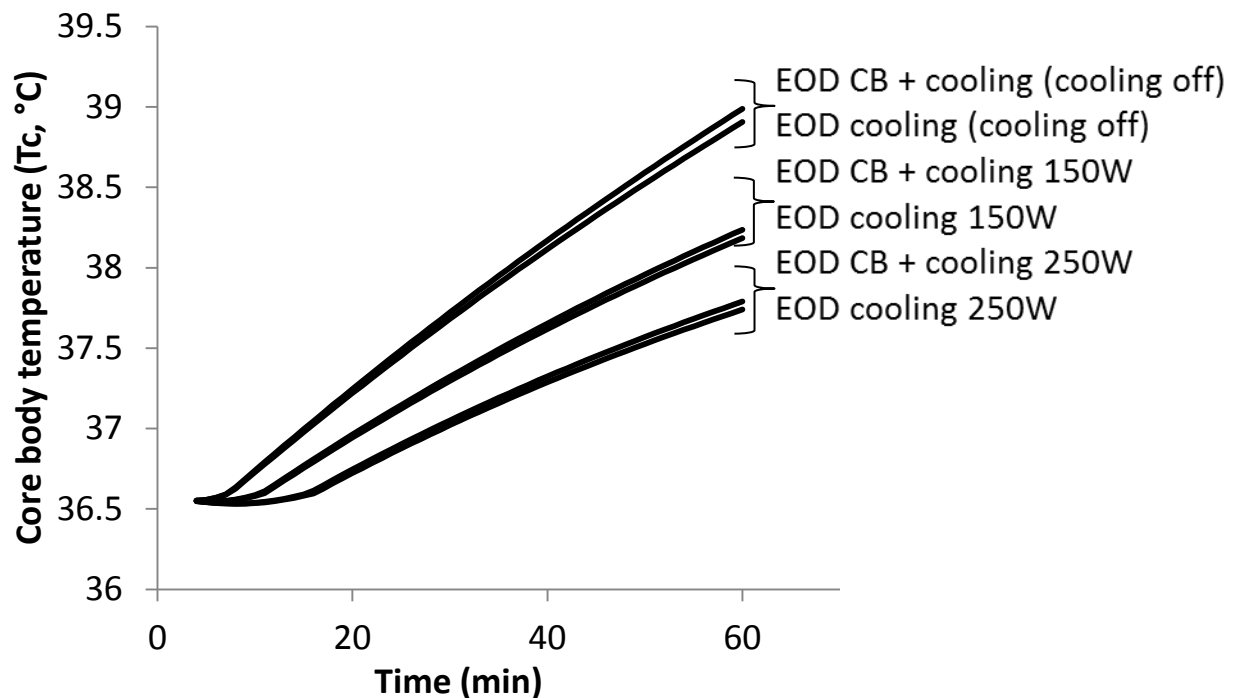


Figure 17. Modeled rise in core temperature wearing two configurations of EOD suits at locomotion at speeds of  $1.1 \text{ ms}^{-1}$  without active cooling and with active cooling of 150 and 250 W in hot/humid conditions ( $32^\circ\text{C}$ , 60% RH)



## CONCLUSIONS

This work provides a quantitative assessment of the biophysical properties and predicted maximal work times for these different EOD configurations while operating in different environments while standing or walking at three different velocities.

The biophysical characteristics and predictive modeling results show a significant difference between each EOD configuration and their associated thermophysiological responses to environments and activities. This analysis provides mission planners and EOD technicians quantifiable insights into how to optimize configurations based on environments and expected activities.



## REFERENCES

1. Stewart IB, Townshend A, Rojek R, & Costello J. Bomb disposal in the tropics: a cocktail of metabolic and environmental heat. *Journal of Ergonomics*, 2(001), 2013.
2. Stewart IB, Stewart KL, Worringham CJ, & Costello JT. Physiological tolerance times while wearing explosive ordnance disposal protective clothing in simulated environmental extremes. *PloS one*, 9(2), e83740, 2014.
3. Stewart IB, Rojek AM, & Hunt AP. Heat strain during explosive ordnance disposal. *Military Medicine*, 176(8), 959-963, 2011.
4. Thake CD, Zurawlew MJ, Price MJ, & Oldroyd M. A thermal physiological comparison between two explosives ordnance disposal (EOD) suits during work related activities in moderate and hot conditions. In: *Proceedings of the 13th International Environmental Ergonomics Conference (ICEE 2009), Boston, USA*, 516-520, 2009.
5. Thake CD, Zurawlew MJ, Price MJ, & Oldroyd M. The effect of heat acclimation on thermal strain during explosives ordnance disposal (EOD) related activity in moderate and hot conditions. In *Proceedings of the 13th International Environmental Ergonomics Conference (ICEE 2009), Boston, USA*, 113-117, 2009.
6. Costello JT, Stewart KL, & Stewart IB. The Effects of Metabolic Work Rate and Ambient Environment on Physiological Tolerance Times While Wearing Explosive and Chemical Personal Protective Equipment. *BioMed Research International*, 2014.
7. Goldman RF. Introduction to heat-related problems in military operations. In: *Medical Aspects of Harsh Environments*, Vol. 1, Pandolf K.B., Burr R.E., Wenger C.B., Pozos, R.S., (Eds.), pp. 3-49. In: *Textbook of Military Medicine*, Zajtchuk R, & Bellamy RF (Eds.), Department of the Army, Office of the Surgeon General, and Borden Institute, Washington, D.C., 2001.
8. ASTM International. F1291-10 Standard test method for measuring the thermal insulation of clothing using a heated manikin, 2010.  
<http://www.astm.org/Standards/F1291.htm>
9. ASTM International. F2370-10 Standard test method for measuring the evaporative resistance of clothing using a sweating manikin, 2010.  
<http://www.astm.org/Standards/F2370.htm>
10. Potter AW, Gonzalez JA, Karis AJ, Rioux TP, Blanchard LA, & Xu X. Impact of estimating thermal manikin derived wind velocity coefficients on physiological modeling. U.S. Army Research Institute of Environmental Medicine, Natick, MA 01760 USA, Technical Report, T14-7, 2014, ADA#607972 accessible at:  
[www.dtic.mil/dtic/tr/fulltext/u2/a607972.pdf](http://www.dtic.mil/dtic/tr/fulltext/u2/a607972.pdf)
11. ASTM International. F2371-10e1 Standard test method for measuring the heat removal rate of personal cooling systems using a sweating heated manikin, 2010.  
<http://www.astm.org/Standards/F2371.htm>

12. Xu X, Endrusick T, Laprise B, Santee W, & Kolka M. Efficiency of liquid cooling garments: prediction and manikin measurement. *Aviation, Space, and Environmental Medicine*, 77(6), 644-648, 2006.
13. Blanchard LA, & Santee WR. Comparison of USARIEM heat strain decision aid to mobile decision aid and standard Army guidelines for warm weather training. U.S. Army Research Institute of Environmental Medicine, Natick, MA 01760 USA, Technical Report, T08-7, 2008, ADA#483728 accessible at: [www.dtic.mil/dtic/tr/fulltext/u2/a483728.pdf](http://www.dtic.mil/dtic/tr/fulltext/u2/a483728.pdf)
14. Potter AW, Karis AJ, & Gonzalez JA. Biophysical characterization and predicted human thermal responses to US Army body armor protection levels (BAPL). U.S. Army Research Institute of Environmental Medicine, Natick, MA 01760 USA, Technical Report, T13-5, 2013, ADA#585406, accessible at: [www.dtic.mil/dtic/tr/fulltext/u2/a585406.pdf](http://www.dtic.mil/dtic/tr/fulltext/u2/a585406.pdf)
15. Pandolf KB, Givoni B, & Goldman RF. Predicting energy expenditure with loads while standing or walking very slowly. *Journal of Applied Physiology*, 43(4): 577-581, 1977.
16. Accueil Universal Safetrade. CS4-EOD cooling suit. Accessed April 15, 2015, from [www.universalsafetrade.com/en/fiche/CS4\\_EOD\\_COOLING.pdf](http://www.universalsafetrade.com/en/fiche/CS4_EOD_COOLING.pdf)
17. McCullough, E. A., & Eckels, S. Evaluation of personal cooling systems for soldiers. In *Proceedings 13th International Conference on Environmental Ergonomics*, 200-204, 2009.

## APPENDIX A.

### Detailed Equipment listing

Item	Size	NSN
Suit EOD 9 Enhanced Mobility Olive Drab Medium - CF Consisting of:	M	8470-20-A0F-4888
EOD 9 Jacket	M	
EOD 9 Trousers	M	
EOD 9 Integrated Groin Protector	M	
EOD 9 Boot Protector	M	
Hand Protectors with Gloves Green - CF	10	8415-20-A0F-4889
EOD Jacket LG Olive Drab (if Medium jacket too small)	L	8415-20-A0F4885
EOD 9A Helmet Olive Drab (short chin cup)	N/A	8470-20-A0F4630
EOD 9BA Visor Kit (chin strap - CBRN)	N/A	8470-20-A0F4631
BCS4 Cooling Unit 100V	N/A	8415-20-A0F4894
Suit 3 pc Kermal MD - CF (Cooling Suit)	M	8415-20-A0F-4643
CDN ARMY Undergarment (Top)	M	
CDN ARMY Undergarment (Bottom)	M	
CDN ARMY Socks	M	
CDN ARMY Boots	M	
CPU Gloves MD - CF	M	8415-20-A0F-4897
CPU Socks LG - CF	L	8415-20-A0F4901
CPU Hood Modified (ISI) - CF	N/A	8415-20-A0F-4903
CPU Shirt MD - CF	M	8415-20-A0F-4905
CPU Trousers MD - CF	M	8415-20-A0F-4908
CBRN Overgloves	L	8415-21-921-2170
CBRN Overboots	10-11	8430-99-869-0397
CBRN Glove Inserts		8415-21-921-2546
Mask, CBRN, Double Curve Medium Viking ST with Vinyl Stowage Bag	M	4240-20-0073492
SCBA, CBRN, HP 60 Min Carbon DB, ZST, Case, VAS CON - CF Harness and Tank	N/A	4240-20-A0F4879
Cylinder, Air Carbon HP 60 Minute - CF	N/A	8120-20-007-3487