




## Selected Acquisition Report (SAR)

RCS: DD-A&T(Q&A)823-531



### **Patriot/Medium Extended Air Defense System Combined Aggregate Program (Patriot/MEADS CAP)**

As of FY 2015 President's Budget

Defense Acquisition Management  
Information Retrieval  
(DAMIR)

# Report Documentation Page

*Form Approved*  
*OMB No. 0704-0188*

Public reporting burden for the collection of information is estimated to average 1 hour per response, including the time for reviewing instructions, searching existing data sources, gathering and maintaining the data needed, and completing and reviewing the collection of information. Send comments regarding this burden estimate or any other aspect of this collection of information, including suggestions for reducing this burden, to Washington Headquarters Services, Directorate for Information Operations and Reports, 1215 Jefferson Davis Highway, Suite 1204, Arlington VA 22202-4302. Respondents should be aware that notwithstanding any other provision of law, no person shall be subject to a penalty for failing to comply with a collection of information if it does not display a currently valid OMB control number.

1. REPORT DATE <b>DEC 2013</b>		2. REPORT TYPE		3. DATES COVERED <b>00-00-2013 to 00-00-2013</b>	
4. TITLE AND SUBTITLE <b>Patriot/Medium Extended Air Defense System Combined Aggregate Program (Patriot/MEADS CAP)</b>				5a. CONTRACT NUMBER	
				5b. GRANT NUMBER	
				5c. PROGRAM ELEMENT NUMBER	
6. AUTHOR(S)				5d. PROJECT NUMBER	
				5e. TASK NUMBER	
				5f. WORK UNIT NUMBER	
7. PERFORMING ORGANIZATION NAME(S) AND ADDRESS(ES) <b>Lower Tier Project Office,,Building 5250, Martin Road,,Redstone Arsenal,,AL,35898</b>				8. PERFORMING ORGANIZATION REPORT NUMBER	
9. SPONSORING/MONITORING AGENCY NAME(S) AND ADDRESS(ES)				10. SPONSOR/MONITOR'S ACRONYM(S)	
				11. SPONSOR/MONITOR'S REPORT NUMBER(S)	
12. DISTRIBUTION/AVAILABILITY STATEMENT <b>Approved for public release; distribution unlimited</b>					
13. SUPPLEMENTARY NOTES <b>Selected Acquisition Report-SAR</b>					
14. ABSTRACT					
15. SUBJECT TERMS					
16. SECURITY CLASSIFICATION OF:			17. LIMITATION OF ABSTRACT	18. NUMBER OF PAGES	19a. NAME OF RESPONSIBLE PERSON
a. REPORT <b>unclassified</b>	b. ABSTRACT <b>unclassified</b>	c. THIS PAGE <b>unclassified</b>			

## Table of Contents

Common Acronyms and Abbreviations .....	3
Program Information .....	4
Responsible Office .....	4
References .....	4
Mission and Description .....	5
Executive Summary .....	6
Threshold Breaches .....	8
Schedule .....	9
Performance .....	12
Track to Budget .....	16
Cost and Funding .....	18
Low Rate Initial Production .....	30
Foreign Military Sales .....	31
Nuclear Costs .....	31
Unit Cost .....	32
Cost Variance .....	38
Contracts .....	44
Deliveries and Expenditures .....	48
Operating and Support Cost .....	49

## Common Acronyms and Abbreviations

Acq O&M - Acquisition-Related Operations and Maintenance  
APB - Acquisition Program Baseline  
APPN - Appropriation  
APUC - Average Procurement Unit Cost  
BA - Budget Authority/Budget Activity  
BY - Base Year  
DAMIR - Defense Acquisition Management Information Retrieval  
Dev Est - Development Estimate  
DoD - Department of Defense  
DSN - Defense Switched Network  
Econ - Economic  
Eng - Engineering  
Est - Estimating  
FMS - Foreign Military Sales  
FY - Fiscal Year  
IOC - Initial Operational Capability  
\$K - Thousands of Dollars  
LRIP - Low Rate Initial Production  
\$M - Millions of Dollars  
MILCON - Military Construction  
N/A - Not Applicable  
O&S - Operating and Support  
Oth - Other  
PAUC - Program Acquisition Unit Cost  
PB - President's Budget  
PE - Program Element  
Proc - Procurement  
Prod Est - Production Estimate  
QR - Quantity Related  
Qty - Quantity  
RDT&E - Research, Development, Test, and Evaluation  
SAR - Selected Acquisition Report  
Sch - Schedule  
Spt - Support  
TBD - To Be Determined  
TY - Then Year  
UCR - Unit Cost Reporting

## Program Information

### Program Name

Patriot/Medium Extended Air Defense System Combined Aggregate Program (Patriot/MEADS CAP)

### DoD Component

Army

## Responsible Office

### Responsible Office

COL John Eggert Project Manager Lower Tier Project Office Building 5250, Martin Road Redstone Arsenal, AL 35898-8000 <a href="mailto:john.m.eggert2.mil@mail.mil">john.m.eggert2.mil@mail.mil</a>	<b>Phone</b> 256-955-3240 <b>Fax</b> 256-955-3108 <b>DSN Phone</b> 645-3240 <b>DSN Fax</b> 645-4656
	<b>Date Assigned</b> July 24, 2013

## References

### Fire Unit

#### SAR Baseline (Development Estimate)

Defense Acquisition Executive (DAE) Approved Acquisition Program Baseline (APB) dated August 6, 2004

#### Approved APB

Defense Acquisition Executive (DAE) Approved Acquisition Program Baseline (APB) dated August 6, 2004

### Missile

#### SAR Baseline (Development Estimate)

Defense Acquisition Executive (DAE) Approved Acquisition Program Baseline (APB) dated August 6, 2004

#### Approved APB

Defense Acquisition Executive (DAE) Approved Acquisition Program Baseline (APB) dated August 6, 2004

## Mission and Description

The Patriot/Medium Extended Air Defense System Combined Aggregate Program (Patriot/MEADS CAP) represents the process through which the Patriot system transitions to MEADS. The MEADS program is a Tri-National co-development program among the United States, Germany, and Italy to replace the U.S. Patriot air defense systems, Patriot and Hawk systems in Germany, and the Nike system in Italy. The MEADS mission will provide Joint and Coalition forces with critical asset and defended area protection against multiple and simultaneous attacks by low-to-medium altitude Air and Missile Defense (AMD) with the capability to counter, defeat, or destroy Tactical Ballistic Missiles, Air-Breathing Threats to include cruise missiles, unmanned aerial vehicles, tactical air-to-surface missiles, and anti-radiation missiles. The Patriot system provides a combat demonstrated capability against these threats. MEADS will employ a netted distributed architecture with modular components to increase survivability and flexibility of employment in a number of operational configurations. The Patriot Advanced Capability-3 (PAC-3) Missile Segment Enhancement (MSE) missile, as evolved from the current PAC-3 missile's Cost Reduction Initiative (CRI) design, provides a more agile, lethal interceptor missile resulting in substantial missile performance improvement while enhancing Insensitive Munitions (IM) compliance.

MEADS will provide significant improvements in strategic deployability, transportability, mobility, and maneuverability. Its substantially reduced lift requirements enable MEADS to be deployed rapidly with essential combat loads via inter/intra-theater land, sea, and airlift anywhere in the world. MEADS will provide air and missile defense of vital unit of employment and unit of action assets associated with Army maneuver forces. MEADS will provide combatant commanders with an AMD system that is fully transportable by C-130 and C-17 aircraft for deployment during early entry operations. Furthermore, MEADS represents decreased size/weight over the current Patriot system and, with the ability to conduct rapid march order and system emplacement, will enhance maneuverability thereby providing better AMD protection to maneuvering forces. The Army's initial program plan was to ultimately field 16 MEADS Battalions by FY 2030 leading to complete replacement of the U.S. Patriot forces.

The objective MEADS battery, which will be scalable and tailorable to operational requirements, will consist of: the Integrated AMD Battle Command System Tactical Operations Center, enabling distributed system operations and beyond-line-of-sight engagements for maximum protection of supported forces by engaging at longer ranges; a near-vertical launcher capable of transporting and launching up to eight missiles; a Launcher Reloader; the PAC-3 MSE missile; ultra high frequency Surveillance Radar capability that provides 360-degree coverage and near-range detection of targets having low radar cross-section signatures; and two X-band Multi-Function Fire Control Radars that provide 360-degree coverage and are designed for high-precision handover to the in-flight missile, discrimination capabilities, and short-range target detection and horizon search.

The PAC-3 MSE missile was accepted as the baseline missile for MEADS and is being developed by the U.S. to meet that operational requirement. The PAC-3 MSE improves upon the current PAC-3 CRI missile capability with a higher performance solid rocket motor, modified lethality enhancer, more responsive control surfaces, upgraded guidance software, and IM improvements.

## Executive Summary

### A. Fire Unit Subprogram:

In February 2011, the DoD decided to continue the MEADS Design and Development (D&D) phase by providing funding up to the agreed Memorandum of Understanding (MoU) cost ceiling of \$4B in equivalent U.S. dollars (2004). The U.S. proposed focusing the remaining activities on implementing a "Demonstration of Capabilities" (DoC) effort through 2013 with the remaining MoU funds to provide a meaningful capability for Germany and Italy and a possible future option for the U.S.

The U.S. will continue security oversight for Government Furnished Equipment items until the end of MEADS D&D, such as the U.S.-developed and technology-restricted Exciter and Exportable Missile Model, sensitive U.S. communications and cryptographic equipment, and the Patriot Advanced Capability-3 (PAC-3) Missile Segment Enhancement (MSE) missile. The U.S. developed MEADS technologies will transition to valid FMS cases once those become effective.

With the ramp-down and closeout of direct U.S. support as part of MEADS D&D, Germany has submitted three preliminary FMS requests for support of its future European Follow-on Program, to include the Exciter support case, a PAC-3 MSE flight test support case, and a request for support for MEADS simulation tools, Exportable Missile Model, and cryptographic equipment. These requests are being reviewed by the U.S. Government. The U.S. has also received informally a draft letter of FMS request from Italy which is review awaiting formal submission.

The FY 2014 PB included funds for the final year of the MEADS DoC. Completion of the DoC will bring the MEADS development program to a close under Contract Amendment #28 and will also start activities that support the European Follow-on-Program. Under the DoC, the program will continue verification and testing of the MEADS 360-degree Multi-Function Fire Control Radar and will leverage the ability of the PAC-3 MSE missile to intercept targets from the lightweight, near-vertical MEADS launcher. Data archival efforts will also be completed for all major MEADS elements, to include design documentation, drawings, and specifications with delivery of final archived data scheduled for the 2nd Quarter FY 2015. Planning for the transition of MEADS to an FMS-supported approach will continue in parallel with the DoC execution.

The MEADS system participated in a successful Joint Planning Optic Windmill (JPOW) exercise from May 21 to June 5, 2013. The MEADS system successfully conducted three interoperability experiments, achieving a majority of test objectives and demonstrating capabilities to the North Atlantic Treaty Organization AMD community. The JPOW exercise was the first MEADS event where trained German soldiers operated the system. MEADS was determined to be reliable and the MEADS Link 16 status was rated 'Green'.

The MEADS system successfully executed a dual target intercept mission on November 6, 2013, at White Sands Missile Range (WSMR), New Mexico. The MEADS system concurrently engaged and intercepted the QF-4 and Lance Tactical Ballistic Missile (TBM) targets using three PAC-3 MSE interceptors. All elements of the MEADS system worked as planned and the program achieved all primary objectives.

This is the final SAR submission for the Fire Unit subprogram, because this subprogram is 90% or more expended.

### B. Missile Subprogram:

On June 6, 2013, the U.S. Army Lower Tier Project Office successfully conducted the PAC-3 MSE 7-5 Missile Flight Test at WSMR, intercepting a TBM target and an Air Breathing Target with PAC-3 MSE missiles. Patriot ground support equipment (with Post Deployment Build-7 software and Modern Man Stations), operated by soldiers from

the 2/43 Air Defense Battalion, ripple-fired two production representative PAC-3 MSE missiles to intercept a threat representative TBM target in the MSE extended battlespace. This was the second flight test with the Zombie target, designed to substantially reduce the cost of TBM threat representative targets. This test also demonstrated the capability of the Patriot system to detect, track, and kill a low altitude cruise missile surrogate target with a PAC-3 MSE missile. Test data indicates that the flight test mission objectives were successfully achieved. This was the final missile flight test required to support the PAC-3 MSE production decision. The FY 2015 PB includes a program increase of \$150M in FY 2014 for procurement of additional MSE missiles to support combatant commanders.

With the termination of the Fire Unit Subprogram in this SAR, the Missile Subprogram will be established as a separate PAC-3 MSE program. On March 27, 2014, the Defense Acquisition Executive signed an Acquisition Decision Memorandum authorizing the PAC-3 MSE program to enter the Production and Deployment phase and to proceed with LRIP. The production APB for PAC-3 MSE will be completed later this year, at which time the program will begin reporting separately from the Patriot/MEADS CAP. The cost estimates for the Missile Subprogram in this report are based on the original program of record.

There are no significant software-related issues with this program at this time.



### Threshold Breaches

#### Fire Unit

APB Breaches		
--------------	--	--

<b>Schedule</b>		<input type="checkbox"/>
<b>Performance</b>		<input type="checkbox"/>
<b>Cost</b>	RDT&E	<input type="checkbox"/>
	Procurement	<input type="checkbox"/>
	MILCON	<input type="checkbox"/>
	Acq O&M	<input type="checkbox"/>
<b>O&amp;S Cost</b>		<input type="checkbox"/>
<b>Unit Cost</b>	PAUC	<input type="checkbox"/>
	APUC	<input type="checkbox"/>

Nunn-McCurdy Breaches		
-----------------------	--	--

<b>Current UCR Baseline</b>		
	PAUC	None
	APUC	None
<b>Original UCR Baseline</b>		
	PAUC	None
	APUC	None

#### Missile

APB Breaches		
--------------	--	--

<b>Schedule</b>		<input checked="" type="checkbox"/>
<b>Performance</b>		<input type="checkbox"/>
<b>Cost</b>	RDT&E	<input checked="" type="checkbox"/>
	Procurement	<input type="checkbox"/>
	MILCON	<input type="checkbox"/>
	Acq O&M	<input type="checkbox"/>
<b>O&amp;S Cost</b>		<input type="checkbox"/>
<b>Unit Cost</b>	PAUC	<input type="checkbox"/>
	APUC	<input type="checkbox"/>

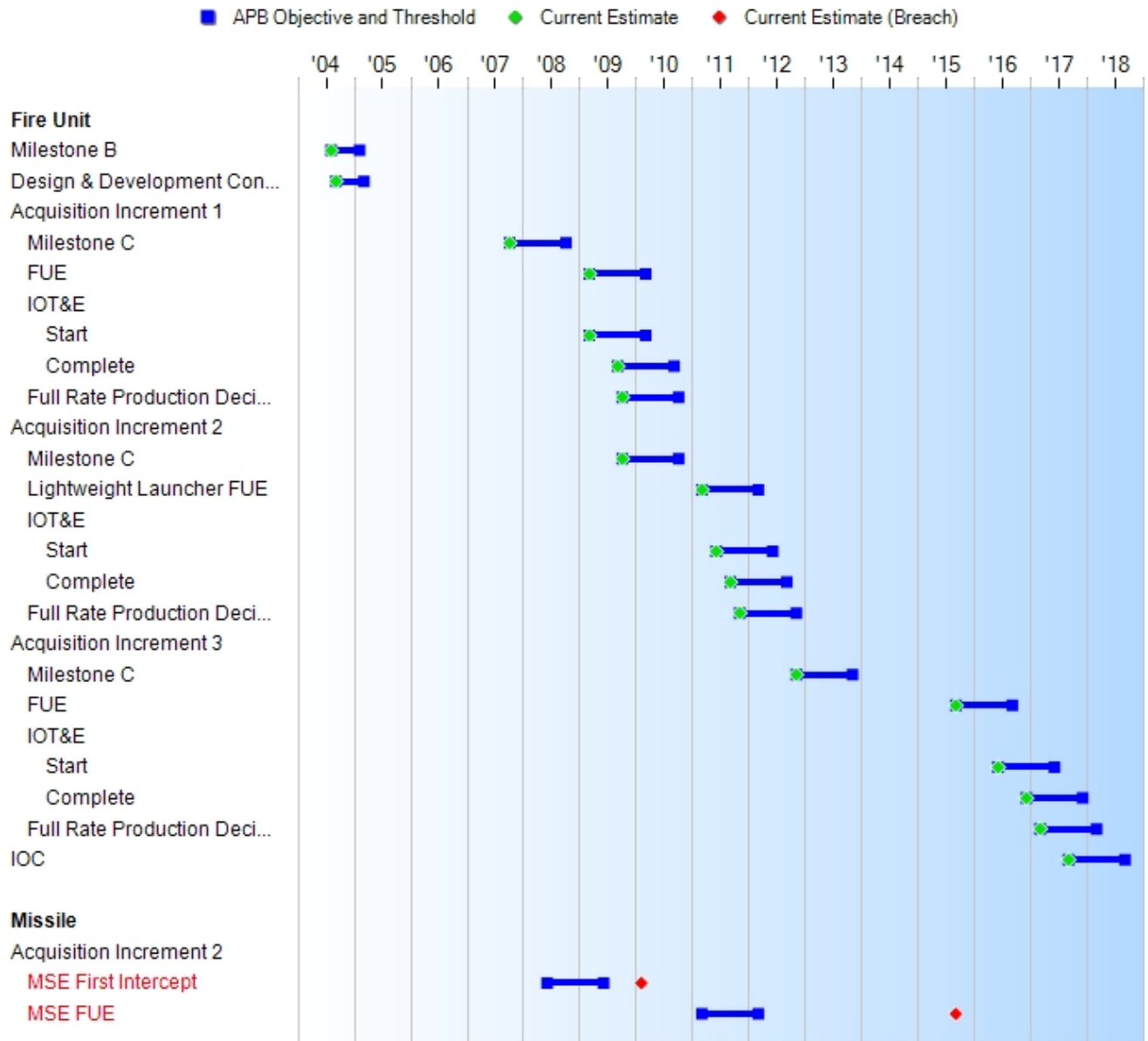
#### Explanation of Breach

The cost and schedule breaches for the Missile Subprogram were previously reported in the December 2009 SAR.

Nunn-McCurdy Breaches		
-----------------------	--	--

<b>Current UCR Baseline</b>		
	PAUC	None
	APUC	None
<b>Original UCR Baseline</b>		
	PAUC	None
	APUC	None

# Schedule



<b>Fire Unit</b>				
<b>Milestones</b>	<b>SAR Baseline Dev Est</b>	<b>Current APB Development Objective/Threshold</b>		<b>Current Estimate</b>
Milestone B	AUG 2004	AUG 2004	FEB 2005	AUG 2004
Design & Development Contract Award	SEP 2004	SEP 2004	MAR 2005	SEP 2004
Acquisition Increment 1				
Milestone C	OCT 2007	OCT 2007	OCT 2008	OCT 2007
FUE	MAR 2009	MAR 2009	MAR 2010	MAR 2009
IOT&E				
Start	MAR 2009	MAR 2009	MAR 2010	MAR 2009
Complete	SEP 2009	SEP 2009	SEP 2010	SEP 2009
Full Rate Production Decision	OCT 2009	OCT 2009	OCT 2010	OCT 2009
Acquisition Increment 2				
Milestone C	OCT 2009	OCT 2009	OCT 2010	OCT 2009
Lightweight Launcher FUE	MAR 2011	MAR 2011	MAR 2012	MAR 2011
IOT&E				
Start	JUN 2011	JUN 2011	JUN 2012	JUN 2011
Complete	SEP 2011	SEP 2011	SEP 2012	SEP 2011
Full Rate Production Decision	NOV 2011	NOV 2011	NOV 2012	NOV 2011
Acquisition Increment 3				
Milestone C	NOV 2012	NOV 2012	NOV 2013	NOV 2012
FUE	SEP 2015	SEP 2015	SEP 2016	SEP 2015
IOT&E				
Start	JUN 2016	JUN 2016	JUN 2017	JUN 2016
Complete	DEC 2016	DEC 2016	DEC 2017	DEC 2016
Full Rate Production Decision	MAR 2017	MAR 2017	MAR 2018	MAR 2017
IOC	SEP 2017	SEP 2017	SEP 2018	SEP 2017

### Change Explanations

None

### Memo

Based on the February 11, 2011, U.S. DoD decision to place a ceiling on MEADS spending at \$4B and continue with a modified Design and Development phase in a "Demonstration of Capabilities" effort funded through 2013, the Fire Unit schedule milestones are maintained at the objective dates. FY 2013 was the final year of funding for the Fire Unit Subprogram.

The Defense Acquisition Board approved the Acquisition Strategy for the Patriot/MEADS CAP on August 6, 2004, as follows: Acquisition Increment 1 as the initial MEADS Battle Management Command, Control, Communications, Computers and Intelligence capability fielded to Patriot Battalions; Acquisition Increment 2 fields the MEADS Lightweight Launcher capability and the Missile Segment Enhancement capability to current Patriot Battalions; and Acquisition Increment 3 fields the MEADS Surveillance Radars and Multi-Function Fire Control Radars, which provide the MEADS objective capability.

### Acronyms and Abbreviations

FUE - First Unit Equipped  
 IOT&E - Initial Operational Test and Evaluation

Missile				
Milestones	SAR Baseline Dev Est	Current APB Development Objective/Threshold		Current Estimate
Acquisition Increment 2				
MSE First Intercept	JUN 2008	JUN 2008	JUN 2009	<b>FEB 2010</b> <sup>1</sup>
MSE FUE	MAR 2011	MAR 2011	MAR 2012	<b>SEP 2015</b> <sup>1</sup>

<sup>1</sup>APB Breach

### Change Explanations

None

### Memo

The December 2009 SAR reported breaches to the schedule milestones for the MSE First Intercept and the MSE FUE. The MSE First Intercept and the MSE FUE current estimate breaches were due to the unsuccessful MSE Guided Test Flight - 1 that occurred on March 25, 2009. A successful re-test of the first intercept mission was conducted on February 17, 2010, validating intercept objectives. Additional intercept missions were successfully conducted in March 2011, December 2012, and June 2013.

### Acronyms and Abbreviations

FUE - First Unit Equipped  
 MSE - Missile Segment Enhancement

## Performance

Fire Unit					
Characteristics	SAR Baseline Dev Est	Current APB Development Objective/Threshold		Demonstrated Performance	Current Estimate
Identification - ABT Targets	Fire unit will automatically declare ABT targets as friend, foe, or unknown using all available sources of information	Fire unit will automatically declare ABT targets as friend, foe, or unknown using all available sources of information	Fire unit will automatically declare ABT targets as friend, foe, or unknown using all available sources of information	TBD	Fire unit will automatically declare ABT targets as friend, foe, or unknown using all available sources of information
Transportability/Mobility					
Drive-on, Drive-off	Drive-on Drive-off loading and unloading : C-5, C-17	Drive-on Drive-off loading and unloading: C-5, C-17	Drive-on Drive-off loading and unloading: C-5, C-17	TBD	Drive-on Drive-off loading and unloading: C-5, C-17
Roll-on, Roll-off	Roll-on Roll-off loading and unloading in a transport configuration on A400M, C-130	Roll-on Roll-off loading and unloading in a transport configuration on A400M, C-130	Roll-on Roll-off loading and unloading in a transport configuration on A400M, C-130	TBD	Roll-on Roll-off loading and unloading in a transport configuration on A400M, C-130
Corps Maneuver and Support Elements	Provide continuous air defense coverage of corps maneuver and support elements as they advance up to 400 km per day at a rate of 50 kmph off-road/90 kmph on-road	Provide continuous air defense coverage of corps maneuver and support elements as they advance up to 400 km per day at a rate of 50 kmph off-road/90 kmph on-road	Provide continuous air defense coverage of corps maneuver and support elements as they advance up to 250km per day at a rate of 25 kmph	TBD	Provide continuous air defense coverage of corps maneuver and support elements as they advance up to 400 km per day at a rate of 50 kmph off-road/90 kmph on-road
External	By CH-47	By CH-47	By CH-47	TBD	By CH-47

Transportability	and CH-53 class cargo helicopters up to an ambient temp of 70 deg F, 2000 ft alt MSL, over a 30 nm distance; assembly and disassembly from a march order to a transport configuration with organic equipment in 15 min	and CH-53 class cargo helicopters up to an ambient temp of 70 deg F, 2000 ft alt MSL, over a 30 nm distance; assembly and disassembly from a march order to a transport configuration with organic equipment in 15 min	and CH-53 class cargo helicopters up to an ambient temp of 70 deg F, 2000 ft alt MSL, over a 30 nm distance; assembly and disassembly from a march order to a transport configuration with organic equipment in 30 min		and CH-53 class cargo helicopters up to an ambient temp of 70 deg F, 2000 ft alt MSL, over a 30 nm distance; assembly and disassembly from a march order to a transport configuration with organic equipment in 15 min
Interoperability	Will interoperate with existing and planned National (top-level)/Joint/Combined Air Defense BMC4I systems of the respective national forces in accordance with each nation's IERs	Will interoperate with existing and planned National (top-level)/Joint/Combined Air Defense BMC4I systems of the respective national forces in accordance with each nation's IERs	Will interoperate with existing and planned National (critical top-level)/Joint/Combined Air Defense BMC4I systems of the respective national forces in accordance with each nation's IERs	TBD	Will interoperate with existing and planned National (top-level)/Joint/Combined Air Defense BMC4I systems of the respective national forces in accordance with each nation's IERs
Flexibility					
MEADS in all configurations	Capable of netted distributed and site-centered operations	Capable of netted distributed and site-centered operations	Capable of netted distributed and site-centered operations	TBD	Capable of netted distributed and site-centered operations
MEADS Battalion	Will provide air and missile defense of	Will provide air and missile defense of	Will provide air and missile defense of	TBD	Will provide air and missile defense of

	selected critical assets and organizations located in an operationally equivalent area of 100km by 100km	selected critical assets and organizations located in an operationally equivalent area of 100km by 100km	selected critical assets and organizations located in an operationally equivalent area of 100km by 100km		selected critical assets and organizations located in an operationally equivalent area of 100km by 100km
Plug and Fight	Intra/intersystem plug-and-fight capable by implementing a MEADS network standard to be able to dynamically integrate MEADS and non-MEADS major end items (that comply with MEADS network standard)	Intra/inter-system plug-and-fight capable by implementing a MEADS network standard to be able to dynamically integrate MEADS and non-MEADS major end items (that comply with MEADS network standard)	Intra/inter-system plug-and-fight capable by implementing a MEADS network standard to be able to dynamically integrate MEADS and non-MEADS major end items (that comply with MEADS network standard)	TBD	Intra/inter-system plug-and-fight capable by implementing a MEADS network standard to be able to dynamically integrate MEADS and non-MEADS major end items (that comply with MEADS network standard)

Classified Performance information is provided in the classified annex to this submission.

**Requirements Source**

Capability Development Document (CDD) (MEADS Increment 1) dated June 14, 2004

**Change Explanations**

None

**Acronyms and Abbreviations**

ABT - Air Breathing Threat

alt - Altitude

BMC4I - Battle Management Command, Control, Communications, Computers, and Intelligence

deg - degrees

F - Fahrenheit

ft - feet

IER - Information Exchange Requirement

km - Kilometer

kmph - Kilometers per hour

min - minute

MSL - Mean Sea Level

nm - nautical mile

temp - temperature

**Missile****Memo**

Classified Performance information for the Missile Subprogram is captured in the classified annex for the Fire Unit Subprogram.



### Track to Budget

#### Fire Unit

#### RDT&E

Appn	BA	PE	
Army	2040	04	0603869A
	<b>Project</b>	<b>Name</b>	
	01B	Patriot/Medium Extended Air Defense System (MEADS) Combined Aggregate Program (CAP) (Sunk)	
Army	2040	05	0604869A
	<b>Project</b>	<b>Name</b>	
	M06	Patriot/MEADS Combined Aggregate Program (CAP) (Sunk)	

#### Procurement

Appn	BA	PE	
Army	2032	02	
	<b>Line Item</b>	<b>Name</b>	
	C53201	Patriot/MEADS GSE (Sunk)	

#### Missile

#### RDT&E

Appn	BA	PE	
Army	2040	04	0603869A
	<b>Project</b>	<b>Name</b>	
	01B	Patriot/Medium Extended Air Defense System (MEADS) Combined Aggregate Program (CAP) (Sunk)	
Army	2040	05	0604869A
	<b>Project</b>	<b>Name</b>	
	M06	Patriot/MEADS Combined Aggregate Program (CAP) (Sunk)	
Army	2040	05	0605456A
	<b>Project</b>	<b>Name</b>	
	PA3	Patriot PAC-3/Missile Segment Enhancement	(Shared) (Sunk)

**Procurement**

<b>Appn</b>	<b>BA</b>	<b>PE</b>	
Army	2032	02	0605456A

<b>Line Item</b>	<b>Name</b>
C53101	MSE Missile

## Cost and Funding

### Cost Summary - Total Program

#### Total Acquisition Cost and Quantity - Total Program

Appropriation	BY2004 \$M			BY2004 \$M	TY \$M		
	SAR Baseline Dev Est	Current APB Development Objective/Threshold		Current Estimate	SAR Baseline Dev Est	Current APB Development Objective	Current Estimate
RDT&E	4992.3	4992.3	--	3410.7	5737.0	5737.0	3897.7
Procurement	17759.1	17759.1	--	5908.6	24158.4	24158.4	8718.6
Flyaway	--	--	--	5397.5	--	--	7972.8
Recurring	--	--	--	5329.1	--	--	7889.6
Non Recurring	--	--	--	68.4	--	--	83.2
Support	--	--	--	511.1	--	--	745.8
Other Support	--	--	--	511.1	--	--	745.8
Initial Spares	--	--	--	0.0	--	--	0.0
MILCON	0.0	0.0	--	0.0	0.0	0.0	0.0
Acq O&M	0.0	0.0	--	0.0	0.0	0.0	0.0
<b>Total</b>	<b>22751.4</b>	<b>22751.4</b>	<b>N/A</b>	<b>9319.3</b>	<b>29895.4</b>	<b>29895.4</b>	<b>12616.3</b>

## Cost and Funding

### Cost Summary - Fire Unit

#### Total Acquisition Cost and Quantity - Fire Unit

Appropriation	BY2004 \$M			BY2004 \$M	TY \$M		
	SAR Baseline Dev Est	Current APB Development Objective/Threshold		Current Estimate	SAR Baseline Dev Est	Current APB Development Objective	Current Estimate
RDT&E	4531.4	4531.4	5211.1	2708.8	5255.0	5255.0	3112.4
Procurement	11999.1	11999.1	13199.0	0.0	16584.4	16584.4	0.0
Flyaway	--	--	--	0.0	--	--	0.0
Recurring	--	--	--	0.0	--	--	0.0
Non Recurring	--	--	--	0.0	--	--	0.0
Support	--	--	--	0.0	--	--	0.0
Other Support	--	--	--	0.0	--	--	0.0
Initial Spares	--	--	--	0.0	--	--	0.0
MILCON	0.0	0.0	--	0.0	0.0	0.0	0.0
Acq O&M	0.0	0.0	--	0.0	0.0	0.0	0.0
<b>Total</b>	<b>16530.5</b>	<b>16530.5</b>	<b>N/A</b>	<b>2708.8</b>	<b>21839.4</b>	<b>21839.4</b>	<b>3112.4</b>

Current estimate is based on the February 11, 2011, U.S. DoD decision to place a ceiling on MEADS spending at \$4B and continue with a modified Design and Development phase in a "Demonstration of Capabilities" effort funded through FY 2013. FY 2013 was the final year of funding for the Fire Unit (FU) Subprogram.

Quantity	SAR Baseline Dev Est	Current APB Development	Current Estimate
RDT&E	0	0	0
Procurement	48	48	0
<b>Total</b>	<b>48</b>	<b>48</b>	<b>0</b>

Unit of Measure: The FU is a representative unit of measure defined to include the ground support elements of the objective MEADS system: a Surveillance Radar; two Multi-Function Fire Control Radars; two Battle Management Command, Control, Communications, Computers and Intelligence Tactical Operations Centers; six Launchers; and three Launcher Reloaders. The program FU development estimate quantity is based on the planned objective force of 48 tactical FUs, which comprise 16 Battalions with three FUs each. Unit cost calculations include equipment at the Battalion level, which is above that at the FU level.

## Cost Summary - Missile

### Total Acquisition Cost and Quantity - Missile

Appropriation	BY2004 \$M			BY2004 \$M	TY \$M		
	SAR Baseline Dev Est	Current APB Development Objective/Threshold		Current Estimate	SAR Baseline Dev Est	Current APB Development Objective	Current Estimate
RDT&E	460.9	460.9	530.0	<b>701.9</b> <sup>1</sup>	482.0	482.0	785.3
Procurement	5760.0	5760.0	6336.0	5908.6	7574.0	7574.0	8718.6
Flyaway	--	--	--	5397.5	--	--	7972.8
Recurring	--	--	--	5329.1	--	--	7889.6
Non Recurring	--	--	--	68.4	--	--	83.2
Support	--	--	--	511.1	--	--	745.8
Other Support	--	--	--	511.1	--	--	745.8
Initial Spares	--	--	--	0.0	--	--	0.0
MILCON	0.0	0.0	--	0.0	0.0	0.0	0.0
Acq O&M	0.0	0.0	--	0.0	0.0	0.0	0.0
Total	6220.9	6220.9	N/A	6610.5	8056.0	8056.0	9503.9

<sup>1</sup> APB Breach

The Patriot/MEADS CAP missile procurement funds in FY 2010 - FY 2013 were transferred to the Patriot Advanced Capability-3 (PAC-3) procurement funding line to obtain additional PAC-3 missile quantities.

Quantity	SAR Baseline Dev Est	Current APB Development	Current Estimate
RDT&E	0	0	0
Procurement	1528	1528	1528
Total	1528	1528	1528

Unit of Measure: The Missile Segment Enhancement is the representative unit of measure for the Missile Subprogram.

**Cost and Funding****Funding Summary - Total Program**

**Appropriation and Quantity Summary - Total Program  
FY2015 President's Budget / December 2013 SAR (TY\$ M)**

<b>Appropriation</b>	<b>Prior</b>	<b>FY2014</b>	<b>FY2015</b>	<b>FY2016</b>	<b>FY2017</b>	<b>FY2018</b>	<b>FY2019</b>	<b>To Complete</b>	<b>Total</b>
RDT&E	3897.7	0.0	0.0	0.0	0.0	0.0	0.0	0.0	3897.7
Procurement	83.2	690.4	384.6	419.8	422.6	458.7	497.6	5761.7	8718.6
MILCON	0.0	0.0	0.0	0.0	0.0	0.0	0.0	0.0	0.0
Acq O&M	0.0	0.0	0.0	0.0	0.0	0.0	0.0	0.0	0.0
<b>PB 2015 Total</b>	<b>3980.9</b>	<b>690.4</b>	<b>384.6</b>	<b>419.8</b>	<b>422.6</b>	<b>458.7</b>	<b>497.6</b>	<b>5761.7</b>	<b>12616.3</b>
<b>PB 2014 Total</b>	<b>4038.3</b>	<b>540.4</b>	<b>540.5</b>	<b>559.6</b>	<b>566.8</b>	<b>655.2</b>	<b>536.8</b>	<b>5394.4</b>	<b>12832.0</b>
<b>Delta</b>	<b>-57.4</b>	<b>150.0</b>	<b>-155.9</b>	<b>-139.8</b>	<b>-144.2</b>	<b>-196.5</b>	<b>-39.2</b>	<b>367.3</b>	<b>-215.7</b>

## Cost and Funding

### Funding Summary - Fire Unit

#### Appropriation and Quantity Summary - Fire Unit FY2015 President's Budget / December 2013 SAR (TY\$ M)

Appropriation	Prior	FY2014	FY2015	FY2016	FY2017	FY2018	FY2019	To Complete	Total
RDT&E	3112.4	0.0	0.0	0.0	0.0	0.0	0.0	0.0	3112.4
Procurement	0.0	0.0	0.0	0.0	0.0	0.0	0.0	0.0	0.0
MILCON	0.0	0.0	0.0	0.0	0.0	0.0	0.0	0.0	0.0
Acq O&M	0.0	0.0	0.0	0.0	0.0	0.0	0.0	0.0	0.0
PB 2015 Total	3112.4	0.0	0.0	0.0	0.0	0.0	0.0	0.0	3112.4
PB 2014 Total	3165.1	0.0	0.0	0.0	0.0	0.0	0.0	0.0	3165.1
Delta	-52.7	0.0	0.0	0.0	0.0	0.0	0.0	0.0	-52.7

Quantity	Undistributed	Prior	FY2014	FY2015	FY2016	FY2017	FY2018	FY2019	To Complete	Total
Development	0	0	0	0	0	0	0	0	0	0
Production	0	0	0	0	0	0	0	0	0	0
PB 2015 Total	0	0	0	0	0	0	0	0	0	0
PB 2014 Total	0	0	0	0	0	0	0	0	0	0
Delta	0	0	0	0	0	0	0	0	0	0

## Funding Summary - Missile

### Appropriation and Quantity Summary - Missile FY2015 President's Budget / December 2013 SAR (TY\$ M)

Appropriation	Prior	FY2014	FY2015	FY2016	FY2017	FY2018	FY2019	To Complete	Total
RDT&E	785.3	0.0	0.0	0.0	0.0	0.0	0.0	0.0	785.3
Procurement	83.2	690.4	384.6	419.8	422.6	458.7	497.6	5761.7	8718.6
MILCON	0.0	0.0	0.0	0.0	0.0	0.0	0.0	0.0	0.0
Acq O&M	0.0	0.0	0.0	0.0	0.0	0.0	0.0	0.0	0.0
PB 2015 Total	868.5	690.4	384.6	419.8	422.6	458.7	497.6	5761.7	9503.9
PB 2014 Total	873.2	540.4	540.5	559.6	566.8	655.2	536.8	5394.4	9666.9
Delta	-4.7	150.0	-155.9	-139.8	-144.2	-196.5	-39.2	367.3	-163.0

The Army Acquisition Objective for the Patriot Advanced Capability-3 Missile Segment Enhancement is 3,376 missiles.

The cost estimates for the Missile Subprogram in this report are based on the original program of record.

Quantity	Undistributed	Prior	FY2014	FY2015	FY2016	FY2017	FY2018	FY2019	To Complete	Total
Development	0	0	0	0	0	0	0	0	0	0
Production	0	0	86	70	76	80	88	94	1034	1528
PB 2015 Total	0	0	86	70	76	80	88	94	1034	1528
PB 2014 Total	0	0	56	72	80	82	104	108	1026	1528
Delta	0	0	30	-2	-4	-2	-16	-14	8	0



## Cost and Funding

### Annual Funding By Appropriation - Fire Unit

#### Annual Funding TY\$ - Fire Unit

2040 | RDT&E | Research, Development, Test, and Evaluation, Army

Fiscal Year	Quantity	End Item Recurring Flyaway TY \$M	Non End Item Recurring Flyaway TY \$M	Non Recurring Flyaway TY \$M	Total Flyaway TY \$M	Total Support TY \$M	Total Program TY \$M
2004	--	--	--	--	--	--	126.9
2005	--	--	--	--	--	--	164.0
2006	--	--	--	--	--	--	193.0
2007	--	--	--	--	--	--	211.0
2008	--	--	--	--	--	--	316.3
2009	--	--	--	--	--	--	423.7
2010	--	--	--	--	--	--	501.1
2011	--	--	--	--	--	--	450.6
2012	--	--	--	--	--	--	377.6
2013	--	--	--	--	--	--	348.2
<b>Subtotal</b>	--	--	--	--	--	--	<b>3112.4</b>

## Annual Funding BY\$ - Fire Unit

## 2040 | RDT&amp;E | Research, Development, Test, and Evaluation, Army

Fiscal Year	Quantity	End Item Recurring Flyaway BY 2004 \$M	Non End Item Recurring Flyaway BY 2004 \$M	Non Recurring Flyaway BY 2004 \$M	Total Flyaway BY 2004 \$M	Total Support BY 2004 \$M	Total Program BY 2004 \$M
2004	--	--	--	--	--	--	124.0
2005	--	--	--	--	--	--	155.7
2006	--	--	--	--	--	--	178.3
2007	--	--	--	--	--	--	190.4
2008	--	--	--	--	--	--	280.1
2009	--	--	--	--	--	--	370.4
2010	--	--	--	--	--	--	431.5
2011	--	--	--	--	--	--	380.5
2012	--	--	--	--	--	--	313.8
2013	--	--	--	--	--	--	284.1
<b>Subtotal</b>	--	--	--	--	--	--	<b>2708.8</b>

## Annual Funding By Appropriation - Missile

### Annual Funding TY\$ - Missile

#### 2040 | RDT&E | Research, Development, Test, and Evaluation, Army

Fiscal Year	Quantity	End Item Recurring Flyaway TY \$M	Non End Item Recurring Flyaway TY \$M	Non Recurring Flyaway TY \$M	Total Flyaway TY \$M	Total Support TY \$M	Total Program TY \$M
2004	--	--	--	--	--	--	109.9
2005	--	--	--	--	--	--	87.3
2006	--	--	--	--	--	--	81.4
2007	--	--	--	--	--	--	111.9
2008	--	--	--	--	--	--	53.5
2009	--	--	--	--	--	--	31.0
2010	--	--	--	--	--	--	65.1
2011	--	--	--	--	--	--	121.5
2012	--	--	--	--	--	--	86.1
2013	--	--	--	--	--	--	37.6
<b>Subtotal</b>	--	--	--	--	--	--	<b>785.3</b>

**Annual Funding BY\$ - Missile**  
**2040 | RDT&E | Research, Development, Test, and Evaluation, Army**

<b>Fiscal Year</b>	<b>Quantity</b>	<b>End Item Recurring Flyaway BY 2004 \$M</b>	<b>Non End Item Recurring Flyaway BY 2004 \$M</b>	<b>Non Recurring Flyaway BY 2004 \$M</b>	<b>Total Flyaway BY 2004 \$M</b>	<b>Total Support BY 2004 \$M</b>	<b>Total Program BY 2004 \$M</b>
2004	--	--	--	--	--	--	107.4
2005	--	--	--	--	--	--	82.9
2006	--	--	--	--	--	--	75.2
2007	--	--	--	--	--	--	101.0
2008	--	--	--	--	--	--	47.4
2009	--	--	--	--	--	--	27.1
2010	--	--	--	--	--	--	56.1
2011	--	--	--	--	--	--	102.6
2012	--	--	--	--	--	--	71.5
2013	--	--	--	--	--	--	30.7
<b>Subtotal</b>	--	--	--	--	--	--	<b>701.9</b>

**Annual Funding TY\$ - Missile**  
**2032 | Procurement | Missile Procurement, Army**

<b>Fiscal Year</b>	<b>Quantity</b>	<b>End Item Recurring Flyaway TY \$M</b>	<b>Non End Item Recurring Flyaway TY \$M</b>	<b>Non Recurring Flyaway TY \$M</b>	<b>Total Flyaway TY \$M</b>	<b>Total Support TY \$M</b>	<b>Total Program TY \$M</b>
2012	--	--	--	75.0	75.0	--	75.0
2013	--	--	--	8.2	8.2	--	8.2
2014	86	603.4	--	--	603.4	87.0	690.4
2015	70	336.1	--	--	336.1	48.5	384.6
2016	76	377.8	--	--	377.8	42.0	419.8
2017	80	382.0	--	--	382.0	40.6	422.6
2018	88	414.7	--	--	414.7	44.0	458.7
2019	94	449.8	--	--	449.8	47.8	497.6
2020	90	467.8	--	--	467.8	35.2	503.0
2021	90	466.0	--	--	466.0	36.7	502.7
2022	90	465.8	--	--	465.8	36.7	502.5
2023	90	465.3	--	--	465.3	36.7	502.0
2024	90	464.7	--	--	464.7	36.7	501.4
2025	90	464.1	--	--	464.1	36.7	500.8
2026	90	463.5	--	--	463.5	36.7	500.2
2027	90	464.5	--	--	464.5	35.0	499.5
2028	90	464.1	--	--	464.1	34.9	499.0
2029	90	463.7	--	--	463.7	34.9	498.6
2030	90	463.3	--	--	463.3	34.9	498.2
2031	44	213.0	--	--	213.0	16.0	229.0
2032	--	--	--	--	--	12.4	12.4
2033	--	--	--	--	--	12.4	12.4
<b>Subtotal</b>	<b>1528</b>	<b>7889.6</b>	<b>--</b>	<b>83.2</b>	<b>7972.8</b>	<b>745.8</b>	<b>8718.6</b>

**Annual Funding BY\$ - Missile**  
**2032 | Procurement | Missile Procurement, Army**

<b>Fiscal Year</b>	<b>Quantity</b>	<b>End Item Recurring Flyaway BY 2004 \$M</b>	<b>Non End Item Recurring Flyaway BY 2004 \$M</b>	<b>Non Recurring Flyaway BY 2004 \$M</b>	<b>Total Flyaway BY 2004 \$M</b>	<b>Total Support BY 2004 \$M</b>	<b>Total Program BY 2004 \$M</b>
2012	--	--	--	61.8	61.8	--	61.8
2013	--	--	--	6.6	6.6	--	6.6
2014	86	477.6	--	--	477.6	68.8	546.4
2015	70	261.4	--	--	261.4	37.7	299.1
2016	76	288.1	--	--	288.1	32.0	320.1
2017	80	285.5	--	--	285.5	30.4	315.9
2018	88	303.9	--	--	303.9	32.3	336.2
2019	94	323.2	--	--	323.2	34.3	357.5
2020	90	329.5	--	--	329.5	24.8	354.3
2021	90	321.8	--	--	321.8	25.3	347.1
2022	90	315.4	--	--	315.4	24.8	340.2
2023	90	308.8	--	--	308.8	24.4	333.2
2024	90	302.4	--	--	302.4	23.9	326.3
2025	90	296.1	--	--	296.1	23.4	319.5
2026	90	289.9	--	--	289.9	23.0	312.9
2027	90	284.8	--	--	284.8	21.5	306.3
2028	90	279.0	--	--	279.0	21.0	300.0
2029	90	273.3	--	--	273.3	20.6	293.9
2030	90	267.7	--	--	267.7	20.2	287.9
2031	44	120.7	--	--	120.7	9.0	129.7
2032	--	--	--	--	--	6.9	6.9
2033	--	--	--	--	--	6.8	6.8
<b>Subtotal</b>	<b>1528</b>	<b>5329.1</b>	<b>--</b>	<b>68.4</b>	<b>5397.5</b>	<b>511.1</b>	<b>5908.6</b>

## Low Rate Initial Production

### Fire Unit

	Initial LRIP Decision	Current Total LRIP
<b>Approval Date</b>	8/6/2004	2/11/2011
<b>Approved Quantity</b>	7	0
<b>Reference</b>	Milestone B ADM	DoD Memorandum
<b>Start Year</b>	2013	
<b>End Year</b>	2016	

The Defense Acquisition Executive approved LRIP quantities for the MEADS objective system Major End Items (MEIs) at Milestone B on August 6, 2004. The LRIP quantities of the MEIs are: 17 Surveillance Radars, 28 Multi-Function Fire Control Radars; eight Battle Management Command, Control, Communications, Computers and Intelligence Tactical Operations Centers; 12 Lightweight Launchers; and six Launcher Reloaders. The LRIP quantities are the minimum required to conduct testing and evaluate performance before Full Rate Production. The Fire Unit (FU) quantities represent the collection of the unique MEIs into operational units. Therefore, FU LRIP quantity based on the approved MEI LRIP quantities is seven FUs.

Based on the February 11, 2011, U.S. DoD decision to place a ceiling on MEADS spending at \$4B and continue with a modified Design and Development phase in a "Demonstration of Capabilities" effort funded through 2013, the FU LRIP data, while relevant for historical reference, is no longer valid for the December 2013 SAR.

### Missile

	Initial LRIP Decision	Current Total LRIP
<b>Approval Date</b>	8/6/2004	8/6/2004
<b>Approved Quantity</b>	148	148
<b>Reference</b>	Milestone B ADM	Milestone B ADM
<b>Start Year</b>	2010	2010
<b>End Year</b>	2011	2011

## **Foreign Military Sales**

### **Fire Unit**

None

### **Missile**

None

## **Nuclear Costs**

### **Fire Unit**

None

### **Missile**

None



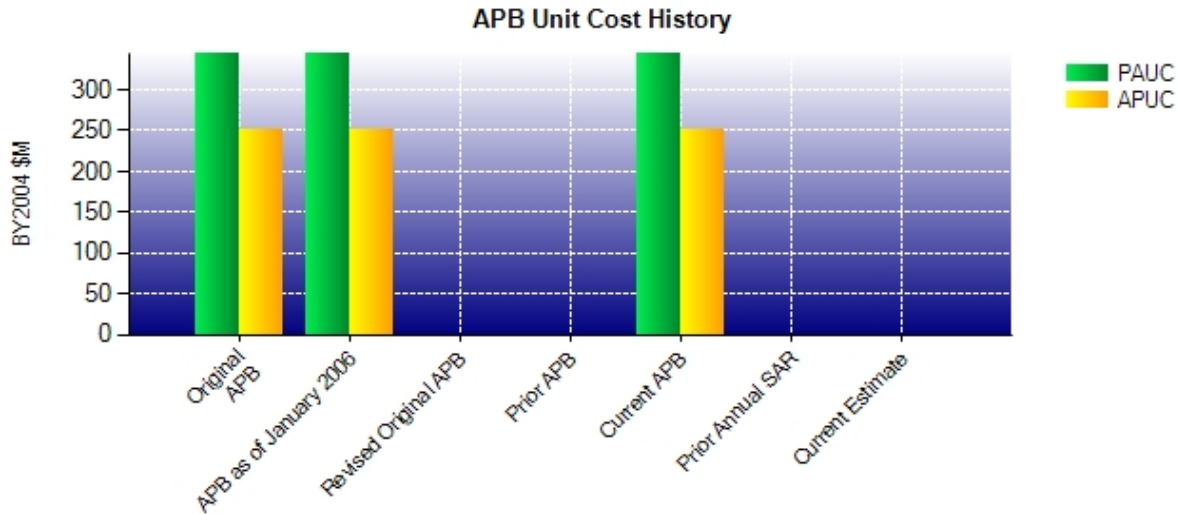
**Unit Cost****Fire Unit****Unit Cost Report**

	<b>BY2004 \$M</b>	<b>BY2004 \$M</b>	
<b>Unit Cost</b>	<b>Current UCR Baseline (AUG 2004 APB)</b>	<b>Current Estimate (DEC 2013 SAR)</b>	<b>BY % Change</b>
<b>Program Acquisition Unit Cost (PAUC)</b>			
Cost	16530.5	2708.8	
Quantity	48	0	
Unit Cost	344.385	--	--
<b>Average Procurement Unit Cost (APUC)</b>			
Cost	11999.1	0.0	
Quantity	48	0	
Unit Cost	249.981	--	--

	<b>BY2004 \$M</b>	<b>BY2004 \$M</b>	
<b>Unit Cost</b>	<b>Original UCR Baseline (AUG 2004 APB)</b>	<b>Current Estimate (DEC 2013 SAR)</b>	<b>BY % Change</b>
<b>Program Acquisition Unit Cost (PAUC)</b>			
Cost	16530.5	2708.8	
Quantity	48	0	
Unit Cost	344.385	--	--
<b>Average Procurement Unit Cost (APUC)</b>			
Cost	11999.1	0.0	
Quantity	48	0	
Unit Cost	249.981	--	--

**Fire Unit**

**Unit Cost History**



	Date	BY2004 \$M		TY \$M	
		PAUC	APUC	PAUC	APUC
Original APB	AUG 2004	344.385	249.981	454.988	345.508
APB as of January 2006	AUG 2004	344.385	249.981	454.988	345.508
Revised Original APB	N/A	N/A	N/A	N/A	N/A
Prior APB	N/A	N/A	N/A	N/A	N/A
Current APB	AUG 2004	344.385	249.981	454.988	345.508
Prior Annual SAR	DEC 2012	N/A	N/A	N/A	N/A
Current Estimate	DEC 2013	N/A	N/A	N/A	N/A

**SAR Unit Cost History**

**Current SAR Baseline to Current Estimate (TY \$M)**

Initial PAUC Dev Est	Changes								PAUC Current Est
	Econ	Qty	Sch	Eng	Est	Oth	Spt	Total	
454.988	0.000	0.000	0.000	0.000	0.000	0.000	0.000	0.000	0.000

## Current SAR Baseline to Current Estimate (TY \$M)

Initial APUC Dev Est	Changes								APUC Current Est
	Econ	Qty	Sch	Eng	Est	Oth	Spt	Total	
345.508	0.000	0.000	0.000	0.000	0.000	0.000	0.000	0.000	0.000

## SAR Baseline History

Item/Event	SAR Planning Estimate (PE)	SAR Development Estimate (DE)	SAR Production Estimate (PdE)	Current Estimate
Milestone A	N/A	N/A	N/A	N/A
Milestone B	N/A	AUG 2004	N/A	AUG 2004
Milestone C	N/A	NOV 2012	N/A	NOV 2012
IOC	N/A	SEP 2017	N/A	SEP 2017
Total Cost (TY \$M)	N/A	21839.4	N/A	3112.4
Total Quantity	N/A	48	N/A	0
Prog. Acq. Unit Cost (PAUC)	N/A	454.988	N/A	N/A

## FIRE UNIT:

The Defense Acquisition Board approved program was structured with three increments, each having a separate Milestone C. Increments 1 and 2 are no longer required in accordance with the Army Integrated Air and Missile Defense Acquisition Strategy. The Patriot/MEADS CAP program schedule identifies a Milestone C for the intermediate Acquisition Increments (1 and 2); however, full MEADS objective capability was planned to be achieved at Milestone C for Acquisition Increment 3. Per the U.S. DoD decision on February 11, 2011, funding has been limited to completion of the Design and Development phase. FY 2013 was the final year of funding for the Fire Unit Subprogram.

**Missile****Unit Cost Report**

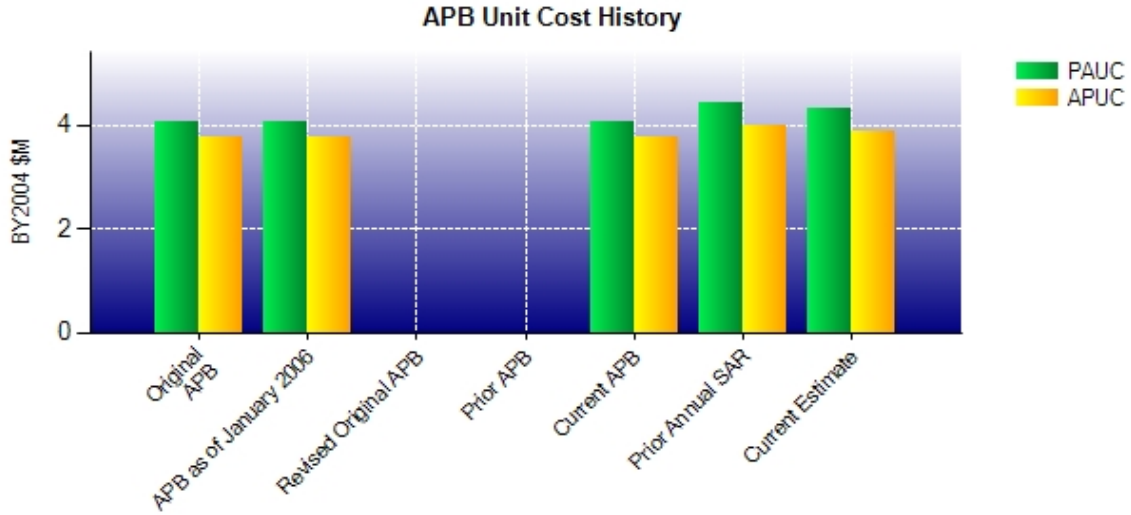
	BY2004 \$M	BY2004 \$M	
Unit Cost	Current UCR Baseline (AUG 2004 APB)	Current Estimate (DEC 2013 SAR)	BY % Change
<b>Program Acquisition Unit Cost (PAUC)</b>			
Cost	6220.9	6610.5	
Quantity	1528	1528	
Unit Cost	4.071	4.326	+6.26
<b>Average Procurement Unit Cost (APUC)</b>			
Cost	5760.0	5908.6	
Quantity	1528	1528	
Unit Cost	3.770	3.867	+2.57

	BY2004 \$M	BY2004 \$M	
Unit Cost	Original UCR Baseline (AUG 2004 APB)	Current Estimate (DEC 2013 SAR)	BY % Change
<b>Program Acquisition Unit Cost (PAUC)</b>			
Cost	6220.9	6610.5	
Quantity	1528	1528	
Unit Cost	4.071	4.326	+6.26
<b>Average Procurement Unit Cost (APUC)</b>			
Cost	5760.0	5908.6	
Quantity	1528	1528	
Unit Cost	3.770	3.867	+2.57

**Missile**

**Unit Cost History**



	Date	BY2004 \$M		TY \$M	
		PAUC	APUC	PAUC	APUC
<b>Original APB</b>	AUG 2004	4.071	3.770	5.272	4.957
<b>APB as of January 2006</b>	AUG 2004	4.071	3.770	5.272	4.957
<b>Revised Original APB</b>	N/A	N/A	N/A	N/A	N/A
<b>Prior APB</b>	N/A	N/A	N/A	N/A	N/A
<b>Current APB</b>	AUG 2004	4.071	3.770	5.272	4.957
<b>Prior Annual SAR</b>	DEC 2012	4.442	3.984	6.327	5.813
<b>Current Estimate</b>	DEC 2013	4.326	3.867	6.220	5.706

**SAR Unit Cost History**

**Current SAR Baseline to Current Estimate (TY \$M)**

Initial PAUC Dev Est	Changes								PAUC Current Est
	Econ	Qty	Sch	Eng	Est	Oth	Spt	Total	
5.272	0.189	0.000	0.309	0.000	0.408	0.000	0.042	0.948	6.220

## Current SAR Baseline to Current Estimate (TY \$M)

Initial APUC Dev Est	Changes								APUC Current Est
	Econ	Qty	Sch	Eng	Est	Oth	Spt	Total	
4.957	0.178	0.000	0.309	0.000	0.220	0.000	0.042	0.749	5.706

## SAR Baseline History

Item/Event	SAR Planning Estimate (PE)	SAR Development Estimate (DE)	SAR Production Estimate (PdE)	Current Estimate
Milestone A	N/A	N/A	N/A	N/A
Milestone B	N/A	N/A	N/A	N/A
Milestone C	N/A	N/A	N/A	N/A
FUE	N/A	MAR 2011	N/A	SEP 2015
Total Cost (TY \$M)	N/A	8056.0	N/A	9503.9
Total Quantity	N/A	1528	N/A	1528
Prog. Acq. Unit Cost (PAUC)	N/A	5.272	N/A	6.220

**Cost Variance****Fire Unit**

<b>Summary Then Year \$M</b>				
	<b>RDT&amp;E</b>	<b>Proc</b>	<b>MILCON</b>	<b>Total</b>
SAR Baseline (Dev Est)	5255.0	16584.4	--	21839.4
Previous Changes				
Economic	+127.2	-193.6	--	-66.4
Quantity	--	-12555.5	--	-12555.5
Schedule	--	-86.5	--	-86.5
Engineering	--	--	--	--
Estimating	-2217.1	-706.7	--	-2923.8
Other	--	--	--	--
Support	--	-3042.1	--	-3042.1
Subtotal	-2089.9	-16584.4	--	-18674.3
Current Changes				
Economic	-7.0	--	--	-7.0
Quantity	--	--	--	--
Schedule	--	--	--	--
Engineering	--	--	--	--
Estimating	-45.7	--	--	-45.7
Other	--	--	--	--
Support	--	--	--	--
Subtotal	-52.7	--	--	-52.7
Total Changes	-2142.6	-16584.4	--	-18727.0
CE - Cost Variance	3112.4	--	--	3112.4
CE - Cost & Funding	3112.4	--	--	3112.4

<b>Summary Base Year 2004 \$M</b>				
	<b>RDT&amp;E</b>	<b>Proc</b>	<b>MILCON</b>	<b>Total</b>
SAR Baseline (Dev Est)	4531.4	11999.1	--	16530.5
Previous Changes				
Economic	--	--	--	--
Quantity	--	-8875.5	--	-8875.5
Schedule	--	-148.0	--	-148.0
Engineering	--	--	--	--
Estimating	-1785.5	-795.4	--	-2580.9
Other	--	--	--	--
Support	--	-2180.2	--	-2180.2
<b>Subtotal</b>	<b>-1785.5</b>	<b>-11999.1</b>	<b>--</b>	<b>-13784.6</b>
Current Changes				
Economic	--	--	--	--
Quantity	--	--	--	--
Schedule	--	--	--	--
Engineering	--	--	--	--
Estimating	-37.1	--	--	-37.1
Other	--	--	--	--
Support	--	--	--	--
<b>Subtotal</b>	<b>-37.1</b>	<b>--</b>	<b>--</b>	<b>-37.1</b>
<b>Total Changes</b>	<b>-1822.6</b>	<b>-11999.1</b>	<b>--</b>	<b>-13821.7</b>
CE - Cost Variance	2708.8	--	--	2708.8
CE - Cost & Funding	2708.8	--	--	2708.8

Previous Estimate: December 2012



<b>RDT&amp;E</b>	<b>\$M</b>	
	<b>Base Year</b>	<b>Then Year</b>
<b>Current Change Explanations</b>		
Revised escalation indices. (Economic)	N/A	-7.0
Adjustment for current and prior escalation. (Estimating)	+5.9	+7.0
Decrease in FY 2013 funding due to Congressional reduction. (Estimating)	-43.0	-52.7
RDT&E Subtotal	-37.1	-52.7

**Cost Variance****Missile**

<b>Summary Then Year \$M</b>				
	<b>RDT&amp;E</b>	<b>Proc</b>	<b>MILCON</b>	<b>Total</b>
SAR Baseline (Dev Est)	482.0	7574.0	--	8056.0
Previous Changes				
Economic	+18.5	+325.9	--	+344.4
Quantity	--	--	--	--
Schedule	--	+634.8	--	+634.8
Engineering	--	--	--	--
Estimating	+284.8	+335.2	--	+620.0
Other	--	--	--	--
Support	--	+11.7	--	+11.7
<b>Subtotal</b>	<b>+303.3</b>	<b>+1307.6</b>	<b>--</b>	<b>+1610.9</b>
Current Changes				
Economic	-1.1	-54.2	--	-55.3
Quantity	--	--	--	--
Schedule	--	-162.6	--	-162.6
Engineering	--	--	--	--
Estimating	+1.1	+1.1	--	+2.2
Other	--	--	--	--
Support	--	+52.7	--	+52.7
<b>Subtotal</b>	<b>--</b>	<b>-163.0</b>	<b>--</b>	<b>-163.0</b>
<b>Total Changes</b>	<b>+303.3</b>	<b>+1144.6</b>	<b>--</b>	<b>+1447.9</b>
CE - Cost Variance	785.3	8718.6	--	9503.9
CE - Cost & Funding	785.3	8718.6	--	9503.9

<b>Summary Base Year 2004 \$M</b>				
	<b>RDT&amp;E</b>	<b>Proc</b>	<b>MILCON</b>	<b>Total</b>
SAR Baseline (Dev Est)	460.9	5760.0	--	6220.9
Previous Changes				
Economic	--	--	--	--
Quantity	--	--	--	--
Schedule	--	+48.6	--	+48.6
Engineering	--	--	--	--
Estimating	+240.1	+302.9	--	+543.0
Other	--	--	--	--
Support	--	-24.6	--	-24.6
Subtotal	+240.1	+326.9	--	+567.0
Current Changes				
Economic	--	--	--	--
Quantity	--	--	--	--
Schedule	--	-208.2	--	-208.2
Engineering	--	--	--	--
Estimating	+0.9	+1.3	--	+2.2
Other	--	--	--	--
Support	--	+28.6	--	+28.6
Subtotal	+0.9	-178.3	--	-177.4
Total Changes	+241.0	+148.6	--	+389.6
CE - Cost Variance	701.9	5908.6	--	6610.5
CE - Cost & Funding	701.9	5908.6	--	6610.5

Previous Estimate: December 2012

<b>RDT&amp;E</b>	<b>\$M</b>	
	<b>Base Year</b>	<b>Then Year</b>
<b>Current Change Explanations</b>		
Revised escalation indices. (Economic)	N/A	-1.1
Adjustment for current and prior escalation. (Estimating)	+0.9	+1.1
RDT&E Subtotal	+0.9	0.0

<b>Procurement</b>	<b>\$M</b>	
	<b>Base Year</b>	<b>Then Year</b>
<b>Current Change Explanations</b>		
Revised escalation indices. (Economic)	N/A	-54.2
Stretch-out of procurement buy profile in FY 2020 through FY 2033. (Schedule) (Schedule)	0.0	+93.3
Adjustment for current and prior escalation. (Estimating)	+4.8	+5.8
Additional Schedule Variance due to the acceleration of 30 missiles in FY 2014 (procurement changed from 56 to 86 missiles). (Schedule)	-208.2	-255.9
Decrease in FY 2013 funding due to Congressional reduction. (Estimating)	-3.5	-4.7
Adjustment for current and prior escalation. (Support)	+0.5	+0.8
Increase in Other Support due to stretch-out of procurement buy profile. (Support) (Support)	+28.1	+51.9
Procurement Subtotal	-178.3	-163.0

## Contracts

### Appropriation: RDT&E

Contract Name	<b>Design &amp; Development</b>
Contractor	MEADS International Inc.
Contractor Location	5600 W Sand Lake Road Orlando, FL 32819
Contract Number, Type	NAMEAD-04-C-6000, CPFF
Award Date	September 28, 2004
Definitization Date	February 16, 2005

Initial Contract Price (\$M)			Current Contract Price (\$M)			Estimated Price at Completion (\$M)	
Target	Ceiling	Qty	Target	Ceiling	Qty	Contractor	Program Manager
3400.0	N/A	0	3653.0	N/A	0	3653.0	3653.0

### Target Price Change Explanation

The difference between the Initial Contract Price Target and the Current Contract Price Target is due to contract modifications implemented for emerging program requirements, which included Missile Segment Enhancement integration, extended risk reduction activities, and flight test activities.

Variance	Cost Variance	Schedule Variance
Cumulative Variances To Date (1/31/2014)	-2.5	-3.1
Previous Cumulative Variances	+29.9	-15.3
Net Change	-32.4	+12.2

### Cost and Schedule Variance Explanations

The unfavorable net change in the cost variance is due to additional Integrated Product Team (IPT) support requirements leading up to the November 2013 flight test and continued activities to support additional testing at the White Sands Missile Range, New Mexico, as well as continued software build work for FY 2014 demonstrations.

The favorable net change in the schedule variance is due to the fact that IPTs implemented revised contract performance measurement baselines to reflect current flight test dates and revised test requirements.

**Contract Comments**

This contract is more than 90% complete; therefore, this is the final report for this contract.

The North Atlantic Treaty Organization Medium Extended Air Defense System Management Agency (NAMEADSMA) awarded a contract on May 5, 2005, to MEADS International (MI) for the Design and Development (D&D) of MEADS. The assigned contract number is NAMEADSMO/CF/6000/04. NAMEADSMA manages the program on behalf of the participating nations of the U.S., Italy, and Germany. MI is a multi-national joint venture with MBDA-Italia, the European Aeronautic Defence and Space Company, MBDA-Lenkflugkorpersysteme (LFK) in Germany, and Lockheed Martin Corporation in the U.S.

The initial contract price represents the value of the D&D contract with international participation by the U.S., Italy, and Germany. The D&D contract price, including European partners' shares, is \$3.4B, broken out as \$1,982.0M (U.S.), 848M Euros (Germany), and 558M Euros (Italy).

On March 26, 2013, the President signed the FY 2014 PB, which included the \$380.8M in FY 2013 to fund the final year of a MEADS "Demonstration of Capabilities" effort and bring the MEADS development program to closure.

**Appropriation: RDT&E**

Contract Name	<b>MSE Follow on Test Prg</b>
Contractor	Lockheed Martin Corporation
Contractor Location	1701 W Marshall Drive Dallas, TX 75265
Contract Number, Type	W31P4Q-07-G-0001/12, CPFF
Award Date	August 23, 2010
Definitization Date	July 18, 2011

Initial Contract Price (\$M)			Current Contract Price (\$M)			Estimated Price at Completion (\$M)	
Target	Ceiling	Qty	Target	Ceiling	Qty	Contractor	Program Manager
49.1	N/A	N/A	51.0	N/A	N/A	77.4	78.9

**Target Price Change Explanation**

The difference between the Initial Contract Price Target and the Current Contract Price Target is due to a contract modification to extend the period of performance.

However, the Contractor and Program Manager Estimated Prices at Completion have increased due to an undefinitized contract modification for components for four test missiles. The effort was placed on contract as authorized unpriced work; therefore, until definitized, the Current Contract Price Target is unchanged.

Variance	Cost Variance	Schedule Variance
Cumulative Variances To Date (1/26/2014)	-0.1	-0.5
Previous Cumulative Variances	+1.2	-1.4
Net Change	-1.3	+0.9

**Cost and Schedule Variance Explanations**

The unfavorable net change in the cost variance is due to additional manpower added to support the preparation for the Flight Test 7-5. Manpower increased due to added effort to procure and assemble four Patriot Advanced Capability-3 (PAC-3) Missile Segment Enhancement (MSE) missiles.

The favorable net change in the schedule variance is due to successful Flight Tests 7-4 and 7-5 with minimal remaining tasks to be completed.

**Contract Comments**

The purpose of this effort is to conduct two flight test campaigns to intercept two Tactical Ballistic Missiles and one Air Breathing Threat representative target for Patriot. The contractor shall provide and utilize five PAC-3 MSE missiles representing the MSE production configuration that incorporates the final configuration of PAC-3 obsolescence upgrades.

**Appropriation: Procurement**

Contract Name	<b>MSE IPF</b>
Contractor	Lockheed Martin Corporation
Contractor Location	1701 W Marshall Drive Dallas, TX 75265
Contract Number, Type	W31P4Q-12-C-0001, CPIF
Award Date	July 02, 2012
Definitization Date	July 02, 2012

Initial Contract Price (\$M)			Current Contract Price (\$M)			Estimated Price at Completion (\$M)	
Target	Ceiling	Qty	Target	Ceiling	Qty	Contractor	Program Manager
69.0	N/A	0	69.0	N/A	0	77.4	78.2

Variance	Cost Variance	Schedule Variance
Cumulative Variances To Date (1/26/2014)	+2.2	-9.3
Previous Cumulative Variances	+0.1	+0.2
Net Change	+2.1	-9.5

**Cost and Schedule Variance Explanations**

The favorable net change in the cost variance is due to contract requirements not being met, which delayed major purchase orders during the 12-month period.

The unfavorable net change in the schedule variance is due to delays in tool fabrication and development of control surfaces during the first six months. During the last six-month period, delays were driven by tool fabrication, material delivery and tool orders, and Dallas production operations tool capacity issues. Aerojet also experienced delays with its sub-tier suppliers ordering materials and tools.

**Contract Comments**

The purpose of the effort is to set forth the requirements for the manufacture, modification, and/or procurement of production special tooling, special test equipment, and special inspection equipment to support the Patriot Advanced Capability (PAC-3) Missile Segment Enhancement (MSE) missile program. The Initial Production Facilities (IPF) production equipment is to be proved-out and in place 24 months following contract award. The PAC-3 MSE IPF contract stresses production of MSE missiles at the lowest feasible life-cycle cost. The objective of the PAC-3 MSE IPF is to establish and sustain the capability to produce PAC-3 MSE missiles at a rate of up to 20 per month. The contract was awarded and definitized on July 2, 2012, with a total contract value of \$69.0M.



## Deliveries and Expenditures

### Fire Unit

Delivered to Date	Plan to Date	Actual to Date	Total Quantity	Percent Delivered
Development	0	0	0	--
Production	0	0	0	--
Total Program Quantity Delivered	0	0	0	--

### Expended and Appropriated (TY \$M)

Total Acquisition Cost	3112.4	Years Appropriated	10
Expended to Date	3149.9	Percent Years Appropriated	100.00%
Percent Expended	101.20%	Appropriated to Date	3112.4
Total Funding Years	10	Percent Appropriated	100.00%

The above data is current as of 3/24/2014.

### Missile

Delivered to Date	Plan to Date	Actual to Date	Total Quantity	Percent Delivered
Development	0	0	0	--
Production	0	0	1528	0.00%
Total Program Quantity Delivered	0	0	1528	0.00%

### Expended and Appropriated (TY \$M)

Total Acquisition Cost	9503.9	Years Appropriated	11
Expended to Date	726.2	Percent Years Appropriated	36.67%
Percent Expended	7.64%	Appropriated to Date	1558.9
Total Funding Years	30	Percent Appropriated	16.40%

The above data is current as of 3/24/2014.

## Operating and Support Cost

### Fire Unit

#### Assumptions and Ground Rules

##### Cost Estimate Reference:

The U.S. DoD made a decision on February 11, 2011, to place a ceiling on MEADS spending at \$4B and continue with a modified Design and Development phase resulting in a "Demonstration of Capabilities" effort funded through FY 2013. FY 2013 was the final year of funding for the Fire Unit (FU) Subprogram.

Therefore, since this program will not go into production and fielding, there are no FU O&S costs.

##### Sustainment Strategy:

None

##### Antecedent Information:

None

Unitized O&S Costs BY2004 \$M			
Cost Element	Fire Unit		No Antecedent System (Antecedent)
	Average Annual Cost Of All Fire Units		
Unit-Level Manpower		0.000	0.000
Unit Operations		0.000	0.000
Maintenance		0.000	0.000
Sustaining Support		0.000	0.000
Continuing System Improvements		0.000	0.000
Indirect Support		0.000	0.000
Other		0.000	0.000
Total		--	--

##### Unitized Cost Comments:

None

	Total O&S Cost \$M			
	Current Development APB Objective/Threshold		Current Estimate	
	Fire Unit		Fire Unit	No Antecedent System (Antecedent)
<b>Base Year</b>	33094.4	36403.8	0.0	N/A
<b>Then Year</b>	61902.2	N/A	0.0	N/A

##### Total O&S Costs Comments:

None

**Disposal Costs:**

Disposal costs are TBD.

**Missile****Assumptions and Ground Rules**Cost Estimate Reference:

The Production Missile Segment Enhancement (MSE) O&S cost estimate was established in the 2004 APB in support of the Patriot/MEADS CAP Milestone B decision.

The current O&S cost estimate for the Missile Subprogram (MSE) has been updated since the prior annual SAR to reflect the program procurement quantity current estimate. The estimate was completed in Automated Cost Estimating-Integrated Tools. The O&S estimate covers a life cycle of 44 years, FY 2016 through FY 2060, and includes the cost to support the Patriot Advanced Capability (PAC-3) MSE missile. The estimate is based on analogous costs for repair and recertification of the PAC-3 missile. The estimate also uses an analogous historical factor to estimate the quantity of missiles that will require annual repair and the program losses for operational use, flight testing, and planned field surveillance.

Sustainment Strategy:

The PAC-3 MSE missile procurement quantity is 1,528. The missile will be recertified twice, at ten-year intervals, within its 30-year planned service life. Contractor Logistics Support (CLS) is used to support maintenance and repair of the PAC-3 MSE certified missile rounds. The missile is a self-contained major end item and does not require sustainment in the field. There are no intermediate-level maintenance tasks for the missile and the organic depot/agency does not possess the required repair capacity, tools, and test equipment for depot level sustainment, supply support, and software support. Missile subsystems are required to be shipped to subcontractor facilities for repair and replacement of subsystem components. The Government has limited technical data rights and relies on CLS for missile sustainment.

Antecedent Information:

There is no antecedent system.

Unitized O&S Costs BY2004 \$M		
Cost Element	Missile Average Annual Cost Of All Missiles	No Antecedent System (Antecedent)
Unit-Level Manpower	0.000	0.000
Unit Operations	0.000	0.000
Maintenance	50.700	0.000
Sustaining Support	5.500	0.000
Continuing System Improvements	7.200	0.000
Indirect Support	13.300	0.000
Other	0.000	0.000
Total	76.700	--

Unitized Cost Comments:

Unitized costs are calculated based on total O&S current cost estimate of \$3,373.9M (BY\$ 2004) distributed over a planned service life of 44 years. The Unitized Annual O&S Costs reflect O&S for total inventory per year of 1,528 missiles (76.7 annual missile cost x 44-year service life).

	Total O&S Cost \$M			
	Current Development APB Objective/Threshold		Current Estimate	
	Missile		Missile	No Antecedent System (Antecedent)
<b>Base Year</b>	4582.6	5040.9	3373.9	N/A
<b>Then Year</b>	8571.8	N/A	7169.9	N/A

Total O&S Costs Comments:

The differences between the current estimate and the APB are attributed to a change in quantity and refinement of the estimate using actual cost.

**Disposal Costs:**

Disposal costs are TBD.