



Strategic Management of Architectural Technical Debt

Ipek Ozkaya

Senior Researcher

A senior member of the SEI technical staff, Ipek Ozkaya is the co-organizer of the Third International Workshop on Managing Technical Debt, co-creator of the Hard Choices board game, frequent presenter at academic and industry conferences, and author of several articles.

See her full bio at:

www.sei.cmu.edu/go/agile-research-forum/



Report Documentation Page


Form Approved
OMB No. 0704-0188

Public reporting burden for the collection of information is estimated to average 1 hour per response, including the time for reviewing instructions, searching existing data sources, gathering and maintaining the data needed, and completing and reviewing the collection of information. Send comments regarding this burden estimate or any other aspect of this collection of information, including suggestions for reducing this burden, to Washington Headquarters Services, Directorate for Information Operations and Reports, 1215 Jefferson Davis Highway, Suite 1204, Arlington VA 22202-4302. Respondents should be aware that notwithstanding any other provision of law, no person shall be subject to a penalty for failing to comply with a collection of information if it does not display a currently valid OMB control number.

1. REPORT DATE 22 MAY 2012		2. REPORT TYPE		3. DATES COVERED 00-00-2012 to 00-00-2012	
4. TITLE AND SUBTITLE Strategic Management of Architectural Technical Debt				5a. CONTRACT NUMBER	
				5b. GRANT NUMBER	
				5c. PROGRAM ELEMENT NUMBER	
6. AUTHOR(S)				5d. PROJECT NUMBER	
				5e. TASK NUMBER	
				5f. WORK UNIT NUMBER	
7. PERFORMING ORGANIZATION NAME(S) AND ADDRESS(ES) Carnegie Mellon University ,Software Engineering Institute,Pittsburgh,PA,15213				8. PERFORMING ORGANIZATION REPORT NUMBER	
9. SPONSORING/MONITORING AGENCY NAME(S) AND ADDRESS(ES)				10. SPONSOR/MONITOR'S ACRONYM(S)	
				11. SPONSOR/MONITOR'S REPORT NUMBER(S)	
12. DISTRIBUTION/AVAILABILITY STATEMENT Approved for public release; distribution unlimited					
13. SUPPLEMENTARY NOTES					
14. ABSTRACT					
15. SUBJECT TERMS					
16. SECURITY CLASSIFICATION OF:			17. LIMITATION OF ABSTRACT	18. NUMBER OF PAGES	19a. NAME OF RESPONSIBLE PERSON
a. REPORT unclassified	b. ABSTRACT unclassified	c. THIS PAGE unclassified			

Technical Debt Metaphor

“Shipping first time code is like going into debt. A little debt speeds development so long as it is paid back promptly with a rewrite...”




“... The danger occurs when the debt is not repaid. Every minute spent on not-quite-right code counts as interest on that debt.”

Cunningham, W. 1992. *The WyCash Portfolio Management System*. OOPSLA '92 Experience Report. <http://c2.com/doc/oopsla92.html>.



How are Architecture and Technical Debt Related?

Can we really avoid technical debt?



heterogeneous and uncertain workforce

increasing scale of systems



systems expected to be
in operation and sustainment
for decades



Metaphors and Analogies

A metaphor is a cognitive transfer from one domain to another one. The use of metaphor allows experiences from one domain to illuminate our understanding of another domain.

An analogy is a comparison between two things on the basis of their structure and the purpose of explanation and clarification.

Wikipedia



Technical Debt Analogy

When and how was the debt signed under?

What is the payback term?

What is the interest rate?



Technical Debt – Steve McConnell

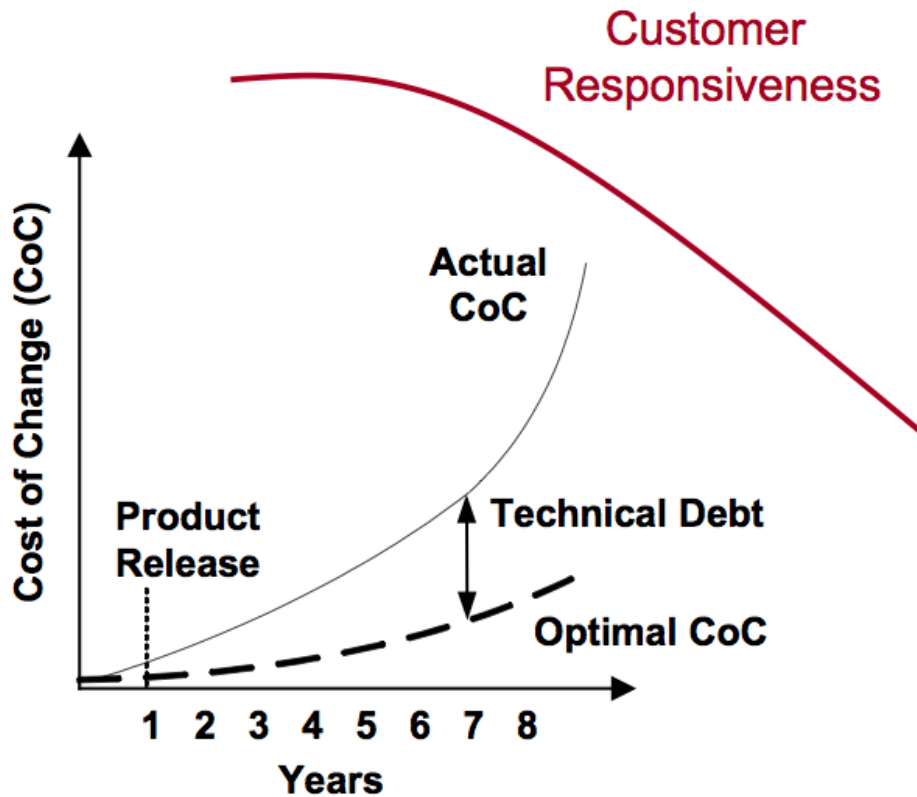

Type 1	Type 2
unintentional, non-strategic; poor design decisions, poor coding	intentional and strategic: optimize for the present, not for the future. 2.A short-term: paid off quickly (refactorings, etc.) 2.B long-term
Implemented features (visible and invisible) = assets = non-debt	



McConnell, S. 2007. *Technical Debt. 10x Software Development* [cited 2010 June 14];
<http://blogs.construx.com/blogs/stevemcc/archive/2007/11/01/technical-debt-2.aspx>.



Technical Debt – Jim Highsmith



- Only on far right of curve, all choices are hard
- If nothing is done, it just gets worse
- In applications with high technical debt estimating is nearly impossible

Highsmith, J. 2009. Agile Project Management: Creating Innovative Products , Addison-Wesley.



Technical Debt – Philippe Kruchten



	Visible	Invisible
Positive Value	Visible Feature	Hidden, architectural feature
Negative Value	Visible defect	Technical debt

Kruchten, P. 2009. *What colour is your backlog?* Agile Vancouver Conference. <http://pkruchten.wordpress.com/Talks>.



Polling Question

In which of these areas do you observe technical debt the most?

- Code; our code has become very hard to maintain due to clones, cycles, random bug fixes
- Architecture; we have made suboptimal architectural decisions that we need to rearchitect soon
- Process; we have skipped practices such as reviews, necessary testing and documentation that we are now paying for
- All of the above
- None of the above



Only Three Strategies

Do nothing, it gets worse

Replace, high cost/risk

Incremental refactoring, commitment to invest

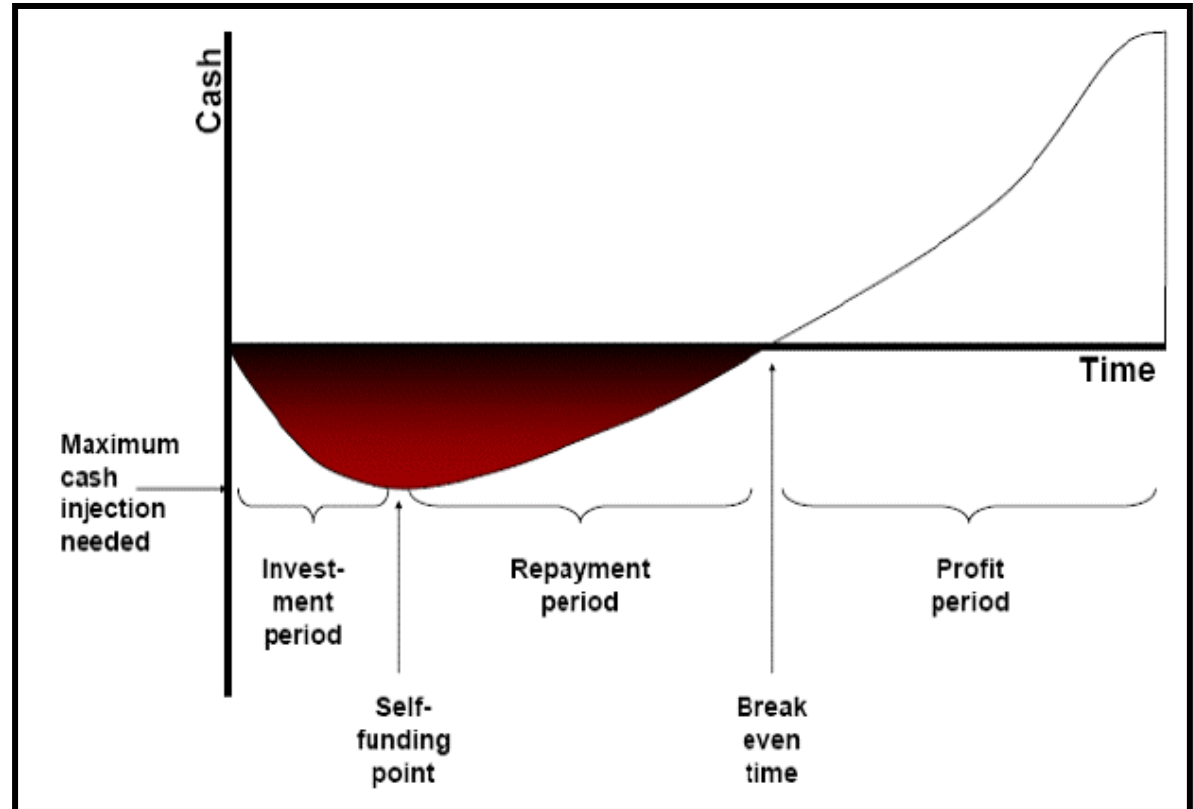


Why Take on Debt

Shortening time to market

Preservation of startup capital

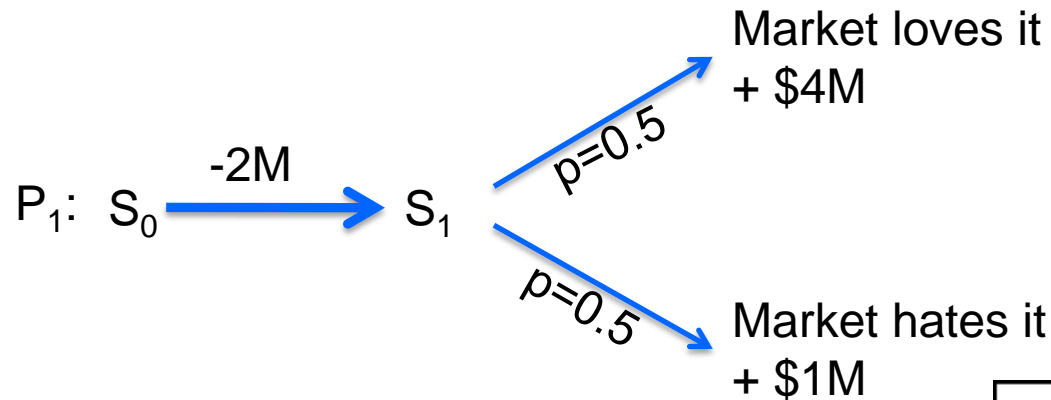
Delaying development expense



Denne, M., Cleland-Huang, J. 2003. Software by Numbers, Prentice Hall.



Deciding to Take on Debt -1



$$NPV (P_1) = -2M + 0.5 \times 4M + 0.5 \times 1M = 0.5M$$

Net Present Value (NPV)

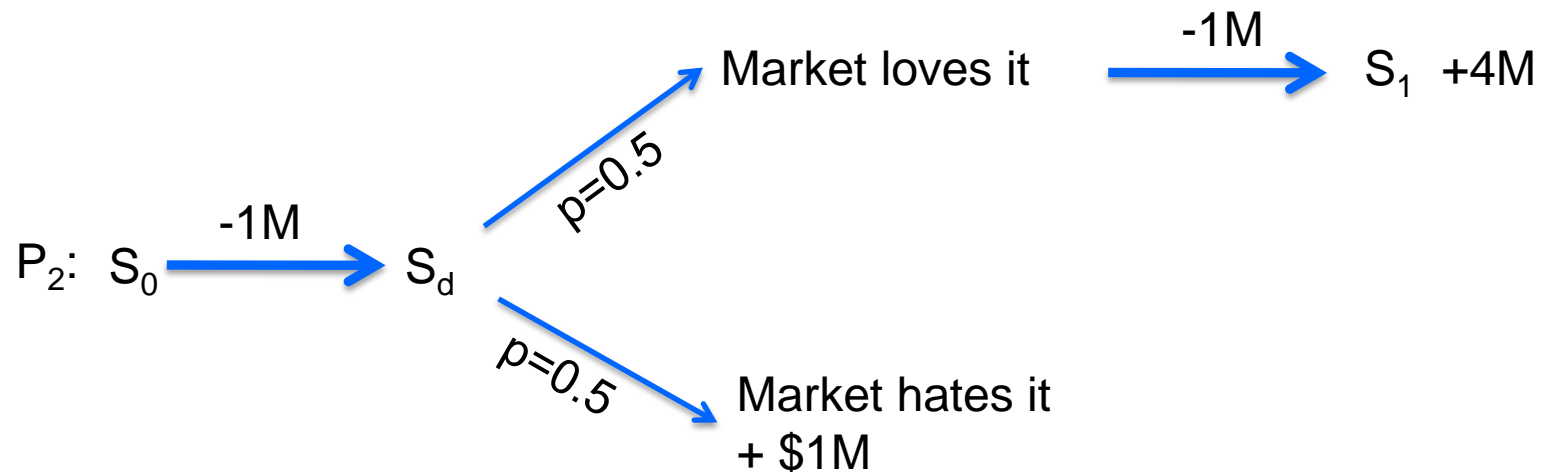
$$NPV = \sum_{t=1}^T \frac{\text{Cash Flow}_t}{(1+i)^t} - \text{Initial Cash Investment}$$

t = Cash Flow Period
 i = Interest Rate Assumption

Denne, M., Cleland-Huang, J. 2003. Software by Numbers, Prentice Hall.



Deciding to Take on Debt -2

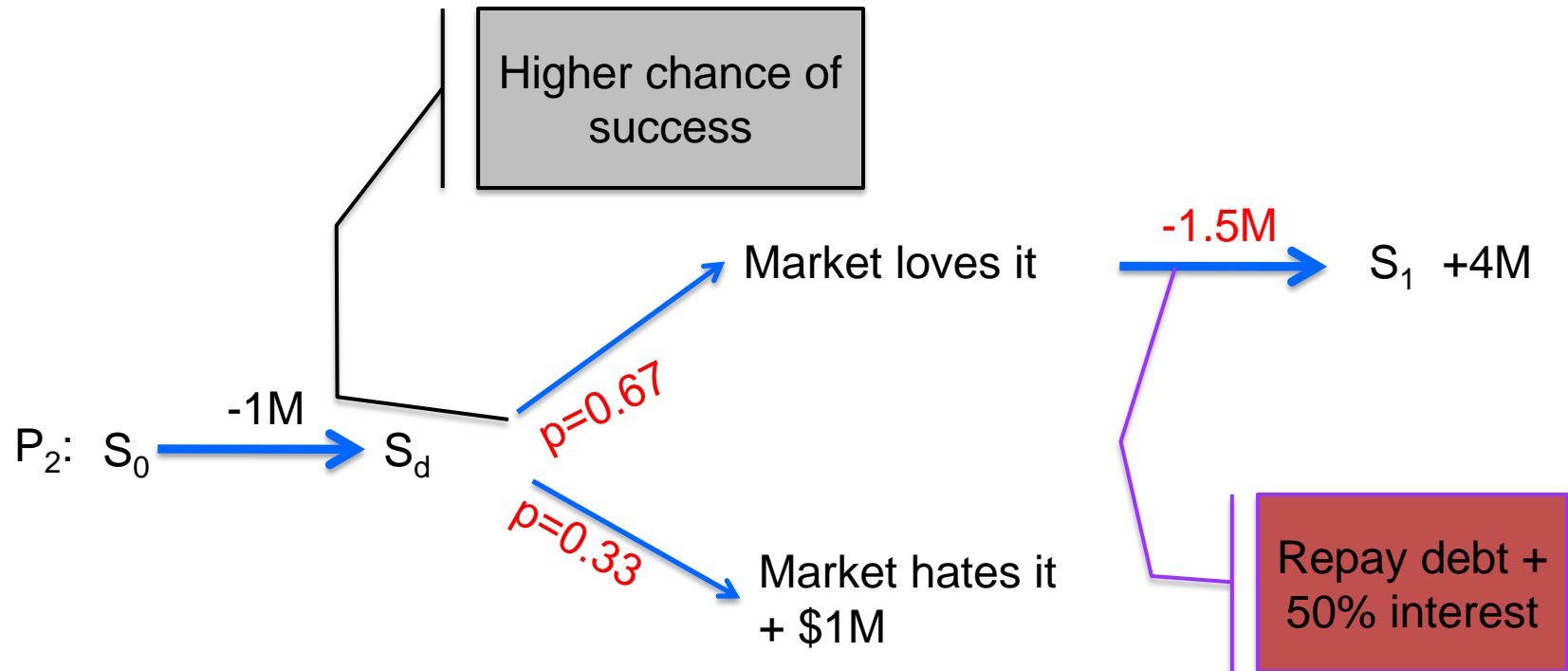


$$\text{NPV}(P_2) = -1M + 0.5 \times 3M + 0.5 \times 1M = 1M$$

Taking *technical debt* has increased system value.



Deciding to Take on Debt -3



$$NPV (P_3) = -1M + 0.67 \times 2.5M + 0.33 \times 1M = 1.005 M$$

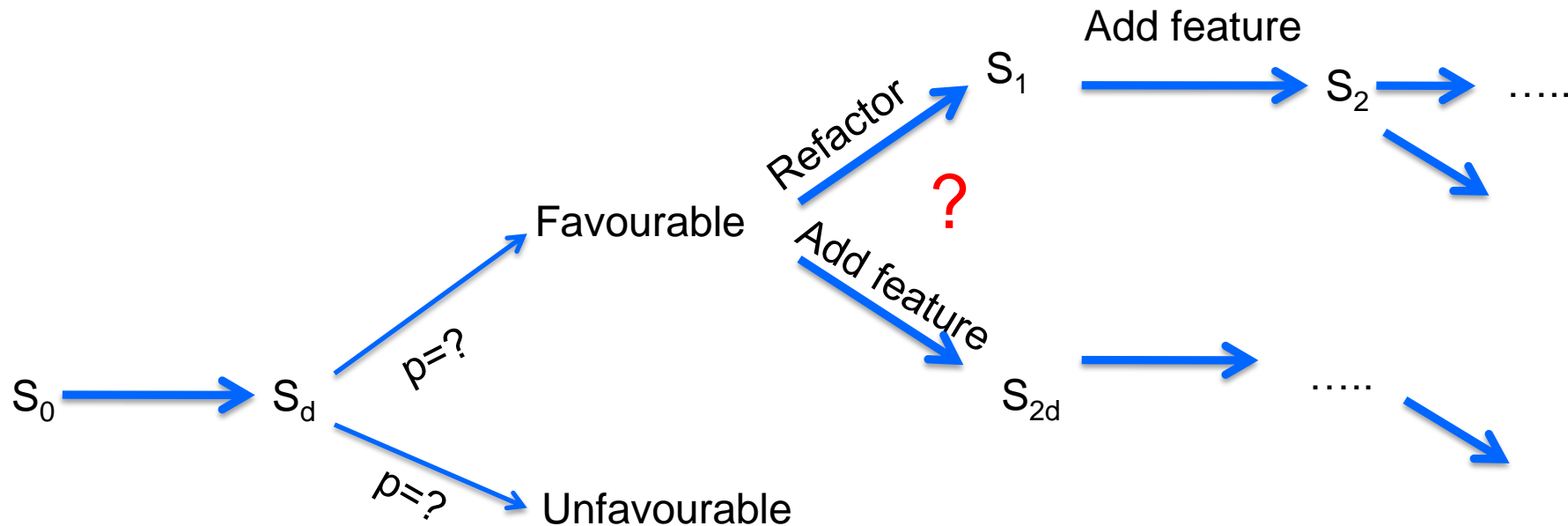
More realistically:

Debt + interest

High chances of success



Deciding to Take on Debt -4



**Not debt really, but options with different values...
Do we want to invest in architecture, in test, etc...**



Tracking and Analyzing Debt

Eliciting debt and quantifying the impact is not a repeatable engineering practice yet.

- Factors to consider include defects, velocity, cost of rework
- Mapping such indicators onto cost of development
- Comparing with the value of paying back debt versus not

Analysis tools, mostly looking at code metrics, provide quality insights



Tracking and Monitoring -1

First more capabilities

Then, more infrastructure



underestimated re-architecting costs

neglected cost of delay to market



First more infrastructure

Then, more capabilities

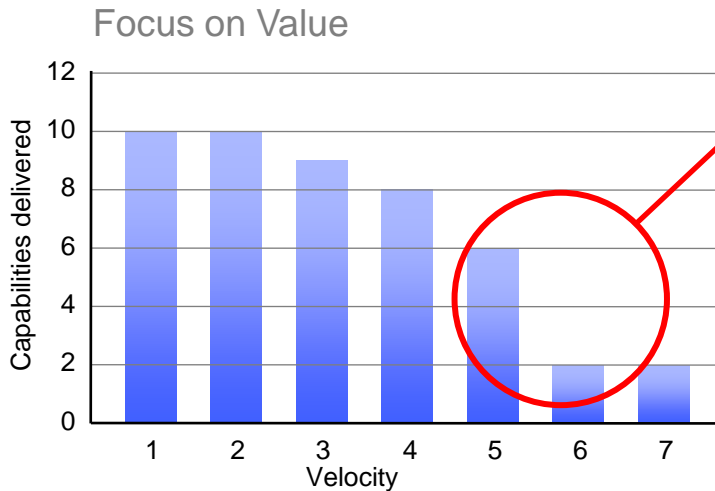
Brown, N., Nord, R., Ozkaya, I. 2010. Enabling Agility through Architecture, *Crosstalk*, Nov/Dec 2010.



Tracking and Monitoring -2

Standard iteration management in agile development

→ functional, high-priority stories allocated first.



Accumulated suboptimal architecture and need to wait for assurance impacts overall capability to reach the field.

inability to keep the tempo

Tracking and monitoring mechanism is solely based on customer features delivered.



Tracking and Monitoring -3

Standard iteration management in architecture-centric development processes

→ up-front requirements and design tasks allocated first.



delayed customer delivery

No explicit and early tracking and monitoring mechanisms that is development artifact specific.




Measurable Insights into Delivery

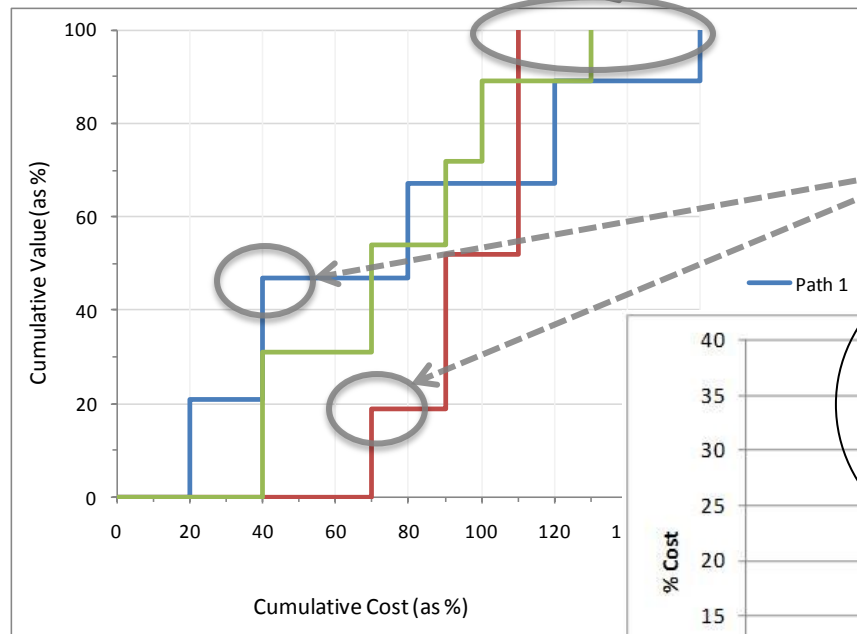
Economic Models



Path 1: value focused; functionality first.



Path 2: cost focused; architecture push.

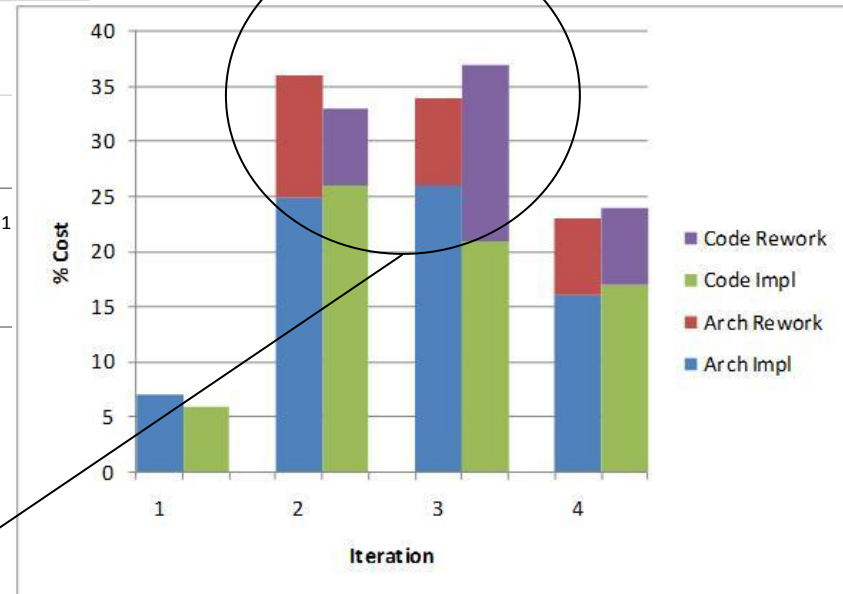


Added cost as a result of implementing architecture in retrospect

Capabilities delivered at different times

Value of Capabilities Delivered over Total Effort

aggregating the amount of rework at each iteration based on architecture changes



Technical Debt and Tools

There has been an increasing focus on tools for the purpose of structural analysis.

Trends show

- increasing sophistication,
- support for some structural analysis in addition to code analysis,
- first steps towards analyzing financial impact by relating structure analysis to cost and effort for rework.



Tools for Structural Analysis

Architecture-Related Capabilities*

- Architecture Visualization Techniques
- Architecture Quality Analysis Metrics
- Architecture Compliance Checking
- Architecture “Sandbox”

*Not all tools have all capabilities



Tools for Technical Debt Analysis – Architecture Visualization Techniques*

- Dependency Structure Matrix
- Conceptual Architecture
- Architectural Layers
- Dependency Graph

Telea, A.; Voinea, L.; Sassenburg, H.; , "Visual Tools for Software Architecture Understanding: A Stakeholder Perspective," Software, IEEE , vol.27, no.6, pp.46-53, Nov.-Dec. 2010.

* Not all tools use all architecture visualization techniques.



Tools for Technical Debt Analysis – Architecture Quality Analysis Metrics* Capabilities -5

- Component Dependencies
- Cyclicity
- Architectural Rules Compliance
- Architectural Debt

* The following slides show representative architecture quality analysis metrics from the following sources:

- Lattix. Lattix Releases Lattix 5.0. <http://www.lattix.com/node/38>
- SonarSource, Sonar. Metric definitions. <http://docs.codehaus.org/display/SONAR/Metric+definitions>
- Hello2morrow, SonarJ. Sonar Integration. <http://www.hello2morrow.com/products/sonarj/sonar>
- CAST, Application Intelligence Platform. <http://www.castsoftware.com/Product/Application-Intelligence-Platform.aspx>

Not all tools have all Architecture Quality Analysis Metrics



Deciding to Pay Down Debt

Eliciting business indicators that accumulate the interest on debt:

- Increased amount of defects
- Slowing rate of velocity
- Change of business and technology context
- A future business opportunity
- Time to market



Strategies and Techniques

Part of standard operating procedure

- Adding technical debt to the backlog
- Amortize 10%
- Specialized iteration: hardening cycle, hackathon

Architectural tactics*

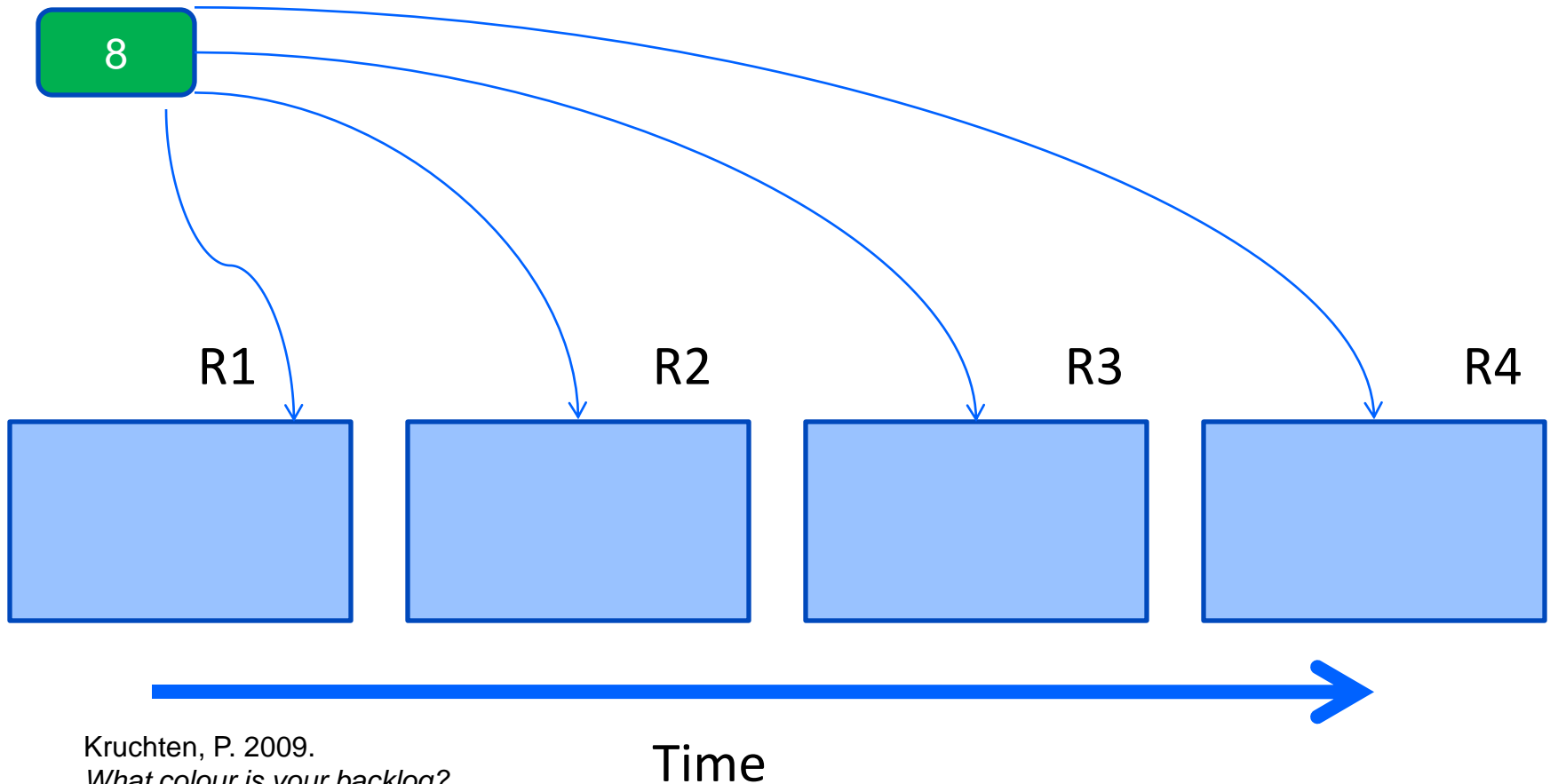
- Align feature and system decomposition
- Architectural runway
- Matrixed teams

* Bachmann, F.; Nord, R.; Ozkaya, I.; , "Architectural Tactics to Support Rapid and Agile Stability" *Crosstalk* , May/June 2012.



Release Planning – 1

In which release?



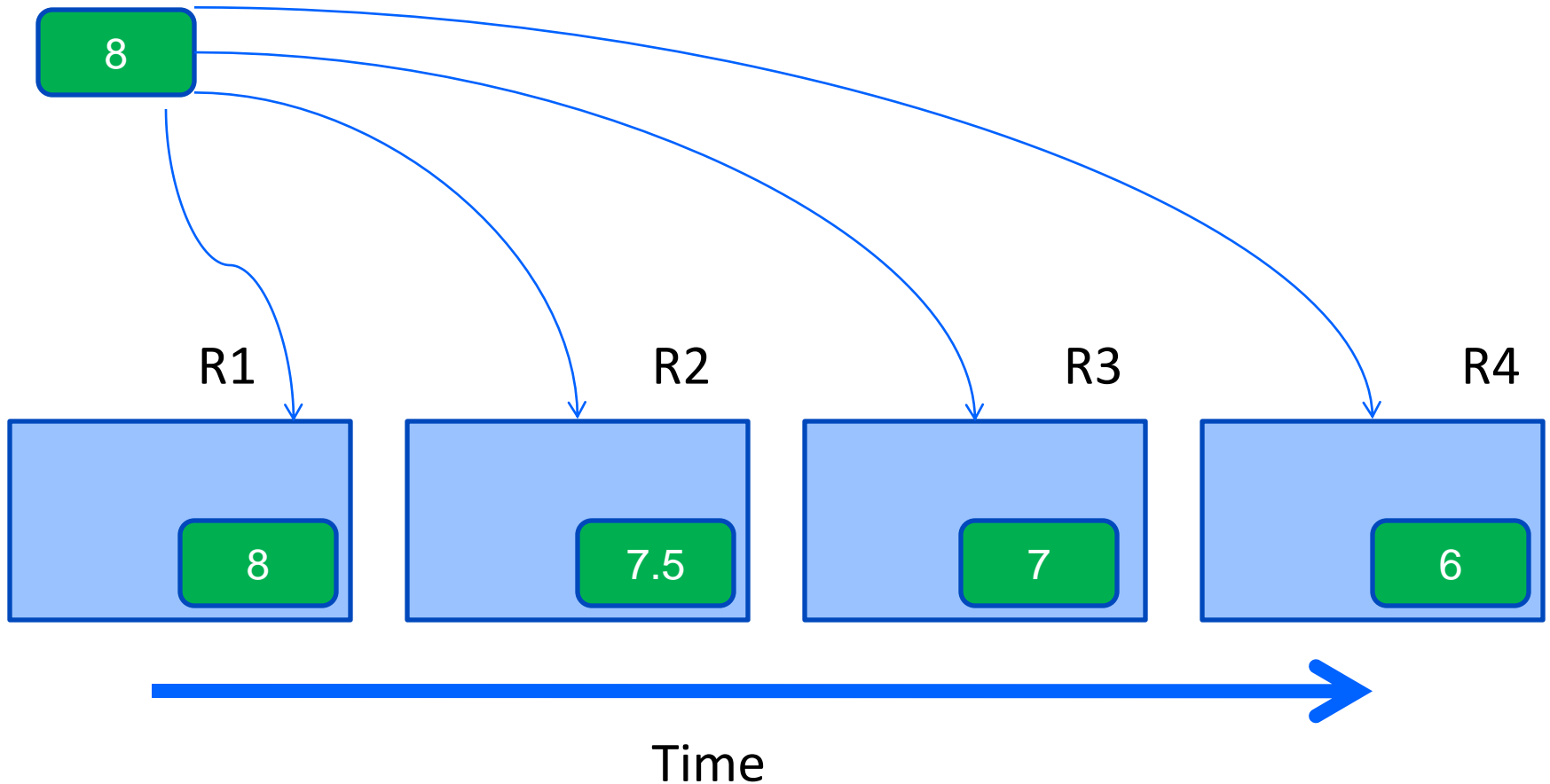
Kruchten, P. 2009.
What colour is your backlog?
Agile Vancouver Conference.
<http://pkruchten.wordpress.com/Talks>.

Copyright © 2010 by Philippe Kruchten



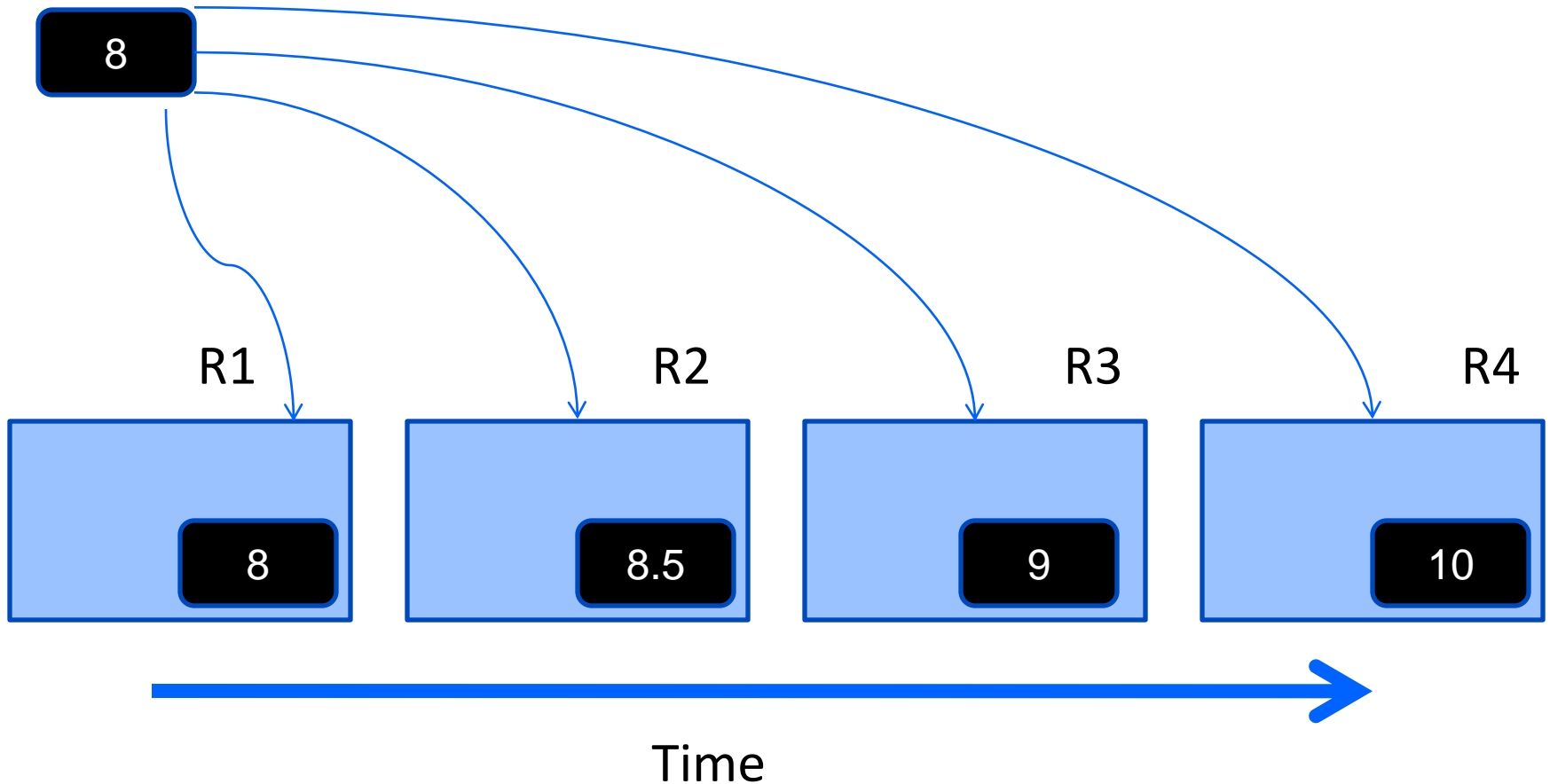
Release Planning – 2

Value decreases over time



Release Planning – 3

Technical debt increases?



Copyright © 2010 by Philippe Kruchten



Future Directions in Technical Debt Analysis – Open Areas of Investigation -1

Technical debt succinctly communicates the issues observed in large-scale, long-term projects:

- There is an optimization problem where optimizing for the short-term puts the long-term into economic and technical jeopardy when debt is unmanaged.
- Design shortcuts can give the perception of success until their consequences slow down projects.
- Software development decisions, especially architectural ones, need to be continuously analyzed and actively managed as they incur cost, value, and debt.



Future Directions in Technical Debt Analysis – Open Areas of Investigation -2

How to locate most effective refactoring opportunities?

How to identify and manage strategic architectural debt?

How does debt manifest itself in non-code artifacts?

How does debt relate to development processes?

How can debt be visualized with effective tool support?

How to identify dominant sources of debt?

How and when to pay back debt?

How to measure debt?

Brown, N., Cai, Y., Guo, Y., Kazman, R. , Kim, M., Kruchten, P., Lim, E. , MacCormack, A., Nord, R., Ozkaya, I., Sangwan, R., Seaman, C. , Sullivan, K., Zazworka, N. , 2010. Managing Technical Debt in Software-Reliant Systems, *FSE/SDP Workshop on the Future of Software Engineering Research*, Santa Fe November 2010.



Things We Can Do Now

Practices that can be incorporated into managing projects:

- Make technical debt visible.
- Differentiate strategic structural technical debt from technical debt that emerges from low code quality.
- Bridge the gap between the business and technical sides.
- Integrate technical debt into planning.
- Associate technical debt with risk.



Concluding Thoughts

Agile manifesto

the only true measure of progress on a software development project is the *delivery of working software*

Architecture proposition

the only true measure of progress on a software development project is the *delivery of working software **that meets its business and quality goals***

Integrated approach for large scale systems

the only true measure of progress on a software development project is the *delivery of working software **that meets its business and quality goals today and in the future through balancing anticipation and adaptation***



NO WARRANTY

THIS CARNEGIE MELLON UNIVERSITY AND SOFTWARE ENGINEERING INSTITUTE MATERIAL IS FURNISHED ON AN "AS-IS" BASIS. CARNEGIE MELLON UNIVERSITY MAKES NO WARRANTIES OF ANY KIND, EITHER EXPRESSED OR IMPLIED, AS TO ANY MATTER INCLUDING, BUT NOT LIMITED TO, WARRANTY OF FITNESS FOR PURPOSE OR MERCHANTABILITY, EXCLUSIVITY, OR RESULTS OBTAINED FROM USE OF THE MATERIAL. CARNEGIE MELLON UNIVERSITY DOES NOT MAKE ANY WARRANTY OF ANY KIND WITH RESPECT TO FREEDOM FROM PATENT, TRADEMARK, OR COPYRIGHT INFRINGEMENT.

Use of any trademarks in this presentation is not intended in any way to infringe on the rights of the trademark holder.

This Presentation may be reproduced in its entirety, without modification, and freely distributed in written or electronic form without requesting formal permission. Permission is required for any other use. Requests for permission should be directed to the Software Engineering Institute at permission@sei.cmu.edu.

This work was created in the performance of Federal Government Contract Number FA8721-05-C-0003 with Carnegie Mellon University for the operation of the Software Engineering Institute, a federally funded research and development center. The Government of the United States has a royalty-free government-purpose license to use, duplicate, or disclose the work, in whole or in part and in any manner, and to have or permit others to do so, for government purposes pursuant to the copyright license under the clause at 252.227-7013.



Contact Information

RTSS Program

Linda Northrop
RTSS Program Director
Software Engineering Institute
Pittsburgh, PA 15213
lmn@sei.cmu.edu

Architecture Practice

Robert Nord, Ipek Ozkaya
Software Engineering Institute
[rn, ozkaya @sei.cmu.edu](mailto:rn,ozkaya@sei.cmu.edu)

Philippe Kruchten
University of British Columbia
pbk@ece.ubc.ca



Further Reading -1

Cunningham, W. 1992. *The WyCash Portfolio Management System*. OOPSLA '92 Experience Report. <http://c2.com/doc/oopsla92.html>.

McConnell, S. 2007. *Technical Debt*. *10x Software Development* [cited 2010 June 14]; <http://blogs.construx.com/blogs/stevemcc/archive/2007/11/01/technical-debt-2.aspx>.

Fowler, M. 2009. *Technical debt quadrant*, Blog post at: <http://martinfowler.com/bliki/TechnicalDebtQuadrant.html>.

Sterling, C. 2010. *Managing Software Debt: Building for Inevitable Change*, Addison-Wesley Professional.

Israel Gat, 2010.

<http://theagileexecutive.com/2010/09/20/how-to-break-the-vicious-cycle-of-technical-debt/>

Highsmith, J. 2009. *Agile Project Management: Creating Innovative Products*, Addison-Wesley.

Kruchten, P. 2009. *What colour is your backlog?* Agile Vancouver Conference. <http://pkruchten.wordpress.com/Talks>.

Bachmann, F.; Nord, R.; Ozkaya, I.; , "Architectural Tactics to Support Rapid and Agile Stability" *Crosstalk*, May/June 2012.

Brown, N., Nord, R., Ozkaya, I. 2010. Enabling Agility through Architecture, *Crosstalk*, Nov/Dec 2010.



Further Reading -2

Brown, N., Nord, R., Ozkaya, I. , Pais, M. 2011. Analysis and Management of Architectural Dependencies in Iterative Release Planning, Working IEEE/IFIP Conference on Software Architecture, June 2011.

Brown, N., Kruchten, P., Lim, E., Nord, R., Ozkaya, I. 2010. Hard Choices Game Explained.

Hard Choices Strategy Game to Communicate Value of Architecture Thinking game downloadable from <http://www.sei.cmu.edu/architecture/tools/hardchoices/>

Poppendieck, M., Poppendieck, T. 2009. Leading Lean Software Development, Addison-Wesley Professional.

Denne, M., Cleland-Huang, J. 2003. Software by Numbers, Prentice Hall.

Brown, N., Cai, Y., Guo, Y., Kazman, R. , Kim, M., Kruchten, P., Lim, E. , MacCormack, A., Nord, R., Ozkaya, I., Sangwan, R., Seaman, C. , Sullivan, K., Zazworka, N. , 2010. Managing Technical Debt in Software-Reliant Systems, *FSE/SDP Workshop on the Future of Software Engineering Research*, Santa Fe November 2010.

Telea, A.; Voinea, L.; Sassenburg, H.; , "Visual Tools for Software Architecture Understanding: A Stakeholder Perspective," *Software, IEEE* , vol.27, no.6, pp.46-53, Nov.-Dec. 2010.



Q&A

Acquisition Support
Smart Grid
Software Product Lines
System of Systems
Acquisition Support
Software Architecture
Performance & Dependability
Security & Survivability
Risk & Opportunity Management
Ultra-Large-Scale Systems
Explore Our Work
Digital Intelligence and Forensics
Measurement & Analysis
Process & Performance Improvement

