

CNA's Integrated Ship Database

First Quarter CY 2013 Update

Gregory N. Suess • Lynette A. McClain

USS *Tucson* (SSN 770) and USS *Hawaii* (SSN 776)



USS *Georgia* (SSGN 729)



USS *Alaska* (SSBN 732)

DIS-2014-U-007516-Final
October 2014

Report Documentation Page

Form Approved
OMB No. 0704-0188

Public reporting burden for the collection of information is estimated to average 1 hour per response, including the time for reviewing instructions, searching existing data sources, gathering and maintaining the data needed, and completing and reviewing the collection of information. Send comments regarding this burden estimate or any other aspect of this collection of information, including suggestions for reducing this burden, to Washington Headquarters Services, Directorate for Information Operations and Reports, 1215 Jefferson Davis Highway, Suite 1204, Arlington VA 22202-4302. Respondents should be aware that notwithstanding any other provision of law, no person shall be subject to a penalty for failing to comply with a collection of information if it does not display a currently valid OMB control number.

1. REPORT DATE OCT 2014		2. REPORT TYPE		3. DATES COVERED 00-00-2014 to 00-00-2014	
4. TITLE AND SUBTITLE CNA's Integrated Ship Database: First Quarter CY 2013 Update				5a. CONTRACT NUMBER	
				5b. GRANT NUMBER	
				5c. PROGRAM ELEMENT NUMBER	
6. AUTHOR(S)				5d. PROJECT NUMBER	
				5e. TASK NUMBER	
				5f. WORK UNIT NUMBER	
7. PERFORMING ORGANIZATION NAME(S) AND ADDRESS(ES) CNA Analysis & Solutions, 3003 Washington Boulevard, Arlington, VA, 22201				8. PERFORMING ORGANIZATION REPORT NUMBER	
9. SPONSORING/MONITORING AGENCY NAME(S) AND ADDRESS(ES)				10. SPONSOR/MONITOR'S ACRONYM(S)	
				11. SPONSOR/MONITOR'S REPORT NUMBER(S)	
12. DISTRIBUTION/AVAILABILITY STATEMENT Approved for public release; distribution unlimited					
13. SUPPLEMENTARY NOTES					
14. ABSTRACT					
15. SUBJECT TERMS					
16. SECURITY CLASSIFICATION OF:			17. LIMITATION OF ABSTRACT	18. NUMBER OF PAGES	19a. NAME OF RESPONSIBLE PERSON
a. REPORT unclassified	b. ABSTRACT unclassified	c. THIS PAGE unclassified			

Photo credits

All photos from: "Media: Photo Gallery, *America's Navy*" last accessed Sep. 30, 2013, at <http://www.navy.mil/viewGallery.asp>. Clockwise from top left:

130905-N-DB801-268 PEARL HARBOR (Sept. 5, 2013)—The Los Angeles-class attack submarine USS *Tucson* (SSN 770), foreground, passes the Virginia-class attack submarine USS *Hawaii* (SSN 776) as *Tucson* departs Joint Base Pearl Harbor-Hickam for a deployment to the Western Pacific region. (U.S. Navy photo by Mass Communication Specialist 2nd Class Steven Khor/Released). (<http://www.navy.mil/management/photodb/photos/130905-N-DB801-268.jpg>.)

130516-N-MO201-041 SOUDA BAY, Greece (May 16, 2013)—The guided-missile submarine USS *Georgia* (SSGN 729) arrives in Souda Harbor. *Georgia* is homeported in Kings Bay, Ga., and is deployed conducting maritime security operations and theater security cooperation efforts in the U.S. Sixth Fleet area of responsibility. (U.S. Navy photo by Paul Farley/Released). (<http://www.navy.mil/management/photodb/photos/130516-N-MO201-041.jpg>.)

060719-N-0209M-002 Pacific Ocean (July 19, 2006)—Naval Reserve Officers Training Corps (NROTC) midshipmen embark the Ohio-class submarine USS *Alaska* (SSBN 732) for a 24-hour underway guided tour. The midshipmen have come together from universities across the country to participate in the annual Career Orientation and Training for Midshipmen (CORTRAMID) program. The purpose of the tour is to help familiarize midshipmen with the operations and mission of the submarine community by allowing them to participate in training exercises while underway. (U.S. Navy photo by Mass Communication Specialist Seaman Joshua Martin/Released). (<http://www.navy.mil/management/photodb/photos/060719-N-0209M-002.jpg>).

Approved for distribution:

October 2014



Dr. Barry Howell
Director, Warfare Capabilities and Employment Team
Operations and Tactics Analysis

This document represents the best opinion of CNA at the time of issue.
It does not necessarily represent the opinion of the Department of the Navy.

APPROVED FOR PUBLIC RELEASE. DISTRIBUTION UNLIMITED.

Copies of this document can be obtained through the Defense Technical Information Center at www.dtic.mil or contact CNA Document Control and Distribution Section at 703-824-2123.

Copyright © 2014 CNA

This work was created in the performance of Federal Government Contract Number N00014-11-D-0323. Any copyright in this work is subject to the Government's Unlimited Rights license as defined in DFARS 252.227-7013 and/or DFARS 252.227-7014. The reproduction of this work for commercial purposes is strictly prohibited. Nongovernmental users may copy and distribute this document in any medium, either commercially or noncommercially, provided that this copyright notice is reproduced in all copies. Nongovernmental users may not use technical measures to obstruct or control the reading or further copying of the copies they make or distribute. Nongovernmental users may not accept compensation of any manner in exchange for copies. All other rights reserved.

Contents

Introduction	1
Background.	1
Outline of this document	1
ISDB overview	3
Accessing the database.	3
Organization of the ISDB file	7
The Document tab	7
The Directory tab	7
DataTableOriginal	7
DataTableCopy	13
The Pivot Tables	13
Changes in database content for this quarter	25
Routine update of source data	25
Changes in the ship forces	25
Glossary	27
References	29
List of figures	35

This page intentionally left blank.

Introduction

Background

In this CNA Interactive Software document, we present the update of our Integrated Ship Database (ISDB) for the first quarter of calendar year 2013.

In this version of the ISDB, as in the previous ones, we bring together data on naval ships from several different online government sources into a single combined database tool. The ISDB makes ship data readily accessible for analysis and reporting. By continually maintaining and updating the database, we are better able to respond promptly to requests for information on ships from our sponsor,¹ from other CNA research scientists and analysts, and from others in government as well.

Since our initial version in 2005 [1], we have published 28 quarterly updates [2–29]. All are available online on the [Integrated Ship Database page](#) of CNA’s website, www.cna.org.

Outline of this document

We begin with a brief overview of the ISDB to orient you in a general way to the database. But if you are looking for details, please refer to the original 2005 user’s manual [1] and to the fourth quarter 2011 update [25]. In addition, the documentation of the second quarter 2012 update [27] discusses the changes we made due to the Military Sealift Command’s (MSC) organizational realignment of 2012 [30].

1. This work is being conducted as part of CNA’s Historic Fleet Employment Database Project, sponsored by the Deputy Chief of Naval Operations for Operations, Plans, and Strategy (N3/N5).

After the overview, we discuss our changes to the database because of modifications to the Naval Vessel Register (NVR), the MSC Ship Inventory, and the Maritime Administration's (MARAD) National Defense Reserve Fleet (NDRF) Inventory between January 1 and March 31, 2013.

Finally, we present ship counts and inventory summaries as of March 31, 2013.

ISDB overview

In this section, we present an overview of the Integrated Ship Database. We tell you where to find the database online and how to access it. Then we show how the Microsoft Excel database file is organized according to worksheet tabs for documentation, database navigation, data tables, and pivot tables for display and analysis.

Accessing the database

You can find all issues of the database on the Integrated Ship Database page on CNA's website (www.cna.org). The specific address for the main page for the database is <http://www.cna.org/centers/operations-tactics/ship-database> [31]. Figure 1 illustrates the main page.²

Figure 2 is a view of the bottom portion of the main page. It contains a list of the database products for calendar years 2012 and 2013, a link to the Database Archive, and a list of our data source organizations and respective points of contact.

Figure 3 shows the top portion of the Database Archive web page. Here you will find all our database products between September 2005 and December 2011.

2. Figures 1–3 display these web pages as of the time that this document was prepared. We update the ISDB web pages periodically, so depending on when you access the website, you may find some differences in details.

Figure 1. Main web page for the Integrated Ship Database

CNA
ANALYSIS & SOLUTIONS

Home > Solution Centers > Center for Naval Analyses > Operations & Tactics Analysis >

CNA Corporation's Integrated Ship Database

CNA Corporation's Integrated Ship Database contains selected information on particular ships throughout the fleet's history. The database has been compiled from authorized online U.S. Navy and U.S. government sources, including:

- › The Navy's Naval Vessel Register SHIPS website
- › The Military Sealift Command's Ship Inventory
- › The Naval History & Heritage Command's Dictionary of American Naval Fighting Ships (DANFS) and Ship History/Command Operations Reports
- › The Maritime Administration's National Defense Reserve Fleet (NDRF) Inventory Reports
- › The Navy Chief of Information's United States Navy Fact File

With the database, you can see the makeup of the Navy's Battleforce. You can find where ships are in their life cycle—authorized by Congress, under construction, in commission/in service, stricken from the Register, or disposed.

For additional detail on the layout of the database and for instructions on how to use it, please refer to our [overview](#) in the December 2011 update or our original 2005 [User's Manual](#).

CNA Corporation's Integrated Ship Database was developed and is maintained by senior research scientist Greg Suess, Ph.D. (703.824.2231) and associate advisor Lynette McClain (703.824.2855). If you have any questions, please contact us. We also welcome your thoughts and suggestions on improvements in this product.

Figure 2. Lower section of the main database page

2013

December 2013

- › [ISDB2013-12.xlsm](#) 

September 2013

- › [ISDB2013-09.xlsm](#) 

June 2013



- › [ISDB2013-06.xlsm](#) 

March 2013



- › [ISDB2013-03.xlsm](#) 

2012




December 2012

- › [ISDB2012-12.xlsm](#) 
- › [Documentation](#)  (CNA Interactive Software DIS-2014-U-006685-Final)



September 2012

- › [ISDB2012-09.xlsm](#) 
- › [Documentation](#)  (CNA Interactive Software DIS-2013-U-005782-Final)

June 2012

- › [ISDB2012-06.xlsm](#)  Excel Macro-Enabled Worksheet (For Excel 2007 and 2010)
- › [ISDB2012-06.xls](#)  Excel 97-2003 Worksheet (For Excel 2003, Excel 2007 in Compatibility Mode, and Excel 2010 in Compatibility Mode)
- › [Documentation](#)  (CNA Interactive Software DIS-2012-U-003585-Final)

March 2012

- › [ISDB2012-03.xlsm](#) 
- › [ISDB2012-03.xls](#) 

Database Archive

- › [Click here to view database updates from 2005 to 2011](#)

(This page was last updated on April 10, 2014)

Data Sources

- › **Naval Vessel Register**
NFSH_NNSY_NVR_CUSTODIAN@NAVY.MIL
- › **U.S. Navy Fact File**
Marie Tillery 202.433.0572
- › **National Defense Reserve Fleet Inventory**
Barbara Voulgaris
- › **Military Sealift Command Ship Inventory**
Kevin Mabon 202.685.5319
- › **Naval History and Heritage Command**
Dan Jones 202.433.6801

Figure 3. The Database Archive web page

Home > Solution Centers > CNA's Center for Naval Analyses > Operations & Tactics Analysis > Integrated Ship Database >










CNA's Integrated Ship Database

[Back to the Integrated Ship Database main page](#)









Database Archive

(This page was last updated on February 14, 2013)









2011

- › December 2011
 - › ISDB2011-12.xlsm  Excel Macro-Enabled Worksheet (For Excel 2007 and 2010)
 - › ISDB2011-12.xls  Excel 97-2003 Worksheet (For Excel 2003, Excel 2007 in Compatibility Mode, and Excel 2010 in Compatibility Mode)
 - › Documentation 
- › September 2011  and cover memo 
- › June 2011  and cover memo 
- › March 2011  and cover memo 









2010

- › December 2010  and cover memo 
- › September 2010  and cover memo 
- › June 2010  and cover memo 
- › March 2010  and cover memo 









2009

- › December 2009  and cover memo 
- › September 2009  and cover memo 
- › June 2009  and cover memo 
- › March 2009  and cover memo 









2008

- › December 2008  and cover memo 
- › September 2008  and cover memo 
- › June 2008  and cover memo 
- › March 2008  and cover memo 


2007

- › December 2007  and cover memo 
- › September 2007  and cover memo 
- › June 2007  and cover memo 
- › March 2007  and cover memo 

2006

- › December 2006  and cover memo 
- › September 2006  and cover memo 
- › June 2006  and cover memo 
- › March 2006  and cover memo 

2005

- › September 2005 

CNA's Center for Naval Analyses

- › Advanced Technology & Systems Analysis
- › China Studies
- › Marine Corps Division
- › Operations & Tactics Analysis
 - › Integrated Ship Database
 - › Database Archive
 - › Cyber Research
 - › Selected Studies
- › Operations Evaluation Group
- › Resource Analysis
- › Strategic Studies

Organization of the ISDB file

The Document tab

Upon opening the database file, you will see the view in figure 4. The graphic of the document cover contains an associated hyperlink for immediate access to the documentation. Double-click the graphic and the PDF document will immediately open, if you have the Adobe software installed on your computer. (If you don't, go to <http://get.adobe.com/reader/> to download the software.) The Document tab is the first of ten tabs in the file. You can see the tabs at the bottom of the workbook.

The Directory tab









Figure 5 shows the next tab in the file—the Directory tab. The Directory helps you navigate to the various tabs in the database.

DataTableOriginal

The DataTableOriginal tab contains all the data. See figure 6 for a view of the top portion of the sheet. The rows in the sheet are the records of the database, one row for each ship hull unit. The columns are the database fields.

The records

We have color-coded the records in the database to depict the various Status categories:

- Authorized for construction 
- Under construction 
- Active 
- Naval Reserve Force, Active 
- Special, miscellaneous 
- In reserve 
- Leased or loaned 
- Stricken 

8 Figure 4. The Document tab




Figure 5. The Directory tab










	A	B	C	D	E
1					
2					
3	The Database	DataTableOriginal Mar 13			
4					
5	Database Worksheet	DataTableCopy			
6					
7	Pivot Tables	The Basic Pivot Table			
8					
9		QuikLook Pivot Table on SECNAVINST 5030.8A Battleforce Ships			
10					
11		QuikLook Pivot Table on SECNAVINST 5030.8A Non-Battleforce Ships			
12					
13		QuikLook Pivot Table for NVR Ship Battle Forces			
14					
15		QuikLook Pivot Table for NVR Local Defense and Miscellaneous Support Forces			
16					
17		Ship Age PivotTable for Battleforce Ships			
18					
19					
20					
21					
22					
23					
24					
25					

The screenshot shows an Excel spreadsheet with a tab bar at the bottom. The active tab is 'The Directory'. Other tabs include 'The Document', 'DataTableOriginal Mar 13', 'DataTableCopy', and 'Basic PivotTable'. The spreadsheet content is as follows:

	A	B	C	D	E
1					
2					
3	The Database	DataTableOriginal Mar 13			
4					
5	Database Worksheet	DataTableCopy			
6					
7	Pivot Tables	The Basic Pivot Table			
8					
9		QuikLook Pivot Table on SECNAVINST 5030.8A Battleforce Ships			
10					
11		QuikLook Pivot Table on SECNAVINST 5030.8A Non-Battleforce Ships			
12					
13		QuikLook Pivot Table for NVR Ship Battle Forces			
14					
15		QuikLook Pivot Table for NVR Local Defense and Miscellaneous Support Forces			
16					
17		Ship Age PivotTable for Battleforce Ships			
18					
19					
20					
21					
22					
23					
24					
25					

Figure 6. DataTableOriginal

	A	B	C	D	E	F	G	H	I
1	Return to The Directory	Today is	Tuesday	April 15, 2014					
2	Ship Name	Abbrev	Prefix	Hull No. (NVR Link)	NVR Type	UIC	Status	Date	Class (Navy Fact)
3	JOHN FINN			DDG 113	DDG Guided Missile Destroyer	20010	Authorized, for US Navy construction	6/15/2011	DDG 51 Destroyers
4	RALPH JOHNSON			DDG 114	DDG Guided Missile Destroyer	50125	Authorized, for US Navy construction	9/26/2011	DDG 51 Destroyers
5	RAFAEL PERALTA			DDG 115	DDG Guided Missile Destroyer	50126	Authorized, for US Navy construction	9/26/2011	DDG 51 Destroyers
6	THOMAS HUDNER			DDG 116	DDG Guided Missile Destroyer	50137	Authorized, for US Navy construction	2/28/2012	DDG 51 Destroyers
7	MICHAEL MONSOOR			DDG 1000	DDG Guided Missile Destroyer	23189	Authorized, for US Navy construction	2/14/2008	DDG 1000 Destroyers
8	LYNDON B. JOHNSON			DDG 1002	DDG Guided Missile Destroyer	41653	Authorized, for US Navy construction	9/15/2011	DDG 1000 Destroyers
9	MILWAUKEE			LCS 5	LCS Littoral Combat Ship	20134	Authorized, for US Navy construction	12/29/2010	LCS Littoral Combat Ships / Fre
10	JACKSON			LCS 6	LCS Littoral Combat Ship	20135	Authorized, for US Navy construction	12/29/2010	LCS Littoral Combat Ships / Inde
11	MONTGOMERY			LCS 8	LCS Littoral Combat Ship	20137	Authorized, for US Navy construction	3/17/2011	LCS Littoral Combat Ships / Inde
12	LITTLE ROCK			LCS 9	LCS Littoral Combat Ship	20138	Authorized, for US Navy construction	3/16/2012	LCS Littoral Combat Ships / Fre
13	GABRIELLE GIFFORDS			LCS 10	LCS Littoral Combat Ship	20139	Authorized, for US Navy construction	3/16/2012	LCS Littoral Combat Ship / Inde
14	SIOUX CITY			LCS 11	LCS Littoral Combat Ship	20140	Authorized, for US Navy construction	3/16/2012	
15	OMAHA			LCS 12	LCS Littoral Combat Ship	20141	Authorized, for US Navy construction	3/16/2012	
16	TRIPOLI			LHA 7	LHA Amphibious Assault Ship (General Purpose)		Authorized, for US Navy construction	5/31/2012	LHA 6 Amphibious Assault Ship
17	JOHN P. MURTHA			LPD 26	LPD Amphibious Transport Dock	23182	Authorized, for US Navy construction	6/23/2009	LPD 17 Amphibious Transport D
18	LEWIS B. PULLER			MLP 3	MLP Mobile Landing Platform	41038	Authorized, for US Navy construction	2/26/2012	MLP 1 Mobile Landing Platform
19	WASHINGTON			SSN 787	SSN Submarine (Nuclear-Powered)	20182	Authorized, for US Navy construction	12/22/2008	SSN 774 Attack Submarines
20	ILLINOIS			SSN 788	SSN Submarine (Nuclear-Powered)	20181	Authorized, for US Navy construction	12/22/2008	SSN 774 Attack Submarines
21	COLORADO			SSN 789	SSN Submarine (Nuclear-Powered)	27190	Authorized, for US Navy construction	12/22/2008	SSN 774 Attack Submarines
22	INDIANA			SSN 789	SSN Submarine (Nuclear-Powered)	27161	Authorized, for US Navy construction	12/22/2008	SSN 774 Attack Submarines
23	SOUTH DAKOTA			SSN 790	SSN Submarine (Nuclear-Powered)	27162	Authorized, for US Navy construction	12/22/2008	SSN 774 Attack Submarines
24	DELAWARE			SSN 791	SSN Submarine (Nuclear-Powered)	27163	Authorized, for US Navy construction	12/22/2008	SSN 774 Attack Submarines
25	MILLINOCKET			JHSV 3	JHSV Joint High Speed Vessel	29786	Authorized, for US Navy construction	1/28/2010	JHSV 1 Joint High Speed Vessel
26	FALL RIVER			JHSV 4	JHSV Joint High Speed Vessel	29787	Authorized, for US Navy construction	10/29/2010	JHSV 1 Joint High Speed Vessel
27	RESOLUTE			JHSV 5	JHSV Joint High Speed Vessel	29788	Authorized, for US Navy construction	10/29/2010	JHSV 1 Joint High Speed Vessel
28	NO NAME			JHSV 6	JHSV Joint High Speed Vessel	29789	Authorized, for construction	6/30/2011	JHSV 1 Joint High Speed Vessel
29	COURAGEOUS			JHSV 7	JHSV Joint High Speed Vessel	29790	Authorized, for construction	6/30/2011	JHSV 1 Joint High Speed Vessel
30	SACRIFICE			JHSV 9	JHSV Joint High Speed Vessel	29792	Authorized, for US Navy construction	2/24/2012	JHSV 1 Joint High Speed Vessel
31	NO NAME			LPD 27	LPD Amphibious Transport Dock	3277A	Hull number assigned, authorized to be built, construction contract has not been awarded		LPD 17 Amphibious Transport D
32	MAURY			AGS 66	AGS Surveying Ship	10544	Under construction in US by Navy, unassigned to fleet	2/1/2011	AGS 80 Oceanographic Survey S
33	NEIL ARMSTRONG			AGOR 27	AGOR Oceanographic Research Ship	20175	Under construction in US by Navy, unassigned to fleet	8/17/2012	
34	GERALD R. FORD			CVN 78	CVN Multi-Purpose Aircraft Carrier (Nuclear-	23173	Under construction in US by Navy, unassigned to fleet	1/14/2009	CVN 78 Aircraft Carriers
35	ZUMWALT			DDG 1000	DDG Guided Missile Destroyer	20121	Under construction in US by Navy, unassigned to fleet	2/19/2009	DDG 1000 Destroyers
36	CHOCTAW COUNTY			JHSV 2	JHSV Joint High Speed Vessel	29785	Under construction in US by Navy, unassigned to fleet	9/13/2010	JHSV 1 Joint High Speed Vessel
37	CORONADO			LCS 4	LCS Littoral Combat Ship	20131	Under construction in US by Navy, unassigned to fleet	12/17/2009	LCS Littoral Combat Ships / Inde
38	DETROIT			LCS 7	LCS Littoral Combat Ship	20136	Under construction in US by Navy, unassigned to fleet	1/18/2012	LCS Littoral Combat Ships / Fre
39	AMERICA			LHA 6	LHA Amphibious Assault Ship (General Purpose)	20103	Under construction in US by Navy, unassigned to fleet	12/8/2008	LHA 6 Amphibious Assault Ship
40	SOMERSET	SOM		LPD 25	LPD Amphibious Transport Dock	23181	Under construction in US by Navy, unassigned to fleet	12/19/2009	LPD 17 Amphibious Transport D
41	MONTFORD POINT			MLP 1	MLP Mobile Landing Platform	41036	Under construction in US by Navy, unassigned to fleet	1/13/2012	MLP 1 Mobile Landing Platform
42	JOHN GLENN			MLP 2	MLP Mobile Landing Platform	41037	Under construction in US by Navy, unassigned to fleet	12/4/2012	MLP 1 Mobile Landing Platform
43	MINNESOTA	MIN		SSN 783	SSN Submarine (Nuclear-Powered)	20034	Under construction in US by Navy, unassigned to fleet	3/13/2007	SSN 774 Attack Submarines
44	NORTH DAKOTA			SSN 784	SSN Submarine (Nuclear-Powered)	20037	Under construction in US by Navy, unassigned to fleet	5/11/2012	SSN 774 Attack Submarines
45	JOHN WARNER			SSN 785	SSN Submarine (Nuclear-Powered)	20038	Under construction in US by Navy, unassigned to fleet	3/16/2013	SSN 774 Attack Submarines
46	CONSTITUTION		USS	"Old Ironsides"	Other	01024	Active, in commission	10/1/1971	"Old Ironsides"
47	PUEBLO	PBL	USS	AGER 2	AGER Environmental Research Ship	20256	Active, in commission	5/13/1967	AGER 2 Environmental Research
48	BUNKER HILL	BKH	USS	CG 52	CG Guided Missile Cruiser	21345	Active, in commission	9/20/1986	CG 47 Cruisers
49	MOBILE BAY	MOB	USS	CG 53	CG Guided Missile Cruiser	21346	Active, in commission	2/21/1987	CG 47 Cruisers
50	ANTIETAM	ANT	USS	CG 54	CG Guided Missile Cruiser	21387	Active, in commission	6/6/1987	CG 47 Cruisers
51	LEYTE GULF	LTG	USS	CG 55	CG Guided Missile Cruiser	21388	Active, in commission	9/26/1987	CG 47 Cruisers
52	SAN JACINTO	SJA	USS	CG 56	CG Guided Missile Cruiser	21389	Active, in commission	1/23/1988	CG 47 Cruisers
53	LAKE CHAMPLAIN	LKC	USS	CG 57	CG Guided Missile Cruiser	21428	Active, in commission	8/12/1988	CG 47 Cruisers
54	PHILIPPINE SEA	PSE	USS	CG 58	CG Guided Missile Cruiser	21429	Active, in commission	3/18/1989	CG 47 Cruisers
55	PRINCETON	PRN	USS	CG 59	CG Guided Missile Cruiser	21447	Active, in commission	2/11/1989	CG 47 Cruisers

- Donated as museum, memorial 
- Disposed 
- Lost, sunk 
- Military Sealift Command 
- MARAD/NDRF 
- Hull number assigned, not built 
- Reclassed 
- No NVR status 
- Historical from PMARS,³ DANFS,⁴ www.navy.mil 

The fields

Each record in the ISDB is made up of 32 fields:

- Ship Name
- Abbrev (for ship abbreviation, usually a trigraph)
- Prefix
- Hull number (with link to [NVR web page](#))
- NVR Type
- UIC (for Unit Identification Code)
- Status
- Date Status Changed
- Class (with link to [Navy Fact File](#))
- NVR Force

3. PMARS: MARAD's Property Management and Archive Record System

4. DANFS: Dictionary of American Naval Fighting Ships from the Naval History and Heritage Command (NHHC)

- 5030.8A Force
- 5030.8A Ship Category
- 5030.8A Ship Classification
- 5030.8A Ship Type
- [MSC Ship Link](#)
- MSC Type, with link to MSC Program page—e.g., to [Sealift \(PM5\) page](#)
- MARAD/NDRF Program-Type/Status (with link to [NDRF page](#))
- DANFS Entry (with link to [NHHC's DANFS ship page](#))
- Ship History Report (with link to [NHHC's Ship Histories/Command Operations Reports Index](#))
- Homeport (with link to [NVR Homeport page](#)) as of the end of March 2013
- Previous, Other Names
- Award Date
- Keel Date
- Launch Date
- Delivery Date
- Commission Date
- Age of the ship⁵
- Decommission/Out Of Action (OOA) Date
- Inactivation Date
- Stricken Date
- Date last updated
- Additional Comments, References

5. For commissioned ships, the age is the time between its delivery date and the latest date the Pivot Table was refreshed. For historical ships, the age is based on the delivery date and the decommission/OOA date. If either of these dates is unavailable, we use the commission date and/or the inactivation date, respectively.

DataTableCopy

We have protected the DataTableOriginal page to prevent unintentional data changes and maintain configuration control. With page protection, however, Microsoft Excel inhibits some features.

By copying DataTableOriginal into the blank DataTableCopy, all features are available. With this table, you can modify the contents of DataTableOriginal to suit your needs, while preserving the data table in its original form on the DataTableOriginal sheet.

The Pivot Tables

We've used Excel Pivot Tables to display the contents of the database in several different summary forms. Pivot Tables enable you to examine the contents of the database at varying levels of specificity.

The Basic Pivot Table

As shown in figure 7, the Basic Pivot Table presents a view of the makeup of the entire ISDB. There, you can see the distribution of the 3,172 ship records by Ship Status Group.

To demonstrate the ease and flexibility of pivot tables in Excel, we present a sequence from the fully compressed Basic Pivot Table in figure 7 to a fully expanded view of the Active Status Group in figure 10.

First, we need to filter the table to present only the Active Status Group. Click on the drop-down menu in cell A4. Figure 8 shows the drop-down menu for column A with only the Active Status Group selected. Click ok.

Figure 9 then displays how to expand the compressed Active Status Group into the specific individual ship Status type, NVR Ship Type, Hull Number, and Ship Name. A right-click in the Status Group cell produces the drop-down menu with which the entire Status Group field can be expanded. Figure 10 shows the top portion of the resulting expansion.

Figure 7. Basic Pivot Table

	A	B	C	D	E	F	G
1	Return to The Directory						
2							
3	Count of Ship Name						
4	Status Group	Status	NVR Type	Hull No.	Ship Name	Total	
5	Authorized					29	
6	Under construction					14	
7	Active					247	
8	Naval Reserve Force, Active					5	
9	In Reserve					14	
10	Leased					7	
11	Loan					2	
12	Stricken					102	
13	Disposed					1,976	
14	Special, Miscellaneous (MSC Chartered and MARAD/NDRF Ready Reserve Force (RRF))					58	
15	Military Sealift Command (MSC), Contract Operated					33	
16	Military Sealift Command (MSC), Naval Fleet Auxiliary Force					44	
17	Military Sealift Command (MSC), Special Mission Ships					16	
18	Military Sealift Command (MSC), in service (Sealift Program)					1	
19	Military Sealift Command (MSC), Not in NVR					14	
20	Other NVR					46	
21	Other Not in NVR					564	
22	Grand Total					3,172	
23							
24							
25							
26							
27							
28							

The Document / The Directory / DataTableOriginal_Mar 13 / DataTableCopy / Basic PivotTable / QuikLook_5030.8A Battleforce / QuikLook_NVR Ship |

Figure 8. Filtering on the Active Status Group using column A drop-down menu

The screenshot shows an Excel spreadsheet with a PivotTable. The PivotTable is filtered by the 'Active' status group. The PivotTable has the following data:

Status	NVR Type	Hull No.	Ship Name	Total
				29
				14
				247
				5
				14
				7
				2
				102
				1,976
				58
				33
				44
				16
				1
				14
				46
				564
				3,172

The filter menu is open, showing the following options:

- (Select All)
- Authorized
- Under construction
- Active
- Naval Reserve Force, Active
- In Reserve
- Stand Down
- Leased
- Loan

Figure 9. Expanding the entire Status Group field

The screenshot shows an Excel PivotTable with the following structure:

Status Group	NVR Type	Hull No. (NVR Link)	Ship Name	Total
Active				247
Grand Total				247

The context menu is open over the 'Status' field, showing the following options:

- Copy
- Format Cells...
- Refresh
- Sort
- Filter
- Subtotal "Status Group"
- Expand/Collapse**
 - Expand
 - Collapse
 - Expand Entire Field**
 - Collapse Entire Field
 - Collapse to "Status Group"
 - Expand to "Status"
 - Expand to "NVR Type"
 - Expand to "Hull No.(NVR Link)"
 - Expand to "Ship Name"
- Group...
- Ungroup...
- Move
- Remove "Status Group"
- Field Settings...
- PivotTable Options...
- Show Field List

Figure 10. Top portion of fully expanded Basic Pivot Table

	A	C	D	E	F	G
1	Return to The Directory					
2						
3	Count of Ship Name					
4	Status Group	NVR Type	Hull No.	Ship Name	Total	
5	Active	AGER Environmental Research Ship	AGER 2	PUEBLO	1	
6		CVN Multi-Purpose Aircraft Carrier	CVN 68	NIMITZ	1	
7			CVN 69	DWIGHT D. EISENHOWER	1	
8			CVN 70	CARL VINSON	1	
9			CVN 71	THEODORE ROOSEVELT	1	
10			CVN 72	ABRAHAM LINCOLN	1	
11			CVN 73	GEORGE WASHINGTON	1	
12			CVN 74	JOHN C. STENNIS	1	
13			CVN 75	HARRY S. TRUMAN	1	
14			CVN 76	RONALD REAGAN	1	
15			CVN 77	GEORGE H. W. BUSH	1	
16		CG Guided Missile Cruiser	CG 52	BUNKER HILL	1	
17			CG 53	MOBILE BAY	1	
18			CG 54	ANTIETAM	1	
19			CG 55	LEYTE GULF	1	
20			CG 56	SAN JACINTO	1	
21			CG 57	LAKE CHAMPLAIN	1	
22			CG 58	PHILIPPINE SEA	1	
23			CG 59	PRINCETON	1	
24			CG 60	NORMANDY	1	
25			CG 61	MONTEREY	1	
26			CG 62	CHANCELLORSVILLE	1	
27			CG 63	COWPENS	1	
28			CG 64	GETTYSBURG	1	
29			CG 65	CHOSIN	1	
30			CG 66	HUE CITY	1	
31			CG 67	SHILOH	1	
32			CG 68	ANZIO	1	
33			CG 69	VICKSBURG	1	
34			CG 70	LAKE ERIE	1	
35			CG 71	CAPE ST. GEORGE	1	
36			CG 72	VELLA GULF	1	
37			CG 73	PORT ROYAL	1	
38		DDG Guided Missile Destroyer	DDG 100	KIDD	1	
39			DDG 101	GRIDLEY	1	
40			DDG 102	SAMPSON	1	
41			DDG 103	TRUXTUN	1	
42			DDG 104	STERETT	1	
43			DDG 105	DEWEY	1	
44			DDG 106	STOCKDALE	1	
45			DDG 107	GRAVELY	1	
46			DDG 108	WAYNE E. MEYER	1	
47			DDG 109	JASON DUNHAM	1	
48			DDG 110	WILLIAM P. LAWRENCE	1	
49			DDG 111	SPRUANCE	1	
50			DDG 112	MICHAEL MURPHY	1	
51			DDG 51	ARLEIGH BURKE	1	
52			DDG 52	BARRY	1	
53			DDG 53	JOHN PAUL JONES	1	
54			DDG 54	CURTIS WILBUR	1	
55			DDG 55	STOUT	1	

The QuikLook Pivot Tables

The QuikLook Pivot Tables present the compositions and counts of ships according to two different conventions that define Navy, MSC, and NDRF forces.

The first convention is specified in the Secretary of the Navy's Instruction 5030.8A on *General Guidance for the Classification of Naval Vessels and Battleforce Ship Counting* [32].⁶ At the highest level, Instruction 5030.8A distinguishes between Battleforce and Non-Battleforce ships.

The second convention is that used by the Naval Vessel Register in its database field named "Force." This convention was formerly used for Navy budgeting, planning, and programming [34]. At the highest level, ships are assigned to either the Ship Battle Forces⁷ or to the Local Defense and Miscellaneous Support Forces.

QuikLook_5030.8A Battleforce. Figure 11 shows the composition of the 5030.8A Battleforce by Ship Category, Ship Classification, and Ship Type as defined in this instruction.

QuikLook_NVR Ship Battle Force. The makeup of the NVR Ship Battle Force is by NVR Force, Status Group, Status, and Ship Type, as shown in figure 12.

Quiklook 5030.8A Non-Battleforce. Figure 13 shows the organization of the Non-Battleforce ships according to the 5030.8A Instruction in this Pivot Table.

QuikLook_NVRLocDef&MiscSptForce. The composition of the Local Defense and Miscellaneous Support Forces of the NVR convention is displayed in figure 14.

-
6. In March 2014, SECNAV INSTRUCTION 5030.8A was superseded by INSTRUCTION 5030.8B [33]. In this document, we retain 5030.8A as the standard since it was in effect during the data period of interest.
 7. Over the years, the term, "Battle Force," has been defined differently and has taken different forms (as in the previous paragraph, "Battleforce") in the various ship classification and counting schemes. To emphasize the existence of these differences and hopefully minimize ambiguity, we retain the forms used in the respective source documents cited here.

Figure 11. Composition of the 5030.8A Battleforce by ship classification and ship type as displayed in the *QuikLook_5030.8A Battleforce* Pivot Table

Count of Ship Name	5030.8A Ship Category	5030.8A Ship Classification	5030.8A Ship Type	Hull No.	Ship Name	Total
	Combatant Ship	Warship/Aircraft Carrier	Conventional Take Off and Landing Aircraft Carriers/Multi-purpose Aircraft Carrier (nuclear-powered)			10
		Warship/Surface Combatant	Cruisers/Guided Missile Cruiser			22
			Destroyers/Guided Missile Destroyer			62
			Frigates/Guided Missile Frigate			18
			Littoral Combat Ship/Littoral Combat Ship			3
		Warship/Submarine	Attack Submarines/Submarine (nuclear-powered)			54
			Ballistic Missile Submarines/Ballistic Missile Submarine (nuclear-powered)			14
			Guided Missile Submarines/Guided Missile Submarine (nuclear-powered)			4
		Warship/Amphibious Warfare	Amphibious Helicopter and Landing Craft Carriers/Amphibious Assault Ship (general purpose)			1
			Amphibious Helicopter and Landing Craft Carriers/Amphibious Assault Ship (multi-purpose)			8
			Amphibious Helicopter and Landing Craft Carriers/Amphibious Transport Dock			9
			Landing Craft Carriers/Dock Landing Ship			12
		Other Combatant/Combat Logistics	Underway Replenishment/Fast Combat Support Ship			4
			Underway Replenishment/Ammunition Ship			1
			Underway Replenishment/Dry Cargo and Ammunition Ship			14
			Underway Replenishment/Oiler			15
		Other Combatant/Fleet Support	Command/Command Ship			2
			Fleet Ocean Tugs/Fleet Ocean Tugs			4
			Material Support/Submarine Tender			2
			Salvage Ships/Salvage Ships			4
			Surveillance/Surveillance			5
			Seabasing Support/Afloat Forward Staging Base (Interim)			1
			Sea Base Connector/Joint High Speed Vessel			1
		Other Combatant/Mine Warfare Type Ships	Mine Countermeasures Ships/Mine Countermeasures Ship			13
	Combatant Ship Total					283
Grand Total						283

Figure 12. Makeup of the Ship Battle Forces as displayed in the *QuikLook_NVR Ship Battle Force* Pivot Table

Count of Ship Name	NVR Force	Status Group	Status	NVR Type	Hull No. (NVR Link)	Ship Name	Total
	Battle Force	Active	Active, in commission	CVN Multi-Purpose Aircraft Carrier (Nuclear-Propulsion)			10
				CG Guided Missile Cruiser			22
				DDG Guided Missile Destroyer			62
				FFG Guided Missile Frigate			13
				LCC Amphibious Command Ship			1
				LCS Littoral Combat Ship			3
				LHA Amphibious Assault Ship (General Purpose)			1
				LHD Amphibious Assault Ship (Multi-Purpose)			8
				LPD Amphibious Transport Dock			7
				LSD Dock Landing Ship			12
				MCM Mine Countermeasures Ship			13
				SSBN Ballistic Missile Submarine (Nuclear-Powered)			14
				SSN Submarine (Nuclear-Powered)			54
				SSBN Ballistic Missile Submarine (Nuclear-Powered) / SSGN Guided Missile Submarine (Nuclear-Powered)			4
			Active, in service	LPD Amphibious Transport Dock			2
			Active, in commission / Military Sealift Command (MSC) (Service Support Program)	LCC Amphibious Command Ship			1
		Military Sealift Command (MSC), Naval Fleet Auxiliary Force	Military Sealift Command (MSC) Naval Fleet Auxiliary Force (Combat Logistics Force)	AFSB Afloat Forward Staging Base Interim			1
				T-AE Ammunition Ship			1
				T-AO Oiler			15
				T-AOE Fast Combat Support Ship			4
				T-AKE Dry Cargo and Ammunition Ship			14
		Military Sealift Command (MSC), in service (Sealift Program)	Military Sealift Command (MSC), in service (Sealift Program)	JHSV Joint High Speed Vessel			1
	Mobilization Cat. A	Naval Reserve Force, Active	Naval Reserve Force, Active	FFG Guided Missile Frigate			5
	Support Force	Active	Active, in commission / Military Sealift Command (MSC) (Service Support Program)	AS Submarine Tender			2
		Military Sealift Command (MSC), Naval Fleet Auxiliary Force	Military Sealift Command (MSC) Naval Fleet Auxiliary Force (Service Support Program)	T-ARS Salvage Ship			4
				T-ATF Fleet Ocean Tug			4
		Military Sealift Command (MSC), Special Mission Ships	Military Sealift Command (MSC), Special Mission Ships (Special Mission Program)	T-AGOS Ocean Surveillance Ship			5
	Grand Total						283

Figure 13. 5030.8A Non-Battleforce composition as displayed in the *QuikLook_5030.8A NonBattleForce* Pivot Table

	A	B	C	D	E	F	G
1	Return to The Directory						
2	Count of Ship Name						
3	5030.8A Force	5030.8A Ship Category	5030.8A Ship Classification	5030.8A Ship Type	Hull No.	Ship Name	Total
4	Non-Battleforce	Combatant Craft	Patrol Combatant	Patrol Ships/Patrol Coastal			13
5		Auxiliary Ship	Auxiliary/Support Type Ship	Other Auxiliaries/Cable Repairing Ship			1
6				Other Auxiliaries/Cargo Ship			11
7				Other Auxiliaries/Hospital Ship			2
8				Other Auxiliaries/Missile Range Instrumentation Ship			1
9				Other Auxiliaries/Oceanographic Research Ship			7
10				Other Auxiliaries/Vehicle Cargo Ship			19
11				Other Auxiliaries/Transport Oiler			1
12	Grand Total						55
13							
14							
15							
16							
17							

Figure 14. QuikLook Pivot Table for the Local Defense and Miscellaneous Support Forces of the NVR convention, *QuikLook_NVRLocDef&MiscSptForce*.

Count of Ship Name	NVR Force	Status Group	Status	NVR Type	Hull No. (NVR Lin)	Ship Nar	Total
	⊖ Auxiliary	⊖ Active	⊖ Active, in commission	⊖ PC Patrol Coastal			13
		⊖ Military Sealift Command (MSC), Special Mission Ships	⊖ Military Sealift Command (MSC), Special Mission Ships (Special Mission Program)	⊖ T-AGS Surveying Ship			7
				⊖ T-AGM Missile Range Instrumentation Ship			1
			⊖ Military Sealift Command (MSC), Special Mission Ships (Service Support Program)	⊖ T-ARC Cable Repairing Ship			1
	⊖ Strategic Sealift	⊖ Military Sealift Command (MSC), Naval Fleet Auxiliary Force	⊖ Military Sealift Command (MSC) Naval Fleet Auxiliary Force (Service Support Program)	⊖ T-AH Hospital Ship			2
		⊖ Special, Miscellaneous	⊖ Special, chartered by MSC, listed here as part of the U.S. Navy Ship Forces. (Prepositioning Program)	⊖ AK Cargo Ship			3
			⊖ Special, chartered by MSC, listed here as part of the U.S. Navy Ship Forces. (Sealift Program)	⊖ AG Miscellaneous			1
			⊖ Special, chartered by MSC, listed here as part of the U.S. Navy Ship Forces. / Former MSC	⊖ AK Cargo Ship			1
			⊖ Special, MARAD titled ship, assigned to the Ready Reserve Force (RRF), listed here as part of the U.S. Navy Ship Forces. (Prepositioning Program)	⊖ AVB Aviation Logistic Support Ship			2
			⊖ Special, MARAD titled ship, assigned to the Ready Reserve Force (RRF), listed here as part of the U.S. Navy Ship Forces. (Sealift Program)	⊖ ACS Auxiliary Crane Ship			6
				⊖ AK Cargo Ship			2
				⊖ AKR Vehicle Cargo Ship			37
				⊖ AOT Transport Oiler			1
			⊖ Special, MARAD titled ship, assigned to the Ready Reserve Force (RRF), listed here as part of the U.S. Navy Ship Forces. / Former MSC	⊖ AK Cargo Ship			1
		⊖ Military Sealift Command (MSC), Contract Operated	⊖ Military Sealift Command (MSC), in service, contract operated (Prepositioning Program)	⊖ T-AK Cargo Ship			11
				⊖ T-AKR Vehicle Cargo Ship			9
				⊖ T-AOT Transport Oiler			1
			⊖ Military Sealift Command (MSC), in service, contract operated (Sealift Program)	⊖ T-AKR Vehicle Cargo Ship			10
		⊖ Disposed	⊖ Disposed of by Navy title transfer to the Maritime Administration	⊖ AOT Transport Oiler			3
Grand Total							115

ShipAge Pivot Table

The final pivot table in the data file is named *ShipAge Pivot Table*. You can see the opening view of the table in figure 15. This table presents the age-of-ship data for Battleforce ships, organized using the 5030.8A ship-type groups. The ages displayed in the table are either: (1) the ages computed as of the date when the database was finalized, or (2) the ages as of the last “Refresh” of the Pivot Table.

To refresh the ship age calculation, you can right-click anywhere on the table and select “Refresh.” Or you can go to the Data tab in the menu bar and use the “Refresh All” button. Refreshing the age calculations will not account for decommissionings that may have occurred since the end of the first quarter of CY 2013.

The pivot table shows the number of ships within each group, the average age of ships in the group, the age of the oldest ship, and the age of the newest ship delivered.

Figure 15. View of the Ship-Age Pivot Table

	A	B	C	D	E	F	G	H	I	J	K
1	Return to The Directory										
2											
3											
4	5030.8A Force	5030.8A Ship Category	5030.8A Ship Classification	5030.8A Ship Type	Hull No.	Ship Name	Delivery Date	Data			
5	⊖ Battleforce	⊖ Combatant Ship	⊖ Warship/Aircraft Carrier	⊖ Conventional Take Off and Landing Aircraft Carriers/Multi-purpose Aircraft Carrier (nuclear-powered)				Count of Age	Average of Age	Max of Age	Min of Age
6								10	23.3	39.2	5.1
7											
8											
9											
10											
11											
12											
13											
14											
15											
16											
17											
18											
19											
20											
21											
22											
23											
24											
25											
26											
27											
28											
29											
30											
31											
32											
33											
34											
35											
36											
37	Grand Total	Combatant Ship Total						283	20.0	45.7	1.5
38											
39											

Changes in database content for this quarter

Routine update of source data

We modified the database to account for the changes in our three major data sources through the quarter. As mentioned earlier, our sources include: (1) the NVR [35], (2) MSC's Ship Inventory [36], and (3) MARAD's NDRF Inventory [37].

We obtained the data from NVR by email [38], from MSC's Ship Inventory "Show changes" web site [39], and from MARAD's monthly reports on the NDRF Inventory [40–42].

Changes in the ship forces

SECNAVINST 5030.8A Battleforce decreases to 283 ships

During the first quarter of 2013, the number of ships in the Battleforce as defined in SECNAVINST 5030.8A decreased from 288 to 283 ships because five ships were decommissioned:

- USS *Guardian* (MCM 5) on February 15
- USS *Curts* (FFG 38) on February 27
- USS *Underwood* (FFG 36) on March 8
- USS *Carr* (FFG 52) on March 13
- USS *Klaking* (FFG 42) on March 22

Figure 11 shows the composition of the Battleforce at the end of the quarter by the classification scheme in the 5030.8A Instruction.

We verified the count and the changes against the Navy Operations Center's "OPNOTES/Worldwide Navy Distribution" and "CNO's Current Ops Brief" products [43], and the Ship Management Information System (iSMIS) Manager's report of the Total Battleforce Count [44].

NVR Ship Battle Forces at 283 ships

The composition of the Ship Battle Forces according to NVR's ship classification system as presented in ISDB's *Quiklook_NVR Ship Battle Force* Pivot Table is shown in figure 12. The ships included here are the same as in the 5030.8A Battleforce. But the two ship classification schemes are different. A comparison of the two systems can be found in the documentation accompanying the December 2011 ISDB update [25].

SECNAVINST 5030.8A Non-Battleforce ship count at 55

During the first quarter the Navy's Non-Battleforce fleet was unchanged. The makeup of the force from our *QuikLook_5030.8A_NonBattleForce* Pivot Table is shown in figure 13. Our data are consistent with the Navy Ship Annual Supplemental Data Tables (SASDT) of June 2012 [45] and July 2013 [46].

NVR Local Defense and Miscellaneous Support Forces at 115 ships

According to the NVR's classification scheme, ships not in the Ship Battle Forces may fall into its Local Defense and Miscellaneous Support Forces organization. The ships in these forces include the ships in the 5030.8A Non-Battleforce. They also include ships in the Ready Reserve Force, reported in MARAD's National Defense Reserve Fleet Inventory reports. Figure 14 shows the makeup of these forces from our *Quiklook_NVRLocDef&MiscSptForce* Pivot Table.

Glossary

DANFS	Dictionary of American Naval Fighting Ships
ISDB	Integrated Ship Database
iSMIS	iSMIS Management Information System
MARAD	Maritime Administration
MSC	Military Sealift Command
NAVSEA	Naval Sea Systems Command
NAVSHIPSO	NAVSEA Shipbuilding Support Office
NDRF	National Defense Reserve Fleet
NHHC	Naval History and Heritage Command
NVR	Naval Vessel Register
OOA	Out of action
PCU	Pre-Commissioning Unit
PMARS	Property Management and Archive Record System
RRF	Ready Reserve Force
SASDT	Ship Annual Supplemental Data Table Ship and Aircraft Supplemental Data Table
SECNAVINST	Secretary of the Navy Instruction
UIC	Unit Identification Code
USNS	United States Naval Ship
USS	United States Ship

This page intentionally left blank.

References

- [1] Gregory N. Suess and Lynette A. McClain. *CNA Integrated Ship Database — A Rapid-Access Database of Naval Ship Information — A User's Manual*. CNA Interactive Software D0012061.A2/Final. Dec. 2005.
- [2] Lynette A. McClain and Gregory N. Suess. *CNA Integrated Ship Database —1st Quarter 2006 Update*. CNA Interactive Software D0014118.A2/1 Rev. Jun. 2006.
- [3] Lynette A. McClain and Gregory N. Suess. *The Integrated Ship Database — A Rapid-Access Database of Naval Ship Information — 2nd Quarter 2006 Update*. CNA Interactive Software D0014623.A1/Final. Jul. 2006.
- [4] Lynette A. McClain, Rhea Stone, and Gregory N. Suess. *CNA Integrated Ship Database —3rd Quarter 2006 Update*. CNA Interactive Software D0015105.A1/Final. Nov. 2006.
- [5] Lynette A. McClain and Gregory N. Suess. *The Integrated Ship Database — A Rapid-Access Database of Naval Ship Information — 4th Quarter 2006 Update*. CNA Interactive Software D0015929.A1/Final. Mar. 2007.
- [6] Gregory N. Suess and Lynette A. McClain. *CNA Integrated Ship Database —1st Quarter 2007 Update*. CNA Interactive Software D0016808.A1/Final. Mar. 2007.
- [7] Gregory N. Suess and Lynette A. McClain. *CNA Integrated Ship Database —2nd Quarter 2007 Update*. CNA Interactive Software D0017179.A1/Final. Nov. 2007.
- [8] Lynette A. McClain and Gregory N. Suess. *CNA Integrated Ship Database —3rd Quarter 2007 Update/Revision 1*. CNA Interactive Software D0017516.A2/1Rev. Jun. 2008.

- [9] Gregory N. Suess and Lynette A. McClain. *CNA Integrated Ship Database — A Rapid-Access Database of Naval Ship Information — 4th Quarter 2007 Update*. CNA Interactive Software D0018137.A1/Final. May 2008.
- [10] Gregory N. Suess, Lynette A. McClain, and Rhea Stone. *The Integrated Ship Database — 1st Quarter 2008 Update*. CNA Interactive Software D0018503.A1/Final. Jul. 2008.
- [11] Gregory N. Suess, Lynette A. McClain, and Rhea Stone. *The Integrated Ship Database — A Rapid-Access Database of Naval Ship Information — 2nd Quarter 2008 Update*. CNA Interactive Software D0019364.A1/Final. Dec. 2008.
- [12] Gregory N. Suess, Lynette A. McClain, and Rhea Stone. *The Integrated Ship Database — A Rapid-Access Database of Naval Ship Information — 3rd Quarter 2008 Update*. CNA Interactive Software D0020028.A1/Final. Jan. 2009.
- [13] Gregory N. Suess, Lynette A. McClain, and Rhea Stone. *CNA Integrated Ship Database — A Rapid-Access Database of Naval Ship Information — 4th Quarter 2008 Update*. CNA Interactive Software D0020572.A1/Final. Jun. 2009.
- [14] Gregory N. Suess, Lynette A. McClain, and Rhea Stone. *The Integrated Ship Database — A Rapid-Access Database of Naval Ship Information — 1st Quarter 2009 Update*. CNA Interactive Software D0021241.A1/Final. Nov. 2009.
- [15] Gregory N. Suess, Lynette A. McClain, and Rhea Stone. *The Integrated Ship Database — A Rapid-Access Database of Naval Ship Information — 2nd Quarter 2009 Update*. CNA Interactive Software D0022133.A1/Final. Feb. 2010.
- [16] Gregory N. Suess, Lynette A. McClain, and Rhea Stone. *The Integrated Ship Database — A Rapid-Access Database of Naval Ship Information — 3rd Quarter 2009 Update*. CNA Interactive Software D0022915.A1/Final. Jun. 2010.
- [17] Gregory N. Suess, Lynette A. McClain, and Rhea Stone. *CNA Integrated Ship Database — A Rapid-Access Database of Naval Ship*

- Information — 4th Quarter 2009 Update*. CNA Interactive Software D0023209.A1/Final. Aug. 2010.
- [18] Gregory N. Suess, Lynette A. McClain, and Rhea Stone. *The Integrated Ship Database — A Rapid-Access Database of Naval Ship Information — 1st Quarter 2010 Update*. CNA Interactive Software D0023390.A1/Final. Aug. 2010.
- [19] Gregory N. Suess, Lynette A. McClain, and Rhea Stone. *The Integrated Ship Database — A Rapid-Access Database of Naval Ship Information — 2nd Quarter 2010 Update*. CNA Interactive Software D0023561.A1/Final. Sep. 2010.
- [20] Gregory N. Suess, Lynette A. McClain, and Rhea Stone. *The Integrated Ship Database — A Rapid-Access Database of Naval Ship Information — 3rd Quarter 2010 Update*. CNA Interactive Software D0024010.A2/1Rev. Dec. 2010.
- [21] Gregory N. Suess, Lynette A. McClain, and Rhea Stone. *The Integrated Ship Database — A Rapid-Access Database of Naval Ship Information — 4th Quarter 2010 Update*. CNA Interactive Software D0025190.A2/1Rev. Jun. 2011.
- [22] Gregory N. Suess, Lynette A. McClain, and Rhea Stone. *The Integrated Ship Database — A Rapid-Access Database of Naval Ship Information — 1st Quarter 2011 Update*. CNA Interactive Software D0025589.A2/1Rev. Sep. 2011.
- [23] Gregory N. Suess, Lynette A. McClain, and Rhea Stone. *The Integrated Ship Database — A Rapid-Access Database of Naval Ship Information — 2nd Quarter 2011 Update*. CNA Interactive Software D0025797.A1/Final. Sep. 2011.
- [24] Gregory N. Suess, Lynette A. McClain, and Rhea Stone. *The Integrated Ship Database — A Rapid-Access Database of Naval Ship Information — 3rd Quarter 2011 Update*. CNA Interactive Software D0026455.A1/Final. Jan. 2012.
- [25] Gregory N. Suess, Lynette A. McClain, and Rhea Stone. *CNA's Integrated Ship Database — Fourth Quarter 2011 Update*. CNA Interactive Software DIS-2012-U-000992-Final. Sep. 2012.

- [26] Gregory N. Suess and Lynette A. McClain. *CNA's Integrated Ship Database — First Quarter 2012 Update*. CNA Interactive Software DIS-2012-U-002787-Final. Oct. 2012.
- [27] Gregory N. Suess and Lynette A. McClain. *CNA's Integrated Ship Database — Second Quarter 2012 Update*. CNA Interactive Software DIS-2012-U-003585-Final. Jan. 2013.
- [28] Gregory N. Suess, Lynette A. McClain and Linette O. Neal. *CNA's Integrated Ship Database — A Rapid-Access Database of Naval Ship Information — Third Quarter CY 2012 Update*. CNA Interactive Software DIS-2013-U-005782-Final. Nov. 2013.
- [29] Gregory N. Suess and Lynette A. McClain. *CNA's Integrated Ship Database — Fourth Quarter CY 2012 Update*. CNA Interactive Software DIS-2014-U-006685-Final. Mar. 2014.
- [30] Military Sealift Command Public Affairs. "Military Sealift Command Reorganizes to Increase Efficiency/Cut Costs." Navy News Story NNS120109-10. Jan. 9, 2012, last accessed Jan. 3, 2013, at http://www.navy.mil/submit/display.asp?story_id=64680.
- [31] "Integrated Ship Database." *CNA Analysis and Solutions*, last accessed Jul. 30, 2014, at <http://www.cna.org/centers/operations-tactics/ship-database>.
- [32] SECNAV INSTRUCTION 5030.8A. *General Guidance for the Classification of Naval Vessels and Battleforce Ship Counting*. Feb. 8, 2011, last accessed Apr. 17, 2014, at <http://doni.daps.dla.mil/Directives/05000%20General%20Management%20Security%20and%20Safety%20Services/05-00%20General%20Admin%20and%20Management%20Support/5030.8A.pdf>.
- [33] SECNAV INSTRUCTION 5030.8B. *General Guidance for the Classification of Naval Vessels and Battle Force Ship Counting Procedures*. Mar. 7, 2014, last accessed Apr. 17, 2014, at <http://doni.daps.dla.mil/Directives/>

[05000%20General%20Management%20Security%20and%20Safety%20Services/05-00%20General%20Admin%20and%20Management%20Support/5030.8B.pdf](#).

- [34] CAPT R.N. Alderson, Branch Head (OPNAV N8F1), Warfare-Integration and Programming. Memorandum for distribution. Subject: Department of the Navy Ships and Aircraft Supplemental Data Tables (SASDT) w/ Encl: (1) Official FY2009 – FY2020 Battle Force and Local Defense Ships Inventory Tables as Incorporated in SASDT. Date: Feb. 15, 2008.
- [35] NAVSEA Shipbuilding Support Office (NAVSHIPSO). *NAVAL VESSEL REGISTER — The Official Inventory of U.S. Naval Ships and Service Craft*, last updated Jan. 13, 2014, last accessed Jan. 17, 2014, at <http://www.nvr.navy.mil/>.
- [36] Military Sealift Command. “MSC Ship Inventory.” *Military Sealift Command — Ship Inventory*, last accessed Jan. 17, 2014, at <http://www.msc.navy.mil/inventory/>.
- [37] U.S. Department of Transportation, Maritime Administration, “National Defense Reserve Fleet.” Last accessed Jan. 17, 2014 at http://www.marad.dot.gov/ships_shipping_landing_page/national_security/ship_operations/national_defense_reserve_fleet/national_defense_reserve_fleet.htm.
- [38] Email from Keith Bonham, NVR HELPDESK, NAVSEA Shipbuilding Support Office. Subject: Ticket Number 878 - Quarterly Extract. Apr. 1, 2013, NFSH_NNSY_NVR_CUSTODIAN@navy.mil.
- [39] Military Sealift Command. “Ship Inventory > Changes.” *Military Sealift Command — Ship Inventory*, last updated May 29, 2013, last accessed Sep. 25, 2013, at <http://www.msc.navy.mil/inventory/changes.asp>.

- [40] U.S. Department of Transportation, Maritime Administration, Division of Sealift Operations (MAR-612). *National Defense Reserve Fleet Ship Inventory For the Month Ending January 31, 2013*, Feb. 5, 2013, last accessed Jan. 10, 2014, at <http://www.marad.dot.gov/documents/il30131.pdf>.
- [41] U.S. Department of Transportation, Maritime Administration, Division of Sealift Operations (MAR-612). *National Defense Reserve Fleet Ship Inventory For the Month Ending February 28, 2013*, Mar. 7, 2013, last accessed Jan. 10, 2014, at <http://www.marad.dot.gov/documents/il30228.pdf>.
- [42] U.S. Department of Transportation, Maritime Administration, Division of Sealift Operations (MAR-612). *National Defense Reserve Fleet Ship Inventory For the Month Ending March 31, 2013*, Apr. 3, 2013, last accessed Jan. 10, 2014, at <http://www.marad.dot.gov/documents/il30331.pdf>.
- [43] Navy Operations Center. *Navy Operations Center—The Pentagon*. Secret, Mar. 28, 2013, last accessed Apr. 1, 2013 at <https://quickplace.cno.navy.smil.mil/QuickPlace/noc/Main.nsf>.
- [44] Email from Tanya Horsey, Ship Management Information System (iSMIS) Manager, OPNAV N9I. Subject: Today's Battleforce Count - 22 Mar 2013. Mar. 22, 2013.
- [45] Steve Dreiss, SCN Manager (OPNAV N9I), Warfare Integration. Memorandum for distribution. Subject: Department of the Navy Ship Annual Supplemental Data Tables (SASDT) w/ Encl: (1) PB13 SASDT outlining the Navy's Battle Force and Non-Battle Force Ships Inventory Data Tables. Date: Jun. 5, 2012.
- [46] Steve Dreiss, SCN Manager (OPNAV N9I), Warfare Integration. Memorandum for distribution. Subject: Department of the Navy Ship Annual Supplemental Data w/ Encl: (1) PB14 SASDT outlining the Navy's Battle Force and Non-Battle Force Ships Inventory Data Tables. Date: Jul. 10, 2013

List of figures

Figure 1. Main web page for the Integrated Ship Database	4
Figure 2. Lower section of the main database page	5
Figure 3. The Database Archive web page	6
Figure 4. The Document tab	8
Figure 5. The Directory tab	9
Figure 6. DataTableOriginal.	10
Figure 7. Basic Pivot Table.	14
Figure 8. Filtering on the Active Status Group using column A drop-down menu	15
Figure 9. Expanding the entire Status Group field.	16
Figure 10. Top portion of fully expanded Basic Pivot Table	17
Figure 11. Composition of the 5030.8A Battleforce by ship classification and ship type as displayed in the <i>QuikLook_5030.8A Battleforce</i> Pivot Table	19
Figure 12. Makeup of the Ship Battle Forces as displayed in the <i>QuikLook_NVR Ship Battle Force</i> Pivot Table	20
Figure 13. 5030.8A Non-Battleforce composition as displayed in the <i>QuikLook_5030.8A NonBattleForce</i> Pivot Table	21

Figure 14. QuikLook Pivot Table for the Local Defense and Miscellaneous Support Forces of the NVR convention, <i>QuikLook_NVRLocDef&MiscSptForce</i>	22
Figure 15. View of the Ship-Age Pivot Table	24

