

Shallow-Water Reverberation

J. X. Zhou

School of Mechanical Engineering

Georgia Institute of Technology

Atlanta, Georgia 30332-0405

phone: (404) 894-6793 fax: (404) 894-7790 e-mail: jixun.zhou@me.gatech.edu

Award Number: N00014-97-1-0170

Thrust Category: Shallow-Water Acoustics

LONG-TERM GOALS

The long-term goals of this work are: to develop a theoretical model for predicting the reverberation in shallow water, to derive both small-angle seabed reflectivity and scattering strength from reverberation data at low frequency, and to understand the physical mechanism of sea bottom scattering.

SCIENTIFIC OBJECTIVES

The scientific objective of this research is to investigate the effects of the sea bottom on sound propagation, reverberation and signal coherence in shallow water for a frequency range of 100 Hz-3000 Hz. Our specific objectives are (I) to simultaneously measure acoustic data and geologic and geophysical data at carefully chosen sea areas. (II) to derive sound velocity and attenuation in sediments from sound propagation. And (III) to characterize the seabottom scattering function from reverberation measurements.

BACKGROUND

Ocean acoustic reverberation is controlled by three major factors. The first is the forward propagation from the source to seabed scattering area; the second is the scattering process and third is the backward propagation to receivers. The seabed boundary condition and the water column dominate the 1st and 3rd factors. The seabottom scattering dominates the 2nd factor. Unfortunately, the bottom/sub-bottom geoacoustic characteristics and water column variations in coastal zones have not been well measured. Seabottom scattering mechanisms in the low frequency range are poorly understood. Thus, shallow-water reverberation relates to all of these research topics. Several theoretical models for seabed scattering have been developed. These models need to be evaluated and tested by both long-range reverberation data and low-frequency bottom scattering data. It is, therefore, desirable to derive seabottom scattering functions from at-sea reverberation data, and then to develop an easily applied reverberation model for predicting the echo-reverberation ratio in shallow water.

APPROACH

The R-mode theory is used to calculate the average reverberation level (RL) and the reverberation vertical/horizontal coherence. The sound speed and attenuation in sediments, derived from sound propagation in the same area, are used as inputs to a reverberation model. The Yellow Sea 96

Report Documentation Page

*Form Approved
OMB No. 0704-0188*

Public reporting burden for the collection of information is estimated to average 1 hour per response, including the time for reviewing instructions, searching existing data sources, gathering and maintaining the data needed, and completing and reviewing the collection of information. Send comments regarding this burden estimate or any other aspect of this collection of information, including suggestions for reducing this burden, to Washington Headquarters Services, Directorate for Information Operations and Reports, 1215 Jefferson Davis Highway, Suite 1204, Arlington VA 22202-4302. Respondents should be aware that notwithstanding any other provision of law, no person shall be subject to a penalty for failing to comply with a collection of information if it does not display a currently valid OMB control number.

1. REPORT DATE SEP 2000	2. REPORT TYPE	3. DATES COVERED			
4. TITLE AND SUBTITLE Shallow-Water Reverberation		5a. CONTRACT NUMBER			
		5b. GRANT NUMBER			
		5c. PROGRAM ELEMENT NUMBER			
6. AUTHOR(S)		5d. PROJECT NUMBER			
		5e. TASK NUMBER			
		5f. WORK UNIT NUMBER			
7. PERFORMING ORGANIZATION NAME(S) AND ADDRESS(ES) School of Mechanical Engineering, Georgia Institute of Technology,,Atlanta,,GA,30332		8. PERFORMING ORGANIZATION REPORT NUMBER			
9. SPONSORING/MONITORING AGENCY NAME(S) AND ADDRESS(ES)		10. SPONSOR/MONITOR'S ACRONYM(S)			
		11. SPONSOR/MONITOR'S REPORT NUMBER(S)			
12. DISTRIBUTION/AVAILABILITY STATEMENT Approved for public release; distribution unlimited.					
13. SUPPLEMENTARY NOTES The original document contains color images.					
14. ABSTRACT					
15. SUBJECT TERMS					
16. SECURITY CLASSIFICATION OF:			17. LIMITATION OF ABSTRACT	18. NUMBER OF PAGES 5	19a. NAME OF RESPONSIBLE PERSON
a. REPORT unclassified	b. ABSTRACT unclassified	c. THIS PAGE unclassified			

reverberation data, obtained from explosive sources and a 32 element vertical array, are used to derive seabottom scattering strength as a function of frequency and angle.

RESULTS

Fig. 1 is an example of a 1/3 Octave reverberation time series at 800 Hz, obtained in the Yellow Sea in 1996. Two semi-empirical seabottom scattering laws are used as inputs to the normal-mode reverberation model: (a) Lommel-Seeliger law (from a Russian review paper): $BS1 = \mu_1 \sin \theta$ (b) Lambert law (widely used in the USA): $BS2 = \mu_2 \sin^2 \theta$. Fig. 2 and Fig. 3 show a comparison between numerical reverberation intensity and the Yellow Sea '96 data. The solid lines are obtained from the Lommel-Seeliger law. Dashed lines are obtained from the Lambert law. The Comparison shows that although the Lambert law works reasonably well at short- and mid-range, the Lommel-Seeliger law matches reverberation data much better than the Lambert law over the whole range. This result, i.e., the seabottom scattering strength decreases as grazing angle to power of 1, implies that the seabottom scattering at the Yellow Sea 96' site with very flat seabed was caused mainly by inhomogeneities in the sediments. For frequencies that are higher than 700 Hz, the long-range reverberation data (>15s) decay slower than predictions by two models. This might be due to a water column scattering contribution, for example, fine structures, turbulence and bio-scatters in the thermocline. Reverberation-derived seabottom scattering strengths from both models increase with frequency. Fig. 4 shows the Lommel-Seeliger scattering coefficient μ_1 as a function of frequency. μ_2 has a similar dependence. Research results show that in order to derive seabottom scattering at small grazing angles from long-range reverberation, it is critical to have high quality data with high reverberation to noise ratio, and to have a ground truth measurements of sound speed/attenuation in sediments at a given experimental site.

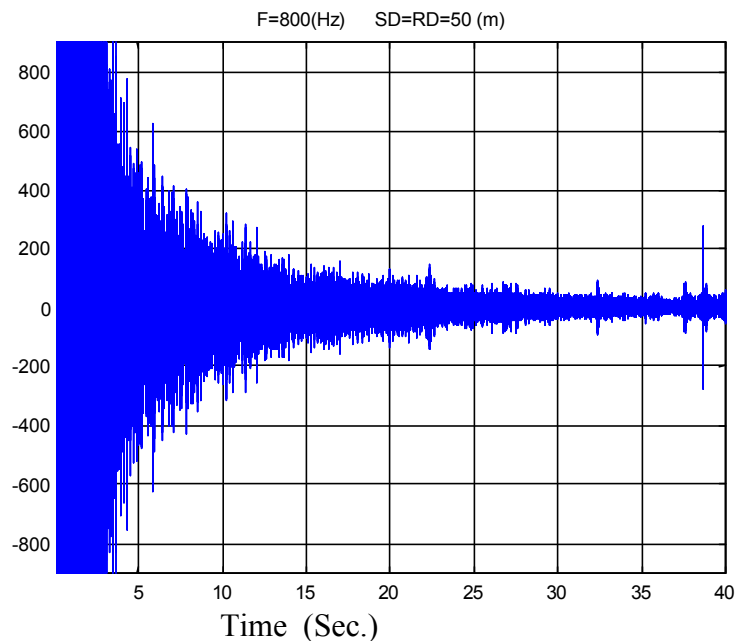
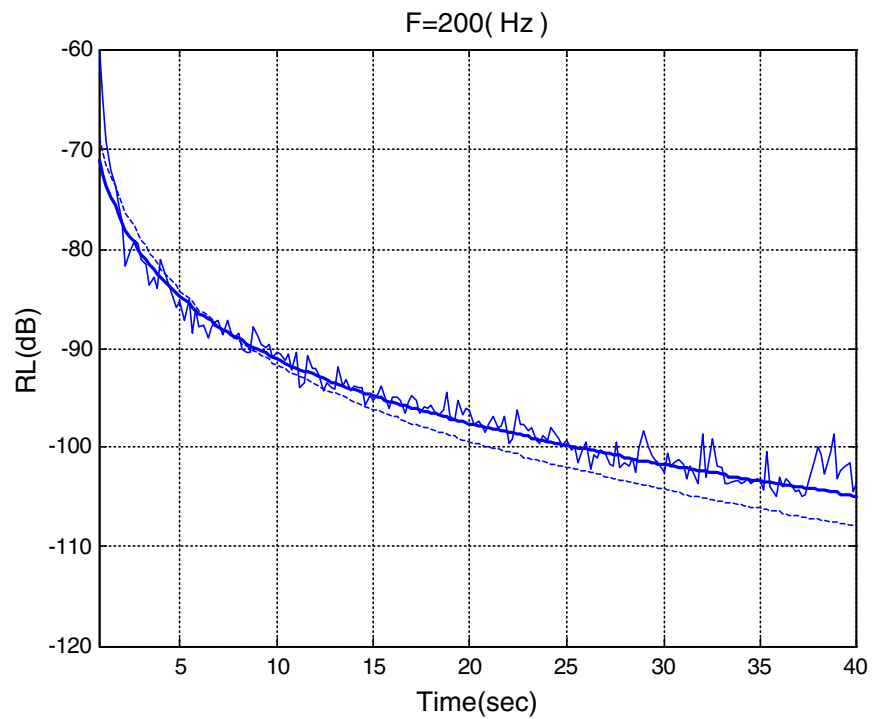
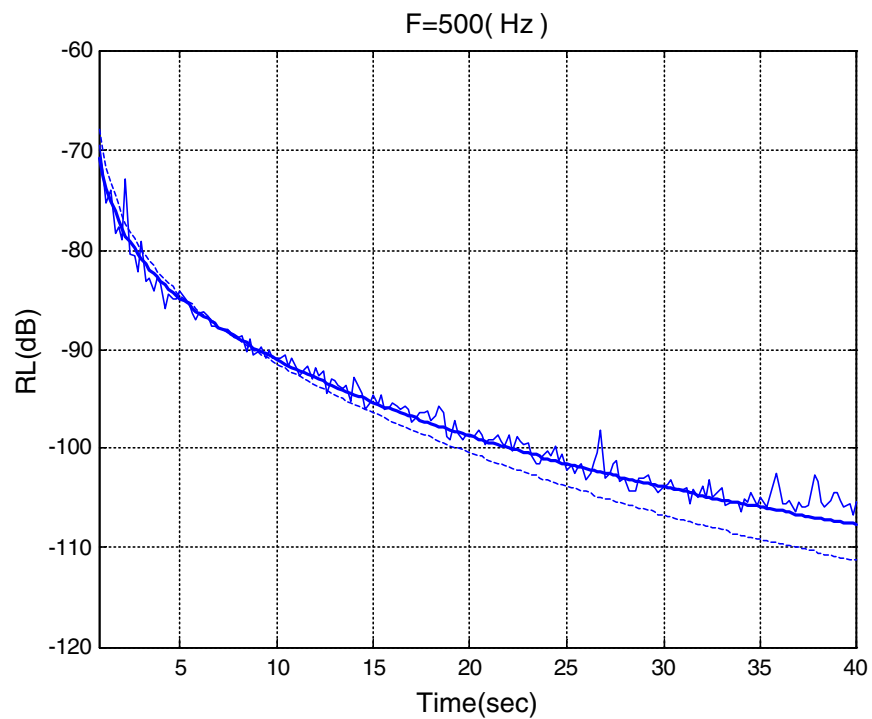


Fig. 1. 1/3 Octave reverberation time series at 800 Hz from the Yellow Sea '96 experiment.



***Fig. 2 Numerical simulations vs. the Yellow Sea '96 data. $F = 200$ Hz
Solid line for the Lommer-Seeliger law, dashed line for the Lambert law***



***Fig. 3 Numerical simulations vs. the Yellow Sea '96 data. $f = 500$ Hz
Solid line for the Lommer-Seeliger law, dashed line for the Lambert law***

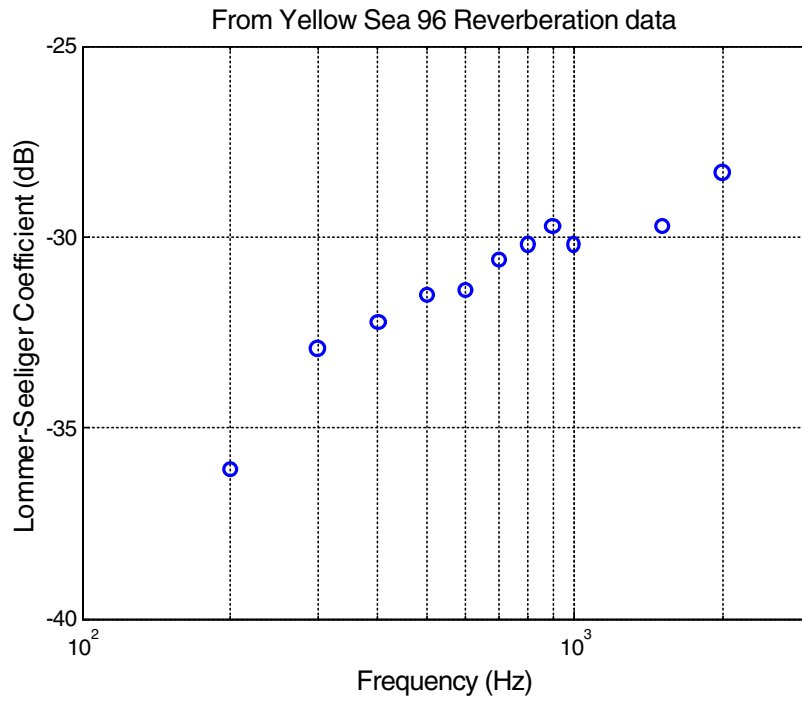


Fig. 4 Frequency dependence of the Lommer-Seeliger Scattering Coefficient m_1