

Award Number: W81XWH-08-2-0091

TITLE: Telerehabilitation for OIF/OEF Returnees with Combat-Related Traumatic Brain Injury

PRINCIPAL INVESTIGATOR: Kris Siddharthan, Ph.D.

CONTRACTING ORGANIZATION:

Tampa VA Research & Education Foundation
Zephyrhills, Florida 33539

REPORT DATE: June 2014

TYPE OF REPORT: Annual

PREPARED FOR: U.S. Army Medical Research and Materiel Command
Fort Detrick, Maryland 21702-5012

DISTRIBUTION STATEMENT:

Approved for public release; distribution unlimited

The views, opinions and/or findings contained in this report are those of the author(s) and should not be construed as an official Department of the Army position, policy or decision unless so designated by other documentation.

REPORT DOCUMENTATION PAGE

Form Approved
OMB No. 0704-0188

Public reporting burden for this collection of information is estimated to average 1 hour per response, including the time for reviewing instructions, searching existing data sources, gathering and maintaining the data needed, and completing and reviewing this collection of information. Send comments regarding this burden estimate or any other aspect of this collection of information, including suggestions for reducing this burden to Department of Defense, Washington Headquarters Services, Directorate for Information Operations and Reports (0704-0188), 1215 Jefferson Davis Highway, Suite 1204, Arlington, VA 22202-4302. Respondents should be aware that notwithstanding any other provision of law, no person shall be subject to any penalty for failing to comply with a collection of information if it does not display a currently valid OMB control number. PLEASE DO NOT RETURN YOUR FORM TO THE ABOVE ADDRESS.

1. REPORT DATE (DD-MM-YYYY) June 2014		2. REPORT TYPE Annual		3. DATES COVERED (From - To) 1 JUN 2013 - 31 MAY 2014		
4. TITLE AND SUBTITLE Telerehabilitation for OIF/OEF Returnees with Combat-Related Traumatic Brain Injury.				5a. CONTRACT NUMBER		
				5b. GRANT NUMBER W81XWH-08-2-0091		
				5c. PROGRAM ELEMENT NUMBER		
6. AUTHOR(S) Kris Siddharthan, PhD <i>Email: Kris.Siddharthan@va.gov</i>				5d. PROJECT NUMBER		
				5e. TASK NUMBER		
				5f. WORK UNIT NUMBER		
7. PERFORMING ORGANIZATION NAME(S) AND ADDRESS(ES) Tampa VA Research & Education Foundation Zephyrhills, Florida 33539				8. PERFORMING ORGANIZATION REPORT NUMBER		
9. SPONSORING / MONITORING AGENCY NAME(S) AND ADDRESS(ES) US Army Medical Research and Materiel Command Fort Detrick, Maryland 21702-5012				10. SPONSOR/MONITOR'S ACRONYM(S)		
				11. SPONSOR/MONITOR'S REPORT NUMBER(S)		
12. DISTRIBUTION / AVAILABILITY STATEMENT Approved for Public Release						
13. SUPPLEMENTARY NOTES						
14. ABSTRACT The telerehabilitation for OEF/OIF returnees with mild or moderate combat related Traumatic Brain Injury (TBI) has as its objectives 1) care coordination for wounded veterans using distance technology via the internet and 2) monitoring of physical and mental health outcomes using a variety of instruments. As required by the protocol we have enrolled 75 veterans in the study. We have collected baseline, 6, 12 and 18 month health status data on most veterans. Our findings indicate that 1) Functional capabilities measured by locomotion and mobility appear to have stabilized among our cohort of veterans while deficiencies in cognition (memory, problem solving), psychosocial adjustment (anger, emotional status) and problems in integrating into society pose challenges 2) Those with comorbid PTSD appear to display more erratic rehabilitation trajectories in cognition improvement and ultimate integration into society as compared to those without the diagnosis 3) Individualized treatment pathways are needed for rehabilitation and ultimate integration into society and 4) Veterans have expressed appreciation for the program.						
15. SUBJECT TERMS: <i>nothing listed</i>						
16. SECURITY CLASSIFICATION OF:			17. LIMITATION OF ABSTRACT	18. NUMBER OF PAGES	19a. NAME OF RESPONSIBLE PERSON	
a. REPORT U	b. ABSTRACT U	c. THIS PAGE U	UU	21	USAMRMC	
					19b. TELEPHONE NUMBER (include area code)	

Table of Contents

	<u>Page</u>
Introduction.....	4
Body.....	5
Key Research Accomplishments.....	20
Reportable Outcomes.....	20
Conclusion.....	21
References.....	21

Telerehabilitation for OIF/OEF Returnees with Combat-Related Traumatic Brain Injury.

Introduction

Goals: This is one project in a planned program of research to improve care for injured Operation Enduring Freedom/Operation Iraqi Freedom (OEF/OIF) veterans. We propose with this study to test a telerehabilitation program for veterans with combat related traumatic brain injury (TBI) with or without comorbid post traumatic stress disorders (PTSD) by monitoring functional, cognitive and mental health outcomes together with their integration into society using a variety of instruments. Coordinating medical care at a distance and thereby reducing their utilization of the VA health system is another important goal of this telerehabilitation intervention.

The *long term* goal of this program of research is to optimally define telerehabilitation services for all veterans with polytrauma, including accurate and efficient screening instruments, educational material for patients and families, family support, and family counseling to enhance care coordination and to maximize functional outcomes and quality of life.

The Telerehabilitation intervention: Veterans who meet the inclusionary criteria of a clinical diagnosis of combat incurred mild or moderate TBI in Iraq and Afghanistan and who utilize the James A. Haley (JAH) Veterans Hospital in Tampa, FL as their primary source of care and who in the opinion of care providers in the Polytrauma Clinic at JAH will possibly benefit from the program are eligible to be consented for participation. They are provided Dell® laptop computers to communicate at least once weekly on a secured VA server with the care coordinator (Ms. Vilma Rosada, RN) who also meets them at their scheduled outpatient visits at the JAH. The RN helps in a variety of care coordination efforts including scheduling appointments with specialists, medication management, counseling and monitoring outcomes. The RN coordinates care for Post Traumatic Stress Disorders (PTSD) with a clinical psychologist at the JAH.

Challenges in care delivery: Our challenge has been establishing a “secure virtual highway” to conduct the telerehab intervention. The VA has no national program for providing individualized care coordination for veterans via telemedicine. It does have an e-health portal where veterans may submit and track vital signs such as BP readings and cholesterol levels but one that does not provide for individualized care.

The Veterans Integrated Service Network 8 (VISN 8) which includes the JAH currently uses the Health Hero patient management system and uses store and forward technology using the Health Buddy and web based solutions as part of its program to support patients with chronic conditions such as Congestive Heart Failure, diabetes, hypertension, COPD and mental illness. However, this technology does not allow for the posting of individualized questions for tracking health conditions and care coordination a key component of our proposed telerehabilitation intervention.

Home visit to assess functional status and home environment: The Physical Medicine and Rehabilitation Service at the JAH provides a service wherein visits to the homes of combat injured veterans are made by qualified Occupational Therapists who add functional aids such as hand rails and ramps for wheel chairs in the homes to aid in ambulatory function. Other assistive devices include modifications to the kitchen to accommodate the needs of the veterans. The cost to the VA is limited to \$2,000 per veteran.

Monitoring health outcomes; Veterans are required to connect (via the internet) to a secured commercial website (SurveyMonkey.com™) to provide responses to a variety of instruments to monitor their health outcomes over time including the Functional Independence and Functional Assessment Measure™ (FIM/FAM), the Craig Handicap Assessment and Reporting Technique (CHART), the PTSD Checklist Military Form, Modified PTSD Symptom Scale, Self-Report Alcohol Use Disorders Identification Test (AUDIT), Self Report Beck Depression Inventory and the Medical Outcomes Social Support Survey.

Research team: The telerehabilitation care coordination team is organized under a primary care physician, namely, Steve G. Scott, DO, Chief Physical Medicine and Rehabilitation Services VA. Andrea M. Spehar, DVM, MPH, JD is the Program Manager and a Co-Investigator. Two full time polytrauma nurses, Vilma Rosada, RN and Maria Morales, RN, aid in recruiting veterans to the study, as well as providing care

coordination. Assisting them is William A. Lapcevic, MSST, MPH an expert in information technology and data management.

Project extension: The Congressionally Directed Medical Research program has extended the period of performance for this grant by one year to June 30, 2015 so we may complete our assigned statement of work as indicated below.

Body

Task 1. Administrative tasks, Months 1-3 **Completed**

- a. Obtain Institutional Review Board and conduct literature review.
- b. Recruit LAMP coordinator (Occupational Therapist) and care coordination RN.
- c. Recruit technical personnel (LAMP technician) and software analyst.
- d. Order computers, load software programs/dialogues and set up web site on VA servers.

Task 2. Patient recruitment and programming, Months 3-32: **Completed**

1. Finalize list of all OEF/OIF returnees discharged from the Tampa PT/BRI Center with a primary or secondary diagnosis of TBI.
2. Contact (phone/internet/mail) patients who meet inclusion criterion and agree to participate in LAMP and have informed consents signed.

Task 3. Initial home visits to assess functional status and home environment, Months 3-32. **Completed**

1. Conduct initial home visit to assess functional status and home environment
2. Make recommendations for assistive devices and environmental interventions
3. Purchase assistive technology through appropriate VA providers and provide training.
4. Set up the dialogues.

Task 4. Data Collection: Months 5-40. **Completed**

1. Abstract from the Veterans' health Information Systems & Technology Architecture (Vista) medical record abstracts pertaining to health care utilization and treatments of TBI patients.
2. Abstract from the VA Decision Support System (DSS) cost estimates of VA Health Care Utilization.
3. Download responses to patient inputs concerning FIM, CHART and QUEST.
4. Conduct patient/caregiver satisfaction surveys and perceptions on facilitators and barriers to TBI LAMP.

Task 4. Data Analysis: Months 42-48. **Completed**

- a. Conduct statistical analysis to determine:
 - a) Changes in functional status and community integration
 - b) Satisfaction with assistive devices and technology
 - c) Changes in patterns of healthcare utilization and associated costs
 - d) Satisfaction with TBI LAMP
- b. Conduct interviews to synthesize facilitators and barriers to providing telerehabilitation for TBI.

Task 5. Implementation of telerehabilitation at the Tampa VA: Months 50-64 **Ongoing**

- a. Transition existing veterans in telerehabilitation to the VA approved and provided MyHealthVet secure messaging system
- b. Set up a provider panel at the James A Haley Veterans Hospital comprising a Physical Medicine and Rehabilitation Physician, clinical psychologist. Pain expert, care coordinator and social worker.
- c. Evaluate the new system over a period of one year for efficacy in case management, care coordination and medication adherence by veterans.

Task 6. Final Analyses and Report Writing: Months 66-72 **To be completed**

Patient characteristics

Demographics: We have collected data on a total of 75 veterans who have consented to the telerehabilitation study. Some of the injured were transferred from Walter Reed Army Medical Hospital to the Physical Medicine and Rehabilitation Service at the JAH and were subsequently discharged but still utilize the outpatient services at the JAH. Others were discharged from other military or VA facilities and chose to reside in the Tampa area partly due to the availability of health care at the JAH. One of our enrollees is a female who sustained TBI due to indirect fire. Table 1 provides for a breakdown of race and ethnicity among enrollees at initial consent to participate in the study.

Table 1: Demographic characteristics of veterans enrolled.

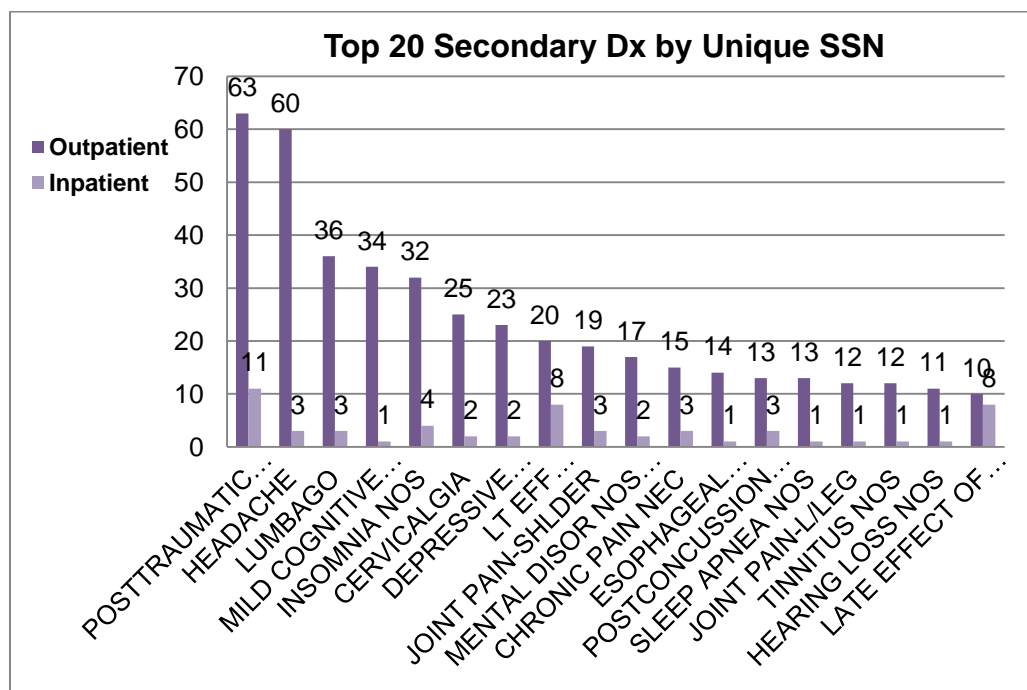
(N=75)	TBI N=61	TBI/PTSD N=14
	N (%)	N (%)
Male, %	58 (95.1)	14 (100.0)
Age group (yr), %		
18-29	36 (59.02)	3 (21.43)
30-39	15 (24.59)	3 (21.43)
40-49	7 (11.48)	7 (50.00)
50+	3 (4.92)	1 (7.14)
Age, mean \pm SD	31.1 (8.4)	37.9 (9.0)
Marital status		
Married	32 (52.5)	7 (50.0)
Divorced	5 (8.2)	1 (7.1)
Never Married	20 (32.8)	6 (42.9)
Single	4 (6.6)	0 (0.0)
Ethnicity, %		
Not Hispanic	44 (72.1)	9 (64.29)
Hispanic or Latino	15 (24.6)	4 (28.57)
Unanswered	2 (3.3)	1 (7.14)
Race, %		
White	50 (82.0)	10 (71.4)
Black	4 (6.6)	0 (0.0)
Native Hawaiian	2 (3.3)	1 (7.1)
Unanswered	5 (8.2)	3 (21.4)
Race/Ethnicity, %		
White	39 (63.9)	8 (57.1)
Black	4 (6.6)	0 (0.0)
Hispanic	15 (24.6)	4 (28.6)
Native Hawaiian	1 (1.6)	1 (7.1)
Unanswered	2 (3.3)	1 (7.1)
Service Connected, %		

0%	17 (27.9)	5 (35.7)
10-30%	10 (16.4)	0 (0.0)
40-60%	14 (23.0)	3 (21.4)
70-80%	9 (14.8)	3 (21.4)
80-100%	11 (18.0)	3 (21.4)
Annual Income, %		
\$0-9,999	18 (29.5)	3 (21.4)
\$10,000-29,999	25 (41.0)	6 (42.9)
\$30,000-49,999	13 (21.3)	4 (28.6)
\$50,000-79,999	2 (3.3)	1 (7.1)
\$80,000+	3 (4.9)	0 (0.0)

Health Status of enrolled veterans

As per the inclusionary criteria for participation in telerehabilitation all veterans have a primary clinical diagnosis of Traumatic Brain Injury incurred in combat theatres in Iraq and Afghanistan. Though the mechanism of injury is not always identified in their medical charts in the VA, conversations with wounded warriors has revealed that the majority suffer from the effects of blast related injuries resulting from improvised explosive devices and mortar attacks. Many of the wounded suffer from the many adverse side effects of TBI. The counts of secondary diagnosis illustrated in Figure 1 are for unique veterans but are mutually inclusive in that the same diagnosis may be recorded twice for the same veteran at outpatient visits or at inpatient admissions. As can be observed, Post Traumatic Stress Disorders and the adverse effects of TBI manifested as headaches, sleep disorders and cognitive impairment were common ailments of our study cohort.

Figure 1: Secondary diagnosis among veterans recorded during inpatient (n=11) and outpatient (n=63) visits.



As can be observed, Post Traumatic headaches and the adverse effects of TBI manifested as musculoskeletal disorders and cognitive impairment were common ailments of our study cohort. This is clearly indicated in the care coordination provided to veterans with the issues pertaining to cognition and psychosocial complications requiring urgency and providing challenges in providing care. Substance abuse, involving prescribed medications, alcohol and street drugs also complicates treatment.

Baseline Surveys

We have collected data as required by our protocol on a variety of functional, cognition, social integration and mental health outcomes to evaluate the efficacy of the telerehab intervention. As may be noticed many of the instruments have overlapping questions in the areas of function, cognition and psychosocial adjustments. Yet each instrument has its own peculiarity in assessing veterans' health status and has independently been shown to provide for reliability and validity in measurement. We therefore have maintained the integrity of each instrument and have not altered any of the questions posed. Repeated measures will be conducted over time and appropriate statistical analysis will reveal changes over time as indicated in the initial protocol and statement of work.

The aim of gathering information is twofold: 1) To characterize rehabilitation trajectories over time in the areas of function, cognition, psychosocial adjustment, integration into society and mental health disorders over time and 2) To individualize treatment patterns customized to each veterans needs so as to maximize the effect of telerehabilitation. Unlike traditional telemedicine that deals with disease specific monitoring or intervention (diabetes, CHF, dementia etc), our cohort exhibits a very diverse population in terms of disease affliction, complexity and propensity to respond to care.

1. **Functional Independence Measure™ (FIM) and Functional Assessment Measure (FAM):** The (FIM™) is a widely accepted functional assessment measure in use in the rehabilitation community. The FIM measures independent performance in motor and cognitive skills in addition to the ADLs pertaining to the self care categories of feeding, grooming, bathing, dressing upper body, dressing lower body and toileting. The FIM is proprietary. We have therefore captured all elements of the FIM in an expanded version of the same which includes elements in Functional Assessment as well. Because disturbances in communication, cognition, and behavior are prominent characteristics after brain injury, additional items considering those issues were added to the FIM, resulting in a functional assessment measure, FIM+FAM. The FIM+FAM has been increasingly adopted as an outcome measure in brain injury rehabilitation.
2. **Craig Handicap Assessment and Reporting Technique (CHART):** The CHART provides for assessing assistance levels, time spent (and with whom) and financial resources. The standard deviations in Table 4 indicate variability among veterans in each of the categories listed substantiating our prior finding that our cohort is binary in nature on care needs especially in the areas of cognition and integration into society.
3. **Patient Competency Rating Scale (PCRS):** The PCRS provides for a rating of basic competencies in performing everyday chores with responses on a 1-5 scale with 1 denoting the most difficulty in addressing a problem and a score of 5 implying ability to handle the problem with total ease.

Findings: We have condensed the major findings from the FIM + FAM, CHART and PCRS in Table 2. Table 2 provides for the N, means and standard deviation of self scoring by veterans at baseline, 6, 12, 18, 24, 30 and 36 months after enrollment. The cohort in general performed well in self care items such as grooming, feeding, bathing and dressing as well as toileting. Except for one veteran confined to a wheelchair, as a group they indicated good mobility and locomotion as expressed by transfers to chairs, cars, climbing stairs and using

the tub or shower. Communication skills as contained in reading and verbalizing were adequate. As clearly evident psychosocial adjustment and cognitive function are the main areas of concern in coordinating care. Depression, anger, substance abuse, inability to integrate into society and post traumatic stress disorders of varying magnitude and complexity afflict many returnees with wounds incurred in war. Emotional outbursts are fairly frequent among this population.

Our care coordination therefore has been mostly directed towards facilitating psychological counseling and psychiatric care. Due to the shortage of mental health experts in the VA compared to the large number of veterans who require this service our efforts at obtaining the needed care for our cohort has been challenging.

Table 2: Trajectory of Physical and mental health outcomes (Mean ± Standard Deviation)

	<i>PTSD</i>	<i>BASELINE</i> <i>N=13/52</i>	<i>6 MO</i> <i>N=11/40</i>	<i>12 MO</i> <i>N=9/38</i>	<i>18 MO</i> <i>N=10/34</i>	<i>24 MO</i> <i>N=4/30</i>	<i>30 MO</i> <i>N=6/19</i>	<i>36 MO</i> <i>N=4/10</i>
<u>Functional Independence Measure™ (FIM) & Functional Assessment Measure (FAM)</u>								
<i>FIMFAM Total - Higher Mean is Better</i>	NO	179.2+-31.2	182.8+-27.9	182.8+-23.5	189.3+-11.7	189.7+-16.1	194+-15.3	202.5+-4
<i>FIMFAM Total - Higher Mean is Better</i>	YES	174.8+-34.6	174.5+-30.4	176.3+-27.5	172.8+-31.2	172.1+-32.6	173.4+-32.2	161.2+-33.6
<i>Functional Independence Measure Total</i>	NO	111.8+-18.4	115.1+-11.2	114.4+-9	117+-5.4	117.9+-5.1	119.4+-4.9	122.8+-2.2
<i>Functional Independence Measure Total</i>	YES	108.5+-18.8	108.8+-15.8	109.6+-14.8	107.8+-15.8	108.1+-17.8	107.8+-15.6	102.2+-18.1
<i>Functional Assessment Measure Total</i>	NO	67.4+-14.3	67.7+-17	68.4+-15	72.3+-7.1	71.8+-11.4	74.7+-10.7	79.8+-2.2
<i>Functional Assessment Measure Total</i>	YES	66.2+-16.7	65.7+-15.4	66.7+-13.7	65+-15.9	63.9+-16	65.5+-17.3	59+-16.6
<i>Self Care Items Total</i>	NO	46+-6.5	47.5+-2.7	47.9+-1.4	47.1+-3.2	48+-1.4	48.5+-0.8	49+-0
<i>Self Care Items Total</i>	YES	45.5+-6.3	44.6+-6.6	45.4+-6	44.4+-6.1	44.3+-7.2	44.4+-5.7	42+-7.8
<i>Feeding</i>	NO	6.6+-0.9	6.8+-0.4	6.8+-0.4	6.2+-1.5	6.8+-0.5	6.8+-0.4	7+-0
<i>Feeding</i>	YES	6.5+-1.1	6.3+-1.2	6.6+-0.8	6.1+-1.4	6.1+-1.4	6.1+-1.4	6.1+-1.6
<i>Grooming</i>	NO	6.4+-1.1	6.6+-0.7	6.6+-0.7	6.3+-1.1	6.5+-1	6.8+-0.4	7+-0
<i>Grooming</i>	YES	6.6+-0.9	6.2+-1.4	6.4+-0.9	6.1+-1.3	6+-1.4	6.1+-1.4	5.9+-1.7
<i>Bathing</i>	NO	6.5+-1.1	6.8+-0.4	6.8+-0.4	6.9+-0.3	7+-0	6.8+-0.4	7+-0
<i>Bathing</i>	YES	6.2+-1.4	6.2+-1.2	6.3+-1.3	6.1+-1.2	6.2+-1.1	6.2+-1.1	5.9+-1.4
<i>Dressing - Upper Body</i>	NO	6.5+-1.4	6.9+-0.3	7+-0	6.9+-0.3	7+-0	7+-0	7+-0
<i>Dressing - Upper Body</i>	YES	6.5+-1.2	6.4+-1.1	6.4+-1.1	6.4+-1.1	6.4+-1.2	6.5+-0.7	5.6+-1.7
<i>Dressing - Lower Body</i>	NO	6.5+-1	6.6+-0.5	6.9+-0.3	6.9+-0.3	7+-0	7+-0	7+-0
<i>Dressing - Lower Body</i>	YES	6.3+-1.2	6.3+-1.1	6.1+-1.5	6.1+-1.3	6.3+-1.2	6.3+-0.8	5.4+-1.8
<i>Toileting</i>	NO	6.6+-1.4	6.7+-0.9	6.9+-0.3	6.9+-0.3	6.8+-0.5	7+-0	7+-0
<i>Toileting</i>	YES	6.6+-1	6.6+-0.8	6.7+-1	6.6+-0.7	6.6+-0.9	6.5+-0.8	6.6+-1
<i>Swallowing</i>	NO	6.9+-0.3	7+-0	7+-0	7+-0	7+-0	7+-0	7+-0
<i>Swallowing</i>	YES	6.8+-0.8	6.7+-0.9	6.8+-0.7	6.9+-0.4	6.6+-0.9	6.8+-0.5	6.5+-1.1
<i>Sphincter Control Total</i>	NO	13.2+-1.7	13.5+-1.5	13.6+-0.7	13.8+-0.6	13.8+-0.5	13.7+-0.8	13.5+-1
<i>Sphincter Control Total</i>	YES	13.3+-1.7	13.2+-1.8	13.2+-1.4	13.3+-1.4	13.1+-2.1	13.5+-0.8	12.9+-1.9
<i>Bladder Management</i>	NO	6.8+-0.4	6.9+-0.3	6.9+-0.3	6.9+-0.3	7+-0	6.8+-0.4	6.8+-0.5
<i>Bladder Management</i>	YES	6.7+-0.9	6.6+-0.9	6.6+-0.8	6.7+-0.8	6.5+-1	6.7+-0.5	6.2+-1.5
<i>Bowel Management</i>	NO	6.5+-1.4	6.5+-1.2	6.7+-0.5	6.9+-0.3	6.8+-0.5	6.8+-0.4	6.8+-0.5
<i>Bowel Management</i>	YES	6.6+-0.9	6.6+-1	6.7+-0.7	6.6+-0.7	6.5+-1	6.8+-0.4	6.7+-0.5

<i>Mobility Items (Type of Transfer) Total</i>	NO	25.9+-5.1	27.6+-0.8	27.1+-1.6	27.9+-0.3	27.7+-0.5	27.9+-0.1	28+-0
<i>Mobility Items (Type of Transfer) Total</i>	YES	26.2+-4.1	26.1+-3	26+-4	26+-2.6	26.3+-2.8	26.3+-2.1	25.4+-4.2
Bed/Chair/Wheelchair	NO	6.7+-0.8	6.9+-0.2	6.6+-0.7	6.9+-0.3	6.9+-0.2	6.9+-0.1	7+-0
Bed/Chair/Wheelchair	YES	6.6+-1.1	6.5+-0.7	6.5+-0.9	6.6+-0.6	6.5+-0.8	6.5+-0.6	6.4+-0.9
Bed	NO	6.6+-1	6.9+-0.3	6.4+-0.9	6.9+-0.3	6.8+-0.5	7+-0	7+-0
Bed	YES	6.6+-1	6.2+-1	6.2+-1.4	6.3+-1.1	6.2+-1.2	6.3+-1	6+-1.6
Chair	NO	6.6+-0.9	6.9+-0.3	6.6+-1.3	7+-0	7+-0	6.8+-0.4	7+-0
Chair	YES	6.5+-1.2	6.6+-0.7	6.6+-0.9	6.7+-0.6	6.5+-1.1	6.4+-0.9	6.1+-1.3
Wheelchair	NO	6.6+-1.1	6.9+-0.3	6.9+-0.3	6.7+-0.9	7+-0	7+-0	7+-0
Wheelchair	YES	6.7+-1	6.8+-0.8	6.7+-1	6.9+-0.3	6.9+-0.3	6.9+-0.2	7+-0
Toiler	NO	6.6+-1.4	6.9+-0.3	6.9+-0.3	7+-0	7+-0	7+-0	7+-0
Toiler	YES	6.6+-1.1	6.7+-0.7	6.6+-1	6.6+-0.6	6.7+-0.8	6.7+-0.5	6.5+-1.3
Tub or Shower	NO	6.5+-1.4	6.8+-0.4	6.7+-0.5	7+-0	7+-0	7+-0	7+-0
Tub or Shower	YES	6.4+-1.2	6.4+-0.9	6.4+-1.3	6.4+-1	6.5+-1	6.5+-0.7	6.1+-1.4
Car Transfer	NO	6.7+-1.2	7+-0	6.9+-0.3	7+-0	6.8+-0.5	7+-0	7+-0
Car Transfer	YES	6.6+-0.9	6.5+-0.8	6.6+-1.1	6.4+-1.1	6.6+-0.6	6.6+-0.5	6.4+-1
Locomotion Total	NO	19.5+-3.7	19.3+-2.8	19.3+-2.8	20.2+-1.4	20.3+-1.5	21+-0	20.8+-0.5
Locomotion Total	YES	18.5+-3.3	18.2+-3.5	18.2+-3.7	17.6+-3.7	17.3+-3.8	18.5+-2.5	15.3+-4.6
Car Transfer	NO	6.6+-1	6.7+-0.4	6.6+-0.8	6.7+-0.6	7+-0	7+-0	7+-0
Car Transfer	YES	6.4+-0.9	6.4+-0.9	6.4+-1.1	6.3+-0.9	6.3+-0.9	6.4+-0.5	6.1+-0.8
Walking	NO	6.5+-1.1	6.5+-0.7	6.2+-1.6	6.6+-0.5	7+-0	7+-0	7+-0
Walking	YES	6.2+-1.1	6+-1.3	6.1+-1.4	5.8+-1.6	5.8+-1.4	5.9+-1.1	5.3+-1.7
Wheelchair	NO	6.6+-1.1	6.9+-0.3	6.9+-0.3	6.7+-0.9	7+-0	7+-0	7+-0
Wheelchair	YES	6.7+-1	6.8+-0.7	6.7+-1.1	6.9+-0.3	6.8+-0.7	6.9+-0.3	6.9+-0.3
Stairs	NO	6.4+-1.4	6.7+-0.5	6.6+-0.5	6.7+-0.5	6.8+-0.5	7+-0	6.8+-0.5
Stairs	YES	5.9+-1.3	6+-1.4	5.7+-1.7	5.6+-1.5	5.6+-1.6	6.1+-1	4.4+-2.1
Ability to Access the Community	NO	6.5+-1.4	5.8+-2.4	6.2+-2	6.8+-0.4	6.5+-1	7+-0	7+-0
Ability to Access the Community	YES	6.2+-1.6	5.9+-1.6	6.1+-1.4	5.6+-1.9	5.3+-2	6+-1.3	4.8+-2.3
Communication Items Total	NO	28.8+-6.9	27.7+-7.7	29.3+-6.5	29.5+-4.5	31+-4.9	31.1+-3.2	32.3+-1.9
Communication Items Total	YES	30+-5.5	29.5+-5.3	29.9+-5.3	28.8+-6.6	28.4+-6.5	30.6+-4.2	26+-5.9
Audio Comprehension	NO	5.6+-1.6	5.3+-1.6	5.8+-1.2	5.9+-1.1	5.3+-1.7	6+-1.1	6.8+-0.5
Audio Comprehension	YES	5.7+-1.5	5.7+-1.4	5.6+-1.4	5.7+-1.4	5.4+-1.6	6+-1.2	5.4+-1.8
Visual Comprehension	NO	6+-1.3	6.3+-1.2	6.3+-1	6.4+-0.5	6.3+-1.5	6.5+-0.5	6.8+-0.5
Visual Comprehension	YES	5.9+-1.4	5.9+-1.2	6.1+-1	6+-1.3	6+-1.4	6.2+-1.2	5+-1.6
Verbal Expression - What is your ability to express yourself verbally?	NO	6.2+-1.4	5.6+-1.9	5.4+-1.9	5.9+-1.2	6.3+-1	6+-0.6	6.5+-0.6
Verbal Expression - What is your ability to express yourself verbally?	YES	6.2+-1.2	6+-1.2	6+-1.2	5.9+-1.3	5.7+-1.5	6.2+-1.2	5.9+-1.4
Nonverbal Expression	NO	6.4+-1.2	6.1+-1.6	6.1+-1.1	6.8+-0.4	6.3+-1	6.3+-0.8	6.5+-0.6
Nonverbal Expression	YES	6.4+-1.1	6.1+-1.1	6.2+-1.2	5.9+-1.5	6.1+-1.2	6.3+-1.1	5.7+-1.6
Reading	NO	5.8+-1.6	5.1+-1.9	5.7+-1.5	5.4+-1.3	6.3+-1.5	5.8+-1.9	6.3+-0.5
Reading	YES	5.9+-1.4	5.6+-1.6	5.8+-1.4	5.4+-1.7	5.2+-1.8	5.7+-1	4+-1.9
Writing	NO	5.5+-1.5	5.1+-2	5.9+-1.6	5.7+-1.8	6.3+-1.5	6.5+-0.5	6.3+-0.5
Writing	YES	5.9+-1.4	6+-1.5	5.9+-1.4	5.7+-1.7	5.6+-1.8	6+-1.2	5.1+-1.8
Speech Intelligibility	NO	5.9+-1.7	5.9+-1.6	5.9+-1.3	5.9+-1.2	6.5+-1	6.3+-0.5	6.5+-0.6
Speech Intelligibility	YES	6.2+-1.2	6.1+-1.3	6.2+-1.1	6+-1.4	6+-1.4	6.6+-0.6	5.9+-1.4
Psychosocial Adjustment Total	NO	20.9+-6.4	21.5+-8.5	21.7+-4.1	22.7+-3.2	21.3+-6.5	24.2+-5.8	26.5+-0.6

Psychosocial Adjustment Total	YES	19.6+-7.5	18.7+-7.5	18.6+-6.9	18.5+-7.6	17.9+-7.2	19.4+-6.4	16.8+-7.1
Social Interaction	NO	5.5+-1.7	5.4+-2.2	5.6+-0.9	5.5+-1.4	5.5+-1.7	6+-1.5	6.5+-0.6
Social Interaction	YES	5.1+-2.1	5+-1.9	4.8+-2	4.6+-1.9	4.8+-1.9	4.9+-1.7	4.9+-2.1
Emotional Status	NO	5.2+-1.9	5.5+-2.1	4.9+-1.4	5.6+-1.3	5.5+-1.9	6+-1.3	6.8+-0.5
Emotional Status	YES	4.9+-2	4.6+-2	4.6+-1.9	4.7+-1.9	4.4+-2	4.7+-1.9	4+-1.8
Adjustment to Limitations	NO	5.3+-1.6	5.5+-2	5.8+-1.1	6+-0.7	5.8+-1.9	6+-1.7	6.5+-0.6
Adjustment to Limitations	YES	5.2+-1.9	5+-1.8	5.1+-1.8	5.1+-1.9	4.9+-2	5.3+-1.4	4.3+-1.7
Employability	NO	5.3+-2.2	5.3+-2.3	5.4+-2.6	5.6+-1.8	4.5+-3	6.2+-1.6	6.8+-0.5
Employability	YES	4.4+-2.4	4.2+-2.5	4.2+-2.5	4.1+-2.6	3.8+-2.3	4.6+-2.4	3.6+-2.8
Cognitive Function Total	NO	24.8+-6.6	25.6+-7.6	27+-6.5	28.2+-3.9	27.8+-3.6	27.7+-7.2	32.5+-1.7
Cognitive Function Total	YES	24.7+-8.2	24.2+-7.9	25.1+-6.7	24.2+-8	24.9+-7.4	25.6+-6.5	22.8+-8.6
Problem Solving	NO	5.1+-1.7	5.5+-1.9	5.9+-1.4	6.1+-0.6	6.3+-1	6+-1.5	6.8+-0.5
Problem Solving	YES	5.1+-1.8	5.2+-1.8	5.4+-1.6	5.1+-1.9	5.3+-1.6	5.3+-1.3	4.7+-2.2
Memory	NO	4.2+-1.6	4.5+-1.7	4.5+-1.5	4.8+-1.4	4.8+-1	4.8+-1.7	6+-1.4
Memory	YES	3.8+-1.8	3.7+-1.8	4.1+-1.7	3.9+-1.8	4.1+-1.7	4.1+-1.6	3.7+-1.9
Orientation	NO	5.4+-1.4	5.7+-1.6	5.9+-1.6	6.2+-0.8	6+-0.8	5.8+-1.2	6.8+-0.5
Orientation	YES	5.4+-1.9	5.2+-1.8	5.2+-1.7	5.1+-1.8	5.3+-1.7	5.7+-1.6	4.9+-1.8
Attention	NO	4.5+-1.5	4.8+-1.5	5+-1.7	5.2+-1.3	4.5+-1.3	5.2+-1.8	6+-0
Attention	YES	4.8+-1.8	4.4+-2	4.7+-1.6	4.6+-1.7	4.7+-1.9	4.8+-1.8	4.5+-1.8
Safety Judgment	NO	5.7+-1.9	5.1+-1.9	5.8+-1.7	5.9+-1.2	6.3+-1	5.8+-1.6	7+-0
Safety Judgment	YES	5.5+-2	5.7+-1.7	5.7+-1.5	5.5+-1.5	5.5+-1.8	5.8+-1.3	5+-2.3

Craig Handicap Assessment and Reporting Technique (CHART)		BASELINE	6 MO	12 MO	18 MO	24 MO	30 MO	36 MO
	PTSD	N=13/52	N=11/40	N=9/38	N=10/34	N=4/30	N=6/19	N=4/10
Physical Independence	NO	92.9+-25.6	84.7+-36.2	0.9+-261.7	98+-3.4	90+-20	100+-0	100+-0
Physical Independence	YES	83.4+-36.4	88+-26.5	86.9+-27.9	82.2+-30.9	83.9+-29.9	37.7+-183.2	73.6+-55.7
Cognitive Independence	NO	68.1+-26.3	68.8+-28.3	70.9+-26.5	70.1+-27	68.8+-28.1	86.5+-21.3	77.8+-35.2
Cognitive Independence	YES	66.4+-29.3	55.1+-29.4	61.8+-31.1	59+-33.8	63.9+-25.4	64.7+-32.6	61.2+-29.5
Mobility	NO	92.5+-9.4	86.3+-19.5	90.7+-20.3	95.3+-8.1	98.3+-2.4	100+-0	100+-0
Mobility	YES	76.1+-25.7	76.9+-24.1	76.5+-25.4	74+-20.8	71.2+-23.9	77.9+-26.1	78.4+-22.4
Occupation	NO	80.4+-35.2	82.5+-30.5	86.1+-32	84.8+-29.1	100+-0	89.2+-26.5	98.8+-2.5
Occupation	YES	67+-37.2	67.8+-37.8	70+-40	65.3+-37.3	58.2+-41.3	75.5+-35.6	64.1+-40.5
Social Integration	NO	89.7+-14.6	76.5+-28	82.8+-24.3	76.3+-28.3	73+-24.4	92.3+-12	86.3+-21.9
Social Integration	YES	83+-23.7	76+-25.7	82.5+-21.1	76.2+-22.9	73.9+-26.7	65.8+-27.9	67.9+-27.3
Economic Self Sufficiency	NO	85.6+-24.8	90+-21.1	94.3+-10.6	78.1+-33.9	65.6+-40.5	82.3+-31.7	100+-0
Economic Self Sufficiency	YES	79.9+-24.2	76.7+-28.2	73.7+-27.6	77.7+-29.2	78+-29	86.6+-24.4	78.4+-34.9

<u>Patient Competency Rating Scale (PCRS)</u>	<i>PTSD</i>	<i>BASELINE N=13/52</i>	<i>6 MO N=11/40</i>	<i>12 MO N=9/38</i>	<i>18 MO N=10/34</i>	<i>24 MO N=4/30</i>	<i>30 MO N=6/19</i>	<i>36 MO N=4/10</i>
PCRS Total Score	NO	97.3+-15.2	100.5+-22.3	101.1+-19.4	104.9+-19.6	95+-13.4	105.8+-21.1	122.3+-10.3
PCRS Total Score	YES	89.3+-16.1	88.2+-19.5	92.9+-21.5	91.6+-23.2	90.4+-20.4	97.3+-21.3	86.7+-21.9
How much of a problem do I have in preparing my own meals?	NO	3.8+-1	4+-1.2	4+-1.3	4+-1.2	3.5+-0.6	4+-1.1	4.3+-1.5
How much of a problem do I have in preparing my own meals?	YES	3.8+-0.9	3.8+-0.9	3.7+-1.1	3.8+-1.1	3.7+-1	3.7+-1.2	3.3+-1.3
How much of a problem do I have in dressing myself?	NO	4.5+-0.8	4.6+-0.5	4.6+-0.5	4.5+-0.7	4.8+-0.5	4.7+-0.5	5+-0
How much of a problem do I have in dressing myself?	YES	4+-0.9	4+-0.9	4.1+-0.9	4+-1	4.1+-0.9	4.2+-0.7	3.6+-0.8
How much of a problem do I have in taking care of my personal hygiene?	NO	4.1+-1.1	4.5+-0.5	4.1+-1.2	4.4+-0.8	4.8+-0.5	4.7+-0.8	5+-0
How much of a problem do I have in taking care of my personal hygiene?	YES	4.1+-0.9	4.1+-0.9	4.2+-0.9	4.1+-0.9	4.1+-0.8	4.1+-0.8	4+-0.7
How much of a problem do I have in washing the dishes?	NO	4.1+-1.1	4+-1.2	4+-1.4	4.3+-1.1	4.8+-0.5	4.3+-1.2	5+-0
How much of a problem do I have in washing the dishes?	YES	3.7+-1	3.9+-1	3.8+-1.3	3.9+-1.2	3.9+-0.9	4+-1.1	3.6+-1
How much of a problem do I have in doing the laundry?	NO	4+-1	4+-1.1	4.3+-1	4.2+-0.9	4.8+-0.5	4.7+-0.5	5+-0
How much of a problem do I have in doing the laundry?	YES	3.6+-1	3.7+-1	3.8+-1.2	3.7+-1.3	3.7+-1.2	3.9+-1.2	3.3+-1.2
How much of a problem do I have in taking care of my finances?	NO	3.1+-1	3.2+-1.6	3.5+-1.4	3.6+-1.6	3+-1.4	4+-1.3	5+-0
How much of a problem do I have in taking care of my finances?	YES	2.8+-1.2	3+-1.2	2.9+-1.1	3.1+-1.3	3+-1.2	3.6+-1.2	2.9+-1.4
How much of a problem do I have in keeping appointments on time?	NO	2.7+-0.9	2.9+-1	3.5+-0.8	3.1+-1.2	2.8+-1	3.3+-1.2	4.3+-1
How much of a problem do I have in keeping appointments on time?	YES	2.7+-0.8	2.8+-1	2.7+-0.8	2.9+-0.9	2.6+-0.9	3+-1	2.8+-1
How much of a problem do I have in starting conversation in a group?	NO	2.6+-1	2.9+-1.5	2.8+-1.2	3+-1.6	2.5+-1.3	3+-1.3	4+-1.4
How much of a problem do I have in starting conversation in a group?	YES	2.7+-1	2.6+-1	2.6+-1.1	2.5+-1	2.6+-0.9	2.9+-1.2	2.7+-1.2
How much of a problem do I have in staying involved in work activities even when bored or tired?	NO	2.4+-0.9	2.1+-0.5	2.1+-0.6	2.5+-1.2	2.5+-0.6	2.3+-0.8	3.8+-0.5

How much of a problem do I have in staying involved in work activities even when bored or tired?

How much of a problem do I have in remembering what I had for dinner last night?

How much of a problem do I have in remembering what I had for dinner last night?

How much of a problem do I have in remembering names of people I see often?

How much of a problem do I have in remembering names of people I see often?

How much of a problem do I have in remembering my daily schedule?

How much of a problem do I have in remembering my daily schedule?

How much of a problem do I have in remembering important things I must do?

How much of a problem do I have in remembering important things I must do?

How much of a problem would I have driving a car if I had to?

How much of a problem would I have driving a car if I had to?

How much of a problem do I have in getting help when I'm confused?

How much of a problem do I have in getting help when I'm confused?

How much of a problem do I have in adjusting to unexpected changes?

How much of a problem do I have in adjusting to unexpected changes?

How much of a problem do I have in handling arguments with people I know well?

How much of a problem do I have in handling arguments with people I know well?

How much of a problem do I have in accepting criticism from other people?

YES	2.4+-0.7	2.4+-1	2.5+-0.9	2.7+-1	2.3+-0.9	2.6+-0.9	2.3+-1.1
NO	3.1+-0.9	2.8+-1.2	2.8+-1	3.1+-0.9	3+-0.8	3.2+-1.3	4+-0.8
YES	2.7+-0.8	2.7+-0.8	2.9+-1	2.8+-1	2.7+-1.1	2.9+-1	2.8+-1.1
NO	2.6+-0.7	3+-0.8	2.6+-0.7	2.9+-0.9	2.5+-1.3	3.7+-1	2.5+-1.3
YES	2.6+-1	2.7+-1	2.9+-1	2.8+-1.1	2.9+-1	3.1+-1.2	2.5+-0.5
NO	2.9+-0.6	3+-1	3.3+-1	3+-0.7	2.8+-0.5	3.2+-1.2	3.3+-1.3
YES	2.5+-0.8	2.6+-0.9	2.9+-1	2.7+-1	2.7+-1	2.9+-1	2.8+-0.9
NO	2.8+-0.6	2.7+-0.6	3+-0.9	3.1+-0.7	2.8+-0.5	3+-0.9	3.5+-1
YES	2.4+-0.8	2.4+-0.8	2.5+-0.8	2.5+-0.9	2.5+-0.9	2.8+-0.9	2.5+-0.8
NO	4.1+-1.1	4+-1.2	4.3+-1.4	4.4+-1	4.8+-0.5	4.8+-0.4	5+-0
YES	3.8+-1	3.9+-1.2	4.1+-1.1	3.9+-1.1	3.9+-1.1	4.2+-0.9	4.1+-0.9
NO	2.9+-0.7	3.4+-1.3	3.1+-1.1	3.2+-1.4	3.3+-1	3.5+-1	4+-0.8
YES	3.1+-1	3.2+-1	3.2+-1	3+-1	3+-1	3.3+-0.8	3.5+-0.8
NO	3.1+-0.8	3.1+-1.1	3.6+-0.7	3+-1.2	3.5+-1.3	3.8+-1	4.5+-0.6
YES	2.6+-0.8	2.7+-1	2.8+-1.1	2.7+-1.1	2.8+-0.9	2.7+-1.1	2.6+-1
NO	2.8+-1.2	3+-1.3	3.1+-1.6	3.3+-1.3	2.5+-0.6	3.7+-1.2	3.8+-1.5
YES	2.3+-0.9	2.4+-1	2.6+-1	2.5+-1.2	2.5+-1	2.7+-1.1	2.3+-1.3
NO	3.1+-1.2	3.5+-1	3.5+-1.4	3.6+-1.2	3+-1.2	3.5+-1.4	4.8+-0.5

How much of a problem do I have in accepting criticism from other people?

How much of a problem do I have in controlling crying?

How much of a problem do I have in controlling crying?

How much of a problem do I have in acting appropriately when I'm around friends?

How much of a problem do I have in acting appropriately when I'm around friends?

How much of a problem do I have in showing affection to people?

How much of a problem do I have in showing affection to people?

How much of a problem do I have in participating in group activities?

How much of a problem do I have in participating in group activities?

How much of a problem do I have in recognizing when something I say or do has upset someone else?

How much of a problem do I have in recognizing when something I say or do has upset someone else?

How much of a problem do I have in scheduling daily activities?

How much of a problem do I have in scheduling daily activities?

How much of a problem do I have in understanding new instructions?

How much of a problem do I have in understanding new instructions?

How much of a problem do I have in consistently meeting my daily responsibilities?

How much of a problem do I have in consistently meeting my daily responsibilities?

How much of a problem do I have in controlling my temper when something upsets me?

YES	2.7+-1	2.7+-1.1	2.9+-1.2	2.7+-1.1	2.8+-1.1	2.6+-0.9	2.8+-1.3
NO	3.6+-1.2	4+-1.1	3.9+-1.1	3.8+-1.1	3.8+-1	4+-0.9	4.8+-0.5
YES	3.3+-1	3.6+-1.2	3.5+-1.3	3.6+-1.3	3.7+-1.3	3.8+-1.3	2.7+-1.4
NO	3.6+-1	4+-0.9	3.8+-1	4+-1.1	3.5+-0.6	3.7+-1.2	4.3+-1
YES	3.6+-1	3.5+-0.9	3.7+-1	3.5+-0.9	3.5+-0.9	3.7+-0.8	3.3+-1.1
NO	3.1+-1	2.9+-1.4	3.3+-1.4	3.4+-1.3	2.3+-0.5	2.2+-1	3.5+-1.3
YES	2.5+-1	2.3+-1	2.3+-0.9	2.5+-0.8	2.2+-0.8	2.4+-0.9	2.1+-0.7
NO	2.8+-0.7	3.3+-1.1	3.4+-1.1	3.4+-0.8	2.3+-0.5	3.2+-1.2	3.3+-1
YES	2.7+-0.9	2.4+-0.9	2.8+-0.9	2.7+-0.9	2.4+-0.9	2.8+-0.9	2.2+-1
NO	3.2+-0.7	3.4+-1.1	3.3+-1.3	3.2+-1.2	3+-0	3.2+-1.3	4.3+-1
YES	2.8+-1	2.6+-0.9	2.8+-1.1	2.7+-1.2	2.9+-1	2.9+-1	2.5+-0.8
NO	3.1+-0.9	3.1+-1.3	3+-1.1	2.8+-1	2.3+-0.5	3.5+-1	3.5+-0.6
YES	2.6+-0.8	2.7+-1	2.9+-1.1	2.8+-1.1	2.7+-1.1	3.1+-0.9	2.8+-0.9
NO	3.1+-0.7	3+-0.8	3+-1.1	3.3+-0.7	2.5+-1	3.2+-1	2.8+-1
YES	3.1+-0.9	3+-1	3.2+-1.1	3.2+-1.1	3.1+-1	3.5+-1	2.8+-0.9
NO	3.3+-0.7	3.5+-0.9	2.9+-0.4	3.4+-1	2.8+-1	3+-0.6	3.8+-1
YES	3.1+-0.8	2.7+-0.9	3+-1.1	2.9+-1.1	2.9+-1	3.4+-1	2.9+-1
NO	2.6+-0.8	2.6+-1.1	3+-1.3	3.3+-1.2	3+-0.8	2.8+-1.2	4.8+-0.5

How much of a problem do I have in controlling my temper when something upsets me?	YES	2.3+-0.8	2.2+-0.9	2.3+-0.9	2.3+-0.9	2.4+-0.9	2.8+-1.1	2.3+-0.8
How much of a problem do I have in keeping from being depressed?	NO	3.1+-0.8	3.1+-1.1	2.9+-1.1	3.4+-0.8	2.8+-1	2.8+-0.8	3+-1.8
How much of a problem do I have in keeping from being depressed?	YES	2.4+-1	2.3+-0.9	2.6+-1	2.3+-1.1	2.4+-1	2.6+-1	2.3+-0.8
How much of a problem do I have in keeping my emotions from affecting my ability to go about the day's activities?	NO	3.3+-0.7	3.1+-1.3	3+-0.9	3.6+-1.1	3+-1.2	3+-0.9	3.3+-1.5
How much of a problem do I have in keeping my emotions from affecting my ability to go about the day's activities?	YES	2.7+-0.9	2.4+-0.7	2.8+-1	2.7+-1.1	2.5+-1.1	2.9+-1.2	2.9+-1.4
How much of a problem do I have in controlling my laughter?	NO	3.6+-0.9	3.9+-0.9	3.8+-1	4.1+-1.1	2.8+-1	4+-0.9	4.8+-0.5
How much of a problem do I have in controlling my laughter?	YES	3.8+-0.9	4.2+-1	3.9+-1.2	4.1+-0.9	4.1+-1	4.1+-1.2	3.5+-1.3

Effect of comorbid PTSD on selected Health Outcomes among wounded veterans.

We studied the effects of combat related mental health disorders on rehabilitation trajectories and health outcomes over a three year period. Our cohort consisted of 15 veterans with a clinical diagnosis of stand-alone TBI and 60 others with a diagnosis of comorbid PTSD as well. Figures 2 through 7 indicate the adverse effect of comorbid PTSD on Psychological Adjustment and cognition as measured by repeated measures of the same using the Functional Independence Measure/ Functional Access Measure and the Patient Competency Rating Scale. The clear divergence in domain scores over time is reflected in the former's inability to gainful employment and ultimate integration into society. Law and order issues and substance abuse are also more characteristic of this group.

Figure 2: Change in FIMFAM Composite Score: TBI (n=60) with comorbid PTSD (red) and stand TBI (n=15) (blue)

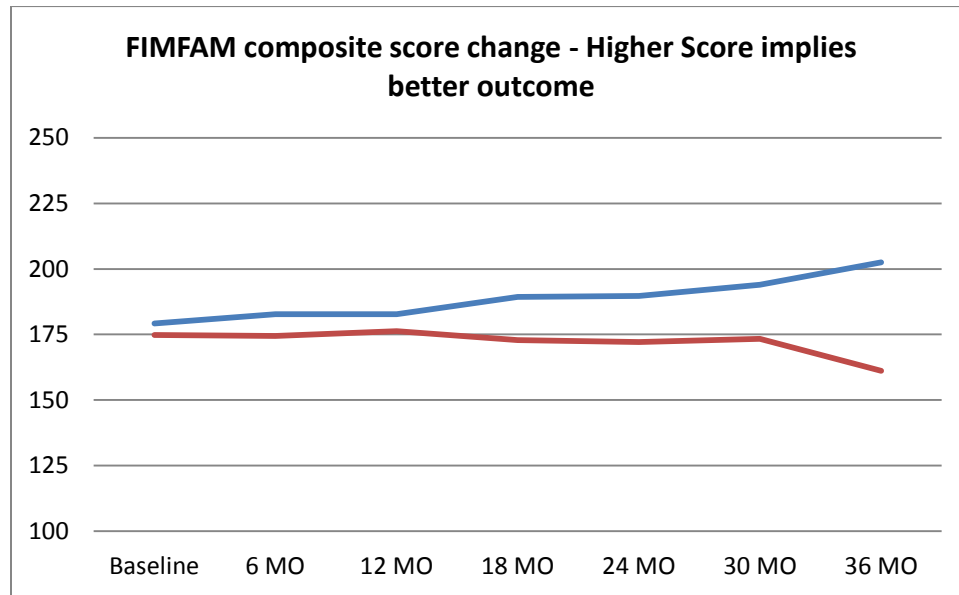


Figure 3: Change in FAM Composite score: TBI with comorbid PTSD (red) and TBI only (blue)

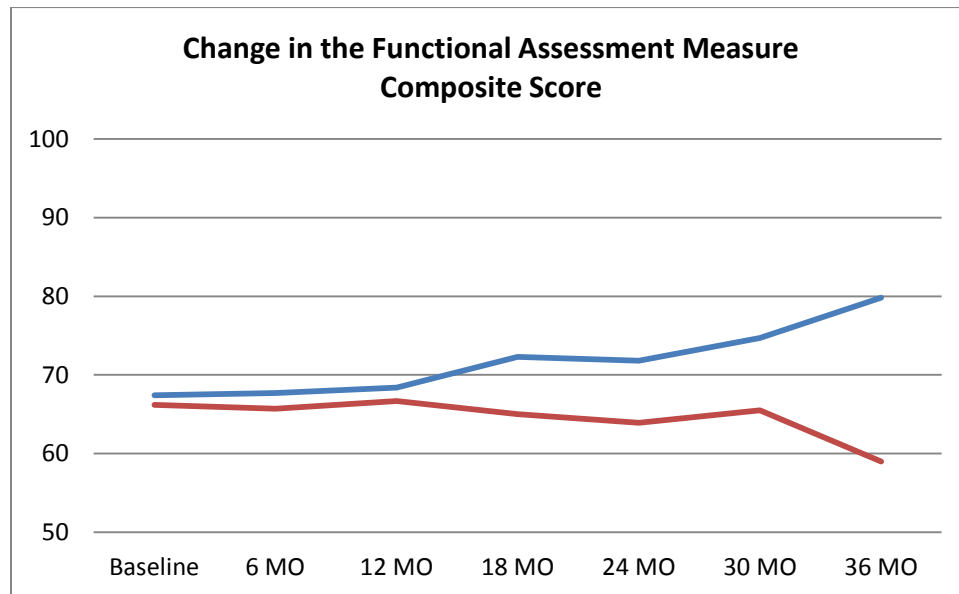


Figure 4: Change in FIM Composite scores: TBI with comorbid PTSD (red) and TBI only (blue)

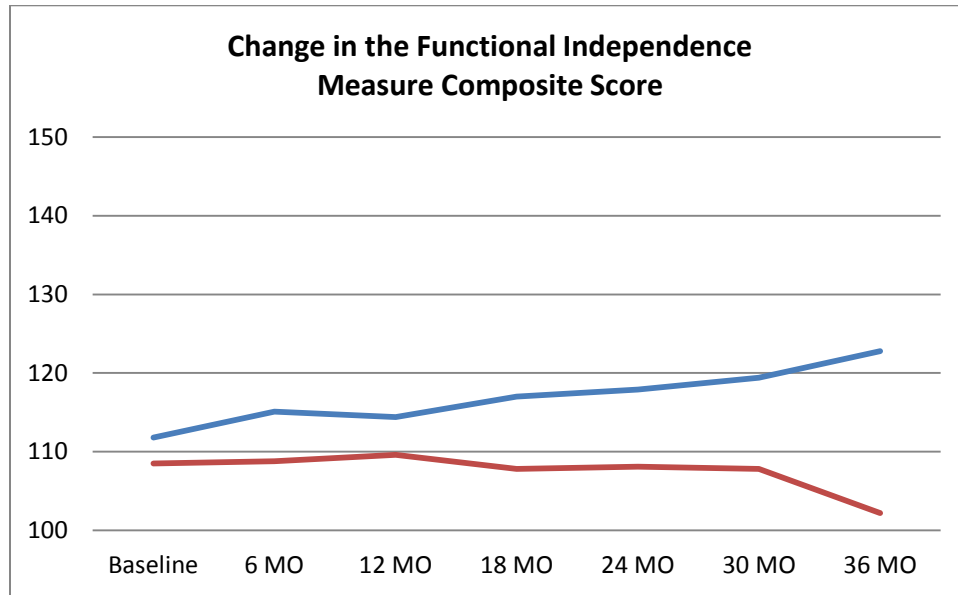


Figure 5: Change in Psychological Adjustment scores: TBI with comorbid PTSD (red) and TBI only (blue)

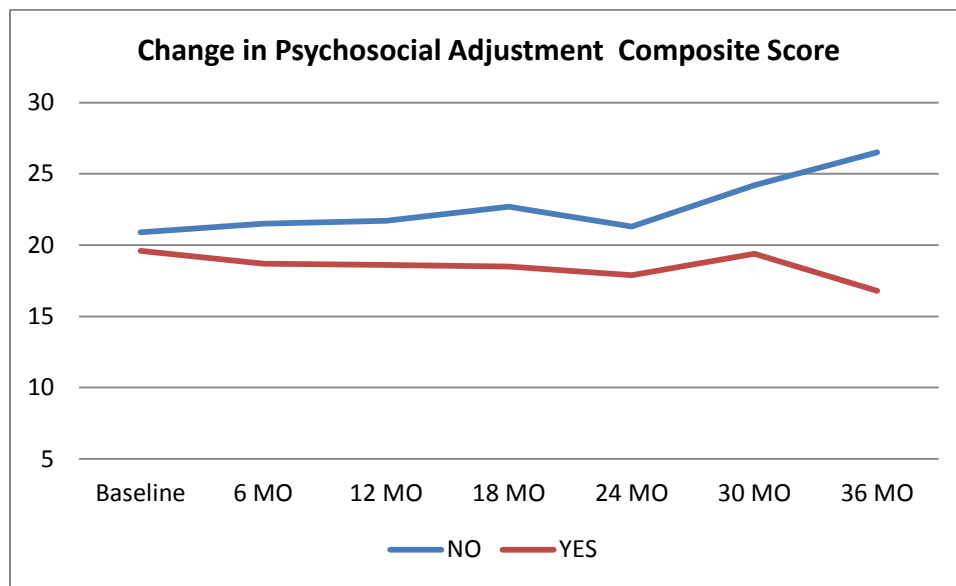


Fig 6: Change in composite Cognition Domain score: TBI with comorbid PTSD (red) and TBI only (blue)

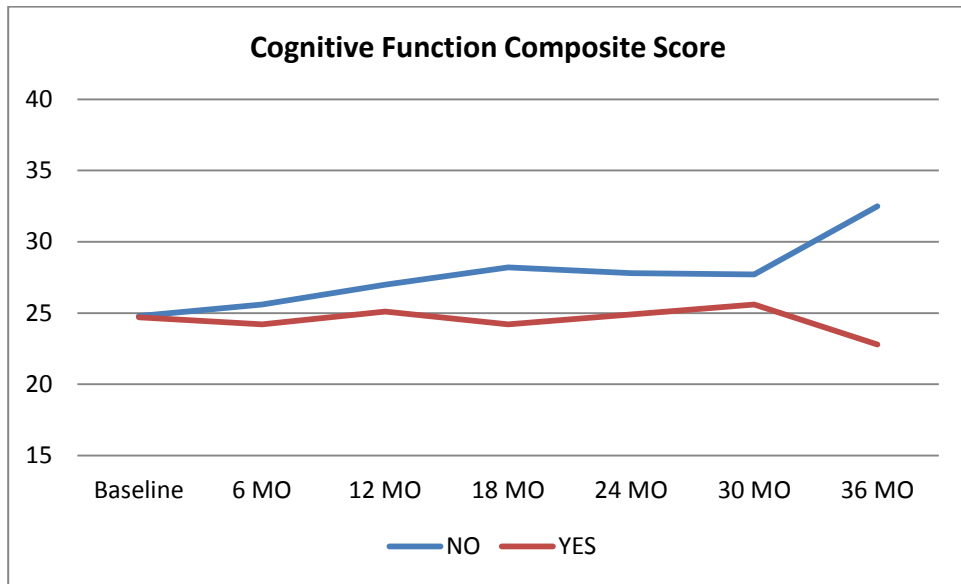
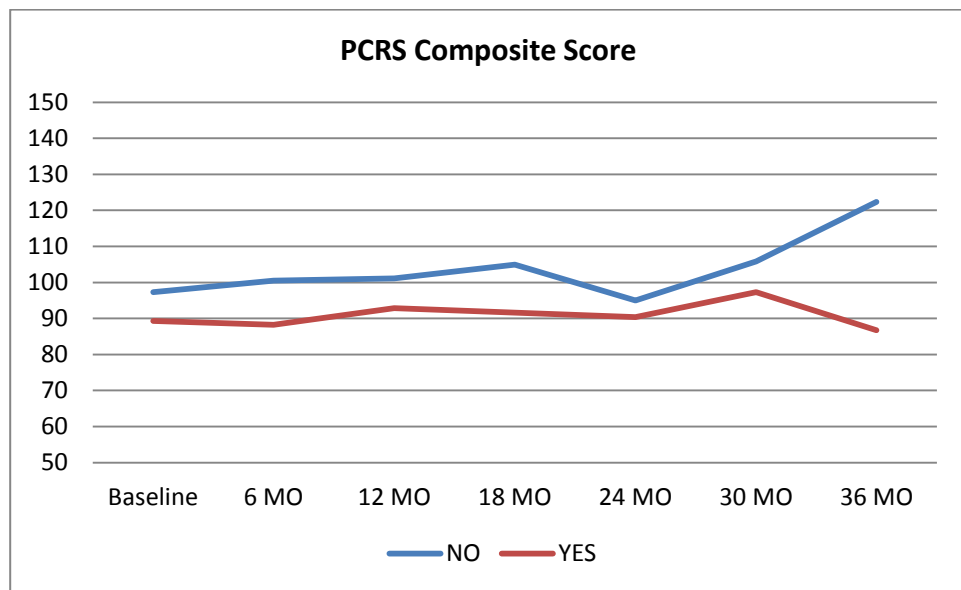


Fig 7: Change in composite Patient Competency Rating Scale score (PCRS): TBI with comorbid PTSD (red) and TBI only (blue)



Patient satisfaction surveys

Our continuing patient satisfaction surveys reveal the enrollees are highly appreciative of the care provided as indicated in Table 7 with the scoring mechanism on a Likert scale with 5 denoting strongly agreeing and 1 equal to a strong disagreement to the question posed. We consider care coordination as one of the key accomplishments of our intervention. The number of missed diagnosis uncovered, medication profile resets, drug tapering and the timely scheduling of appointments are too numerous to enumerate in this report. An

insight into the improved quality of care resulting from this effort is contained in the satisfaction survey. Veterans rated the interventionist (Ms. Sue Brock, ARNP) highly for her caring nature in providing care coordination and overwhelmingly rated the telerehabilitation intervention as superior to traditional VA care obtained at the Tampa VA. We have included in the Appendix a verbatim sampling of the messages of appreciation.

Table 3: Patient satisfaction survey

Question	N	Mean	Median	Std Dev
Q1 The Telerehab website was easy for me to use.	51	4.55	5	0.54
Q2 I found the Telerehab communications convenient.	51	4.69	5	0.51
Q3 I found the amount of time the Telerehab communications take to be about right.	51	4.47	5	0.61
Q4 I found the time between Telerehab communications about right.	51	4.35	4	0.63
Q5 The RN (Sue Brock) returned my messages in a timely manner.	51	4.92	5	0.27
Q6 The RN was able to provide the services requested.	51	4.82	5	0.43
Q7 The overall care and services provided by the RN met my needs.	51	4.84	5	0.37
Q8 When I had questions about care coordination the answers provided were helpful to me.	51	4.69	5	0.73
Q9 I had no concerns about whether the privacy of personal medical information was protected.	51	4.63	5	0.66
Q10 The Telerehab care coordination was more convenient than arranging through the James A Haley Veteran’s Hospital.	50	4.78	5	0.51
Q11 The Telerehab communications can substitute for some visits to the James A Haley Veteran’s Hospital.	49	4.22	4	0.85
Q12 Overall, I am satisfied with the Telerehab service I am enrolled in.	51	4.78	5	0.42

Key Research Accomplishments:

Reportable Outcomes: We have presented our initial findings at the *NATO Symposium on Mental Health and Well Being across the Military Spectrum* in Milan, Italy in April 2013 and will repeat at upcoming Military Operational Medicine Research program IN Progress review meeting at Ft. Detrick, MD in July 2013. The results of this research will be presented at the annual PT/BRI conference sponsored jointly and hosted annually by the Tampa VA, the Defense and Veterans Brain Injury Center and the University of South Florida. In addition to the usual methods of dissemination, the main audience for research findings is clinical staff at the four PT/BRI Centers.

Presentations:

1. Siddharthan K, Spehar AM , Lapcevic WA, Rosada V. The effect of Post Traumatic Stress Disorders on Rehabilitation among combat wounded veterans. *Proceedings: NATO Symposium on*

Mental Health and Well Being across the Military Spectrum. Milan, Italy, April, 2013.

2. Siddharthan K, Spehar AM , Lapcevic WA, Health Resilience among female combat wounded veterans. 2014 meeting on Partnerships for Research & Care of Women Veterans, August 2014.

Conclusion.

The major findings our research so far indicates:

1. Functional capabilities measured by locomotion and mobility appear to have stabilized among our cohort of veterans while deficiencies in cognition (memory, problem solving), psychosocial adjustment (anger, emotional status) and problems in integrating into society pose challenges.
2. Headaches, depression and other Post Traumatic Stress disorders appear to afflict a majority of patients.
3. Individualized treatment pathways are needed for rehabilitation and ultimate integration into society.
4. Veterans have expressed appreciation for the program.

A description of work to be performed during the next reporting period.

Secure messaging/provider panel: We have worked with the Tampa VA MyHealtheVet (MHV) administrator to set up a panel of providers for care coordination using secure messaging. A panel of providers willing to participate in MHV for wounded veterans has been identified as follows: Georgia Laliotis, MD - Neurology/Pain Management, Brian Merritt, MD-Physiatrist, Michele Bosco, PhD – Psychologist, Lesli Culver - Social Worker, Sharon Haire - Speech Pathologist, Steve Scott DO, Physical Medicine and Rehabilitation. Vilma Rosada, RN is the point of contact for veterans enrolled in MHV.

We have recruited 7 veterans for care coordination using the MHV platform. Use of the MHV system has increased with enrollees comfortable with the systems various functions. The most commonly used application is medication refills and scheduling clinical appointments. After we have enrolled the 10 veterans allowed in our pilot study protocol we will conduct focus groups to identify facilitators and barriers to using MHV by combat wounded veterans. The findings from the focus groups will enable us to fine tune the system to meet veterans' needs. We will conduct a patient satisfaction survey on the use of MHV.

Problem Areas

We have not had any problems in recruitment though the winding down of the wars in Iraq and Afghanistan has decreased the flow of war wounded eligible for recruiting.