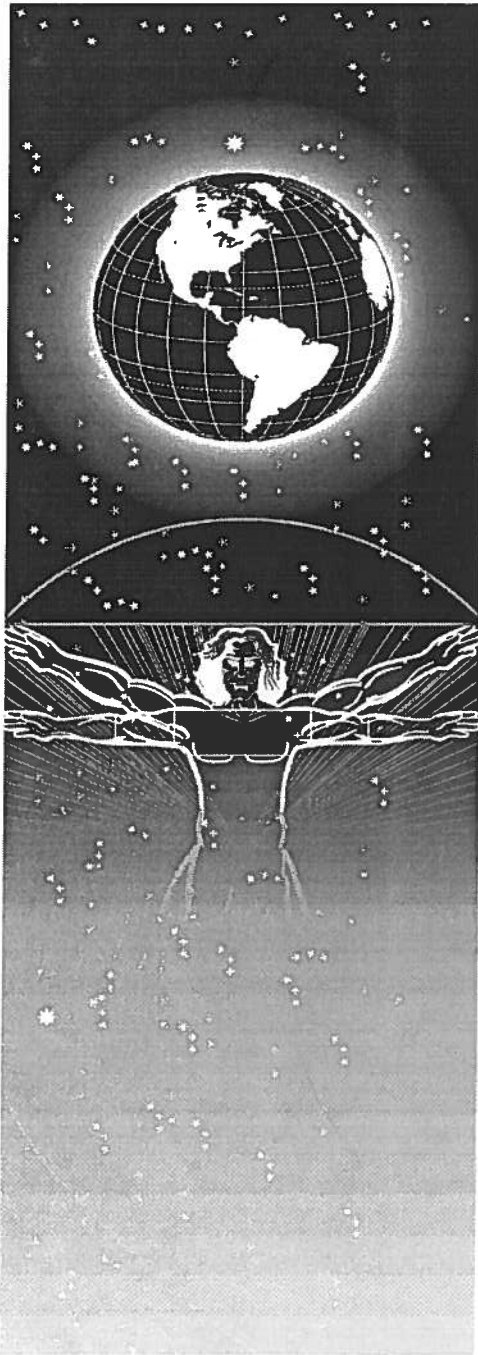


AL/EQ-HBK-61-202B



**UNITED STATES AIR FORCE
ARMSTRONG LABORATORY**

**HOW TO PUBLISH YOUR TECHNICAL
REPORT ON TIME--WITHOUT AN
EDITOR**

LARRY TESTERMAN

TECHNICAL EDITING FUNCTION (NOW EXTINCT)

**ARMSTRONG LABORATORY ENVIRONICS
DIRECTORATE (AL/EQ)
139 BARNES DRIVE, SUITE 2
TYNDALL AIR FORCE BASE, FLORIDA, 32403-5323**

SEPTEMBER 1997

**ENVIRONICS DIRECTORATE
PROGRAMS AND PLANS DIVISION
139 BARNES DRIVE
TYNDALL AIR FORCE BASE FL
32403-5323**

DISCLAIMER

Reference herein to any specific commercial product, process, or service by trade name, trademark, manufacturer, or otherwise does not constitute or imply its endorsement, recommendation, or approval by the United States Air Force. The views and opinions of authors expressed herein do not necessarily state or reflect those of the United States Air Force.

This report was prepared as an account of work sponsored by the United States Air Force. Neither the United States Air Force, nor any of its employees, makes any warranty, expressed or implied, or assumes any legal liability or responsibility for the accuracy, completeness, or usefulness of any information, apparatus, product, or usefulness of any information, apparatus, product, or process disclosed, or represents that its use would not infringe privately owned rights

This document is submitted as an historical record of work performed. Limitations of the available media rendered editing impractical; therefore it is retained "as is."

REPORT DOCUMENTATION PAGE

*Form Approved
OMB No. 0704-0188*

The public reporting burden for this collection of information is estimated to average 1 hour per response, including the time for reviewing instructions, searching existing data sources, gathering and maintaining the data needed, and completing and reviewing the collection of information. Send comments regarding this burden estimate or any other aspect of this collection of information, including suggestions for reducing the burden, to Department of Defense, Washington Headquarters Services, Directorate for Information Operations and Reports (0704-0188), 1215 Jefferson Davis Highway, Suite 1204, Arlington, VA 22202-4302. Respondents should be aware that notwithstanding any other provision of law, no person shall be subject to any penalty for failing to comply with a collection of information if it does not display a currently valid OMB control number.

PLEASE DO NOT RETURN YOUR FORM TO THE ABOVE ADDRESS.

1. REPORT DATE (DD-MM-YYYY) 30-SEP-1997	2. REPORT TYPE Handbook	3. DATES COVERED (From - To) 01-JAN-1997 -- 15-SEP-1997
---	-----------------------------------	---

4. TITLE AND SUBTITLE How to Publish Your Technical Report on Time--Without an Editor	5a. CONTRACT NUMBER
	5b. GRANT NUMBER
	5c. PROGRAM ELEMENT NUMBER 0909999F

6. AUTHOR(S) Testerman, Larry L.	5d. PROJECT NUMBER GOVT
	5e. TASK NUMBER 00
	5f. WORK UNIT NUMBER ADMINSPT

7. PERFORMING ORGANIZATION NAME(S) AND ADDRESS(ES) Programs and Plans Division, Envionics Directorate Armstrong Laboratory 139 Barnes Drive, Suite 2 Tyndall Air Force Base, FL 32403-5323	8. PERFORMING ORGANIZATION REPORT NUMBER
---	---

9. SPONSORING/MONITORING AGENCY NAME(S) AND ADDRESS(ES) Programs and Plans Division Envionics Directorate Armstrong Laboratory 139 Barnes Drive, Suite 2 Tyndall Air Force Base, FL 32403-5323	10. SPONSOR/MONITOR'S ACRONYM(S) AL/EQ
	11. SPONSOR/MONITOR'S REPORT NUMBER(S) AL/EQ-HBK-61-202B

12. DISTRIBUTION/AVAILABILITY STATEMENT
Distribution A: Approved for public release; distribution unlimited.

13. SUPPLEMENTARY NOTES
Document contains color images.

14. ABSTRACT

This handbook is designed to help both project managers and STINFO personnel to produce and publish quality technical publications without the benefit of a technical editing function. It is not intended to stand alone. Instead, it is to be used in conjunction with several other publications:
 -- ANSI/NISO Standard Z39.18-1995, Scientific and Technical Reports--Elements, Organization and Design
 -- AL/EQ-HBK-61-2, Project Manager's Handbook
 -- AL/EQ-HBK-61-202A, Project Manager's Guide to the Scientific and Technical Information Program and Technical Information Process
 -- AL/EQ-HBK-61-202B, Handbook for Authors of Technical Reports

The latest handbook does not contain answers to all questions because (1) the answers are not available at this time and (2) all questions could not be thought of.

15. SUBJECT TERMS
STINFO, technical publications

16. SECURITY CLASSIFICATION OF:			17. LIMITATION OF ABSTRACT UU	18. NUMBER OF PAGES 62	19a. NAME OF RESPONSIBLE PERSON Andrew Poulis
a. REPORT U	b. ABSTRACT U	c. THIS PAGE U			19b. TELEPHONE NUMBER (Include area code) 850-283-6285

PREFACE

This handbook is designed to help both you, as a project manager, and your STINFO focal point (Andrew Poulis) to produce and publish quality technical reports without the benefit of a technical editing function. It is not intended to stand alone. Instead, it is to be used in conjunction with several other publications, which you either have or can obtain from the STINFO focal point.

ANS/NISO Z39.18-1995 Scientific and Technical Reports--Elements, Organization, and Design

AL/EQ-HBK 61-2. Project Manager's Handbook*

AL/EQ-HBK-61-202A Project Manager's Guide to the Scientific and Technical Information Program and Technical Information Process*

AL/EQ HBK 61-202B Handbook for Authors of Technical Reports*

The latest handbook does not contain answers to all your questions because (1) The answers are not available at this time and (2) I could not think of all your questions.

Andrew Poulis is your new STINFO focal Point. He will assist you with a qualitative review of your reports and with processing the final copy for publication. He is not an editor; you get to do all this yourself. We hope this book will be helpful.

*These handbooks are still good and Mr. Poulis has the camera-ready copies. Just mentally delete all the references to technical editing. You have the long-awaited opportunity to do it your own.

TABLE OF CONTENTS

Section	Title	Page
I	INTRODUCTION	1
	OBJECTIVE	1
	SCOPE/APPROACH	1
II	REQUIREMENTS	2
III	PREPUBLICATION PLANNING	3
IV	FORMAT REQUIREMENTS	4
	FRONT MATTER	4
	ORGANIZATION OF TEXT	5
	APPENDIXES	7
	MULTIVOLUME TECHNICAL REPORTS	7
	MULTIPART TECHNICAL REPORTS	8
V	WHAT DO I DO WITH THIS TECHNICAL REPORT	9
	ASSIGN IT A NUMBER	9
	EDIT THE REPORT	9
	TRACKING THE REPORT	10
	ENTRY IN WUIS	10
VI	PUBLICATION PROCEDURES AND INTERFACES	11
	STINFO AND PA REVIEWS	11
	PRINTING/PUBLISHING	11
	PRIMARY DISTRIBUTION	11
	NOT QUITE FINISHED	12
	ANNOTATED REFERENCE LIST	13
Appendix		
A	PREPUBLICATION	14
B	EXAMPLES OF PARTS OF A TECHNICAL REPORT	19
C	STINFO QUALITATIVE CHECKLIST	28
D	PROCESSING THE TECHNICAL REPORT FOR PUBLICATION	31
E	PRIMARY DISTRIBUTION	35
F	SECURITY AND POLICY REVIEW	37
G	TRACKING THE TECHNICAL REPORT	48
H	ANSWERING DTIC QUERIES	50

Appendix	Title	Page
I	SENDING YOUR TECHNICAL REPORTS TO ML	56
J	STATUS REPORTS FOR DIVISION AND BRANCH CHIEFS	57

HOW TO PUBLISH YOUR TECHNICAL REPORT ON TIME

SECTION I INTRODUCTION

OBJECTIVE

As a project manager, you are about to enter a brave new world created by downsizing and reinventing government - The "good old days" when each laboratory had technical editors at its disposal are gone. This handbook is intended to assist you, as a project manager, to do the minimal editing needed to publish a timely technical report without sacrificing quality and readability.

BACKGROUND

Until about 4 years ago, technical editors were helping our scientists and engineers to produce high-quality technical reports. Then came a series of personnel cuts. Upper management decided that editors were expendable and a luxury they could not afford. In short, they decided that, in addition to your myriad of duties, you can also edit and publish your own technical reports. In fact, by 30 September 1997, there will not be any technical editors at most laboratories, this one included.

We have tried to address the question of how much help you will need in doing the minimal editing needed to produce a high-quality and readable technical report published on time. Because I also doubt that most people realize the amount of work that goes into processing, tracking and distributing the published report, this handbook will be designed to cover the entire editing and publishing process from cradle to grave.

SCOPE/APPROACH

No one will attempt to convert project managers into English majors. Instead this handbook is written to provide you with the basic fundamentals of editing and publishing needed to do this facet of your job and still successfully manage your project. The handbook will be divided into four basic sections: Documentation Requirements, Prepublication Planning, Editing, Publishing, and Distribution. The appendixes will include useful examples of all the paperwork involved in the process.

SECTION II REQUIREMENTS

REQUIREMENTS (AIR FORCE INSTRUCTION 61-2)

Air Force Instruction 61-2 requires that we publish at least one technical report for each Work Unit. This report is to be published and distributed not later than 180 days after the technical effort has ended. We count the 180 days from the time we complete the initial edit of the first draft. The table below shows proposed timelines for the review and publication process.

TIMES FOR PUBLICATION OF TECHNICAL REPORT

EVENT	DAYS AFTER END OF TECHNICAL EFFORT
PROJECT MANAGER RECEIVES DRAFT	30
PROJECT MANAGER/EDITOR REVIEW DRAFT	60
PROJECT MANAGER RECEIVES CORRECTED COPY	90
TECHNICAL REPORT PROCESSED FOR SIGNATURES	120
PRINTING AND DISTRIBUTION	150

NOTE: These are maximum times and represent less than the required 180 days; Indeed we should be able to publish most of these in 120 days or less.

The final report will be reviewed by the STINFO Program Manager (whoever and wherever that is) and signed by the project manager and supervisor, before final processing for printing. Printed reports will be distributed to Defense Technical Information Center and according to our Standard Distribution List and instructions of the Project Manager. In addition, a word processing disk should be provided to DTIC.

No Work Unit can be closed without a copy of the Standard Form 298 that accompanies the final technical report. Waivers of publication requirement can be granted upon written approval of the STINFO Program Manager and the EQ Director. Such instances must be rare and justified.

A copy of the published technical report or the letter waiving its publications must be filed in the Project manager's Case File.

SECTION III PREPUBLICATION PLANNING

Publishing a quality technical report on time need not be a bothersome task, if you consider it an essential part of project management and plan accordingly. Indeed, your efforts in doing this may help some fellow researcher and save critical dollars.

The prepublication process begins with the Work Unit Summary, your progress report. You start by entering the requirement for a technical report when the first Work Unit Summary is written. As the project takes shape, you can actually add a title for the report as part of your annual update (block 39.2). At the end of the initial edit, you will have a Technical Report Number (block 39.3) as a reference point, and, upon closeout of the properly maintained Work Unit Summary, you will have a published technical report with a DTIC accession number (block 39.4).

The next step is your contract requirements. You wish to be sure that you get a readable and accurate technical report, submitted on time. Data Item Description (DID) 87011(Figure A-1) sets forth basic requirements for a technical report. Among other things, it establishes ANSI/NISO Z39. 18-1995 as the standard for publication. You must assure that this DID is tailored to your requirements by a Contract Data Requirements List (CDRL). You must use the CDRL to:

- :
- a. Assure that document is protected from general distribution until we know whether it is public release or not.
 - b. Prohibit contractor from sending technical report to DTIC before we have authorized its publication.,
 - c. Require a Draft Technical Report within 30 days after end of technical effort.
 - d. Require a Camera-Ready report within 90 days after end of technical effort.
 - e. Require a Word-Processing disk with camera-ready copy. The "boiler-plate" CDRL incorporating these requirements is shown in Figure A-2.
 - f. To prepare for entering your technical report on the Worldwide Web, consider having the contractor provide a disk in HTML. Remember, however that only Distribution A (unclassified, unlimited) documents should go on the Web. Proprietary information should not be exposed to this system.

You can save a great deal of time and trouble if you find out who your author is as soon as you can. Mail that author a copy of our Handbook for Authors of Technical Reports. Figure A-3 shows a form letter to transmit this handbook. This early contact will help to ensure that you get a quality product the first time and will save time and money for both you and the contractor..

SECTION IV FORMAT REQUIREMENTS FOR TECHNICAL REPORT

ANSI/NISO Z .39.18-1995 is a loosely structured guide to the general format and organization of the technical report. It accepts a variety of formats and even limited versions of decimal format, as well as providing specifications for numbering of technical reports, cover designs, and front matter. The flexible design is intentional, so that individual requirements can be met.

FRONT MATTER

In general, here are the requirements for front matter

- Front cover)
- Notice page (inside front cover)
- SF 298 (pages i and ii)
- Preface (page iii)
- Executive Summary (page v)
- Table of Contents
- List of Figures
- List of Tables
- Glossary (if needed)

The basic **Front Cover** design can be made available on power point and all you have to do to design your cover is change the information. Figures B-4, B-5, and B-6 show the common limitation statements used on the front cover.

The **Notice Page** describes information contained in the technical report in terms of restrictions, releasability and review of the document. This page indicates that publication has been approved and is signed by the project manager and his or her immediate supervisor. Formats for all types of Notice Page can be placed in your computer. Figures B-7, B-8, and B-9 show examples of common notice pages.

The **SF 298** is used to transmit the technical report to Defense Technical Information Center. Block-by-block instructions for the form will be included with the form.. This can also be made available on your computer.

The **Preface** will include information about the report not normally found in either the Notice Page or the SF 298. This is the place to include such information as acknowledgments, names of principal investigator, etc. The different Preface formats for standard technical reports, as well as those for theses, summer faculty, or postdoctoral reports can be made available on your computer

Your contractor can provide the following items:

a. **Executive Summary.** A short, layperson-oriented **Executive Summary** of the report will make it easier for your readers. Be sure to include such information as objective, background, methodology, results, conclusions, and recommendations. Be sure to state what we did, why we did it, how we did it, what we found, what our findings mean, and who can use the research.

Your **Table of Contents** does not have to be so exhaustive as to cover fourth- and fifth-order headings; however the titles of topics listed should be specific enough to be of use to the busy reader.

A **List of Figures** and List of Tables should be provided if you have over three of either.

A **Glossary** can be used if you have many acronyms or difficult terms that may not always be identified in the context of the text and you feel that your reader needs this.

ORGANIZATION OF TEXT

A variety of formats are acceptable and the general organization of the technical report will depend on the nature of the work and what you are trying to present. Regardless of which format you choose, you can make it easier for the reader if you follow the instructions below:

Organize your material into sections, starting each section on a separate page. The first section will always be the **Introduction**, and the last section will be either **Conclusions or Recommendations**. The section titles for the body of the report will be dictated by your topical organization.

Introduction

The Introduction is most important because it sets your reader up for what is to follow. For this reason it makes sense to divide your introduction into Objective, Background, and Scope.

Objective. The objective should be first and clearly labeled, using plain English to explain the purpose of the research. Subobjectives may also be listed here. Please do not make the reader search for the objective.

Background. Give your readers just enough information to be able to read and understand the report. Do not assume that a general readership will understand the problems addressed or know what attempts have been made to solve it. Keep it as short as possible, but, when in doubt provide the information.

Scope/Approach. This section can help the reader to better understand the report and to know what was done, and even perhaps what was left out. If there is anything unusual about the arrangement of material, here is a good place to explain it.

Body or Exposition

The body or exposition will usually consist of several sections, depending on the nature of the report. For example, you could have individual sections entitled Methodology, Test Plan, Results, etc., as needed .

Conclusions/Recommendations

Although not all research will result in Recommendations, it is hard to imagine an acceptable technical report without a conclusion. Again, you can write your report so that a busy reader can read Executive Summary, Introduction, and Conclusions and leave the rest of the report to be read at leisure.

ILLUSTRATIVE MATERIAL

The old cliché that one picture is worth a thousand words is not always true; however, your illustrative material can be the key to acceptability of your report by the Defense Technical Information Center. In particular, be sure that your illustrations are professionally lettered, that your original photographs are halftones, and that the lettering in reduced figures is still large enough to retain its integrity with reproduction from a microfiche copy. Also be sure that your titles are accurate, uniform, and consistent.

REFERENCES

There are several acceptable methods of citing references. One of the easiest and most widely accepted is the author-date method, e.g.,(Goatson, 1995). This is especially practical when multiple authors are writing the technical report because it provides a uniform numbering system and uses an alphabetical Reference List.

Whichever method you use for listing the references, be consistent in the use of internal punctuation, and in the order of the information included..

APPENDIXES

Appendixes (or appendices) are used at the end of a document to:

1. include information that would be of interest to only a few readers.
2. Avoid distracting the reader with excessive theory and background information.
3. Separate software user's manuals from the text.
4. Make it more convenient for the reader to deal with similar computer runs, figures, and tables that, if included in the text, might impede logical assimilation of information.
5. Separate unclassified information and cut down on the size of classified technical reports.

If Appendixes are necessary, a few basic rules apply:

1. Appendixes should be labeled with capital letters of the alphabet, as in Appendix A, B, C, etc.
2. Appendix figures, tables, and equations should be numbered according to the appendix in which they occur. Examples: Figure A-1, Table B-2, Equation (C-3).
3. Appendix pages should be numbered with Arabic numerals. If in one volume, the numbering system should continue after the last text page.
4. If there is no text on an appendix title page, this page should be odd-numbered so that it will not appear in print as a left-hand page with no text on it. This distracts the reader and makes you look ridiculous.
5. Do not number appendix pages according to the appendix. This can drive printers crazy.

MULTIVOLUME TECHNICAL REPORTS

Sometimes page limitations and sheer bulk will necessitate breaking a technical report into more than one volume. At other times, all readers may not need all the information, although some will. Also sometimes we can publish a short classified volume and put unclassified information in another volume, cutting down on classified material that must be marked and handled.

Whenever you publish a technical report in two or more volumes, each will have the same front matter, except that:

1. The cover and SF 298 will contain the separate subtitles of that volume and will indicate both the volume number and the number of volumes contained in the report.
2. The table of contents for each volume will indicate only that material contained in that volume.
3. Each volume break will occur at a logical point in the text.

MULTIPART TECHNICAL REPORTS

Sometimes a technical report has too many pages for printing requirements and there is no logical way to break this report into volumes. In this case, we can publish the report in two or more parts with pages numbered consecutively throughout. In this case the cover and SF 298 will list the numbers of pages contained within each part (for example, Part 1, Pages 1-350)

SECTION V. WHAT DO I DO WITH THIS TECHNICAL REPORT?

ASSIGN IT A NUMBER

Having included all the technical report requirements in your contract and having sent your author all the format requirements, you probably feel very proud of yourself by now. All of a sudden, a draft copy arrives in the mail from your contractor. Now you start wondering what to do next. There are a number of things to be considered at this point but the first thing to remember is that you have 30 days to edit the report and return it to the contractor. If you decide to make use of your time, the immediate thing to do is to assign it an alphanumeric number that includes the letters of your laboratory, indication that it is a TR, the year, and the number of the report within that year. For example AL/EQ-TR-1997-0003. This number will appear on the SF 298 and in the upper left-hand corner of the report cover. The numbering system will be described in a separate section.

As far as we can determine, all technical reports published after 1 October 1997 or whenever the realignment takes effect will be an ML and will use both an ML number and an ML cover. Those reports still in the system that have been edited as AL/EQ reports (assigned AL/EQ numbers) will require an Armstrong Laboratory Cover. An example is shown in Figure B-1. The templates for this cover are available in PowerPoint.

At this time, we do not know if ML will let us use our own numbering system (MLQ) or if they will assign us a block of ML numbers. The STINFO focal point will help you with this part of processing the report, by assigning the number. The number and title should be entered in your Work Unit Information Center. At this time, we do not have a format for an ML cover, but your STINFO focal point can obtain a template as soon as one is available..

EDIT THE REPORT

The next step is editing the report. If it is an SBIR Phase I report, only cursory editing is required. This means that you examine the quality of the illustrations, the organization, marking of proprietary material, and make limited suggestions to improve the technical content. This is largely because of the small amount of money available to the author. Other technical reports will require a complete and comprehensive edit. In any case, if you want a high-quality Phase I SBIR Technical Report, you have to provide the author with advance guidance. You can get exactly what you ask for, so ask for the best. Ot

After you have edited the first draft you can do one of two things, depending on how many corrections you deem necessary. If the corrections are minor, you can edit the disc on your own computer and prepare to go final. This may be easier and save a great deal of time and money. If the corrections are extensive, send the report back and give the contractor 30 days to make the corrections and return a camera-ready report. This decision is yours to make.

Under no circumstances should you pay the contractor until an acceptable camera-ready copy has been received.

TRACKING THE REPORT

You should have a technical report tracking system in your computer. At a minimum, the entries should include the TR number, title, limitation code, contractor code, date edited, date returned to contractor, date final returned, date printed, date published, and accession number. This tells you and your supervisor the status of your TR and tracks the total time taken from end of technical effort to publication. An example of a tracking system can be found in Figure C-1.

LATE TECHNICAL REPORTS

The STINFO focal point will provide branch chiefs and the division chief with monthly listings of all late technical reports (those that have been in the system for more than 6 months after the technical effort has ended).

ENTRY IN WUIS

The number and title of your technical report should be entered immediately in your Work Unit Information Summary. This enables DTIC to track the progress and to know when to expect your report to be published.

SECTION VI - PUBLICATION PROCEDURES AND INTERFACES

STINFO AND PA REVIEWS.

After you have done your editing and are satisfied that you have a technical report ready for publishing, you then must obtain a STINFO Qualitative review and a Public Affairs Security and Policy Review, if necessary (Distribution A).. The most expeditious way to do this is outlined below:

1. Be sure that your final technical report contains a cover, a completed and signed notice pages and a SF 298
2. The next step entails at least a cursory review to assure that the report meets Defense Technical Information Center standards for publication. This means you must send it to your STINFO officer or focal point. If the report is limited distribution, this will be the final review before publication.
2. Next, If the report is distribution A (unclassified, unlimited) it must undergo Security and Policy Review reviewed by a cognizant Public Affairs Officer. This will determine if it is releasable to the general public.

PRINTING/PUBLISHING

Upon completion of the STINFO and Public Affairs Review, you will be ready to send your technical report for printing. The following procedures apply, if printing and processing are done locally.:

1. Determine how many copies you will need. Consider the mandatory requirements (DTIC, technical libraries) and additional people or agencies to whom you wish to send copies of the report.
2. Complete an Air Force Form 844 (See example in Figure D-1, sending the report to Base Reproductions.
3. Complete a page dummy as shown in Figure D-2.
4. Send to the printer.

PRIMARY DISTRIBUTION

Your technical report has now multiplied faster than two rabbits and your copies (several boxes) have arrived from the printers. The natural tendency is to ask yourself, "Self, what do we do next?" The answer is that you get rid of most of these copies through the mail or normal distribution. There is no easy way, but the following steps apply.:

1. Mail one copy and the disk that accompanies it to Defense Technical Information Center, complete with a self-addressed DTIC Form 50 containing information about your report. Examples are shown in Figure E-2.

2. Send two copies to your technical library.

3. If report is Distribution A, and a widely needed report, provide HTML disc to your Webmaster for entry in Worldwide Web. If not, or if report is limited distribution, only enter the abstract in Worldwide Web.

4. Save copies of SF 298 for entry on Worldwide Web as abstracts, even if the report has limited distribution.

5. Address and mail the copies of technical report.. Figure E-3 shows Standard Distribution List.

6. Put a copy of the technical report in your Project Case Folder.

7. Update WUIS to show that this Technical Report has been published.

8. Place a hard copy of published technical report in Project Manager's case folder.

AM I FINISHED? NOT QUITE

You are now finished with your technical report, except for one thing. Remember the Self-addressed DTIC Form 50 that you completed and sent to DTIC. Someone at DTIC will assign an accession number and send this small card form back to you. Here is what you need to do.

1. Enter the accession number in your tracking system, your WUIS, and on the Technical Report in your Project Manager's Case Folder

2. Send complete DTIC Form 50 to your technical library.

ANNOTATED REFERENCE LIST

The references listed below will help you in editing and assembling your technical report for publication.

AF Instruction 61-202A ***Air Force Technical Publications Program***. Outlines Air Force Standards for Technical Publications.

AL/EQ-HBK-61-202A ***Project Manager;s Guide to the Scientific and Technical Information (STINFO) Program and Technical Publications Process***. Although we are no longer a part of Armstrong Laboratory, the basic STINFO Program remains the same; therefore this handbook still contains some good information.

AL/EQ-HBK-61-202B ***A Handbook for Author's of Technical Reports***. This handbook provides explicit guidance for writing the technical report. This needs to go to your author as soon as possible.

American National Standard Z39.18-1995. ***Scientific and Technical Reports-- Elements, Organization, and Design***. This publication offers valuable and flexible guidance on all aspects of writing and preparing scientific and technical reports. Best used when augmented and amplified by the Handbook for Authors.

Wright Laboratory Guide to Technical Publishing. For use only when you send the reports through the ML STINFO Officer for processing. Your STINFO focal point will provide a copy of this book.

APPENDIX A. PREPUBLICATION

This appendix contains examples of the documents and forms needed to assure the careful planning and coordination needed to assure timely publication of a high quality technical report. It includes contract documents and the letter establishing initial contact with the author and attaching an author's handbook.

DATA ITEM DESCRIPTION

Form Approved
OMB No. 0704-0188

1. TITLE Scientific and Technical Reports	2. IDENTIFICATION NUMBER DI-MISC -80711
---	---

3. DESCRIPTION/PURPOSE

3.1 Scientific and Technical Reports describes and disseminate to the analytical, scientific and technical community the precise nature and results of analytical studies, research, development, test and evaluation (RDT&E) on an assigned task(s). Scientific and Technical Reports may be definitive for the subject presented, exploratory in nature, or an evaluation of critical subsystem or of technical problems.

4. APPROVAL DATE (YYMMDD) 881202	3. OFFICE OF PRIMARY RESPONSIBILITY (OPR) S/DD	6a. DTIC APPLICABLE X	6b. GIDEP APPLICABLE
--	--	---------------------------------	-----------------------------

7. APPLICATION/INTERRELATIONSHIP

7.1 This DID contains the format requirements and preparation instructions for the information product generated by the specific and discrete task requirement as delineated in the contract.

7.2 This DID is applicable to the organization, preparation and production of technical publications.

7.3 This DID supersedes UDI-S-23272C, DI-S-4057 and DI-S-3591A.

7.4 Defense Technical Information Center (DTIC) Cameron Station
 Alexandria, VA 22304-6145

8. APPROVAL LIMITATION	9a. APPLICABLE FORMS SF 298	9b. AMSC NUMBER S4578
-------------------------------	---------------------------------------	---------------------------------

10. PREPARATION INSTRUCTIONS

10.1 Reference document: The applicable issue of the documents cited herein, including their approval dates and dates of any applicable amendments, notices, and revisions, shall be as specified in the contract.

10.2 Document format shall be in accordance with ANSI Z39.18 Scientific and Technical Reports: Organization, Preparation and Production.

10.3 Document content shall be clearly written, describe accomplishments and other facts adequately and with no technical errors, and be acceptable for release. If Scientific and Technical Reports when sent to DTIC are marked unclassified unlimited they should be accompanied by a letter certifying that they have been cleared for public release and sale; to include foreign nationals.

11. DISTRIBUTION STATEMENT

DISTRIBUTION STATEMENT A. Approved for public release; distribution is unlimited.

DATA ITEM DESCRIPTION

Form Approved
GSA GEN. REG. NO. 27
MAY 1962 EDITION
GSA GEN. REG. NO. 27

1. TITLE STILL PHOTO COVERAGE	2. IDENTIFICATION NUMBER DI-MISC-80169
---	--

3. DISCUSSION/PURPOSE
 3.1 Still photo coverage provides the Government with visual records to observe, analyze, and evaluate overall and specific elements of program development and progress. These records provide a pictorial medium for the exchange of technical information.
 (Continued on page 2)

4. APPROVAL DATE (YYMMDD) 860516	5. OFFICE OF PRIMARY RESPONSIBILITY (OPR) N/TD	6a. DTIC REQUIRED	6b. GPOF REQUIRED
--	--	-------------------	-------------------

7. APPLICATION/INTERRELATIONSHIP
 7.1 This data item description (DID) contains the format and content preparation instructions for still photographic prints and negatives required by 3.4 of DOD-T-29055 (TD).
 7.2 This data item is designed for contracts involving RDT&E activity when events of interest to Government management are anticipated.
 (Continued on page 2)

8. APPROVAL LIMITATION	9a. APPLICABLE FORMS	9b. AMSC NUMBER N3850
------------------------	----------------------	---------------------------------

10. PREPARATION INSTRUCTIONS

10.1 Source document. The applicable issue of the document cited herein, including its approval date and dates of any applicable amendments and revisions, shall be as reflected in the contract.

10.2 The items prepared will be 4x5-inch (10.2x12.7 centimeters (cm)) black and white and/or color original negatives with two matching proof prints. Contractors will include color photography suitable for high quality reproduction of program highlights only. Color photography will be exposed on 4x5-inch (10.2x12.7cm) film. When negative color material is used, the original color negative and one matching positive color transparency will be included. Contractors may furnish still photography in sizes other than described above only when approved by the procuring contracting officer.

10.3 Identification. Contractors will letter the following data in the widest clear margin of the negative or transparency on the acetate side starting from the left: Negative number, calendar year, contractor, security classification, and automatic time-phased downgrading notation.

10.3.1 No lettering will appear on the exposed picture area. If necessary, prepare and include a transparent title strip.

10.3.2 Assign negative numbers in sequence starting with number 1 at the beginning of each calendar year.

10.3.3 Place each black-and-white negative in a separate negative preserver. Color materials will be placed in separate protective transparent sleeves and placed inside separate negative preservers.

CONTRACT DATA REQUIREMENTS LIST (1 Data Item)					Form Approved OMB No. 0704-0188		
Public reporting burden for this collection of information is estimated to average 110 hours per response, including the time for reviewing instructions, searching existing data sources, gathering and maintaining the data needed and completing and reviewing the collection of information. Send comments regarding this burden estimate or any other aspect of this collection of information, including suggestions for reducing this burden, to Department of Defense, Washington Headquarters Services, Directorate for Information Operations and Reports, 1215 Jefferson Davis Highway, Suite 1204, Arlington, VA 22202-4302, and to the Office of Management and Budget, Paperwork Reduction Project (0704-0188), Washington, DC 20503. Please DO NOT RETURN your form to either of these addresses. Send completed form to the Government issuing Contracting Officer for the Contract/PA No. listed in Block E.							
CONTRACT LINE ITEM NO. D001		B. EXHIBIT A		C. CATEGORY: N/A REF DOD 5010.12M AMSDL TDP TM OTHER			
D. SYSTEM/ITEM PROJ		E. CONTRACT/PR NO. (PR Number)		F. CONTRACTOR (Enter if known)			
1. DATA ITEM NO. A001		2. TITLE OF DATA ITEM SCIENTIFIC AND TECHNICAL REPORTS		3. SUBTITLE (Enter Type)			
4. AUTHORITY (Data Acquisition Document No.) DI-MISC-80711			5. CONTRACT REFERENCE SEC C, PARA 3.1		6. REQUIRING OFFICE AL/HRTA		
7. DD 250 REQ XX	9. DIST STATEMENT REQUIRED A	10. FREQUENCY ONE/R	12. DATE OF FIRST SUBMISSION 20 MAR	14. DISTRIBUTION			
8. APP CODE A	11. AS OF DATE 19 MAR	13. DATE OF SUBSEQUENT SUBMISSION 24 MAR	15. ADDRESSSEE	Draft	Final	Reg	Repro
16. REMARKS BLK 4: DID TAILORED TO DELETE LAST SENTENCE PARA 10.3. BLK 8: APPROVAL/DISAPPROVAL BY AIR FORCE BY LETTER WITHIN 30 DAYS AFTER RECEIPT. DIS- APPROVAL REQUIRES CORRECTION AND RESUBMISSION WITHIN 15 DAYS AFTER RECEIPT OF AIR FORCE COMMENTS. BLK 14: SUBMIT ONE COPY DRAFT AND REG ON FLOPPY DISK, (size), IN ASCII. SUBMIT REPRODUCIBLE COPY, FINAL CORRECTED VERSION, CAMERA READY, UNBOUND, SUITABLE FOR OFFSET REPRODUCTION.				AL/HRTA	2	3	1
				AL/EOPP STN/Fa	LT	LT	LT
				15. TOTAL			
G. PREPARED BY JOHN DOE, LCM AL/HRTA (602) 988-6561		H. DATE 92-SEP-06	I. APPROVED BY PAT LADWIG, AL DMO AL/XPP (512) 536-3978		J. DATE 92-SEP-06		

SAMPLE

17. PRICE GROUP
18. ESTIMATED TOTAL PRICE



DEPARTMENT OF THE AIR FORCE

**ARMSTRONG LABORATORY (AFMC)
TYNDALL AIR FORCE BASE, FLORIDA**

**AL/EQPP (STINFO)
139 Barnes Drive, Suite 2
Tyndall AFB FL 32403-523**

16 Dec 93

**Dr Michael D. Overham
ADA Technologies, Inc.
304 Inverness Way, South
Englewood, CO 80112**

Dear Dr. Overham

We have been notified by Dr Joseph Wander that you will be producing at least one technical report for our Armstrong Laboratory Environics Directorate. As Scientific and Technical Information Program Manager, I am interested in timely and cost-effective sharing of information with the worldwide research and development community.

To make you aware of our stylistic requirements and to help you prepare your technical reports, I am attaching a copy of AL/EQ HBK-61-202B. "Handbook for Authors of Technical Reports." Using this handbook from preparation of the initial draft through production of a camera-ready copy should make both your job and mine easier.

I am also the Laboratory Technical Editor. If I can assist you at any time during preparation of this report, please feel free to call me at (904) 283-6259.

**LARRY L. TESTERMAN
Scientific and Technical
Information Program Manager**

1 Atch: Handbook

A-4 STINFO Program Manager Letter to Contract Authors

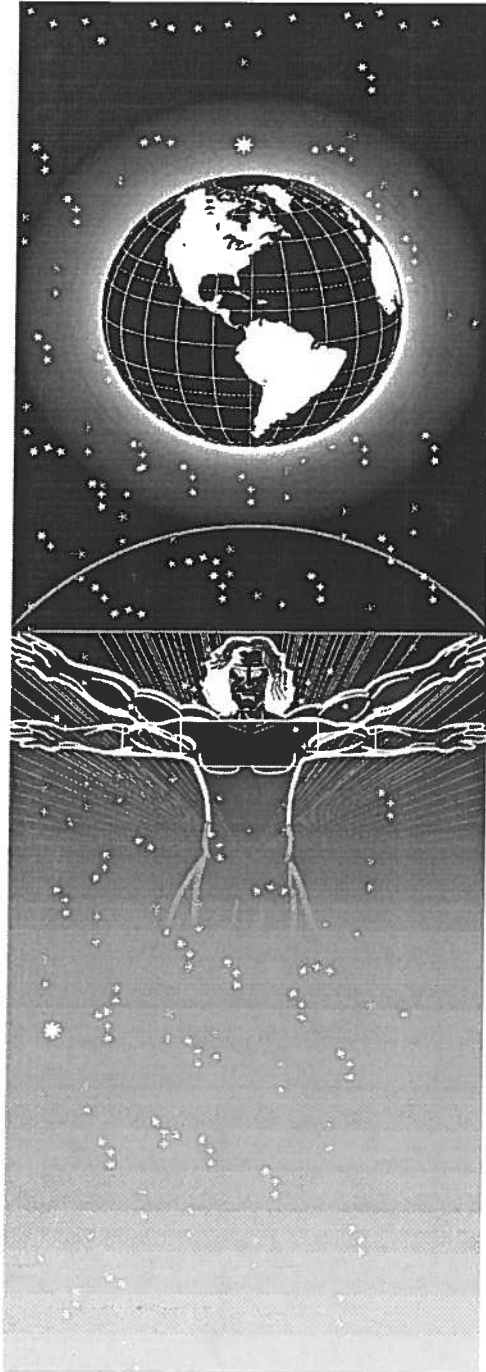
APPENDIX B. EXAMPLES OF PARTS OF A TECHNICAL REPORT

This appendix provides real examples of the cover, notice pages and SF 298. Other examples such as text pages, illustrations, reference list, and other parts of the technical report are found in AL/EQ-HBK-61-202B, Handbook for Authors of Technical Reports. That handbook should still be good, even for ML.

The examples of the cover and notice page included in this appendix will only apply to those Armstrong Laboratory reports already in the system. Examples for ML reports, with templated examples will be provided by your STINFO focal point as soon as this information becomes available.

AL/EQ-TP-1997-0017

**UNITED STATES AIR FORCE
ARMSTRONG LABORATORY**



**Field and Laboratory Studies of Pulsed
Pumping For Cleanup of Contaminated
Aquifers**

**Douglas M. McKay, R. D. Wilson, M. J. Brown, William P. Ball,
Donald P. Durfee, Gushou Zia, and Chongxuan Liu**

**Department of Earth Sciences
University of Waterloo
Waterloo, Ontario, N2L 3G1, Canada**

**Department of Geography and Chemical Engineering
The Johns Hopkins University
313 Ames Hall, Baltimore Maryland, 21218**

July 1997

**Environics Directorate
Environmental Risk
Management Division
139 Barnes Drive, Suite 2
Tyndall Air Force Base FL
32403-5323**

Approved for public release; distribution is unlimited.

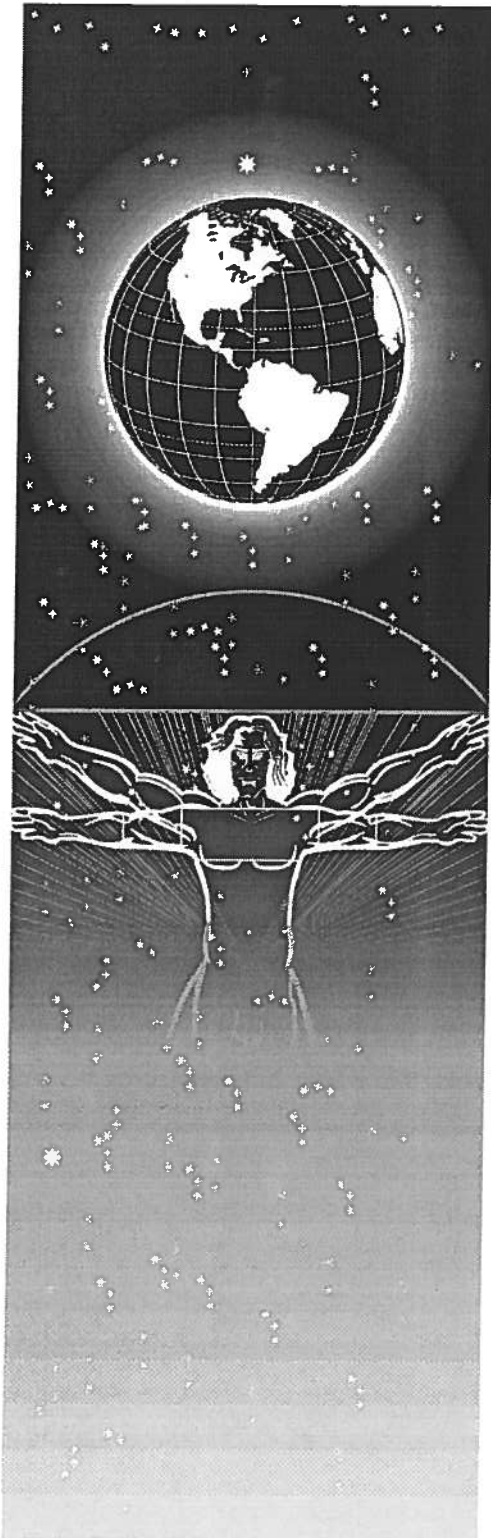
**UNITED STATES AIR FORCE
ARMSTRONG LABORATORY**

**Combined Corona/Catalyst Process for
Low-Temperature NOx Control**

Dennis J. Helfritch and Paul L. Feldman

**ENVIRONMENTAL ELEMENTS CORPORATION
3700 Koppers Street
Baltimore, MD 21227**

April 1997



Distribution authorized to U.S. Government agencies only because of the proprietary nature of the research, Limitation applied April 1997 and will be in effect for 5 years. Other requests for this document shall be referred to AL/EQPP, 139 Barnes Drive, Suite 2, Tyndall Air Force Base, Florida, 32403-5323..

Figure B-2

**Environics Directorate
Environmental Risk
Management Division
139 Barnes Drive, Ste 2
Tyndall Air Force Base, FL
32403-5323**

NOTICES

This report was prepared as an account of work sponsored by an agency of the United States Government. Neither the United States Government nor any agency thereof, nor any employees, nor any of their contractors, subcontractors, or their employees, make any warranty, expressed or implied, or assume any legal liability or responsibility for the accuracy, completeness, or usefulness of any privately owned rights. Reference herein to any specific commercial products, process, or service by trade name, trademark, manufacturer, or otherwise, does not necessarily constitute or imply its endorsement, recommendation, or favoring by the United States Government or any agency, contractor, or subcontractor thereof. The views and opinions of the authors expressed herein do not necessarily state or reflect those of the United States Government or any agency, contractor, or subcontractor thereof.

When Government drawings, specifications, or other data are used for any purpose other than in connection with a definitely Government-related procurement, the United States Government incurs no responsibility or any obligation whatsoever. The fact that the Government may have formulated or in any way supplied the said drawings, specifications, or other data, is not to be regarded by implication, or otherwise in any manner construed, as licensing the holder or any other person or corporation; or as conveying any rights or permission to manufacture, use, or sell any patented invention that may in any way be related thereto.

Distribution authorized to U. S. Government agencies only because of the proprietary nature of the research. Limitation applied April 1997 and will be in effect for 5 years. Other requests for this document must be referred to AL/EQPP, 139 Barnes Drive, Suite 2, Tyndall Air Force Base, Florida, 32403-5323.

DESTRUCTION NOTICE: DESTROY BY ANY METHOD THAT WILL PREVENT
DISCLOSURE OF CONTENTS OR RECONSTRUCTION OF THE DOCUMENT.

FOR THE COMMANDER:

DENNIS O'SULLIVAN, 1Lt, USAF, BSC
Project Manager

ALLAN M. WEINER, Lt Col, USAF
Chief, Environmental Risk Management

Figure B-3

NOTICES

This report was prepared as an account of work sponsored by an agency of the United States Government. Neither the United States Government nor any agency thereof, nor any employees, nor any of their contractors, subcontractors, or their employees, make any warranty, expressed or implied, or assume any legal liability or responsibility for the accuracy, completeness, or usefulness of any privately owned rights. Reference herein to any specific commercial products, process, or service by trade name, trademark, manufacturer, or otherwise, does not necessarily constitute or imply its endorsement, recommendation, or favoring by the United States Government or any agency, contractor, or subcontractor thereof. The views and opinions of the authors expressed herein do not necessarily state or reflect those of the United States Government or any agency, contractor, or subcontractor thereof.

When Government drawings, specifications, or other data are used for any purpose other than in connection with a definitely Government-related procurement, the United States Government incurs no responsibility or any obligation whatsoever. The fact that the Government may have formulated or in any way supplied the said drawings, specifications, or other data, is not to be regarded by implication, or otherwise in any manner construed, as licensing the holder or any other person or corporation; or as conveying any rights or permission to manufacture, use, or sell any patented invention that may in any way be related thereto.

Further dissemination only as directed by the Armstrong Laboratory Environics Directorate (AL/EQPP), 139 Barnes Drive, Suite 2, Tyndall Air Force Base, Florida, 32403-5323.

DESTRUCTION NOTICE: DESTROY BY ANY METHOD THAT WILL PREVENT
DISCLOSURE OF CONTENTS OR RECONSTRUCTION OF THE DOCUMENT.

FOR THE COMMANDER:

RAY A SMITH, 1Lt, USAF, BSC
Project Manager

ALLAN M. WEINER, Lt Col, USAF
Chief, Environmental Risk Management Division

FIGURE B-4

NOTICES

This report was prepared as an account of work sponsored by an agency of the United States Government. Neither the United States Government nor any agency thereof, nor any employees, nor any of their contractors, subcontractors, or their employees, make any warranty, expressed or implied, or assume any legal liability or responsibility for the accuracy, completeness, or usefulness of any privately owned rights. Reference herein to any specific commercial products, process, or service by trade name, trademark, manufacturer, or otherwise, does not necessarily constitute or imply its endorsement, recommendation, or favoring by the United States Government or any agency, contractor, or subcontractor thereof. The views and opinions of the authors expressed herein do not necessarily state or reflect those of the United States Government or any agency, contractor, or subcontractor thereof.

When Government drawings, specifications, or other data are used for any purpose other than in connection with a definitely Government-related procurement, the United States Government incurs no responsibility or any obligation whatsoever. The fact that the Government may have formulated or in any way supplied the said drawings, specifications, or other data, is not to be regarded by implication, or otherwise in any manner construed, as licensing the holder or any other person or corporation; or as conveying any rights or permission to manufacture, use, or sell any patented invention that may in any way be related thereto.

Distribution authorized to U. S. Government agencies only because this report contains information that must be protected from premature dissemination. Limitation applied December 1994. Other requests for this document must be referred to AL/EQPP, 139 Barnes Drive, Suite 2, Tyndall Air Force Base, Florida, 32403-5323.

DESTRUCTION NOTICE: DESTROY BY ANY METHOD THAT WILL PREVENT
DISCLOSURE OF CONTENTS OR RECONSTRUCTION OF THE DOCUMENT.

FOR THE COMMANDER:

Figure B-5

DENNIS O'SULLIVAN, 1Lt, USAF, BSC
Project Manager

ALLAN M. WEINER, Lt Col, USAF
Chief, Environmental Risk Management

Figure B-5

NOTICES

This report was prepared as an account of work sponsored by an agency of the United States Government. Neither the United States Government nor any agency thereof, nor any employees, nor any of their contractors, subcontractors, or their employees, make any warranty, expressed or implied, or assume any legal liability or responsibility for the accuracy, completeness, or usefulness of any privately owned rights. Reference herein to any specific commercial products, process, or service by trade name, trademark, manufacturer, or otherwise, does not necessarily constitute or imply its endorsement, recommendation, or favoring by the United States Government or any agency, contractor, or subcontractor thereof. The views and opinions of the authors expressed herein do not necessarily state or reflect those of the United States Government or any agency, contractor, or subcontractor thereof.

When Government drawings, specifications, or other data are used for any purpose other than in connection with a definitely Government-related procurement, the United States Government incurs no responsibility or any obligation whatsoever. The fact that the Government may have formulated or in any way supplied the said drawings, specifications, or other data, is not to be regarded by implication, or otherwise in any manner construed, as licensing the holder or any other person or corporation; or as conveying any rights or permission to manufacture, use, or sell any patented invention that may in any way be related thereto.

Distribution limited to U. S. Government agencies and their contractors; this report contains information for operation or administrative use. Distribution limitation applied April 1997. Other requests for this document must be referred to the Armstrong Laboratory Environics Directorate (AL/EQPP), 139 Barnes Drive, Suite 2, Tyndall Air Force Base, Florida, 32403-5323.

DESTRUCTION NOTICE: DESTROY BY ANY METHOD THAT WILL PREVENT
DISCLOSURE OF CONTENTS OR RECONSTRUCTION OF THE DOCUMENT.

FOR THE COMMANDER:

KEVIN G. JUDD, 1Lt, USAF
Project Manager

MARK H. VANBENTHEM, Maj, USAF
Chief, Risk Assessment Technology Division

Figure B-6

NOTICES

This report was prepared as an account of work sponsored by an agency of the United States Government. Neither the United States Government nor any agency thereof, nor any employees, nor any of their contractors, subcontractors, or their employees, make any warranty, expressed or implied, or assume any legal liability or responsibility for the accuracy, completeness, or usefulness of any privately owned rights. Reference herein to any specific commercial products, process, or service by trade name, trademark, manufacturer, or otherwise, does not necessarily constitute or imply its endorsement, recommendation, or favoring by the United States Government or any agency, contractor, or subcontractor thereof. The views and opinions of the authors expressed herein do not necessarily state or reflect those of the United States Government or any agency, contractor, or subcontractor thereof.

When Government drawings, specifications, or other data are used for any purpose other than in connection with a definitely Government-related procurement, the United States Government incurs no responsibility or any obligation whatsoever. The fact that the Government may have formulated or in any way supplied the said drawings, specifications, or other data, is not to be regarded by implication, or otherwise in any manner construed, as licensing the holder or any other person or corporation; or as conveying any rights or permission to manufacture, use, or sell any patented invention that may in any way be related thereto.

This technical report has been reviewed by the Public Affairs Office (PA) and is releasable to the National Technical Information Service, where it will be available to U.S. Government agencies only because of the proprietary nature of the research.

This report has been reviewed and is approved for publication.

FOR THE COMMANDER:

JOSEPH D. WANDER, PhD
Project Manager

ALLAN M. WEINER, Lt Col, USAF
Chief, Environmental Risk Management Division

Figure B-7

REPORT DOCUMENTATION PAGE

Form Approved
OMB No. 0704-0188

Public reporting burden for this collection of information is estimated to average 1 hour per response, including the time for reviewing instructions, searching existing data sources, gathering and maintaining the data needed, and completing and reviewing the collection of information. Send comments regarding this burden estimate or any other aspect of this collection of information, including suggestions for reducing this burden, to Washington Headquarters Services, Directorate for Information Operations and Reports, 1215 Jefferson Davis Highway, Suite 1204, Arlington, VA 22202-4302, and to the Office of Management and Budget, Paperwork Reduction Project (0704-0188), Washington, DC 20503.

1. AGENCY USE ONLY (Leave blank)		2. REPORT DATE 11 Apr 97	3. REPORT TYPE AND DATES COVERED Final Report Apr 96-Jan 97	
4. TITLE AND SUBTITLE Combined Corona/Catalyst Process for Low-Temperature NOx Control			5. FUNDING NUMBERS F41624-96-C-0008	
6. AUTHOR(S) Helfritch, Dennis J. Feldman, Paul L.				
7. PERFORMING ORGANIZATION NAME(S) AND ADDRESS(ES) Environmental Elements Corporation 3700 Koppers Street Baltimore, MD 21227			8. PERFORMING ORGANIZATION REPORT NUMBER	
9. SPONSORING/MONITORING AGENCY NAME(S) AND ADDRESS(ES) AL/EQM-OL 139 Barnes Drive, Suite 2 Tyndall AFB, FL 32403-5323			10. SPONSORING/MONITORING AGENCY REPORT NUMBER AL/EQ-TR-1997-0029	
11. SUPPLEMENTARY NOTES Phase I SBIR final report Program manager: Dr Joe Wander, AL/EQS, (904) 283-6240; DSN 523-6240				
12a. DISTRIBUTION AVAILABILITY STATEMENT Distribution authorized to US Government agencies only because of the proprietary nature of the research. Limitation applied April 19 97 and will be in effect for five years.			12b. DISTRIBUTION CODE B	
13. ABSTRACT (Maximum 200 words) The objective of this Phase I SBIR project was to determine the best operating configuration of a technology for multiple oxidation of nitric oxide at low temperature and concentration. The technology consisted of a catalyst section to provide oxidation from NO to NO ₂ followed by a corona discharge to yield oxidation from NO ₂ to higher oxides. The corona discharge was designed to also illuminate the catalyst and activate it at these low temperatures. A bench-scale test program was carried out to demonstrate the concept. The results showed that greater than 90% oxidation of NO to NO ₂ can be achieved at moderate power expenditure, but that less than 30% of the NO ₂ so created can be subsequently converted to higher oxides. It was found that, although the radicals produced by the discharge are strong oxidizers, they are also capable of reducing NO ⁺² . Since ozone in the absence of O an OH is known to drive NO to the higher oxides that are sought, additional experiments were carried out to document this capability. These experiments showed that nitric oxide can be converted to a readily scrubbed higher oxide by the combination of corona discharge, followed by ozone injection.				
14. SUBJECT TERMS Nitrogen Oxide, Corona Discharge, Catalyst, Ozone			15. NUMBER OF PAGES	
			16. PRICE CODE	
17. SECURITY CLASSIFICATION OF REPORT UNCLASSIFIED	18. SECURITY CLASSIFICATION OF THIS PAGE UNCLASSIFIED	19. SECURITY CLASSIFICATION OF ABSTRACT UNCLASSIFIED	20. LIMITATION OF ABSTRACT UL	

APPENDIX C: STINFO QUALITATIVE REVIEW CHECKLIST

The STINFO Officer or STINFO focal point will use this checklist to perform a qualitative review of your technical report. Keep in mind that the STINFO focal point is not an editor. All editing must be done before this person receives the camera-ready copy. Here are the things that will be covered.

FRONT MATTER

Cover

___ Constructed according to example shown in Appendix___.

Notice Page (Inside Front Cover)

___ Appropriate notices, including distribution and review statement.

___ Signature of at least project manager and immediate supervisor

SF 298 (page I & ii)

___ Technical Report Title

___ Date of Report

___ Type of Report and date covered

___ Author(s)

___ Contract and Funding Numbers to include JON and WUIS Numbers

___ Addresses of Performing and Monitoring Agencies

___ Technical Report Numbers

___ Supplementary Notes. Include Project Manager name and Telephone Number

___ Distribution Statement. Complete Statement

___ Distribution Code

___ Abstract

___ Key Words

Preface (page iii)

___ Contract, thesis, or summer faculty information as appropriate

- ___ Period covered
- ___ Project managers
- ___ Acknowledgements

Executive Summary (page v)

___ Addresses objective, background, scope, methodology, results, conclusions and recommendations

Table of Contents

___ Starts on righthand page

Other front matter

- ___ List of Figures
- ___ List of Tables
- Glossary

Page Numbering

- ___ Centered, at bottom of page
- ___ Lower-case Roman numerals for front matter
- ___ Arabic numerals, consecutive for text and appendices
- ___ Not according to appendix or section

Text (page 1)

- ___ Introduction contains objective, background, scope
- ___ Methodology
- ___ Results
- ___ Conclusions

REFERENCE LIST

- ___ Each document referred to is cited in text
- ___ All Reference listings contain complete information
- ___ Titles of Journal Articles set off in quotation marks. Commas and periods go inside quotes.

_____ Titles of books and journals in italics

_____ Each source quoted must be available to reader. No personal conversations or telephone calls.

_____ Punctuation consistent throughout

BACK MATTER

Appendices

_____ First title page on right-hand (odd-numbered) page

_____ Separate title pages on right-hand (odd-numbered) pages

_____ Figures, tables, and equations numbered according to appendix

_____ Pages numbered in Arabic, consecutively from last page of text. Not according to appendix.

ILLUSTRATIVE MATERIAL

Photographs

_____ Must be halftones

_____ Should be high-contrast, preferably black and white

----Legible reproduction

_____ Typeface must have integrity. No dot matrix. No reduced blueprints

_____ No foldouts

_____ No crude artwork or hand lettering

_____ No copyrighted material without author's or publisher's permission

OTHER

SBIR Reports

_____ Proprietary pages stamped at top and bottom

_____ Contractor format acceptable

_____ Can be public release if written permission of contractor is obtained.

_____ Distribution B (U.S. Government Agencies only, with 5-year limitation)

APPENDIX D. PROCESSING THE TECHNICAL REPORT FOR PRINTING

Preparing the technical report for printing requires is a fairly easy process but certain forms and procedures must be required. First, unless there is a valid reason to limit distribution of the document, (such as proprietary content of SBIR reports) you must obtain a security and policy review. This is done by your servicing public affairs office (In this case ASC/PA at Wright-Patterson AFB.. Then you must prepare an AF Form 844 and a page dummy. Examples of these requests and forms are shown here.

PRINTING AND COLLATING DUMMY MASTER

NOTE: Do not skip the Bond Cover/Text Page block under any circumstances.

JOB NUMBER

HARD USE COVER

BOND COVER/TEXT PAGE

ST 110, WEFHUE

117 118	101 102	85 86	65 66	53 54	37 38	21 22	5 6	COVER NOTICE
119 120	103 104	87 88	67 68	55 56	39 40	23 24	7 8	i ii
121 122	105 106	89 90	69 70	57 58	41 42	25 26	9 10	iii iv
123 124	107 108	91 92	71 72	59 60	43 44	27 28	11 12	v vi
125 126	109 110	93 94	73 74	61 62	45 46	29 30	13 14	vii viii
127 128	111 112	95 96	75 76	63 64	47 48	31 32	15 16	ix (CONT)
129 130	113 114	97 98	77 78	65 66	49 50	33 34	17 18	1 2
131 132	115 116	99 100	79 80	67 68	51 52	35 36	19 20	3 4

Figure D-1

*U.S. GPO: 1991-304-491

REQUISITION FOR LOCAL DUPLICATING SERVICE				1. DATE OF REQUEST *9JULY97	2. DATE REQUIRED *23JULY97	3. JOB NUMBER 7997
PART A - REQUEST						
4. REQUESTING OFFICE				5. DELIVERY INSTRUCTIONS		
a. ORGANIZATION AL/EQP Tyndall AFB FL	b. BUILDING 1120C	c. ROOM NO. MODC	a. DELIVER TO AL/EQP -139 Barnes Drive Tyndall AFB FL 32403-5319			
d. FOR REFERENCE CONSULT: (1) Name Mary Elaine Reynolds			(2) Telephone Number (904) 283-6297		b. PERSON TO CALL IF TO BE PICKED UP (1) Name	
6. DESCRIPTION OF JOB		a. APPROPRIATION CHARGEABLE				
b. TITLE, FORM NO., ETC. Bioslurping/Bioventing Demonstration in Tight Soils at Tinker Air Force Base Southwest Tanks Site		c. CLASSIFICATION <input type="checkbox"/> Classified <input checked="" type="checkbox"/> Unclassified <input type="checkbox"/> Other (Specify)		d. NO. OF ORIGINALS 218	e. NO. OF COPIES EACH 30	f. DISPOSITION OF ORIGINALS <input checked="" type="checkbox"/> Return <input type="checkbox"/> Destroy
7. SPECIFICATIONS (X and complete all that apply) ²¹						
a. TYPE REPRODUCTION <input type="checkbox"/> Xerographic <input checked="" type="checkbox"/> Offset <input type="checkbox"/> Other (Specify)		b. PRINT <input type="checkbox"/> One Side <input checked="" type="checkbox"/> Head to Head <input type="checkbox"/> Head to Foot <input type="checkbox"/> Other (Specify)		c. FINISHED SIZE <input checked="" type="checkbox"/> 8-1/2 X 11 <input type="checkbox"/> Other (Specify)		e. INK <input checked="" type="checkbox"/> Black <input type="checkbox"/> Other (Specify)
f. COLLATE <input checked="" type="checkbox"/> Yes <input type="checkbox"/> No	g. STAPLE <input checked="" type="checkbox"/> Yes <input type="checkbox"/> No	h. ADDITIONAL SPECIFICATIONS (including distribution, punching, padding, location of staples, etc.) COVER - CARD STOCK				
8. REQUESTER CERTIFICATION. I certify that this work is authorized by regulations and is necessary to the conduct of official business.						
a. PRINTED NAME OF REQUESTER Mary Elaine Reynolds			b. SIGNATURE OF REQUESTER <i>Mary Elaine Reynolds</i>		c. SIGNATURE OF PRINTING CONTROL-OFFICIAL <i>[Signature]</i>	
PART B - APPROVAL (For reproduction unit use only)						
9. DATE RECEIVED 9 Jul	10. PRIORITY 1	11. OPERATOR X 0 H	12. DATE COMPLETED 23 Jul	13. NO. OF COPIES REPRODUCED	14. DATE RECEIVED BY REQUESTER	15. JOB RECEIVED BY
16. DATE REQUESTER NOTIFIED JOB IS COMPLETE						

DD Form 844, FEB 89

Consolidates DD Form 283 and DD Form 844

Figure D-2

DTIC FORM 50: BOTH SIDES

ATTN: DTIC-OMI
DEFENSE TECHNICAL
INFORMATION CENTER
8725 John J Kingman Rd STE 0944
Ft Belvoir VA 22060-6218

OFFICIAL BUSINESS
PENALTY FOR PRIVATE USE, \$300.

AL/EQ
139 Barnes Drive, Suite 2
Tyndall AFB FL 32403-5323
OFFICIAL BUSINESS

AD NUMBER	DATE	DTIC ACCESSION NOTICE
	*17APRIL97	
1. REPORT IDENTIFYING INFORMATION		REQUESTER: 1. Put your mailing address on reverse of form. 2. Complete items 1 and 2. 3. Attach form to reports mailed to DTIC. 4. Use unclassified information only. 5. Do not order document for 6 to 8 weeks.
A. ORIGINATING AGENCY ARMSTRONG LABORATORY TECH EDITING, TAFB FL 32404		
B. REPORT TITLE AND/OR NUMBER Cationic Surfactant-Enhanced Sorption and Hydrophobic.		
C. MONITOR REPORT NUMBER AL/EQ-TR-1996-0054		
D. PREPARED UNDER CONTRACT NUMBER F08635-93-C-0020		
2. DISTRIBUTION STATEMENT Approved for public release; distribution unlimited.		DTIC: 1. Assign AD Number. 2. Return to requester.

DTIC Form 50
OCT 95

PREVIOUS EDITIONS ARE OBSOLETE

APPENDIX E. PRIMARY DISTRIBUTION OF TECHNICAL REPORTS

After the report has been printed, it is your responsibility to make primary distribution to Defense Technical Information Center and all other interested agencies. This appendix shows you how to complete a DTIC Form 50 and provides a list of addresses for standard or routine distribution. You may add addresses, depending on the nature of and need for the report.

Defense Technical Information Center
8725 John J. Kingman Rd., STE 0944
Ft. Belvior, VA 22060-6218

HSC/XRE
2510 Kennedy Circle, Suite 1
Brooks AFB, TX 78235-5120

AL/XPTT
Attn: Ms Williams
2509 Kennedy Circle
Brooks AFB TX 78235-5118

AL/XPTT
Attn: Mr Blair
2509 Kennedy Circle
Brooks AFB TX 78235-5118

AL/DOKL
2511 Kennedy Circle
Brooks AFB TX 78235-5122

AL/OEM
2402 E. Drive
Brooks AFB TX 78235-5215

AL/OEB
2402 E. Drive
Brooks AFB TX 78235-5215

AFCEE
8106 Chennault Road
Brooks AFB TX 78235-5318

AL/XPTT
2509 Kennedy Circle
Brooks AFB TX 78235-5118

AL/XPTM
Attn: Capt Smith
2509 Kennedy Circle
Brooks AFB TX 78235-5118

AUL/LSE
600 Chennault Circle
Maxwell AFB AL 36112-6843


Test CO - 203
West Eglin Blvd
Ste 300
Eglin AFB, FL 32542-6843

APPENDIX F. SECURITY AND POLICY REVIEW

All technical reports and other technical documents must undergo Security and Policy Review by a cognizant Public Affairs Office before public release. In this case, the Public Affairs Office will be ASC/PA. The necessary procedures, forms, and points of contact are shown in this appendix.

ASC/WPAFB Security and Policy Review

Office of Public Affairs



THE NEED AND RIGHT TO KNOW: The public has the need and right to know the military capabilities and potential of our nation. This, however, is limited by the need to prevent compromise of national security and safety. The military security and policy review system was created to safeguard both the public rights and our national security. It is a service provided to ensure that

information about our national security is released quickly but without divulging classified or policy data. It also ensures that information will be technically accurate, free of information about critical military technology and conforms to Department of Defense and military service policies.

SELECT THE CATEGORY WHICH MEETS YOUR SPECIFIC REQUEST:

All WPAFB Home Page Requests On-Line	All WPAFB Contractor Requests	All WPAFB Software Release Requests	All Other WPAFB Requests
◆ <u>Guidelines</u> (WPAFB Only)	◆ Instructions <u>.DOC</u> <u>.HTML</u>	◆ Policy Guidance <u>.DOC</u> <u>.HTML</u>	◆ Instructions <u>.DOC</u> <u>.HTML</u>
◆ <u>Request Form</u> (WPAFB Only)	◆ Request Form <u>.DOC</u> <u>.HTML</u>	◆ Request Form <u>.DOC</u> <u>.HTML</u>	◆ Request Form <u>.DOC</u> <u>.HTML</u>

[WPAFB Home](#) [ASC/PA Info Page](#)

DISCLAIMER: This Government Computer System is provided as a public service by the 88th Communications Group. It is intended to be used by the public for viewing and retrieving information only. Unauthorized attempts to upload information or change information on this service are strictly prohibited and may be punishable under the Computer Fraud and Abuse Act of 1986. Unless otherwise indicated all information on this system is considered public information and may be distributed or copied.

Send your security and policy review questions and comments to paweb@asc.wpafb.af.mil

SECURITY & POLICY REVIEW - CLEARANCE FOR PUBLIC RELEASE INTERNALLY GENERATED MATERIAL

as of 1/1/97

NOTE: If your material is for presentation at closed or classified meetings, do not submit for security and policy review.

WHAT TO SUBMIT

Request for public release approval letter (original and one copy) Two copies of material being submitted for review, UNLESS material must be reviewed by higher headquarters (see reverse), is co-sponsored, or is funded by ARPA, BMDO, etc. In these cases, 11 copies of the material must be submitted. However, if DARPA has transferred the management responsibility to a Wright-Patt organization, only two copies of the material are required.

WHEN TO SUBMIT - MINIMUM LEAD TIMES

15 working days prior to date of presentation, publication, or intended release, if material can be cleared at this level

35 working days in advance for items to be released in Washington D.C. area, or in other instances where higher headquarters' review will be required (see reverse of this page for further instructions)

REQUEST FOR PUBLIC RELEASE APPROVAL LETTER

A cover letter must be submitted with your request—using your organization's letterhead. A form letter will be provided from our office for your use. We need this form letter filled out in its entirety; it can be hand-written, if legible. This letter must be submitted in its original form with original signatures, plus one copy. The author cannot sign out their own material for submittal. This letter MUST be signed out at division level or equivalent. Wright Laboratory personnel - check to see if your chief scientist needs to review and sign.

UNAUTHORIZED RELEASE OF TECHNICAL DATA

Abstracts, technical papers, journal articles, conferences and presentations, etc. intended for release in any public forum must be approved by the Office of Public Affairs PRIOR to actual release. This means it cannot be released to conference chairmen, selection committees, publishers, or anyone else outside the DoD until it has been approved. Material that has been released outside the DoD is in the public domain and any further action by ASC/PA would be inappropriate. Such requests will be returned without action.

ABSTRACTS

Remember the clearance of an abstract is just that. It does not clear, authorize or imply clearance of the main presentation. That material must also be submitted and cleared properly.

BRIEFINGS/PRESENTATIONS

We cannot accept visuals for clearance without the accompanying text. Releasability can be determined only on the basis of the review of the complete presentation. Submittal of notes or outlines, vugraphs or slides alone is unacceptable and such packages will be returned without action.

VIDEOTAPES

When submitting videotapes for clearance, provide three copies. We also need 11 copies of the complete script. If there is no audio, you must provide a scene description.

SOFTWARE RELEASE

Requests for clearance of computer software (source and/or object code inclusive) must be submitted in compliance with the ASC Software Release Policy Guidance Memorandum, 22 Dec 95. The guidance and form letter can be obtained by either contact ASC/PA (52776) or on the Wright-Patt Home Page under "Software Release Requests."

USE OF PREVIOUSLY CLEARED MATERIAL

Material may be used from a single-cleared source as long as no technical content is added WITHOUT RESUBMITTING IT FOR APPROVAL. For example, someone has cleared and published a journal article and is now asked to give a presentation based on that article. No further review is required if ALL the material is extracted from that single article. However, if the author gathers the content from several previously cleared sources, he/she, then, has a new document/presentation which MUST be submitted for clearance. When portions of a submittal have been previously cleared, identify those portions and furnish appropriate case numbers/dates.

JOINTLY AUTHORED PAPERS

Sometimes one of our in-house writers will co-author a paper with a contractor author. When this happens, one author should decide who will submit the request for public release approval in order to avoid duplicate requests which needlessly consume time and energy. So, check with the co-author before submitting a request. This should preclude duplication.

We are seeing more and more jointly funded programs. If another service or agency is involved, they need to see the material. We cannot speak for them. If jointly funded/co-authored by other government entities (i.e., Army, Navy, NASA, DARPA, etc.), obtain their coordination and attach the signed statement, authorizing public release of this information, to the request.

DON'T SEND "DRAFT" COPY

All copy submitted for security/policy review must be complete, final copy. Papers marked "Working Copy," "Draft," or "Preliminary Copy," aren't considered final. I'm talking content--not format. Once approved, you may not revise the technical content unless you re-submit the material. Please submit only final copy, and do not mark anything "Draft." Photos or figures must be clear and legible--most fax copies are not clear enough to be acceptable..

R&D APPLICATIONS--OTHER AGENCIES/SERVICES/PROGRAMS

If you have submitted material for public release that discusses other programs (e.g., JPATS, F-22, C-17), those offices must review. ASC/PA will obtain the necessary coordination and review from the cognizant office.

EXISTING DOCUMENTS CONTAINING RESTRICTIVE STATEMENTS

If the material reflects a limited statement and/or Export Control Statements and the Office of Primary Responsibility (OPR) determines public release approval is necessary, the statements must be removed prior to submitting to ASC/PA Security and Policy Review. That responsibility belongs to the controlling office. ASC/PA has no authority to remove such statements; therefore, submittals with such statements will be returned without action.

REFERENCES

Classified references, while not forbidden, are not recommended because they provide intelligence "shopping lists" and are not available to the general public.

6.1 FUNDED MATERIAL (BASIC RESEARCH)

University/Industry--No restrictions will be placed on the conduct or reporting of unclassified contracted research that is (a) funded by DoD budget category 6.1 (basic research), whether performed by universities or industry or (b) funded by DoD budget category 6.2 (exploratory development) and performed on campus at a university, but for those rare exceptions where there is a high likelihood of disclosing performance characteristics of military systems, or of manufacturing technologies that are unique and critical to defense. **Exception to this policy:**

- ** Papers which are jointly authored by university and in-house laboratories (Air Force member/DoD civilian). Under those circumstances, the material must be cleared for open publication through Public Affairs channels, even if it constitutes "basic research."
- ** Clearance of technical reports for submission to the National Technical Information Services (NTIS) under distribution statement "A" (cleared for public release, distribution is unlimited). All intended for Statement "A" distribution must be processed through Public Affairs channels, and should be cleared at the lowest echelon possible.

DOD POLICY ON ACADEMIC FREEDOM—DoDD 5230.9, date 9 Apr 96

To ensure a climate of academic freedom and to encourage intellectual expression, students (including midshipmen and cadets) and faculty members (DoD civilian or military) of an academy, college, university or DoD school are not required to submit for review papers or materials that are prepared in response to academic requirements and not intended for release outside the academic institution. Information that is intended for public access shall be submitted for review. Clearance shall be granted if classified information is not disclosed, the DoD interests in nonclassified areas are not jeopardized, and the author accurately portrays official policy, even if the author takes issue with that policy.

~~NATO AGARD MEETINGS~~

~~NATO AGARD meetings are for AGARD panel members only, therefore, presentations/publications do not require public release approval. This material should be processed through the Foreign Disclosure Office.~~

COPYRIGHT AND AIR FORCE AUTHORS: The law governing the placement of government work in the public domain ensures citizens free access to government-related information. Work prepared by an employee of the U.S. government as part of that person's official duties cannot be copyrighted. The key is determining whether or not the submitted material was prepared as part of the author's official duties. If the material was developed through the employee's own initiative, outside his or her duties, even though the subject matter involves the professional field of the author, it may be copyrighted. However, a thesis prepared for a degree requirement can fall into the realm of government work if the employee's "official duty" is to attend school. Questions concerning "to copyright" or "not to copyright" should be directed to AFMC LO/JAZ. Consider copyright law when releasing co-authored material on to the Internet.

HIGHER HEADQUARTERS REVIEW

Generally, information must be reviewed and cleared at higher headquarters if it:

- Originates, or is proposed for release, at the seat of the U.S. Government. (This includes displays, exhibits, speeches, etc., but usually does not apply to technical papers intended for presentation at conferences and meetings.)
- Is, or has the potential to become, an item of national interest or has foreign policy implications.
- Concerns high-level military, DOD, or U.S. Government policy.
- Concerns subjects of potential controversy among DOD components or with other federal agencies.
- Concerns the following subject areas:
 - New weapons, weapon systems, or significant modifications or improvements to existing weapons or systems, equipment, or techniques.
 - Military operations, operations security, potential operations, and significant exercises.
 - National command authorities and command posts.
 - Military applications in space; nuclear weapons, including weapon effects research; chemical warfare; defense biological and toxin research; and high-energy lasers and particle beam technology.
 - Material, including that submitted by defense contractors, involving critical military technology.
 - Others as OATSD/PA may designate.



DEPARTMENT OF THE AIR FORCE

WRIGHT LABORATORY (AFMC)
WRIGHT-PATTERSON AIR FORCE BASE OHIO

U.S. AIR FORCE



1947 - 1997

MEMORANDUM FOR ASC/PA

FROM:

SUBJECT: Request for Public Release Approval (AFI 35-205)

1. Please review the attached material for public release approval. The following information is provided in support of this request:

a. CONTRACT # and company name:
Contains DD 254 Yes No
Refers to Security Classification Guide Yes No

b. TYPE OF INFORMATION: (technical paper, journal article, abstract, technical report, etc.):

Internet Requests: When requesting public release approval for WWW pages, please submit the request via the WPAFB WWW server. The on-line form to submit the request is available at http://www.wpafb.af.mil/ascpa/secrevw/rr/release-request.html, or you can access this form by navigating the following links: the Wright-Patt Home Page, ASC Public Affairs, All WPAFB Home Page Requests On-Line.

c. PRESENTATION TO (i.e., for conferences or presentations, give sponsoring organization or technical society, location (city & state), and exact date) (BE SPECIFIC)

NOTE: FOR CLOSED SESSIONS -- PUBLIC RELEASE APPROVAL IS NOT REQUIRED

d. PUBLICATION AND/OR SUBMITTAL DEADLINE:

e. TITLE:

f. AUTHOR(S): (name, title, organization):

g. If co-authored by other government entities (i.e., Army, Navy, NASA, DARPA, etc.), obtain their coordination and attach the signed statement, authorizing public release of this information, to this request.

2. The information contained in this material is complete with figures/legible photos/text with briefing charts/videos and scripts.

ASC/PA APPROVAL

(Division level signature/title)

(Higher echelon signature -- if applicable)

Golden Legacy, Boundless Future... Your Nation's Air Force

3. This information is unclassified, technically accurate, nonproprietary and considered suitable for public release. It contains no computer software, owned or developed by or for the government. Export restrictions (i.e., MCTL, Munitions List (ITAR) and CCL) and current AF/DoD policy have been considered prior to requesting public release approval.

4. Check all that apply to references—sign and date:

All references are unclassified/unlimited and are available to the public.

References # _____ are subject to distribution limitation. No limited information from these references is included in this document being submitted for clearance.

No references are contained in attached material.

Signature of requester

Date

5. The technology contained in this material submitted for release:

a. Is (circle all that apply)

(1) being applied,

(2) nearing application (maturing),

(3) _____ years or more away from application

b. Resulted from technical efforts funded under Program Element _____ (identify PE, i.e., 6.1, 6.2, 6.3, etc.).

DARPA FUNDED, has management responsibility been transferred to a Wright-Patt organization? Yes _____ No _____

SMALL BUSINESS (SBIR) FUNDED (6.5), is contractor waiver letter on file granting permission to release information? Yes _____ No _____

6. Government point of contact (name, symbol, and telephone):

NOTE: The final clearance will be mailed to the individual indicated above. If you wish the material to go to someone who tracks suspenses/materials submitted, please indicate that below. This will insure that the proper person receives this clearance material and expedites your submittals. Thank you.

SOFTWARE RELEASE POLICY GUIDANCE MEMORANDUM (PUBLIC DOMAIN)

Note: This guidance does not apply to release of software pursuant to a cooperative research and development agreement (CRDA) under 15 U.S.C. 3710a, a license agreement, or other written agreement containing specific terms and conditions regarding use.

The Directorate of Freedom of Information and Security Review, Assistant to the Secretary of Defense Public Affairs, has determined that software is considered to be *information* for Public and is subject to the clearance requirements of DoD 5230-9 "Clearance of DoD Information for Public Release" and AFI 35-205 "Air Force Security & Policy Review Program." Software includes but is not limited to the system functional design, logic flow, algorithms, application programs, operating systems and support software for design, implementation, test, operation, diagnosis and repair.

The following guidelines shall be observed in clearing software for public release:

- a. Software clearance shall be handled at the lowest level of review able to competently evaluate the software and its public release affect. Policy interpretation should be referred to the next higher level of authority. ASC requires all requests, including requests by contractors, to be approved by directors of program offices and laboratory directorates or their designated representatives.
- b. All request for software release clearance must include manuals or other documentation which describe the function(s) of the software.
- c. Requests must be limited to non-sensitive research and development software, having no restrictions either to object (applications) or source code, and which may be marked "Approved for Public Release: Distribution Unlimited."
- d. Software or documentation protected by copyright, or in which the Government has Restricted Rights, Limited Rights, or government Purpose Rights, may only be released with the written permission of the software owner.
- e. Software submitted for release clearance may be subject to decompiling, listing and analysis to verify certification statements.

f. All software submitted for release clearance shall contain the following disclaimer (in uppercase) prominently marked on any software packaging and documentation, and displayed, if possible, by the software:

THIS SOFTWARE AND ANY ACCOMPANYING DOCUMENTATION IS RELEASED "AS IS." THE U.S. GOVERNMENT MAKES NO WARRANTY OF ANY KIND, EXPRESS OR IMPLIED, CONCERNING THIS SOFTWARE AND ANY ACCOMPANYING DOCUMENTATION, INCLUDING, WITHOUT LIMITATION, ANY WARRANTIES OF MERCHANTABILITY OR FITNESS FOR A PARTICULAR PURPOSE. IN NO EVENT WILL THE U.S. GOVERNMENT BE LIABLE FOR ANY DAMAGES, INCLUDING ANY LOST PROFITS, LOST SAVINGS OR OTHER INCIDENTAL OR CONSEQUENTIAL DAMAGES ARISING OUT OF THE USE, OR INABILITY TO USE, THIS SOFTWARE OR ANY ACCOMPANYING DOCUMENTATION, EVEN IF INFORMED IN ADVANCE OF THE POSSIBILITY OF SUCH DAMAGES."



DEPARTMENT OF THE AIR FORCE
 HEADQUARTERS AERONAUTICAL SYSTEMS CENTER (AFMC)
 WRIGHT-PATTERSON AIR FORCE BASE, OHIO

MEMORANDUM FOR ASC/PA

FROM:

SUBJECT: Request for Public Release Approval--Software and Documentation

Please review the attached software and documentation for public release approval (ASC Policy Memorandum). The following information is provided in support of this request:

TITLE: _____

ABSTRACT (Description of Software Functions and Performance): _____

SOFTWARE--TYPE/LANGUAGE/MEDIUM (Circle Appropriate Category):

<u>TYPE</u>	<u>LANGUAGE</u>	<u>MEDIUM (MUST INCLUDE)</u>
Engineering Applications	FORTRAN	Hard Copy (Source Listing)
Operating System (Hardware Interface)	C, C+, etc.	Program on Disk
Database	Other (Specify) _____	(Source or Executable)
Other (Specify) _____		

DOCUMENTATION--MUST INCLUDE MANUALS/TECH REPORTS, ETC. (Describe documentation and how it relates to the software): _____

PROGRAM DEVELOPED BY:
 Entirely by Contractor (Name & Contract Number) _____
 Entirely by DoD Employee (OPR Title & Organization) _____
 Jointly by Contractor and DoD Employee (Name/Contract Number, OPR/Title & Organization) _____

INTENDED USE and DATE NEEDED: _____

ASC/PA APPROVAL

 DIRECTOR SIGNATURE & TITLE

CERTIFICATION STATEMENTS:

1. I certify the software is UNCLASSIFIED, non-sensitive, and appropriate for public release.
2. I certify the software is not subject to export restrictions, i.e., Militarily Critical Technologies List (MCTL), Munitions List-International Traffic in Arms Regulation (ITAR) and Commerce Control List (CCL).
3. I certify the software contains no Air Force database algorithms or other information not described in the documentation furnished with the software.
4. I certify that (CIRCLE LETTER OF ALL APPLICABLE STATEMENTS):
 - (a) The software and accompanying documentation were developed in whole or in part by U.S. Government employees as part of their official duties.
 - (b) The software and accompanying documentation were developed in whole or in part by contractor or contractor employees entirely at U.S. Government expense and the contractor or subcontractor has not asserted any copyright or other intellectual property rights to the software and documentation, or the request is being made by the contractor or subcontractor which developed the software.
 - (c) The software includes either public domain software or "freeware" software and, in the case of "freeware" software, a copy of the applicable freeware license (copy attached) accompanies the software.
 - (d) The software and accompanying documentation were developed in whole or in part at private expense and the owners of all rights in the software have indicated in writing (copy attached) that the software and documentation may be released to the general public without restriction.
5. List any additional comments unique to this request which makes this software clearable:

OPR: Name (Printed & Signed)	OFFICE SYMBOL	PHONE	DATE
------------------------------	---------------	-------	------

DIVISION OR EQUIVALENT: Name (Printed & Signed)	OFFICE SYMBOL	PHONE	DATE
--	---------------	-------	------

APPENDIX G. TRACKING THE TECHNICAL REPORT

**AL/EQ-TR-1997-0023 PHOTOOXIDATION (PHOTOOX) OF
DILUTE GASEOUS EFFLUENTS VANBENTHEM**

RECEIVED
17JUNE97

RETURNED FINAL PRINTED DISTRIBUTED
19JUNE97 AUGUST97 SEPT97 MAILED OUT

**AL/EQ-TR-1997-0024 SIX-PHASE SOIL HEATING OF THE
SATURATED ZONE, DOVER AIR FORCE BASE, DELAWARE**

RECEIVED
18 AUG 97

RETURNED FINAL PRINTED DISTRIBUTED
25 AUG 97

**AL/EQ-TR-1997-0025 DEVELOPMENT OF IMMUNOESSAY
FOR THE DETECTION OF AQUEOUS FILM-FORMING FOAM
(AFFF)**

RECEIVED
19 AUG 97

RETURNED FINAL PRINTED DISTRIBUTED
25 AUG 97

**AL/EQ-TR-1997-0026 FIBER-OPTIC LONG-PERIOD GRATING
SENSORS FOR THE DETECTION OF AQUEOUS FILM-
FORMING (AFFF)**

RECEIVED
20 AUG 97

RETURNED FINAL PRINTED DISTRIBUTED
28 AUG 97

**AL/EQ-TR-1997-0027 DEMONSTRATION OF STEAM
INJECTION AS AN ENHANCED SOURCE REMOVAL
TECHNOLOGY FOR AQUIFER RESTORATION**

RECEIVED
20 AUG 97

RETURNED FINAL PRINTED DISTRIBUTED
28 AUG 97

**AL/EQ-TR-1997-0028 TECHNOLOGY AND VALIDATION OF
THE SITE CHARACTERIZATION AND ANALYSIS
PENETROMETER SYSTEM USING TUNABLE LASER
SPECTROMETER**

RECEIVED
28 AUG 97

RETURNED FINAL PRINTED DISTRIBUTED
01 SEP 97

ATHESIS

**AL/EQ-1997-0029 NOVEL EUBACTERIUM THAT REDUCTIVELY
DECHLORINATES TETRACHLORETHENE (PCE) TO ETHENE**

RECEIVED
11 SEP 97

RETURNED FINAL PRINTED DISTRIBUTED
11SEP97

APPENDIX H ANSWERING DTIC QUERIES

Whenever someone orders a document from DTIC, your STINFO focal point will probably ask you if the report is releasable to the requesting person or agency. If the report is proprietary, you must ask your contractor if all or part of the information is releasable.

- a. If only part is releasable, you must create a sanitized version. and send this forward.
- b. You and your STINFO focal point should review the report to determine whether or not the information is still restricted. If it is proprietary, the contractor must give written permission.
- c. If you determine the distribution statement should be changed to A (Public Release) you still must have Public Affairs do a security and policy review.

This appendix contains an example of a completed procedure for changing the distribution statement on a technical report.

AD-B216577
u/c-13137

**RELEASING AGENT
(Complete Section III)**

1. **REVIEW REQUEST.** Contractor or Grantee government sponsor identification and contact point is included in Section I or II for your use, if necessary.

If approved only for specific requester identification in Section I or II:

- Check that approval block.
- Type name and title.
- Sign and enter date in Section III.
- Return to DTIC.

If approved for all DTIC users:

- Check that approval block.
- Type name and title.
- Sign and enter date in Section III.
- Return to DTIC.

(NOTE: When this block is checked the existing distribution limitation assigned to the report is retained, but you are giving DTIC the authority to release your limited document to all registered DTIC users who are cleared for the security level and subject area of the document.)

If disapproved:

- Check disapproval block.
- Type name and title.
- Sign, enter date, and explain reason for disapproval in Section III.
- Return to DTIC.

2. **As directed by DDDR&E (R & AT), DoD releasing agencies should:**

Complete this form and return it to DTIC within 15 days.

Re-examine the need for a limited distribution statement on this document and, if possible, authorize its removal. To document this review, a memorandum indicating that the limitation statement can be removed or explaining why it cannot be removed should also be sent to DTIC.

IF YOU NEED A COPY OF THE DOCUMENT FOR REVIEW, GIVE DTIC A CALL AND IT WILL BE PROVIDED FREE OF CHARGE. (703)767-8271; DSN 427-8271.

REQUEST FOR LIMITED DOCUMENT

DTIC CONTROL NO.

USER CONTROL NO.

7248002

DA

I. REQUEST AND JUSTIFICATION

AD NUMBER AD-B216 577L	REPORT CLASSIFICATION: UNCLASSIFIED	03
DATE REQUESTED SEP 04, 1997	DISTRIBUTION STATEMENT: DISTRIBUTION AUTHORIZED TO U.S. GOV'T. AGENCIES ONLY; PROPRIETARY INFO.; MAR 96. OTHER REQUESTS SHALL BE REFERRED TO AL/EQPP, 139 BARNES DRIVE, SUITE 2, TYNDALL AFB, FL 32403-5323.	

BIBLIOGRAPHIC INFORMATION: (The following data elements will be printed in this order: Report Title, Personal Authors, Report Date, Monitor Acronym, Monitor Series, Report Number, Contract Number and Corporate Author.)
 CHARACTERIZATION OF JET EXHAUST GASES AT MCCLELLAN AFB. NELSON, SID, SR MAR, 1995
 AL/EQ, XC TR-1996-0024, AL/EQ F08637-94-C-6027 SORBENT TECHNOLOGIES TWINSBURG OH

REQUIRED FOR (Explain need in detail, include applicable contracts) PART OF CONTRACT WORK REQ; : MITCH MITCHELL

II. REQUESTING ORGANIZATION AND GOVERNMENT SPONSOR IDENTIFICATION

REQUESTING ORGANIZATION AND ADDRESS PRIMEX AEROSPACE CO ATTN: J GURLEY PO BOX 97009 REDMOND, WA 980739709	TITLE/NAME DEDVELOPMENT ENGINEER MITCH MITCHELL
	USER CODE 13137 REGISTERED CONTRACT NUMBER 2620-97-C-0056
	FACILITY CLEARANCE CONFIDENTIAL CONTRACT CLEARANCE CONFIDENTIAL
GOVERNMENT SPONSOR AND ADDRESS BETTE ALSTON, HILL AFB, UT 84056-5820 (810) 777-7168	TYPE COPY AND QUANTITY <input type="checkbox"/> PAPER COPY _____ COPY(S) <input checked="" type="checkbox"/> MICROFORM 01 COPY(S)
CONTRACT MONITOR AND TELEPHONE NUMBER LARRY ABNER, 2076-885-5000	METHOD OF PAYMENT <input checked="" type="checkbox"/> CHARGE TO NTIS DEPOSIT ACCOUNT NO. 75174 <input type="checkbox"/> BILL MY ORGANIZATION TO THE ATTENTION OF:

III. RELEASING AGENCY DECISION

RELEASING AGENCY AND ADDRESS AL/EQPP, 139 BARNES DRIVE SUITE 2 TYNDALL AFB, FL. 32403-5323	<input checked="" type="checkbox"/> APPROVED FOR RELEASE TO REQUESTER IN SECTION II <input type="checkbox"/> APPROVED FOR RELEASE TO ALL REGISTERED DTIC USERS WITH ADEQUATE SECURITY CLEARANCE AND NEED-TO-KNOW <input type="checkbox"/> DISAPPROVED. REASON FOR DISAPPROVAL:
TYPED NAME AND TITLE LARRY L. TESTERMAN STINFO PROGRAM MANAGER, DSN 523-6259	SIGNATURE <i>Larry L. Testerman</i> DATE 17 SEP 97

Forward Header

Subject: Re: Changing classification of report
Author: Joe Wander at Armstrong_Lab1
Date: 9/16/97 10:18 AM

Larry--

Is Sorbtech's reply below sufficient for you to Aify (well, deBify doesn't sound any better--maybe it's easier to say in Greek) 96-24?

joe

Message

Sid--

I have a request from DTIC for AL/EQ-TR-1996-0024, which is on limited distribution. I see nothing proprietary in it, and I think it should be available for unlimited distribution. How about I have it reclassified?

joe

Reply Separator

Subject: Changing classification of report
Author: <Sorb@aol.com> at ~Internet-Mail
Date: 9/16/97 11:06 AM

Dear Joe,

We have no problems with changing the classification of the report.
Please go ahead and do so.
Is there anything that you wish us to do regarding Hill?

Sincerely Yours,
Sid Nelson

17 Sep 97

MEMORANDUM FOR : EQM/Dr. Wander

FROM: AL/EQPP (LARRY TESTERMAN)

SUBJECT: Request for Security and Policy Review

1. The following document has been reviewed for public release in accordance with Air Force Security and Policy review procedures as outlined in AFPD 35-2.

AL/EQ-TR-1996-0024, Characterization of Jet Exhaust Gases at Mclellan AFB.
SBIR report cleared with written permission of contractor (attached).

2. Audience is general public to include foreign nationals. Coordinated with Foreign Disclosure Policy Officer.

3. To the best of my knowledge, the release of this document is consistent with current Air Force Policy. I certify that it has been reviewed by competent technical authority, and that it is accurate, unclassified, clear of all proprietary and copyright restrictions, and suitable for public release.

4. The document cited above is:

a. Approved for public release.

b. Approved for public release, subject to the following conditions. SBIR report, cleared with written permission of contractor.

c. Not approved for release at this level. Please provide six copies for review by SAF/PAS.

d. Not approved for public release.


LARRY L. TESTERMAN
Scientific and Technical Information
Program Manager/ Public Affairs Officer


17 Sep 97

MEMORANDUM FOR: DTIC

FROM: AL/EQPP(STINFO)

SUBJECT: Change of Distribution Statement on AL/EQ-TR-1996-0024

1. Please change the Distribution Statement on AI/EQ-TR-1996-0024 from Distribution B, U.S. Government Agencies Only, to Distribution A, Approved for Public Release.
2. Written permission of the contractor, Sorbent Technologies, is in our possession.
3. The document has undergone Security and Policy Review by a cognizant Public Affairs Officer. See attached letter.



LARRY L. TESTERMAN
Scientific and Technical
Information Program Manager

APPENDIX I
SENDING YOUR TECHNICAL REPORTS TO ML

Management must decide whether or not to send the technical reports through ML for publications processing. If this decision is made, your STINFO focal point will provide you with a copy of their handbook. At any rate you must still do your own editing and will have to obtain Security and Policy Review from a cognizant PA (theirs).

APPENDIX J
STATUS REPORTS FOR DIVISION AND BRANCH CHIEFS

The STINFO focal point will provide you, your branch chief, and the division chief with a list of all technical reports that are more than 6 months old. This status report will be furnished at least once a month. Some examples are attached.

12 Aug 97

MEMORANDUM FOR: EQA

SUBJECT: Overdue Technical Reports

FROM: EQPP/STINFO

1. Here is our latest listing of overdue technical reports for your division. The totals include additions to the list of those over 6 months old.
2. We are getting better at publishing our most recent reports. However some of these reports were edited and returned to the project manager as early as 6 years ago. This is especially embarrassing in light of the AFI 61-202 requirement to publish the report not later than 6 months after the technical effort has ended.
3. A number of work units are also overdue for closeout. AFI 61-201 will not let us close these until we have received final technical reports
4. Repeated not Repeated notifications have not produced camera-ready reports. If we cannot find a publishable technical report, there is a provision for waiving publication. If this is the case, let me know and we will take action to purge the books. If there is any way that I can help your project managers to get these technical reports published or off our records, please let me know.
5. As we become part of a new directorate, it seems especially important to demonstrate out professionalism by either publishing our late reports or waiving their publication. In addition, neither Ms Reynolds not I will be here after the end of September; We need to publish as many as possible before we go to another system.
6. It would be easier for us to start with an up-to-date record. Still another driver is the fact that work units, technical reports, and case folders make such easy targets for upcoming IG inspections.

LARRY TESTERMAN
Scientific and Technical
Information Program Manager

1 Atch. TR List

cc: EQP
EQ

LATE TECHNICAL REPORTS EQA

OVER 6 YEARS OLD

ESL-90-37 DEVELOPMENT OF PROCEDURES TO
ADDRESS PERFORMANCE OF EXTERNAL
LEAK DETECTION OCT 90 NIELSEN

OVER 5 YEARS OLD

ESL 91-39 DETERMINING THE MOST COST-EFFICIENT
PUMPING SCHEMES FOR TREATING.. SEP 91 NIELSEN

OVER 3 YEARS OLD

AL/EQ 94-10 ELECTROLUMINESCENT ELECTRODES
FOR REAL-TIME MONITORING OF
POLLUTANTS FEB 94 NIELSEN

OVER 1 YEAR OLD

95-32 DETECTION OF NON-AQUEOUS-PHASE LIQUIDS BY HIGH-
ACCURACY MULTIMODE, MULTIREOLUTION SYSTEMS
SEP 95 GEER

Final Reviewed by STINFO on 13 Jun. Returned as Unacceptable

96-11 A MICROMODEL STUDY OF RESIDUAL HYDROCARBON MASS
TRANSFER RATE IN POROUS MEDIA ROBERTS FEB 96

OVER 6 MONTHS OLD

96-47 BIOASSAY FOR QUANTIFYING INTRINSIC BIOREMEDIATION
POTENTIAL OF FUEL HYDROCARBONS BY IRON-REDUCING

BACTERIA

GEER OCT 96

97-05

A LITERATURE SEARCH FOR ATMOSPHERIC SENSOR
TECHNOLOGY

JUDD FEB 97

SUMMARY

Over 6 Years Old Over 5 Years Old Over 3 Years Old Over 1 Year Old

1

1

1

2

Over 6 Months Old Total Late Reports

2

7