

Common Sense Guide to Mitigating Insider Threats

4th Edition

George Silowash
Dawn Cappelli
Andrew Moore
Randall Trzeciak
Timothy J. Shimeall
Lori Flynn

December 2012

TECHNICAL REPORT
CMU/SEI-2012-TR-012

CERT[®] Program

<http://www.sei.cmu.edu>



Copyright 2012 Carnegie Mellon University.

This material is based upon work funded and supported by the United States Department of Homeland Security under Contract No. FA8721-05-C-0003 with Carnegie Mellon University for the operation of the Software Engineering Institute, a federally funded research and development center sponsored by the United States Department of Defense.

Any opinions, findings and conclusions or recommendations expressed in this material are those of the author(s) and do not necessarily reflect the views of United States Department of Homeland Security or the United States Department of Defense.

This report was prepared for the:

SEI Administrative Agent
AFLCMC/PZE
20 Schilling Circle, Bldg 1305, 3rd floor
Hanscom AFB, MA 01731-2125

NO WARRANTY

THIS CARNEGIE MELLON UNIVERSITY AND SOFTWARE ENGINEERING INSTITUTE MATERIAL IS FURNISHED ON AN "AS-IS" BASIS. CARNEGIE MELLON UNIVERSITY MAKES NO WARRANTIES OF ANY KIND, EITHER EXPRESSED OR IMPLIED, AS TO ANY MATTER INCLUDING, BUT NOT LIMITED TO, WARRANTY OF FITNESS FOR PURPOSE OR MERCHANTABILITY, EXCLUSIVITY, OR RESULTS OBTAINED FROM USE OF THE MATERIAL. CARNEGIE MELLON UNIVERSITY DOES NOT MAKE ANY WARRANTY OF ANY KIND WITH RESPECT TO FREEDOM FROM PATENT, TRADEMARK, OR COPYRIGHT INFRINGEMENT.

This material has been approved for public release and unlimited distribution except as restricted below.

Internal use:* Permission to reproduce this material and to prepare derivative works from this material for internal use is granted, provided the copyright and "No Warranty" statements are included with all reproductions and derivative works.

External use:* This material may be reproduced in its entirety, without modification, and freely distributed in written or electronic form without requesting formal permission. Permission is required for any other external and/or commercial use. Requests for permission should be directed to the Software Engineering Institute at permission@sei.cmu.edu.

® CERT is registered in the U.S. Patent and Trademark Office by Carnegie Mellon University.
TM Carnegie Mellon Software Engineering Institute (stylized), Carnegie Mellon Software Engineering Institute (and design), Simplex, and the stylized hexagon are trademarks of Carnegie Mellon University.

* These restrictions do not apply to U.S. government entities.

Table of Contents

Acknowledgments	xi
Executive Summary	xiii
Abstract	xv
Introduction	1
What Is Insider Threat?	2
Are Insiders Really a Threat?	3
Who Should Read This Guide?	4
Can Insiders Be Stopped?	4
Patterns and Trends Observed by Type of Malicious Insider Activity	4
How to Use This Guide	6
Practice 1: Consider threats from insiders and business partners in enterprise-wide risk assessments.	8
Protective Measures	8
Challenges	9
Case Studies	10
Quick Wins and High-Impact Solutions	11
All Organizations	11
Large Organizations	11
Mapping to Standards	12
Practice 2: Clearly document and consistently enforce policies and controls.	13
Protective Measures	13
Challenges	14
Case Studies	14
Quick Wins and High-Impact Solutions	16
All Organizations	16
Mapping to Standards	16
Practice 3: Incorporate insider threat awareness into periodic security training for all employees.	17
Protective Measures	17
Challenges	20
Case Studies	20
Quick Wins and High-Impact Solutions	21
All Organizations	21
Large Organizations	21
Mapping to Standards	22
Practice 4: Beginning with the hiring process, monitor and respond to suspicious or disruptive behavior.	23
Protective Measures	23
Challenges	24
Case Studies	25
Quick Wins and High-Impact Solutions	27
All Organizations	27
Mapping to Standards	27

Practice 5: Anticipate and manage negative issues in the work environment.	28
Protective Measures	28
Challenges	29
Case Studies	29
Quick Wins and High-Impact Solutions	30
All Organizations	30
Mapping to Standards	30
Practice 6: Know your assets.	31
Protective Measures	31
Challenges	33
Case Study	33
Quick Wins and High-Impact Solutions	34
All Organizations	34
Mapping to Standards	34
Practice 7: Implement strict password and account management policies and practices.	35
Protective Measures	35
Challenges	37
Case Studies	37
Quick Wins and High-Impact Solutions	38
All Organizations	38
Large Organizations	38
Mapping to Standards	38
Practice 8: Enforce separation of duties and least privilege.	40
Protective Measures	40
Challenges	41
Case Studies	41
Quick Wins and High-Impact Solutions	42
All Organizations	42
Large Organizations	42
Mapping to Standards	42
Practice 9: Define explicit security agreements for any cloud services, especially access restrictions and monitoring capabilities.	43
Protective Measures	43
Challenges	46
Case Studies	46
Quick Wins and High-Impact Solutions	47
All Organizations	47
Mapping to Standards	47
Practice 10: Institute stringent access controls and monitoring policies on privileged users.	48
Protective Measures	48
Challenges	50
Case Studies	50
Quick Wins and High-Impact Solutions	51
All Organizations	51
Large Organizations	51
Mapping to Standards	51
Practice 11: Institutionalize system change controls.	52
Protective Measures	52
Challenges	53

Case Studies	54
Quick Wins and High-Impact Solutions	55
All Organizations	55
Large Organizations	55
Mapping to Standards	55
Practice 12: Use a log correlation engine or security information and event management (SIEM) system to log, monitor, and audit employee actions.	56
Protective Measures	56
Challenges	58
Case Studies	58
Quick Wins and High-Impact Solutions	58
All Organizations	58
Large Organizations	59
Mapping to Standards	59
Practice 13: Monitor and control remote access from all end points, including mobile devices.	60
Protective Measures	60
Challenges	63
Case Studies	63
Quick Wins and High-Impact Solutions	64
All Organizations	64
Large Organizations	64
Mapping to Standards	64
Practice 14: Develop a comprehensive employee termination procedure.	65
Protective Measures	65
Challenges	67
Case Studies	67
Quick Wins and High-Impact Solutions	67
All Organizations	67
Large Organizations	68
Mapping to Standards	68
Practice 15: Implement secure backup and recovery processes.	69
Protective Measures	69
Challenges	71
Case Study	71
Quick Wins and High-Impact Solutions	71
All Organizations	71
Large Organizations	71
Mapping to Standards	72
Practice 16: Develop a formalized insider threat program.	73
Protective Measures	73
Challenges	79
Case Studies	79
Quick Wins and High-Impact Solutions	81
All Organizations	81
Large Organizations	81
Mapping to Standards	81
Practice 17: Establish a baseline of normal network device behavior.	82
Protective Measures	82

Challenges	83
Case Studies	84
Quick Wins and High-Impact Solutions	84
All Organizations	84
Large Organizations	85
Mapping to Standards	85
Practice 18: Be especially vigilant regarding social media.	86
Protective Measures	86
Challenges	88
Case Studies	88
Quick Wins and High-Impact Solutions	89
All Organizations	89
Large Organizations	89
Mapping to Standards	89
Practice 19: Close the doors to unauthorized data exfiltration.	90
Protective Measures	90
Challenges	93
Case Studies	93
Quick Wins and High-Impact Solutions	94
All Organizations	94
Large Organizations	94
Mapping to Standards	95
Appendix A: Acronyms	97
Appendix B: Sources of Best Practices	100
Appendix C: Best Practices Mapped to Standards	101
Appendix D: Best Practices by Organizational Group	103
Appendix E: Checklists of Quick Wins and High-Impact Solutions	110
Practice 1	110
All Organizations	110
Large Organizations	110
Practice 2	111
All Organizations	111
Practice 3	111
All Organizations	111
Large Organizations	112
Practice 4	112
All Organizations	112
Practice 5	112
All Organizations	112
Practice 6	113
All Organizations	113
Practice 7	113
All Organizations	113
Large Organizations	113
Practice 8	114
All Organizations	114
Large Organizations	114
Practice 9	114
All Organizations	114

Practice 10	115
All Organizations	115
Large Organizations	115
Practice 11	115
All Organizations	115
Large Organizations	115
Practice 12	115
All Organizations	115
Large Organizations	116
Practice 13	116
All Organizations	116
Large Organizations	116
Practice 14	116
All Organizations	116
Large Organizations	117
Practice 15	117
All Organizations	117
Large Organizations	117
Practice 16	117
All Organizations	117
Large Organizations	117
Practice 17	117
All Organizations	117
Large Organizations	118
Practice 18	118
All Organizations	118
Large Organizations	118
Practice 19	118
All Organizations	118
Large Organizations	119
References	121

List of Figures

Figure 1:	Number of Insider Threat Cases per Class, Excluding Miscellaneous Cases	5
Figure 2:	Top Six Infrastructure Sectors for Fraud, Sabotage, and Theft of IP	6
Figure 3:	Inputs and Data Feeds to Insider Threat Program	75

List of Tables

Table 1:	Best Practices Mapped to Standards	101
Table 2:	Best Practices for All Organizational Groups	103
Table 3:	Human Resources Best Practices	104
Table 4:	Legal Best Practices	105
Table 5:	Physical Security Best Practices	106
Table 6:	Data Owners Best Practices	107
Table 7:	Information Technology Best Practices	108
Table 8:	Software Engineering Best Practices	109

Acknowledgments

The authors would like to thank the U.S. Department of Homeland Security (DHS), Federal Network Resilience (FNR) division within the Office of Cybersecurity and Communications for sponsoring our work updating and augmenting the *Common Sense Guide* to create this fourth edition. Technologies and workplace practices have evolved, bringing with them new insider threats. Continued analysis of an increasing number of insider threat cases in the database of the CERT® Program, part of Carnegie Mellon University's Software Engineering Institute, have brought new data-based insights regarding insider threats and threat mitigations. We are very grateful to DHS FNS for giving us the opportunity to share these new insights to help counter the current set of insider threats.

In sponsoring the Insider Threat Study, the U.S. Secret Service provided more than just funding for the CERT Program's research. The joint study team, composed of CERT information security experts and behavioral psychologists from the Secret Service's National Threat Assessment Center, defined the research methodology and conducted the research that has provided the foundation for all of the CERT Program's subsequent insider threat research. The community as a whole owes a debt of gratitude to the Secret Service for sponsoring and collaborating on the original study, and for permitting the CERT Program to continue to rely on the valuable case files from that study for ongoing research. Specifically, the CERT Program would like to thank Dr. Marisa Reddy Randazzo, Dr. Michelle Keeney, Eileen Kowalski, and Matt Doherty from the National Threat Assessment Center, and Cornelius Tate, David Iacovetti, Wayne Peterson, and Tom Dover, our liaisons with the Secret Service during the study.

The authors would also like to thank the members of the Insider Threat Study team, who reviewed and coded cases, conducted interviews, helped write the study reports, and gave helpful reviews during the editing process of this document: Christopher Bateman, Josh Burns, Adam Cummings, Casey Dunlevy, Michael Hanley, Carly Huth, Todd Lewellen, Tom Longstaff, David McIntire, Joji Montelibano, David Mundie, Cindy Nesta, Stephanie Rogers, Timothy Shimeall, Derrick Spooner, Michael Theis, Bradford Willke, and Mark Zajicek. We give a special thanks to our team member and SEI professional editor Paul Ruggiero for his detailed attention to grammar, precision, and accuracy throughout this guide, which significantly improved it.

Since the Insider Threat Study, we on the CERT team have been fortunate to work with psychologists who have contributed their vast experience and new ideas to our work: Dr. Eric Shaw, a visiting scientist on the CERT Insider Threat team, who has contributed to most of the CERT insider threat projects; Dr. Steven Band, former chief of the FBI Behavioral Sciences Unit, who has provided expertise on psychological issues; and Dr. Lynn Fischer from the U.S. Department of Defense Personnel Security Research Center, who sponsored the CERT Program's initial insider threat research and has continued to work with the CERT team on various insider threat projects.

® CERT is a registered mark owned by Carnegie Mellon University.

The CERT team is extremely appreciative of the funding provided by CyLab. The impact of the insider threat research sponsored by CyLab has been enormous, within industry and government, and inside the United States as well as globally. CyLab provided key funding that has enabled the CERT team to perform research for the benefit of all: government and industry, technical staff and management. Specifically, we would like to thank Pradeep Khosla, Don McGillen, and Linda Whipkey, who have been advocates for the CERT Program's insider threat research since its inception, as well as Richard Power, Gene Hambrick, Virgil Gligor, and Adrian Perig.

The CERT team has had assistance from various CyLab graduate students over the past few years. These students enthusiastically joined the team and devoted their precious time to the CERT insider threat projects: Akash Desai, Hannah Benjamin-Joseph, Christopher Nguyen, Tom Carron, Matthew Collins, Merly Knox, Alicia Kozakiewicz, Brittany Phillips, and Eleni Tsamitis.

The Secret Service provided the 150 original case files for the CERT Program's insider threat research. CyLab's research required identification and collection of additional case materials. The CERT team gratefully acknowledges the hard work and long hours spent by Sheila Rosenthal, the SEI's manager of library services, assisting with this effort. Sheila was instrumental in obtaining the richest source materials available for more than 100 cases.

Finally, the CERT Program would like to thank all of the organizations, prosecutors, investigators, and convicted insiders who provided essential information to the team that enhanced the research. For the good of the community, it is essential that all of us share information. Together we can keep employees happy, correct problems before they escalate, and use our technical resources and business processes to prevent malicious insider activity or detect the precursors to a devastating attack and mitigate harm.

Executive Summary

This fourth edition of the *Common Sense Guide to Mitigating Insider Threats* provides the most current recommendations from the CERT[®] Program, part of Carnegie Mellon University's Software Engineering Institute, based on an expanded database of more than 700 insider threat cases and continued research and analysis. This edition includes mappings to the National Institute of Standards and Technology's (NIST's) Special Publication 800-53, the CERT Resilience Management Model, and the International Organization for Standardization (ISO) and International Electrotechnical Commission's (IEC's) standard 27002:2005. Furthermore, each practice lists several recommendations that organizations of various sizes should implement immediately to mitigate (prevent, detect, and respond to) insider threats.

For the purpose of this guide, a malicious insider is defined as a current or former employee, contractor, or business partner who meets the following criteria:

- has or had authorized access to an organization's network, system, or data
- has intentionally exceeded or intentionally used that access in a manner that negatively affected the confidentiality, integrity, or availability of the organization's information or information systems

Insider threats are influenced by a combination of technical, behavioral, and organizational issues and must be addressed by policies, procedures, and technologies. Accordingly, an organization's staff in management, human resources (HR), legal counsel, physical security, information technology (IT), and information assurance (IA),¹ as well as data owners and software engineers, can all benefit from reading this guide. Decision makers across the enterprise should understand the overall scope of the insider threat problem and communicate it to all the organization's employees. The CERT Program's current analysis recognizes the following unique patterns of insider threat behavior: intellectual property (IP) theft, IT sabotage, fraud, espionage, and accidental insider threats. This guide focuses on IP theft, IT sabotage, and fraud. Organizations can use this guide to efficiently inform and direct their mitigation of potential insider threats.

This edition of the guide describes 19 practices that organizations should implement across the enterprise to prevent and detect insider threats, as well as case studies of organizations that failed to do so. Each practice includes features new to this edition: challenges to implementation, quick wins and high-impact solutions for small and large organizations, and relevant security standards. This edition also focuses more on six groups within an organization—Human Resources, Legal, Physical Security, Data Owners, Information Technology, and Software Engineering—and provides quick reference tables noting which of these groups each practice applies to. The appendices provide a revised list of information security best practices, a new mapping of the

[®] CERT is a registered mark owned by Carnegie Mellon University.

¹ For the purpose of simplicity in this guide, IT encompasses both information technology/systems and information assurance unless specifically described otherwise. Organizations should consider having separate IT and IA teams because they have separate missions, each requiring specific training and daily focus.

guide's practices to established security standards, a new breakdown of the practices by organizational group, and new checklists of activities for each practice.

This guide details how and why to implement these best practices:

1. Consider threats from insiders and business partners in enterprise-wide risk assessments.
2. Clearly document and consistently enforce policies and controls.
3. Incorporate insider threat awareness into periodic security training for all employees.
4. Beginning with the hiring process, monitor and respond to suspicious or disruptive behavior.
5. Anticipate and manage negative issues in the work environment.
6. Know your assets.
7. Implement strict password and account management policies and practices.
8. Enforce separation of duties and least privilege.
9. Define explicit security agreements for any cloud services, especially access restrictions and monitoring capabilities.
10. Institute stringent access controls and monitoring policies on privileged users.
11. Institutionalize system change controls.
12. Use a log correlation engine or security information and event management (SIEM) system to log, monitor, and audit employee actions.
13. Monitor and control remote access from all end points, including mobile devices.
14. Develop a comprehensive employee termination procedure.
15. Implement secure backup and recovery processes.
16. Develop a formalized insider threat program.
17. Establish a baseline of normal network device behavior.
18. Be especially vigilant regarding social media.
19. Close the doors to unauthorized data exfiltration.

Abstract

This fourth edition of the *Common Sense Guide to Mitigating Insider Threats* provides the most current recommendations of the CERT[®] Program (part of Carnegie Mellon University's Software Engineering Institute), based on an expanded database of more than 700 insider threat cases and continued research and analysis. It introduces the topic of insider threats, explains its intended audience and how this guide differs from previous editions, defines insider threats, and outlines current patterns and trends. The guide then describes 19 practices that organizations should implement across the enterprise to prevent and detect insider threats, as well as case studies of organizations that failed to do so. Each practice includes features new to this edition: challenges to implementation, quick wins and high-impact solutions for small and large organizations, and relevant security standards. This edition also focuses on six groups within an organization—human resources, legal, physical security, data owners, information technology, and software engineering—and maps the relevant groups to each practice. The appendices provide a revised list of information security best practices, a new mapping of the guide's practices to established security standards, a new breakdown of the practices by organizational group, and new checklists of activities for each practice.

Introduction

In 2005, the first version of the *Common Sense Guide to Prevention and Detection of Insider Threats* was published by Carnegie Mellon University's CyLab. The document was based primarily on the *Insider Threat Study*¹ performed by the U.S. Secret Service in collaboration with the CERT® Program, part of Carnegie Mellon University's Software Engineering Institute. It described 12 practices that would have prevented or detected malicious insider activity in 150 actual cases, collected for the study, that occurred in critical infrastructure sectors² in the United States between 1996 and 2002.

A second edition of the guide was released in 2006. It included a new analysis of insider threat, by type of malicious insider activity. It also included a new, high-level picture of different types of insider threats: fraud, theft of confidential or proprietary information, and sabotage. In addition, it contained new and updated best practices based on recent CERT insider threat research funded by Carnegie Mellon's CyLab³ and the U.S. Department of Defense Personnel Security Research Center.⁴ Those projects involved a new type of analysis of the insider threat problem focused on determining high-level patterns and trends in the case files. Specifically, those projects examined the complex interactions, relative degree of risk, and unintended consequences of policies, practices, technology, insider psychological issues, and organizational culture over time.

In 2009 the CERT Program released the third edition of the guide, presenting new insights from its ongoing collection and analysis of new insider threat cases. It included new and updated practices, based on analysis of approximately 100 insider threat cases in the United States that occurred between 2003 and 2007. Based on the available data, the CERT Program divided insider crimes into four categories: (1) theft or modification for financial gain, (2) theft for business advantage, (3) IT sabotage, and (4) miscellaneous (incidents that did not fall into the other three categories). Some practices were added and previous practices were modified to reflect new analysis and new data gathered.

This fourth edition of the *Common Sense Guide to Mitigating Insider Threats* incorporates the CERT Program's latest insights from continued case collection and analysis. In the title of the fourth edition, the word "Mitigating" has replaced "Prevention and Detection" because mitigation encompasses prevention, detection, and response. The fourth edition's categories of insider crime are also slightly different than the third edition's. The "IT sabotage" and "miscellaneous" categories remain, but the new categories "theft of IP" and "fraud" have replaced the previous

¹ See http://www.cert.org/insider_threat/study.html for more information on the Insider Threat Study.

® CERT is a registered mark owned by Carnegie Mellon University.

² The Department of Homeland Security identifies 18 critical infrastructure sectors. Information about them is available at http://www.dhs.gov/files/programs/gc_1189168948944.shtm.

³ A report describing the MERIT model of insider IT sabotage, funded by CyLab, is available for download at <http://www.sei.cmu.edu/library/abstracts/reports/08tr009.cfm>.

⁴ A report describing the CERT Program's insider threat research with the Department of Defense is available for download at <http://www.sei.cmu.edu/library/abstracts/reports/06tr026.cfm>.

categories “theft for business advantage” and “theft or modification for financial gain.” The guide now contains 19 recommended best practices. Four of the fourth edition’s practices (9, 17, 18, and 19) are new and mostly account for recently developed technologies for threats or mitigation tools. The language of eight practices (3, 6, 10, 11, 12, 13, 14, and 16) has been slightly revised. The 15 practices carried over from the previous edition have been updated to account for new insider threat data and analysis, as well as new technologies and trends. One previous practice (the third edition’s Practice 9, “Consider insider threats in the software development life cycle”) has been removed as a stand-alone practice and folded into the other practices.

The fourth edition of the *Common Sense Guide* introduces a new layout and some additional features for all practices. The formatting has changed to allow those within an organization to quickly find the information that pertains to them. This edition focuses more on six groups within an organization:

- Human Resources (HR)
- Legal
- Physical Security
- Data Owners
- Information Technology (IT), including Information Assurance (IA)
- Software Engineering

These six categories share many of the same best practices, so it is important for all six of these groups within an organization to work together. For example, Human Resources must work with IT, Data Owners, Physical Security, and Legal when an employee separates from the organization.

The tables in Appendix D list the practices per organizational group.

As with any other information security initiative, senior management must recognize the problem (or potential problem) and provide necessary staffing, budget, and support to implement a program to mitigate insider threat risks.

What Is Insider Threat?

The CERT Program’s definition of a malicious insider is a current or former employee, contractor, or business partner who meets the following criteria:

- has or had authorized access to an organization’s network, system, or data
- has intentionally exceeded or intentionally used that access in a manner that negatively affected the confidentiality, integrity, or availability of the organization’s information or information systems

This guide does not include cases of espionage involving classified national security information.

The CERT Insider Threat Center notes the following aspects of insider threat, in addition to the traditional threat posed by a current or former employee:

- **Collusion with outsiders:** Many insiders who stole or modified information were actually recruited by outsiders, including organized crime and foreign organizations or governments.

The CERT Program has analyzed characteristics of employees who may be more susceptible to recruitment.

- **Business partners:** The CERT Insider Threat Center has noted an increase in the number of insider crimes perpetrated by employees of trusted business partners who have been given authorized access to their clients' networks, systems, and data.
- **Mergers and acquisitions:** There is a heightened risk of insider threat in organizations being acquired by another organization. Organizations should recognize the increased risk of insider threat both within the acquiring organization and in the organization being acquired, as employees endure stress and an uncertain organizational climate. Readers involved in an acquisition should pay particular attention to the practices in this guide.
- **Cultural differences:** This guide reflects many of the behavioral patterns observed in the CERT Program's insider threat modeling. However, cultural issues could influence employee behaviors; people who were raised outside of the United States or spent extensive time abroad might not exhibit those same behavioral patterns in the same manner.
- **Issues outside the United States:** Until this year, the CERT Program's insider threat research was based only on cases that occurred inside the United States. The CERT Program has begun to gather insider threat data from outside the United States; however, this guide does not include that data or its analysis. It is important for U.S. companies operating branches outside the country to understand, in addition to the influence of cultural differences on employee behavior, that portions of this guide might need to be tailored to legal and policy differences in other countries.

Are Insiders Really a Threat?

The threat of attack from insiders is real and substantial. The *2011 CyberSecurity Watch Survey*, conducted by the U.S. Secret Service, the CERT Insider Threat Center, *CSO Magazine*, and Deloitte, found that in cases where respondents could identify the perpetrator of an electronic crime, 21% were committed by insiders [SEI 2011]. In addition, 43% of respondents had experienced at least one malicious, deliberate insider incident in the previous year. The survey also revealed that 46% of the respondents thought that damage caused by insider attacks was more severe than damage from outsider attacks. According to the survey, the most common insider e-crimes were

- unauthorized access to or use of corporate information
- unintentional exposure of private or sensitive data
- viruses, worms, or other malicious code
- theft of intellectual property (IP)

Since 2001, the CERT Insider Threat Center has conducted a variety of research projects on insider threat. One of our conclusions is that insider attacks have occurred across all organizational sectors, often causing significant damage to the affected organizations. Examples of these acts include the following:

- low-tech attacks, such as modifying or stealing confidential or sensitive information for personal gain
- theft of trade secrets or customer information to be used for business advantage or to give to a foreign government or organization
- technically sophisticated crimes that sabotage the organization's data, systems, or network

In many of these crimes, damages extend beyond immediate financial losses. Widespread public reporting of the event can severely damage the victim organization's reputation, over both the short and long term. A damaged reputation almost invariably leads to financial losses.

Insiders have a significant advantage over others who might want to harm an organization. Organizations implement security mechanisms such as firewalls, intrusion detection systems, and electronic building access systems primarily to defend against external threats. Insiders, however, are not only aware of their organization's policies, procedures, and technology: they are often also aware of their vulnerabilities, such as loosely enforced policies and procedures, or exploitable technical flaws in networks or systems.

As part of its research into insider threat cases, the CERT Program examined how each victim organization could have prevented the attack or at the very least detected it earlier. The research indicates that implementation of widely accepted best practices for information security could have prevented many of the examined insider attacks.

Based on our research to date, the practices outlined in this report are the most important for preventing, detecting, and respond to insider threats.

Who Should Read This Guide?

We wrote this guide for a diverse audience. Decision makers across an organization will benefit from reading it because insider threats are influenced by a combination of technical, behavioral, and organizational issues and must be addressed by policies, procedures, and technologies. Staff members of an organization's management, HR, Legal, Physical Security, Data Owners, IT, and Software Engineering groups should all understand the overall scope of the problem and communicate it to all employees in the organization. This guide identifies the organizational groups that have a role in implementing each practice so that readers can quickly access relevant recommendations.

Can Insiders Be Stopped?

Insiders can be stopped, but it is a complex problem. Insider attacks can be prevented only through a layered defense strategy consisting of policies, procedures, and technical controls. Management must pay close attention to many aspects of the organization, including its business policies and procedures, organizational culture, and technical environment. Management must look beyond IT to the organization's overall business processes and the interplay between those processes and any deployed technologies.

Patterns and Trends Observed by Type of Malicious Insider Activity

The CERT insider threat database currently contains more than 700 cases. Of these, we analyzed 371 that were completely adjudicated and in which the insider was found guilty. These cases did not include espionage or accidental damage.

The patterns and trends we have observed indicate four classes of malicious insider activity:

- IT sabotage—an insider's use of IT to direct specific harm at an organization or an individual
- theft of IP—an insider's use of IT to steal IP from the organization. This category includes industrial espionage involving outsiders.

- fraud—an insider’s use of IT for the unauthorized modification, addition, or deletion of an organization’s data (not programs or systems) for personal gain, or theft of information that leads to an identity crime (e.g., identity theft or credit card fraud)
- miscellaneous—cases in which the insider’s activity was not for IP theft, fraud, or IT sabotage

Excluding the 22 miscellaneous cases, Figure 1 shows the number of insider threat cases analyzed for this guide per class and their overlap, where cases fell into more than one class.

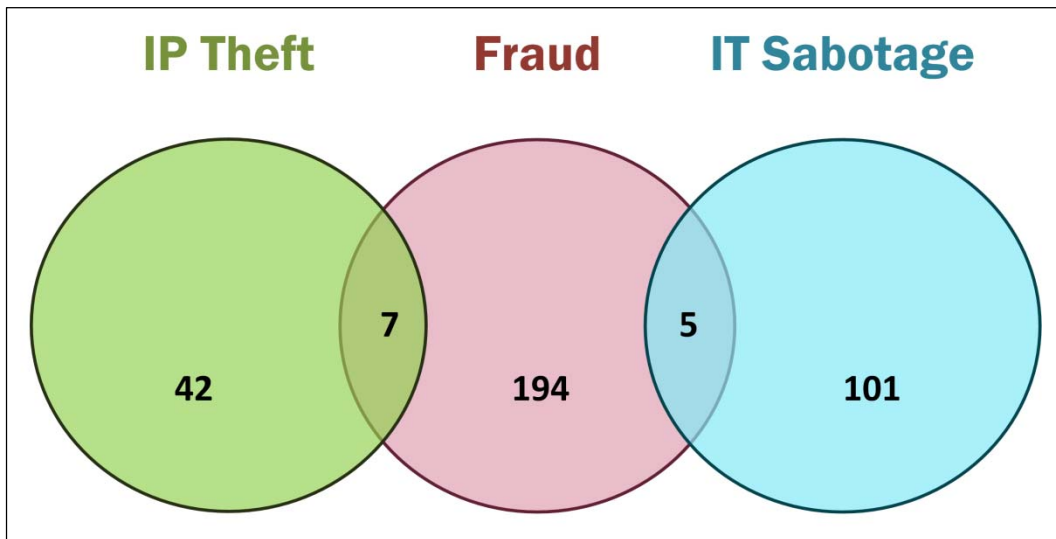


Figure 1: Number of Insider Threat Cases per Class, Excluding Miscellaneous Cases

Figure 2 shows the six infrastructure sectors that most frequently suffer insider fraud, sabotage, and theft of IP. Theft of IP is most prominent in the information technology sector, followed by the commercial facilities sector. The differences among sectors are interesting. For instance, it is not surprising that fraud is highly concentrated in the banking and finance sector. However, fraud in the government sector is a close second, followed by healthcare and public health. By contrast, the data used in the third edition of this guide indicated little insider fraud in public health.

The number of cases of insider IT sabotage in the IT sector is striking; notably, the IT sector also experienced the most theft of IP attacks. The government sector was second in number of insider IT sabotage attacks, and every sector experienced at least one such attack.

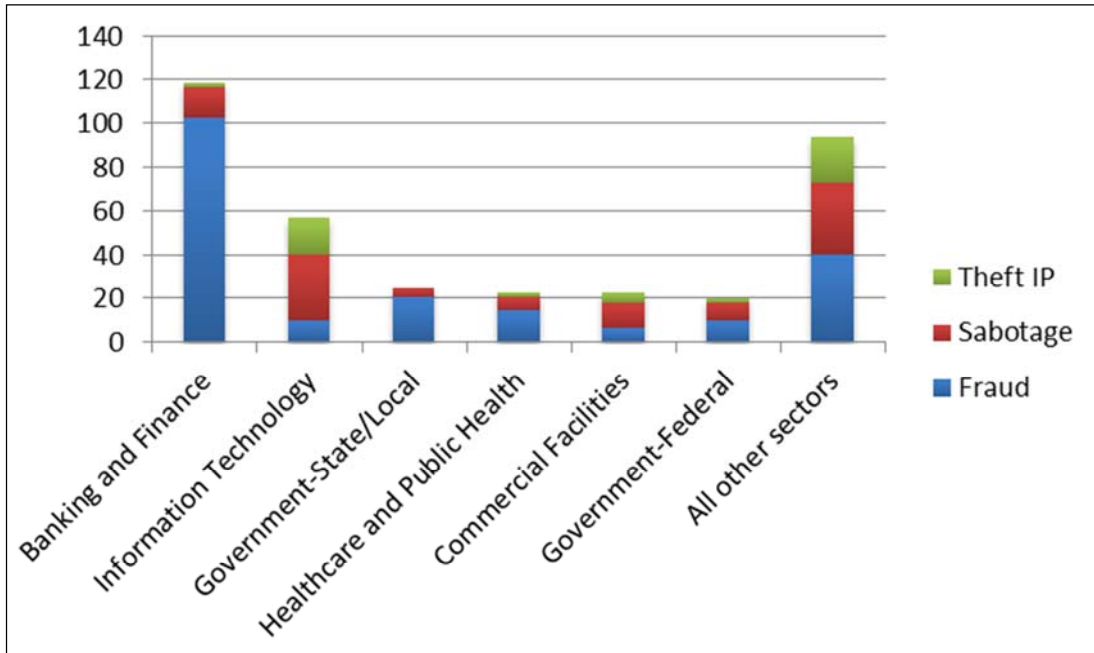


Figure 2: Top Six Infrastructure Sectors for Fraud, Sabotage, and Theft of IP⁵

How to Use This Guide

This fourth edition of the *Common Sense Guide* introduces some new features to make it even more useful to various groups throughout the organization.

- group tables—At the beginning of every practice, a table indicating the involved organizational groups makes it easy to identify relevant material.
- “Challenges” section—Each practice lists some of its challenges, allowing organizations to quickly identify areas they may need to address before implementing the practice.
- “Quick Wins and High-Impact Solutions” section—This section presents a noncomprehensive list of quick wins per practice for jump-starting your organization’s insider threat program. Some recommendations specifically address small or large organizations. Size is a subjective measure that each organization should determine for itself. But for the purposes of this guide, an organization’s size depends on its number of employees (some draw the line at 500 [CISCO 2012]), the extent of its network, and the size of its annual receipts. Small organizations may be unable to perform some tasks, such as separation of duties, because they have too few IT workers. Small organizations may also have insufficient cash flow to invest in certain security measures.
- “Mapping to Standards” section—We have mapped other best practices that closely align with those in the *Common Sense Guide*:
 - National Institute of Standards and Technology (NIST) Special Publication 800-53 Revision 3: *Recommended Security Controls for Federal Information Systems and Organizations*⁶

⁵ The chart represents 321 total cases of fraud, sabotage, and theft of IP.

- *CERT[®] Resilience Management Model (CERT[®]-RMM)*⁷
- International Organization for Standardization (ISO) 27002⁸

Organizations may find it easier to implement the best practices identified in this guide if they already use one or more of the above best practice frameworks.

Appendix A defines the acronyms used in this guide.

Appendix B lists additional sources for best practices, beyond this guide.

Appendix C maps this guide’s best practices to three major cybersecurity standards: NIST controls, CERT-RMM, and ISO 27002.

Appendix D maps the six organizational groups addressed in the guide—HR, Legal, Physical Security, IT, Software Engineering, and Data Owners—to a list of all 19 best practices. It also provides individual lists of the best practices that apply to each organizational group.

Appendix E compiles the “Quick Wins and High-Impact Solutions” checklists from each best practice, for convenient reference.

⁶ http://csrc.nist.gov/publications/nistpubs/800-53-Rev3/sp800-53-rev3-final_updated-errata_05-01-2010.pdf

⁷ <http://www.cert.org/resilience/rmm.html>

⁸ <http://www.ansi.org/>

Practice 1: Consider threats from insiders and business partners in enterprise-wide risk assessments.

HR	Legal	Physical Security	Data Owners	IT	Software Engineering
✓	✓	✓	✓	✓	

Organizations need to develop a comprehensive, risk-based security strategy to protect critical assets against threats from inside and outside the enterprise, including from trusted business partners who are given authorized insider access. All of the organization's employees, not just the major stakeholders, should understand the stakes of system compromise and loss or exposure of critical data.⁹

Protective Measures

Most organizations find it impractical to implement 100 percent protection from every threat to every organizational resource. Instead, they should expend their security efforts commensurately with the criticality of the information or other resource being protected. A realistic and achievable security goal is to protect from both external and internal threats those assets deemed critical to the organization's mission. Organizations must carefully determine the likelihood and potential impact of an insider attack on each of their assets [NIST 2010a].

An organization must understand its threat environment to accurately assess enterprise risk. Risk is the combination of threat, vulnerability, and mission impact. Enterprise-wide risk assessments help organizations identify critical assets, potential threats to those assets, and mission impact if the assets are compromised. Organizations should use the results of the assessment to develop or refine an overall network security strategy that strikes the proper balance between countering the threat and accomplishing the organizational mission.¹⁰ Having too many security restrictions can impede the organization's mission, and having too few may permit a security breach.

Organizations often focus too much on low-level technical vulnerabilities. For example, many rely on automated computer and network vulnerability scanners. While such techniques are important, our studies of insider threat indicate that vulnerabilities in an organization's business processes are at least as important as technical vulnerabilities. In addition, new areas of concern have appeared in recent cases, including legal and contracting issues, as detailed in the "Case Studies" section below. Many organizations focus on protecting information from access by external parties but overlook insiders. An information technology and security solution that does not explicitly account for potential insider threats often gives the responsibility for protecting critical assets to the malicious insiders themselves. Organizations must recognize the potential

⁹ See Practice 3, "Incorporate insider threat awareness into periodic security training for all employees" (p. 17).

¹⁰ See http://www.cert.org/work/organizational_security.html for information on CERT research in organizational security.

danger posed by the knowledge and access of their insiders, and they must specifically address that threat as part of an enterprise risk assessment.

Unfortunately, organizations often fail to recognize the increased risk of providing insider access to their networks, systems, or information to other organizations and individuals with whom they collaborate, partner, contract, or otherwise associate. Specifically, contractors, consultants, outsourced service providers, and other business partners should be considered as potential insider threats in an enterprise risk assessment. The boundary of the organization's enterprise needs to be drawn broadly enough to include as insiders all people who have a privileged understanding of and access to the organization, its information, and information systems.

An organizational risk assessment that includes insiders as a potential threat will address the potential impact to the confidentiality, integrity, and availability of the organization's mission-critical information. Malicious insiders have affected the integrity of their organizations' information in various ways, for example, by manipulating customers' financial information or defacing their organizations' websites. They have also violated the confidentiality of information by stealing trade secrets, customer information, or sensitive managerial emails and inappropriately disseminating them. Many organizations lack the appropriate agreements governing confidentiality, IP, and nondisclosure to effectively instill their confidentiality expectations in their employees and business partners. Having such agreements better equips an organization for legal action. Finally, insiders have affected the availability of their organizations' information by deleting data, sabotaging entire systems and networks, destroying backups, and committing other denial-of-service (DoS) attacks.

In the types of insider incidents mentioned above, current or former employees, contractors, or business partners were able to compromise their organizations' critical assets. Protection strategies must focus on those assets: financial data, confidential or proprietary information, and other mission-critical systems and data.

Mergers and acquisitions can also create a volatile environment that poses potential risks for the acquiring organization. Before the acquiring organization transitions staff members from the acquired organization to new positions, it should perform background checks on them. The organization should consult legal counsel before conducting any background investigations and prior to making any employment decisions based on the resulting information.

The acquiring organization should also understand the risks posed by the newly acquired organization's information systems. The acquirer should weigh the risks of connecting the acquired company's untrusted system to the parent company's trusted system. If they are to be connected, the acquiring organization should first conduct a risk assessment on the new systems and mitigate any threats found.

Challenges

1. assessing risk—Organizations may have difficulty comparing the levels of threats from insiders versus outsiders.
2. lacking experience—Organizations may not include insider threat as part of enterprise risk assessments, so participants may need training in order to learn how to do them well.

3. prioritizing assets—Data and physical information system assets may be complex (e.g., individual hosts running multiple virtual machines with different business needs) or even scattered across the organization, making it difficult to assign risk or prioritization levels. See Practice 6, “Know your assets” (p. 31), for further discussion of asset prioritization.

Case Studies

In one case, a mortgage company employed a contractor and foreign national as a programmer and UNIX engineer. The organization notified the insider that his contract would be terminated because he had made a script error earlier in the month, but the insider was permitted to finish out the workday. Subsequently, while on-site and during work hours, the insider planted a logic bomb in a trusted script. The script would have disabled monitoring alerts and logins, deleted the root passwords to 4,000 of the organization’s servers, and erased all data, including backup data, on those servers. The insider designed the script to remain dormant for three months and then greet administrators with a login message. Five days after the insider’s departure, another engineer at the organization detected the malicious code. The insider was subsequently arrested. Details regarding the verdict are unavailable.

This case illustrates the need to lock accounts immediately prior to notifying contractors that their services will no longer be needed. The organization must exercise caution once it notifies an employee or contractor of changes in the terms of employment. In this case, the organization should not have permitted the contractor to finish out the workday and should have had him escorted from the company’s premises. This case also highlights the need to restrict access to the system backup process. Organizations should implement a clear separation of duties between regular administrators and those responsible for backup and restoration. Regular administrators should not have access to system backup media or the electronic backup processes. The organization should consider restricting backup and restore capabilities to a few select individuals in order to prevent malicious insiders from destroying backup media and other critical system files, and from sabotaging the backup process.

In another case, a government agency employed a contractor as a systems administrator. The contractor was responsible for monitoring critical system servers. Shortly after the contractor started, the organization reprimanded him for frequent tardiness, absences, and unavailability. His supervisor repeatedly warned him that his poor performance was cause for dismissal. The contractor sent threatening and insulting messages to his supervisor. This continued for approximately two weeks, on-site and during work hours. The contractor, who had root access on one server and no root access on another server, used his privileged account to create an *.rhosts* file¹¹ that enabled him to access the second server. Once inside the second server, the contractor inserted malicious code that would delete all of the organization’s files when the total data volume reached a certain point. To conceal his activity, the malicious code disabled system logging, removed history files, and removed all traces of the malicious code after execution. After the contractor was terminated, he repeatedly contacted the system administrators to ask if the machines and servers were functioning properly, which aroused the organization’s suspicion. The

¹¹ An *.rhosts* file contains a list of user-machine combinations that are permitted to log in remotely to the computer without having to use a password. On some systems, users are allowed to create *.rhosts* files in their home directories.

organization discovered the malicious code and shut down the systems, removed the code, and restored system security and integrity. The contractor did not succeed in deleting the data. He was arrested, convicted, ordered to pay \$108,000 in restitution, and sentenced to 15 months of imprisonment followed by 3 years' supervised release. On his job application to the organization, the contractor had failed to report that he had been fired from his previous employer for misusing their computer systems.

Organizations should consider including provisions in contracts with trusted business partners that require the contractor to perform background investigations at a level commensurate with the organization's own policies. In this case, the malicious insider might not have been hired if the contracting company had conducted a background investigation on its employees.

Quick Wins and High-Impact Solutions

All Organizations

- Have all employees, contractors, and trusted business partners sign nondisclosure agreements (NDAs) upon hiring and termination of employment or contracts.
- Ensure each trusted business partner has performed background investigations on all of its employees that will have access to your organization's systems or information. These should be commensurate with your organization's own background investigations and required as a contractual obligation.
- For acquiring companies during a merger or acquisition, perform background investigations on all employees to be acquired, at a level commensurate with its own policies.
- Prevent sensitive documents from being printed if they are not required for business purposes. Insiders could take a printout of their own or someone else's sensitive document from a printer, garbage, desk, or office. Electronic documents can be easier to track.
- Avoid direct connections with the information systems of trusted business partners if possible. Provide partners with task-related data without providing access to your organization's internal network.
- Restrict access to the system backup process to only administrators responsible for backup and restoration.

Large Organizations

- Prohibit personal items in secure areas because they may be used to conceal company property or to copy and store company data.
- Conduct a risk assessment of all systems to identify critical data, business processes, and mission-critical systems. (See NIST Special Publication 800-30, *Risk Management Guide for Information Technology Systems*,¹² for guidance.) Be sure to include insiders and trusted business partners as part of the assessment. (See Section 3.2.1, "Threat-Source Identification," of NIST SP 800-30.)

¹² <http://csrc.nist.gov/publications/nistpubs/800-30/sp800-30.pdf>

- Implement data encryption solutions that encrypt data seamlessly and that restrict encryption tools to authorized users, as well as restrict decryption of organization-encrypted data to authorized users.
- Implement a clear separation of duties between regular administrators and those responsible for backup and restoration.
- Forbid regular administrators' access to system backup media or the electronic backup processes.

Mapping to Standards

- NIST: RA-1, RA-3, PM-9
- CERT-RMM:
 - External Dependencies Management
 - [to address trusted business partners, contractors]
 - Human Resources Management
 - [to address internal employees]
 - Access Control and Management
 - [to address authorized access]
- ISO 27002:
 - 6.2.1 Identification of risks related to external parties
 - 6.2.2 Addressing security when dealing with customers
 - 6.2.3 Addressing security in third-party agreements

Practice 2: Clearly document and consistently enforce policies and controls.

HR	Legal	Physical Security	Data Owners	IT	Software Engineering
✓	✓	✓	✓	✓	✓

A consistent, clear message on all organizational policies and procedures will reduce the chance that employees will inadvertently damage the organization or lash out at the organization for a perceived injustice. Organizations must ensure that policies are fair and punishment for any violation is not disproportionate.

Protective Measures

Policies or controls that are misunderstood, not communicated, or inconsistently enforced can breed resentment among employees and potentially result in harmful insider actions. For example, in multiple cases in the CERT insider threat database, insiders took IP they had created to a new job, not understanding that they did not own it. They were quite surprised when they were arrested for a crime they did not know they had committed.

Organizations should ensure the following for their policies and controls:

- concise and coherent documentation, including reasoning behind the policy, where applicable
- consistent enforcement
- periodic employee training on the policies and their justification, implementation, and enforcement

Organizations should be particularly clear on policies regarding

- acceptable use of the organization's systems, information, and resources
- use of privileged or administrator accounts
- ownership of information created as a work product
- evaluation of employee performance, including requirements for promotion and financial bonuses
- processes and procedures for addressing employee grievances

As individuals join the organization, they should receive a copy of organizational policies that clearly lay out what is expected of them and the consequences of violations. Organizations should retain evidence that each individual has read and agreed to organizational policies.

System administrators and anyone with unrestricted access to information systems present a unique challenge to the organization. Organizations should consider creating a special policy for acceptable use or rules of behavior for privileged users. Organizations should reaffirm this policy with these users at least annually and consider implementing solutions to manage these types of

privileged accounts (see Practice 7, “Implement strict password and account management policies and practices,” p. 35).

Employee disgruntlement has been a recurring factor in insider compromises, particularly in cases of insider IT sabotage. In each case, the insider’s disgruntlement was caused by some unmet expectation, including

- insufficient salary increase or bonus
- limitations on use of company resources
- diminished authority or responsibilities
- perception of unfair work requirements
- feeling of being treated poorly by co-workers

Clear documentation of policies and controls can prevent employee misunderstandings that can lead to unmet expectations. Consistent enforcement can ensure that employees do not feel they are being treated differently from or worse than other employees. Organizations need to ensure that management is not exempt from policies and procedures. Otherwise, it appears that not everyone is held to the same standards and management does not fully support the policy or procedure.

Organizations are not static entities, and change in organizational policies and controls is inevitable. Organizations should review their policies regularly to ensure they are serving the organization well. Employee constraints, privileges, and responsibilities change as well. Organizations must recognize times of change as particularly stressful for employees, acknowledge the increased risk associated with these stress points, and mitigate the risk by clearly communicating what employees can expect in the future.

Challenges

The organization may face these challenges when implementing this best practice:

1. designing good policy—It can be difficult to develop policies that are clear, flexible, fair, legal, and appropriate for the organization.
2. enforcing policy—Organizations must balance consistent policy enforcement with fairness, especially under extenuating circumstances.
3. managing policy—Organizations must consistently review and update policies to ensure that they are still meeting the organizational need and to ensure updates are disseminated to all employees.

Case Studies

A government agency employed the insider as a lead software engineer. At the victim organization, the insider led a team developing a software suite. After major issues were found with the first implementation of the software suite, the organization’s management requested that the insider document all source code and implement configuration management and central control of the development process. The insider later learned that the organization was going to outsource future development of the suite, demote him, reduce his pay, and move him to another office. While the project was still under the insider’s control, he wrote the code in an obscure way to undermine the project’s transition. The insider filed a grievance and took a leave of absence. The organization denied the grievance, and the insider resigned. Prior to resigning, the insider

copied the source code to removable media and encrypted it with a password. The insider then deleted the source code from his laptop, which he turned in at the time of his resignation. He explained that he had intentionally deleted the source code as part of wiping his laptop before turning it in, but did not disclose that he had retained a copy. The organization discovered that he had deleted the only copy of the source code for the system—a safety-related system that was being used in production at the time. The system executable continued to function, but the organization was unable to fix any bugs or make any enhancements due to the missing source code. Investigators eventually discovered the encrypted copy of the software at his home. After nine months the insider finally admitted his guilt and provided the cryptographic key. The insider was arrested, convicted, sentenced to one year of imprisonment, and ordered to pay \$13,000 in fines and restitution.

In this case, the organization should have created and enforced clearly defined policies, procedures, and processes for software development. Had the organization held all software projects to these requirements, the incident may have been avoided because the developer would have known what his employer expected of him. In addition, since this was a mission-critical system, the organization should have had a change management program in place that would have required the submission of the source code to the change management program manager to maintain software baselines. This would have ensured that someone other than the insider would have had a copy of the source code.

In another case, an IT department for a government entity employed the insider as a network administrator. The insider, who built the organization's network, was the only person with the network passwords as well as true knowledge of how the network functioned. The insider refused to authorize the addition of any new administrators. The organization reprimanded the insider for poor performance. After being confronted by and subsequently threatening a co-worker, the insider was reassigned to a different project. The insider refused to give up the network passwords, so the organization terminated his employment and had him arrested. The organization was locked out of its main computer network for close to two weeks.

After the insider's arrest, the insider's colleagues discovered that he had installed rogue access points in hidden locations and had set up the organization's system to fail if anyone attempted to reset it without the proper passwords. The insider provided passwords to police, but none of the passwords worked. The insider later relinquished the real passwords in a meeting with a government official, who was the one person the insider trusted. The insider defended his actions, claiming that they were in line with standard network security practices. The insider was convicted and sentenced to four years of imprisonment and is awaiting a financial penalties hearing. The organization's incident-related loss was between \$200,000 and \$900,000.

This case illustrates the need for an organization to consistently enforce policies and procedures. The insider was able to control the organization's network with little oversight and became a single point of failure. More than one person in an organization should have knowledge of and access to its network. This reduces the likelihood of a system failing due to the loss or malicious action of an employee. It also allows a system of checks and balances in which other administrators monitor the network for hardware or software changes.

Quick Wins and High-Impact Solutions

All Organizations

The following considerations apply to organizations of all sizes. Some organizations may not have a department dedicated to security (physical security, IT security, etc.). However, the underlying theme of the practice still applies.

- Ensure that senior management advocates, enforces, and complies with all organizational policies. Policies that do not have management buy-in will fail and not be enforced equally. Management must also comply with policies. If management does not do so, subordinates will see this as a sign that the policies do not matter or they are being held to a different standard than management. Your organization should consider exceptions to policies in this light as well.
- Ensure that management briefs all employees on all policies and procedures. Employees, contractors, and trusted business partners should sign acceptable-use policies upon their hiring and once every year thereafter or when a significant change occurs. This is also an opportunity for your organization and employees, contractors, or trusted business partners to reaffirm any nondisclosure agreements.
- Ensure that management makes policies for all departments within your organization easily accessible to all employees. Posting policies on your organization's internal website can facilitate widespread dissemination of documents and ensure that everyone has the latest copy.
- Ensure that management makes annual refresher training for all employees mandatory. Refresher training needs to cover all facets of your organization, not just information security. Training should encompass the following topics: human resources, legal, physical security, and any others of interest. Training can include, but is not limited to, changes to policies, issues that have emerged over the past year, and information security trends.
- Ensure that management enforces policies consistently to prevent the appearance of favoritism and injustice. The Human Resources department should have policies and procedures in place that specify the consequences of particular policy violations. This will facilitate clear and concise enforcement of policies.

Mapping to Standards

- NIST: PL-1, PL-4, PS-8
- CERT-RMM:
 - Compliance
- ISO 27002:
 - 15.2.1 Compliance with security policies and standards

Practice 3: Incorporate insider threat awareness into periodic security training for all employees.

HR	Legal	Physical Security	Data Owners	IT	Software Engineering
✓	✓	✓	✓	✓	

Without broad understanding and buy-in from the organization, technical or managerial controls will be short lived. Periodic security training that includes insider threat awareness supports a stable culture of security in the organization.

Protective Measures

All employees need to understand that insider crimes do occur and have severe consequences. In addition, it is important for them to understand that malicious insiders do not fit a particular profile. Their technical abilities have ranged from minimal to advanced, and their ages have ranged from late teens to retirement age. There is not a standard profile that can be used to identify a malicious insider. The CERT Insider Threat Center’s collection of insider threat cases reveals a wide range of people who have committed crimes, from low-wage earners to executives, and new hires to seasoned company veterans. There is no way to use demographic information to easily identify a potentially malicious insider. However, there are ways to identify higher risk employees and implement mitigation strategies to reduce their impact on the organization should they choose to attack.

Security awareness training should encourage employees to identify malicious insiders not by stereotypical characteristics but by their behavior, including

- threatening the organization or bragging about the damage the insider could do to the organization
- downloading large amounts of data within 30 days of resignation
- using the organization’s resources for a side business or discussing starting a competing business with co-workers
- attempting to gain employees’ passwords or to obtain access through trickery or exploitation of a trusted relationship (often called “social engineering”)

Managers and employees need to be trained to recognize criminal social networking in which an insider engages other employees to join their schemes, particularly to steal or modify information for financial gain. Warning employees of this possibility and its consequences may make them more alert to such manipulation and more likely to report it to management.

Social engineering is often associated with attempts to gain physical or electronic access to an organization’s system via accounts and passwords. For example, an attacker who has gained remote access to a system may need to use another employee’s account to access a server containing sensitive information. In addition, some cases in the CERT insider threat database reveal that social engineering is sometimes an intermediary step to malicious access or an attempt

to obfuscate the malicious insider's activities. Organizations should train their employees to be wary of unusual requests, even ones that do not concern accounts and passwords.

Training programs should create a culture of security appropriate for the organization and include all personnel. The training program should be conducted at least once a year. In the United States, the month of October is recognized as National Cyber Security Awareness Month [DHS 2011]. The name implies an IT focus, but the CERT Insider Threat Center's studies of insider threat have indicated that vulnerabilities in an organization's business processes are at least as important to cybersecurity as technical vulnerabilities. All of an organization's departments should conduct some type of refresher training that may or may not directly relate to cyber threats. Some ideas for insider threat topics that could be incorporated into training for various departments include the following:

- **Human Resources:** Review insider threat policies and the processes that address them, across the organization. This is also a good time to remind employees of the employee assistance program (EAP) if available.
- **Legal:** Review insider threat policies and discuss any issues that arose in the past year and how to avoid them in the future.
- **Physical Security:** Review policies and procedures for access to company facilities by employees, contractors, and trusted business partners. In addition, review any policies on prohibited devices (USB drives, cameras, etc.).
- **Data Owners:** Discuss projects that may have heightened risk of insider threat, for example, strategic research projects that will involve creation of new trade secrets. Highlight the importance of increased awareness regarding insider threats for projects.
- **Information Technology:** The IT help desk could remind users of procedures for recognizing viruses and other malicious code. This is another opportunity to discuss which devices are prohibited or permitted for authorized use on the various information systems within the organization.
- **Software Engineering:** The software engineering team could review the importance of auditing of configuration management logs to detect insertion of malicious code.

To increase the effectiveness and longevity of measures used to secure an organization against insider threats, such measures must be tied to the organization's mission, values, and critical assets, as determined by an enterprise-wide risk assessment. For example, if an organization places a high value on customer service quality, it may view customer information as its most critical asset and focus security on protection of that data. Training on reducing risks to customer service processes would focus on

- protecting computer accounts used in these processes (see Practice 7, p. 35)
- auditing access to customer records (see Practice 12, p. 56)
- ensuring consistent enforcement of defined security policies and controls (see Practice 2, p. 13)
- implementing proper system administration safeguards for critical servers (see Practices 10, 12, 13, and 14, pp. 48, 56, 60, and 65, respectively)
- using secure backup and recovery methods to ensure availability of customer service data (see Practice 15, p. 69)

No matter what assets an organization focuses on, it should still train its members to be vigilant against a broad range of malicious employee actions, which are covered by a number of key practices:

- detecting and reporting disruptive behavior of employees (see Practice 16, p. 73)
- monitoring adherence to organizational policies and controls (see Practice 2, p. 13)
- monitoring and controlling changes to organizational systems (e.g., to prevent the installation of malicious code) (see Practices 11 and 17, pp. 52 and 82, respectively)
- requiring separation of duties between employees who modify customer accounts and those who approve modifications or issue payments (see Practice 8, p. 40)
- detecting and reporting violations of the security of the organization's facilities and physical assets (see Practice 2, p. 13)
- planning for potential incident response proactively (see Practice 16, p. 73)

The organization should base its security training on documented policy, including a confidential means of reporting security issues. Confidential reporting allows employees to report suspicious events without fear of repercussion, circumventing the cultural barrier against whistle blowing. Employees need to understand that the organization uses established policies and procedures, not arbitrary and personal judgment, and that managers will respond to security issues fairly and promptly.

An organization must notify its employees that it is monitoring system activity, especially system administration and privileged activity. All employees should be trained in their personal security responsibilities, such as protecting their own passwords and work products. Finally, the training should communicate IT acceptable-use policies. Organizations should ensure yearly acknowledgment of the acceptable-use policy or rules of behavior, which can be accomplished at training events.

Employees must be taught that they are responsible for protecting the information the organization has entrusted to them. Malicious individuals, who can be from within the organization or outside of it, may try to take advantage of employees' access. The organization should regularly remind employees of procedures for anonymously reporting suspicious co-worker behavior or recruitment attempts by individuals inside or outside the organization.

Organizations must educate employees about the confidentiality and integrity of the company's information and that compromises to the information will be dealt with harshly. Sometimes insiders incorrectly believe the information they are responsible for, such as customer information developed by a salesperson or software developed by a programmer, is their own property rather than the company's.

Organizations should consider implementing an information classification system that includes categories of information and defines what protections must be afforded the information. For example, the U.S. government utilizes a classification system that includes Unclassified, Confidential, Secret, and Top Secret information. The government has defined each of these categories and developed procedures for properly handling classified information. Organizations may consider a similar classification system, which could include categories such as Company Public, Company Confidential, and so on. The SANS Institute provides sample policy design

guidance at <https://www.sans.org/security-resources/policies/>. If an organization uses an information classification system, it must train its employees how to use it correctly.

In some insider threat cases, technical employees sold their organization's IP because they were dissatisfied with their pay, or they gave such information to reporters and lawyers because they were dissatisfied with their organization's practices. In cases like these, signs of disgruntlement often appear well before the actual compromise. For this particular threat, clarity about salary expectations and opportunities for career enhancement through training and extra project opportunities can benefit both employee and employer and reduce disgruntlement. Staff trained to recognize warning signs can help mitigate insider threats, possibly preventing malicious acts and stopping or reducing harm to the organization.

Challenges

1. managing the training program—Organizations may find it challenging to keep their staff engaged after several iterations of training. Organizations will need to determine how often to train individuals and how to measure the training's effectiveness. It may be difficult to discuss prior incidents without revealing sensitive information.
2. classifying information—Implementing an information classification program will require a lot of time and employee buy-in. Employees must be trained to correctly classify and handle marked documents. Documents will need to be reviewed and marked appropriately, and additional access control protections must be placed on the information.

Case Studies

A tax office employed the insider as a manager. The insider had detailed knowledge of the organization's computer systems and helped design the organization's newly implemented computer system. The insider convinced management that her department's activities should be processed outside of this new system. All records for the insider's department were maintained manually, on paper, and were easily manipulated. Over 18 years, the insider issued more than 200 fraudulent checks, totaling millions of dollars. The insider had at least nine accomplices, insiders and outsiders, with unspecified roles in the scheme. One of the insider's external accomplices, her niece, deposited checks into the bank accounts of the fake companies and then distributed the funds to various members of the conspiracy. The incident was detected when a bank teller reported a suspicious check for more than \$400,000. The insider was arrested, convicted, and ordered to pay \$48 million in restitution, \$12 million in federal taxes, and \$3.2 million in state taxes. She was also sentenced to 17.5 months of imprisonment. One of the insider's motivations was that she enjoyed acting as a benefactor, giving co-workers money for things like private school tuition, funerals, and clothing. The insider avoided suspicion by telling her co-workers that she had received a substantial family inheritance. The generous insider also spent a substantial amount of money on multiple homes, each valued at several million dollars, luxury cars, designer clothing and accessories, jewelry, and other lavish items. At the time of her arrest, the insider had \$8 million in her bank account. The insider apparently endured a traumatic childhood, leading her to abuse drugs and alcohol and develop a substantial gambling habit.

If the organization provided training on suspicious activities that indicate insider activity, this incident might have been detected earlier. The insider in this case made purchases that were out of reach for others in her position. In addition, the insider abused drugs and alcohol and had a

gambling habit. Had an employee identified any of these behaviors as suspicious, they may have been reported much earlier.

In another case, a disgruntled employee placed a hardware keystroke logger on a computer at work to capture confidential company information. After the organization fired the insider unexpectedly, the now former employee tried to coerce a nontechnical employee still at the company into recovering the device for him. Although the employee did not know the device was a keystroke logger, she was smart enough to recognize the risk of providing it to him and notified management instead. Forensics revealed that he had removed the device and transferred the keystrokes file to his computer at work at least once before being fired. In this case the employee correctly was wary of an unusual request regarding network systems and accounts, including physical access, so the keystroke logger was found. If organizations train their employees to be cautious of and recognize social engineering, they reduce the risk of it.

Quick Wins and High-Impact Solutions

All Organizations

- Develop and implement an enterprise-wide training program that discusses various topics related to insider threat. The training program must have the support of senior management to be effective. Management must be seen participating in the course and must not be exempt from it, which other employees could see as a lack of support and an unequal enforcement of policies.
- Train all new employees and contractors in security awareness, including insider threat, before giving them access to any computer system. Make sure to include training for employees who may not need to access computer systems daily, such as janitorial and maintenance staff. These users may require a special training program that covers security scenarios they may encounter, such as social engineering and sensitive documents left out in the open.
- Train employees continuously. However, training does not always need to be classroom instruction. Posters, newsletters, alert emails, and brown-bag lunch programs are all effective training methods. Your organization should consider implementing one or more of these programs to increase security awareness.
- Establish an anonymous, confidential mechanism for reporting security incidents. Encourage employees to report security issues and consider incentives to reporting by rewarding those who do.

Large Organizations

- The information security team can conduct periodic inspections by walking through areas of your organization, including workspaces, and identifying security concerns. Your organization should bring security issues to the employee's attention in a calm, nonthreatening manner and in private. Employees spotted doing something good for security, like stopping a person without a badge, should be rewarded. Even a certificate or other item of minimal value goes a long way to improving employee morale and increasing security awareness. Where possible, these rewards should be presented before a group of the employee's peers. This type of program does not have to be administered

by the security team but could be delegated to the employee's peer team members or first-level management.

Mapping to Standards

- NIST: AT-1, AT-2, AT-3
- CERT-RMM:
 - Organizational Training and Awareness
 - Although the CERT-RMM focuses on resilience, it includes training in areas such as vulnerability management.
- ISO 27002:
 - 8.2.2 Information security awareness, education, and training

Practice 4: Beginning with the hiring process, monitor and respond to suspicious or disruptive behavior.

HR	Legal	Physical Security	Data Owners	IT	Software Engineering
✓	✓	✓	✓	✓	✓

Organizations should proactively deal with suspicious or disruptive employees to reduce the risk of malicious insider activity.

Protective Measures

An organization's approach to reducing its insider threat should start in the hiring process. Background checks on prospective employees should reveal previous criminal convictions, include a credit check, verify credentials and past employment, and include discussions with prior employers regarding the individual's competence and approach to dealing with workplace issues. Organizations must consider legal requirements (e.g., notification to and consent from the candidate) when creating a background-check policy. Prior to making any employment decisions based on background information, organizations must consider legal guidance, including the Equal Employment Opportunity Commission's (EEOC's) best practices¹³ and state and local regulations limiting the use of criminal or credit checks. The organization must use background information lawfully, with due consideration to the nature and duration of any offense, as part of a risk-based decision process to determine the employee's access to critical, confidential, or proprietary information or systems. The organization should require background checks for all potential employees as well as contractors and subcontractors, who should be investigated just as thoroughly.¹⁴

Organizations should assign risk levels to all positions and more thoroughly investigate individuals applying for positions of higher risk or that require a great deal of trust [NIST 2009]. Periodic reinvestigations may be warranted as individuals move to higher risk roles within the organization, again complying with all legal requirements.

Training supervisors to recognize and respond to employees' inappropriate or concerning behavior is a worthwhile investment of an organization's time and resources. In some insider threat cases, supervisors noticed minor but inappropriate workplace behavior, but they did not act because the behavior did not violate policy. However, failure to define or enforce security policies in some cases emboldened the employees to commit repeated violations that escalated in severity and increased the risk of significant harm to the organization. Organizations must consistently enforce policies and procedures for all employees, including consistent investigation of and response to rule violations.

¹³ http://www.eeoc.gov/laws/guidance/arrest_conviction.cfm

¹⁴ See Practice 1, "Consider threats from insiders and business partners in enterprise-wide risk assessments" (p. 8), for further discussion on background investigations.

Because financial gain is a motive to commit fraud, organizations should be alert to any indication from employees of financial problems or unexplained financial gain. Malicious insiders have used IT to modify, add, or delete organizational data, as opposed to programs or systems, without authorization and for personal gain. They have also used IT to steal information that leads to fraud (e.g., identity theft, credit card fraud). Sudden changes in an employee's financial situation, including increased debt or expensive purchases, may be signs of potential insider threat. Again, organizations must consider legal requirements, such as employee notifications, when implementing this practice.

Organizations should have policies and procedures for employees to report concerning or disruptive behavior by co-workers. Uniform monitoring steps should be taken in reaction to concerning or disruptive behaviors, according to written policies, to eliminate biased application of monitoring or even its appearance. While organizations should screen frivolous reports, they should investigate all other reports. If an employee exhibits concerning behavior, the organization should respond with due care. Disruptive employees should not be allowed to migrate from one position to another within the enterprise and evade documentation of disruptive or concerning activity. Organizations should also treat threats, boasts about malicious acts or capabilities (“You wouldn’t believe how easily I could trash this net!”), and other negative sentiments as concerning behavior. Many employees will have concerns and grievances from time to time, and a formal and accountable process for addressing those grievances may satisfy those who might otherwise resort to malicious activity. In general, organizations should help any employee resolve workplace difficulties.

Once an organization identifies an employee's concerning behavior, it may take several steps to manage the risks of malicious activity. First, the organization should evaluate the employee's access to critical information assets and level of network access. The organization should carefully review logs of recent activity by the employee. Meanwhile, the organization should provide the employee with options for coping with issues causing the behavior, perhaps including access to a confidential EAP.

Legal counsel should ensure all monitoring activities are within the bounds of law. For instance, private communications between employees and their doctors and lawyers should not be monitored. Additionally, federal law protects the ability of federal employees to disclose waste, fraud, abuse, and corruption to appropriate authorities. For this reason, federal worker communications with the Office of Special Counsel or an agency inspector general should not be monitored. For the same reason, an organization must not deliberately target an employee's emails or computer files for monitoring simply because the employee made a protected disclosure [NIST 2012].

Challenges

1. sharing information—Organizations may find it difficult to share employee information with those charged with protecting the systems. To ensure compliance with laws, regulations, and company policies, organizations must consult legal counsel before implementing any program that involves sharing employee information.
2. maintaining employee morale—Organizations must ensure that they do not convey a sense of “big brother” watching over every employee's action, which can reduce morale and affect productivity.

3. using arrest records—The EEOC recently issued updated guidance regarding the use of arrest or conviction records when making employment decisions including hiring, promotion, demotion, or as a reason to limit access to information or systems. The guidance clarifies that employers should not rely on arrest records as opposed to convictions, because arrest records are less indicative that the candidate actually engaged in the criminal conduct. Using arrest (versus conviction) records to make hiring decisions is contrary to best practices as clarified by the EEOC. Possibly limiting access to information or systems due to an arrest record has similar issues and thus, at this time, legal counsel is strongly recommended before using or disclosing arrest record information from a background check. Related to this, a previous CERT study showed that 30% of the insiders who committed IT sabotage had a previous arrest history. It turns out that correlation may not be meaningful. A 2011 study using a large set of data from the federal government showed that 30% of all U.S. adults have been arrested by age 23, and back in 1987 a study showed similar statistics, with 35% of people in California having been arrested between ages 18-29 [Tillman 1987]. Many of the insider crimes were performed by insiders over age 29. Future research that focuses on particular job categories may show different averages of previous arrest rates for insiders convicted in the United States. However, currently, use of arrest data is both legally and scientifically questionable.
4. monitoring only legally allowable communications—Special care must be taken to prevent monitoring of private communications between employees and their doctors and lawyers, as well as between federal workers and the Office of Special Counsel or an agency inspector general.

Case Studies

In one recent case, an organization employed a contractor to perform system administration duties. The contractor's company had told the hiring organization that a background check had been performed on him. The contractor later compromised the organization's systems and obtained confidential data on millions of its customers. The ensuing investigation discovered that the contractor had a criminal history of illegally accessing protected computers. This illustrates the need to contractually require contractors to perform background investigations on their employees.

In another case, a large shipping and storage corporation employed the insider as an executive-level officer. After 11 years of employment there, the insider had gained the company's ultimate trust. However, prior to his employment at the victim organization, he had stolen money from a few other companies he had worked for. The insider had been convicted, but he had served his sentence on work release. After claiming to have cleaned up his act, he was employed by the victim organization and quickly climbed to the executive-level position. The media often praised him for his innovative management and operational practices. In his last two years of employment, he devised and carried out a scheme to defraud his employer. He inflated prices of invoices charged to his department and collected part of the payments. Furthermore, the insider would pay a conspirator, who had formed his own corporation, for services that were never performed. In return, the conspirator would wire back parts of the payment to the insider. A routine audit of the victim organization's finances discovered the insider's activities, and he was found to have stolen more than \$500,000. The insider was sentenced to six years of imprisonment

and ordered to pay full restitution. This case illustrates the need for organizations to consider a potential employee's background before making a hiring decision. Management must evaluate a candidate's complete background and assess the organization's willingness to accept the risk before extending an offer to a candidate. Organizations must also ensure that legal agreements with trusted business partners convey the organization's requirements for background investigations.

In another interesting case, the victim organization, a visual technology manufacturer and provider, employed the insider as a network administrator. The organization hired a new supervisor, who fired 12 to 16 employees but promoted the insider. The insider told co-workers that he had installed back doors and planned to use them to harm the organization, but the co-workers were afraid to speak up due to the recent terminations. The insider displayed bizarre workplace behavior. He would answer his phone as "the king" or "the president." The insider put a video camera in the organization's computer room and would call in to say he "was watching."

The insider was very deceptive. When the organization hired him, the insider falsely claimed to be a certified Cisco Network Engineer who had been recommended by a headhunter. The organization failed to verify that claim. The insider also concealed his violent criminal history, including assault with a deadly weapon, corporal injury to a spouse, possession of a firearm, and fraudulent use of two social security numbers. The insider also had assault weapons at his home, which a co-worker had previously seen. The semiautomatic weapons were registered to the insider's brother-in-law, who lived with the insider.

The organization became suspicious of the insider when he became resistant and evasive after being asked to travel abroad for business. The insider claimed he did not like flying, but he had a pilot's license. The insider also claimed that he did not have a proper birth certificate due to a bizarre instance of identity theft. The organization discovered that the insider was not Cisco certified and subsequently terminated him. The insider did not return his company-assigned laptop after termination. The organization refused to give the insider his severance pay until he returned the laptop. The insider complied, but the laptop was physically damaged and its hard drive was erased.

After the insider's termination, the organization noticed that the insider repeatedly attempted to remotely access its servers. The organization asked the insider to stop, but he denied having done so. The organization anticipated the insider's attack and hired a computer security consulting firm. The consultants blocked the insider's internet protocol address (IP address) at the organization's firewall, deleted his accounts, checked for back doors, and watched for illicit access. The consultants failed to check one server to which the insider had access. Later, the consultants performed a forensic examination and detected that the insider had used virtual private network (VPN) accounts to log in over the two-week period between the insider's termination and the incident. The organization was unaware of the existence of those accounts, which were created before the insider's termination. These accounts were in the names of his supervisor, the vice president of sales, and the chief financial officer of the organization. For unknown reasons, the consultants did not consider the accounts suspicious. The consultants also failed to disable the insider's Citrix access, allowing him to access the server by dialing in. From his home computer, the insider used the VPN accounts to remotely access the organization's Citrix server. The insider accessed the server, deleted crucial files, and rendered the server inoperable. The insider was

arrested, convicted, sentenced to one year of imprisonment, and ordered to undergo mental health counseling.

The organization also neglected to

- verify the employee's credentials before hiring him
- conduct a thorough background investigation
- implement proper account management policies and procedures

The organization might have avoided this situation completely had it conducted a thorough background investigation, including verifying any industry certifications or credentials claimed by the individual. In this case, the insider should have never passed the background investigation process.

In addition, the organization should have noticed a number of early warning signs of a potential insider threat. The insider

- told co-workers he implemented back doors into the organization's systems
- installed a surveillance camera in the server room and called co-workers saying that he was watching them
- was resistant and evasive to requests

Co-workers and management should have raised concerns about these events. Any employee who has concerns about another's actions should be able to report the issue without fear of reprisal. The availability of an anonymous employee reporting system, such as a tip line hosted by a third party, might have encouraged fearful co-workers to provide information that could have led the organization to further scrutinize the insider.

Quick Wins and High-Impact Solutions

All Organizations

- Ensure that potential employees have undergone a thorough background investigation, which at a minimum should include a criminal background and credit check.
- Encourage employees to report suspicious behavior to appropriate personnel for further investigation.
- Investigate and document all issues of suspicious or disruptive behavior.
- Enforce policies and procedures consistently for all employees.
- Consider offering an EAP. These programs can help employees deal with many personal issues confidentially.

Mapping to Standards

- NIST: PS-1, PS-2, PS-3, PS-8
- CERT-RMM:
 - Monitoring
 - Human Resources Management
 - SG3.SP4: Establish a disciplinary process for those who violate policy
- ISO 27002:
 - 8.1.2 Screening (partially applies, only covers hiring process)

Practice 5: Anticipate and manage negative issues in the work environment.

HR	Legal	Physical Security	Data Owners	IT	Software Engineering
✓	✓	✓	✓	✓	✓

Clearly defined and communicated organizational policies for dealing with employee issues will facilitate consistent enforcement of policies and reduce risk when negative workplace issues arise.

Protective Measures

Organizations must communicate their policies and practices to new employees on their first day. Such policies and practices include acceptable workplace behavior, dress code, acceptable usage policies, working hours, career development, conflict resolution, and other workplace issues. The existence of such policies alone is not enough. New employees and veteran employees must all be aware of such policies and the consequences of violating them. Organizations must enforce their policies consistently to maintain a harmonious work environment.¹⁵ Inconsistent enforcement of policies quickly leads to animosity within the workplace. In many of the analyzed insider threat cases, inconsistent enforcement or perceived injustices within organizations led to insider disgruntlement. Co-workers often felt that star performers were above the rules and received special treatment. Many times that disgruntlement led the insiders to sabotage IT or steal information.

Raises and promotions (annual cost of living adjustments, performance reviews, etc.) can have a large impact on the workplace environment, especially when employees expect raises or promotions but do not receive them. Employees should not count on these awards as part of their salary unless they are assured by contract, and even then the award amount specified in the contract may be variable. However, when such awards become part of the company's culture, employees will expect them year after year. The end of a performance period is one time when employees can have unmet expectations. If management knows in advance that the organization will not be able to provide raises or promotions as expected, they should inform employees as soon as possible and offer an explanation. Additional times of heightened financial uncertainty in the workplace environment include the end of a contract performance period without any clear indication if the contract will be renewed, and any time the organization reduces its workforce. The organization should be extra vigilant and deploy enhanced security measures if employees know there will be a reduction in force but do not know who will be laid off. An incumbent contractor who loses a recompute bid may be disappointed. In all cases of heightened uncertainty or disappointment surrounding raises, promotions, and layoffs, the organization should be on heightened alert to any abnormal behavior and enact enhanced security measures to better mitigate insider threats.

¹⁵ See Practice 2, "Clearly document and consistently enforce policies and controls" (p. 13).

Employees with issues need a way to seek assistance within the organization. Employees must be able to openly discuss work-related issues with management or Human Resources staff without fear of reprisal or negative consequences. When employee issues arise because of external factors, including financial and personal stressors, employees may find a service such as an EAP helpful. These programs offer confidential counseling to assist employees, allowing them to restore their work performance, health, or general well-being. Cases in the CERT insider threat database show that financial and personal stressors appear to have motivated many of the insiders who stole or modified information for financial gain. If these insiders had had access to EAPs, they may have found an alternative way to deal with their problems.

Challenges

1. predicting financial conditions—Organizations may find it difficult to predict financial issues that could affect employee salaries and bonuses.
2. maintaining trust between employees and management—Employees may be reluctant to share information with their manager about work-related issues for fear of it affecting multiple aspects of their employment.

Case Studies

A manufacturing company employed the insider as a salesperson. The organization required salespeople to regularly update a proprietary customer- and lead tracking system. After being warned he would be fired for not updating the system as required, the insider still neglected to do so, and then the organization penalized the insider with a \$2,500 salary deduction instead of firing him. The insider became disgruntled and sought employment with a competitor. The insider informed the competitor that he planned to bring customer information with him if he were hired. The victim organization became suspicious of the insider's activities, causing the insider to tell his contact at the competitor to delete all their email correspondence, which the contact did. The insider received an employment offer from the competitor. Two weeks later, the insider accessed the victim organization's computer system and downloaded customer records to his home computer. Two days after that, the insider sent an email to the victim organization saying that he was resigning immediately. The next day, the insider went to work for the beneficiary organization. The insider immediately began contacting customers from the victim organization and recruiting them for the beneficiary organization. Once the victim organization discovered the insider's actions, it notified law enforcement. Law enforcement examined the insider's computers and noticed that 60 MB of data had been deleted and that the computer had been defragmented several times. The victim organization filed civil lawsuits against the insider and the beneficiary organization. The outcome of those suits is unknown.

In this case, the insider was warned about his performance problems yet still became disgruntled when the organization reduced his salary. The victim organization should have placed the insider on a watch list either at the time he was warned or when his salary was reduced. Had this been done, the insider may have been stopped before he could disclose customer data. This case also underscores the need for nondisclosure agreements, acceptable use agreements, or even noncompetition agreements.

In another case, the victim organization, a bank, triggered a mass resignation of employees disgruntled over layoffs. Before resigning, these insiders copied information from the victim

organization's customer database, pasted it into Word documents, and saved them to disks. One such insider signed a non-solicitation agreement on the day of his resignation and later stole customer information via remote access. Six months before these events, that insider and a former co-worker had planned to form a new company and hire their colleagues, with whom they held meetings. The organization filed a civil lawsuit against the insider.

This case highlights the need for organizations to proactively protect their data. Layoffs heighten tension and stress at an organization. This can lead to a negative atmosphere, and management should be aware of the insider threat risk such an atmosphere poses. As part of an organization's risk management process, it should identify critical IP and implement appropriate measures to prevent its unauthorized modification, disclosure, or deletion. If the victim organization in this case had implemented technical measures, including additional auditing of sensitive files, earlier detection and prevention may have been possible.

Quick Wins and High-Impact Solutions

All Organizations

- Enhance monitoring of employees with an impending or ongoing personnel issue, in accordance with organizational policy and laws. Enable additional auditing and monitoring controls outlined in policies and procedures. Regularly review audit logs to detect activities outside of the employee's normal scope of work. Limit access to these log files to those with a need to know.
- All levels of management must regularly communicate organizational changes to all employees. This allows for a more transparent organization, and employees can better plan for their future.

Mapping to Standards

- NIST: PL-4, PS-1, PS-6, PS-8
- CERT-RMM:
 - Human Resources Management
 - SG3.SP4: Establish a disciplinary process for those who violate policy

Practice 6: Know your assets.

HR	Legal	Physical Security	Data Owners	IT	Software Engineering
✓	✓	✓	✓	✓	✓

Organizations must understand not only their physical assets, but also their information assets and where they keep their most valuable and sensitive information and equipment. Physical assets, such as servers and workstations, are more easily tracked and protected. Data may be more difficult to track, but to protect it, organizations must understand the types of data they process, where they process it, and where they store it.

Protective Measures

The best way for an organization to know its assets and protect them from attack, including from insiders, is to conduct a risk assessment. A risk assessment will teach an organization about the types of data its systems process, who uses the data, and where it is stored. According to NIST, the risk assessment framework includes six steps [NIST 2012]:

1. *Categorize the information system and the information processed, stored, and transmitted by that system based on an impact analysis.*
2. *Select an initial set of baseline security controls for the information system based on the security categorization; tailoring and supplementing the security control baseline as needed based on organization assessment of risk and local conditions.*
3. *Implement the security controls and document how the controls are deployed within the information system and environment of operation.*
4. *Assess the security controls using appropriate procedures to determine the extent to which the controls are implemented correctly, operating as intended, and producing the desired outcome with respect to meeting the security requirements for the system.*
5. *Authorize information system operation based upon a determination of the risk to organizational operations and assets, individuals, other organizations and the Nation resulting from the operation of the information system and the decision that this risk is acceptable.*
6. *Monitor and assess selected security controls in the information system on an ongoing basis including assessing security control effectiveness, documenting changes to the system or environment of operation, conducting security impact analyses of the associated changes, and reporting the security state of the system to appropriate organizational officials.*

Each of these steps requires the organization to understand its assets. Key questions that must be answered before an organization can move forward with a protection strategy include the following:

1. What types of data are processed (medical information, personally identifiable information, credit card numbers, inventory records, etc.)?
2. What types of devices process this data (servers, workstations, mobile devices, etc.)?

3. Where is the data stored, processed, and transmitted (single location, geographically dispersed, foreign countries, etc.)?

Answering these questions will help an organization inventory the data and systems that need to be protected from various attacks. NIST Special Publication 800-61 Volume 2¹⁶ identifies data types that may exist in an organization and the protection levels they should be afforded.

Federal Information Processing Standards (FIPS) Publication 199 (FIPS PUB 199) provides guidance on categorizing information and information systems based on their security objectives (confidentiality, integrity, and availability) and the potential impact of events jeopardizing them (low, moderate, or high).¹⁷

Physical inventories of equipment and the data they house will help an organization identify critical assets. There are two methodologies for creating a complete inventory: service based and hardware based.

Some organizations may have a service catalog, rather than a conventional inventory, that contains the information services an organization needs to fulfill its mission. For instance, an online store may define its web page as a critical service; a communications company may identify email as a critical service. A service-based inventory establishes a hierarchy of assets, starting with a top-level service, branching into the information assets that support it, branching again into the assets that support them, and so on. The organization then inventories the bottom-level assets. For instance, if email is the critical service, then hardware and software are its supporting assets. They, in turn, are supported by the email server, the antivirus appliance, the antivirus program, and the email application, which are the assets the organization should identify and inventory.

A basic walkthrough of a data center is a tedious yet effective method of collecting hardware information for an inventory. However, hardware itemization does not constitute a complete inventory. Organizations need to work closely with system administrators to become fully aware of the logical assets contained within each piece of hardware. Data center system administrators must be able to provide the following information:

- a list of all supported servers, with designation of type (Windows, Linux, virtual machine systems, etc.), platform (Oracle, Java, etc.) and environment (production, integration, model, or development)
- for each server, a list of what is running on the server (e.g., client-server application, web application, database) and the IT support contact for each of these items
- for each virtual system instance, a list of what is running within the platform and the owner or contact for each of these items

With this information, the organization should produce a hardware asset hierarchy similar to the software asset inventory, starting with the top-level hardware asset and branching successively

¹⁶ NIST Special Publication 800-60 is available at http://csrc.nist.gov/publications/nistpubs/800-60-rev1/SP800-60_Vol2-Rev1.pdf.

¹⁷ FIPS PUB 199, *Standards for Security Categorization of Federal Information and Information Systems*, is available at <http://csrc.nist.gov/publications/fips/fips199/FIPS-PUB-199-final.pdf>.

into supporting assets. The organization should identify and inventory the topmost and bottom-most assets.

Once the organization has identified its information assets using one of the above methods, it should ask the IT department to add any unidentified assets and their business owners' contact information, ask those business owners to confirm the added assets, and condense all the inventory information into a spreadsheet. With the inventory complete, the organization should assign each asset a set of attributes, which will help determine the asset's priority. Organizations can define any attributes they need but should consider at least the following:

- environment (production, integration, model, or development)
- security categorization (confidentiality, integrity, and availability¹⁸)
- criticality (high, medium, low, or not applicable)

Challenges

1. finding time and funding to do a complete inventory—Inventorying or cataloging assets takes worker time and thus funding. Considering the importance of this work and the risks, financial and otherwise, if the work is not complete could help justify the necessary funding and worker hours.
2. maintaining inventory lists as changes occur—As changes occur, it is vital that the lists continue to be correct. This requires the importance of this work to be prioritized and emphasized over time.

Case Study

A hospital facility employed the insider, a contractor, as a security guard. The insider was extensively involved with the internet underground and was the leader of a hacking group. The insider worked for the victim organization only at night and was unsupervised. The majority of the insider's unauthorized activities involved a heating, ventilation, and air conditioning (HVAC) computer. This HVAC computer was located in a locked room, but the insider used his security key to obtain physical access to the computer. The insider remotely accessed the HVAC computer five times over a two-day period. In addition, the insider accessed a nurses' station computer, which was connected to all of the victim organization's computers and also stored medical records and patient billing information. The insider used various methods to attack the organization, including password-cracking programs and a botnet. The insider's malicious activities caused the HVAC system to become unstable, which eventually led to a one-hour outage. The insider and elements of the internet underground were planning to use the organization's computer systems to conduct a distributed-denial-of-service (DDoS) attack against an unknown target. A security researcher discovered the insider's online activities. The insider was convicted, ordered to pay \$31,000 restitution, and sentenced to nine years and two months of imprisonment followed by three years of supervised release.

This case illustrates how a single computer system can cause a great amount of damage to an organization. In this case, the damage could have been life threatening because the attack took

¹⁸ FIPS PUB 199 provides attribute values for criticality, integrity, and availability.

place at a hospital facility. Modifying the HVAC system controls and altering the organization's environment could have affected temperature-sensitive drugs and supplies and patients who were susceptible to temperature changes. With additional steps to bypass security, the insider could have potentially modified and impaired patient records, affecting treatment, diagnoses, and care. It is critical that management and information security teams work with other departments within an organization to identify critical systems. In this case, the HVAC computer was located in a locked room, not a data center or server room, which would have afforded the system additional protections and may have prevented the insider from manipulating the system.

In addition, the insider was able to access a nurses' station computer, which had access to other critical organizational systems. If the organization had fully understood the potential impact a compromised workstation could have on other parts of the organization, it could have implemented additional layers of protection that would have prevented this type of attack.

Quick Wins and High-Impact Solutions

All Organizations

- Conduct a physical asset inventory. Identify asset owners' assets and functions. Also identify the type of data on the system.
- Understand what data your organization processes by speaking with data owners and users from across your organization.
- Identify and document the software configurations of all assets.
- Prioritize assets and data to determine the high-value targets.

Mapping to Standards

- NIST: CM-2, CM-8, PM-5, RA-2
- CERT-RMM:
 - Asset Definition and Management
 - Enterprise Focus
- ISO 27002:
 - 7.1.1 Inventory of assets

Practice 7: Implement strict password and account management policies and practices.

HR	Legal	Physical Security	Data Owners	IT	Software Engineering
✓	✓		✓	✓	

Strict password and account management policies and practices can prevent malicious insiders from compromising an organization's user accounts to circumvent manual and automated control mechanisms.

Protective Measures

No matter how vigilant an organization is against insider threat, if the organization's user accounts can be compromised, insiders have an opportunity to circumvent attack prevention mechanisms. User account and password management policies and practices are critical to impeding an insider's ability to use the organization's systems for illicit purposes. Fine-grained access control combined with proper computer account management will ensure that access to all of the organization's critical electronic assets is attributed to individual employees.

The following methods are just some of the ways malicious insiders have compromised accounts:

- obtaining passwords through social engineering or because employees openly shared passwords
- obtaining passwords stored by employees in clear-text files on their computer or in email
- obtaining passwords left on sticky notes or paper left in plain sight or easily accessible places (under keyboard, phone, or mouse pad; in an address book; etc.)
- using an unattended computer whose user is still logged in
- using password crackers
- using keystroke loggers
- watching while a user types in his or her password, also known as "shoulder surfing"

Password policies and procedures should ensure that all passwords are strong,¹⁹ employees do not share their passwords with anyone, employees change their passwords regularly, employees lock their console before stepping away from it, and all computers automatically execute password-protected screen savers after a fixed period of inactivity. Additionally, security training should instruct users to block visual access to their screens as they type their passcodes.

Organizations should use shared accounts only when absolutely necessary. Often, organizations use these accounts out of administrative convenience, rather than out of necessity. Simple shared accounts abrogate definitive attribution of actions, which is required in some cases by regulations and important for investigations. To minimize risks and improve regulatory compliance,

¹⁹ See *Choosing and Protecting Passwords*, available at <http://www.us-cert.gov/cas/tips/ST04-002.html>.

organizations should consider using shared account password management (SAPM) tools that automate processes and enforce controls for remaining shared accounts. Combined, these steps reduce the likelihood of a malicious insider performing an attack in a non-attributable way. In addition, employees should report all attempts or suspected attempts of unauthorized account access to the organization's help desk or information security team.

Some insiders have created backdoor accounts that provide them with system administrator or privileged access following termination. Other insiders found that shared accounts were overlooked in the termination process and were still available to them after they were terminated. They commonly used system administrator accounts and database administrator accounts. Some insiders have used other types of shared accounts, such as those set up for access by external partners such as contractors and vendors. One insider also used training accounts that the organization used repeatedly without changing the password. Systems used by non-employees should be isolated from other organizational systems, and accounts should not be replicated across these systems. In addition, organizations should carefully consider the risks of issuing guest accounts to visitors.

Periodic account audits combined with technical controls allow organizations to identify

- backdoor accounts that could be used later for malicious insider actions, whether those accounts were specifically set up by the insider or left over from a previous employee
- shared accounts whose password was known by the insider and not changed upon the insider's termination or reassignment to another position within the company
- accounts created for external partners, such as contractors and vendors, whose passwords were known to certain insiders and not changed upon any of those insiders' termination or reassignment
- password resets performed in excess by administrators or for infrequently used accounts

Account management policies that include strict documentation of all access privileges for all users enable a straightforward termination procedure that reduces the risk of attack by terminated employees. Organizations should periodically re-evaluate the need for every account and retain only those that are absolutely necessary. Strict procedures and technical controls should be implemented that enable auditors or investigators to trace all online activity on those accounts to an individual user. These limits, procedures, and controls diminish an insider's ability to conduct malicious activity without being identified. Organizations using centralized account management systems, such as the Lightweight Directory Access Protocol (LDAP) Directory Services, for authentication may reduce the risk of overlooking an account during termination or during a periodic audit.

An organization's password and account management policies must also apply to all contractors, subcontractors, and vendors who have access to the organization's information systems or networks. These policies should be written into contracting agreements and require the same level of access accountability as for the organization's own employees. Every account must be attributable to an individual. Contractors, subcontractors, and vendors should not be granted shared accounts for access to organizational information systems. They should not be permitted to share passwords, and when they terminate employees, they must notify the contracting organization in advance so it can change account passwords or close the account. The contract should require notification within a reasonable timeframe if advance notification is not possible.

Finally, the contracting organization must include contractor, subcontractor, and vendor accounts in its regularly scheduled password change process.

Challenges

1. balancing risk and business processes—Finer grained access controls, account management, and other account security measures may incur tradeoffs and costs associated with business inefficiencies.
2. managing accounts—Organizations with large numbers of distributed user workstations may find it challenging to manage local accounts.

Case Studies

The insider, a contractor, was formerly employed as a software developer and tester by the victim organization. The organization terminated the insider for poor performance but failed to change a shared account password upon his departure. The insider used the company laptop assigned to him by his subsequent employer, a noncompeting organization, to remotely access 24 of the victim organization's user accounts. The insider ignored banner warnings indicating that unauthorized access or attempted access was a criminal violation, the computer system was subject to audit, and federal laws provided penalties for unauthorized use. To conceal his actions, the insider edited *rhosts*²⁰ files. An employee at the victim organization discovered that her user name had been used to log on to her computer just a few hours earlier when in fact she had not logged on, prompting a cooperative investigation by both the insider's current and previous employers. Security personnel at the insider's current employer traced the intrusions to the insider's laptop and confronted him. The insider made several claims, including that he had logged on only to check on a program he wrote; that he had not been fired from the victim organization, but rather he had not had his contract renewed; that a former co-worker had asked him to log on to help with a problem; and that he had been playing a break-in game with his former co-workers to find flaws in the victim organization's network. The insider was arrested, convicted, and sentenced to two concurrent two-year terms of probation, as well as unspecified fines and penalties. The insider exploited 13 systems storing trade secrets valued at approximately \$1.3 million.

A different case illustrates the need for account management. The insider was able to log in to a system using a shared account whose password had not been changed. Whenever an individual leaves an organization, the organization must change the passwords to all accounts the user had access to. This process involves careful account management practices, such as documenting who has access to what accounts.

In another case, an e-commerce company employed an insider as a chief project engineer. The organization took the insider off of a major project and subsequently terminated his employment. Afterward, the insider's accomplice, an employee of the victim organization, allegedly gave the insider the password to the server storing the project he had worked on. According to some

²⁰ An *.rhosts* file contains a list of user-machine combinations that are permitted to log in remotely to the computer without having to use a password. On some systems, users are allowed to create *.rhosts* files in their home directories.

sources, the insider wanted to delete the project file for revenge. Other sources claim that the insider wanted to hide the file during a presentation so that his accomplice could recover the file, appear to be a hero, and avoid being fired. The insider did delete the file, but the organization was able to recover the lost data. The project was valued at \$2.6 million. The insider and his accomplice were arrested. The insider was found not guilty.

In a fourth case, an accomplice shared an account password with a former employee, who used it to access and delete company data. Organizations need to have clear policies regarding accounts and passwords. These policies should state that account information should not be shared with anyone outside of the organization, and violations of the policy must be handled accordingly. Such a policy may have deterred the activities of the insider and his accomplice.

Quick Wins and High-Impact Solutions

All Organizations

- Establish account management policies and procedures for all accounts created on all information systems. These policies should address how accounts are created, reviewed, and terminated. In addition, the policy should address who authorizes the account and what data they can access.
- Perform audits of account creation and password changes by system administrators. The account management process should include creation of a trouble ticket by the help desk. (Help desk staff should not be able to create accounts.) Your organization could confirm the legitimacy of requests to reset passwords or create accounts by correlating such requests with help desk logs.
- Define password requirements and train users on creating strong passwords. Some systems may tolerate long passwords. Encourage users to use passphrases that include proper punctuation and capitalization, thereby increasing passphrase strength and making it more memorable to the user.
- Security training should include instruction to block visual access to others as users type their passcodes.
- Ensure all shared accounts are absolutely necessary and are addressed in a risk management decision.

Large Organizations

- Review systems and risk to determine the feasibility of centrally managing user accounts.
- If using a central account management system, add contractors to groups linked to projects, organizations, or other logical groups. This allows administrators to quickly identify contractors and change access permissions. Accounts themselves might contain contractor status tipoffs, for example, putting “_CONT” in the account name or description.

Mapping to Standards

- NIST: AC-2, IA-2
- CERT-RMM:
 - Identity/Access Management

- ISO 27002:
 - 11.2.3 User password management
 - 11.2.4 Review of user access rights

Practice 8: Enforce separation of duties and least privilege.

HR	Legal	Physical Security	Data Owners	IT	Software Engineering
✓	✓	✓	✓	✓	✓

To limit the damage malicious insiders can inflict, organizations must implement least privilege and separation of duties in their business processes and for technical modifications to critical systems or information.

Protective Measures

Separation of duties requires dividing functions among multiple people to limit the possibility that one employee could steal information or commit fraud or sabotage without the cooperation of others. Many organizations use the *two-person rule*, which requires two people to participate in a task for it to be executed successfully. Organizations can use technical or nontechnical controls to enforce separation of duties. Examples include requiring two bank officials to sign large cashier's checks or requiring verification and validation of source code before the code is released. In general, employees are less likely to engage in malicious acts if they must collaborate with another employee.

Typically, organizations define roles that characterize the responsibilities of each job and the level of access to organizational resources required to fulfill those responsibilities. Organizations can mitigate insider risk by defining and separating roles responsible for key business processes and functions. For example, organizations could

- require online management authorization for critical data-entry transactions
- implement configuration management processes that allow for a developer, a reviewer, and a tester to independently review changes to code
- use configuration management processes and technology to control software distributions and system modifications
- require two different individuals to perform backup and restore functions
- design auditing procedures to prevent collusion among auditors

Effective separation of duties requires implementation of *least privilege*, or authorizing people to use only the resources needed to do their job. Least privilege also reduces an organization's risk of insider theft of confidential or proprietary information because access to it is limited to only those employees who need it to do their jobs. For instance, some cases of theft of IP involved salespeople who had unnecessary access to strategic products under development.

Organizations must manage least privilege as an ongoing process, particularly when employees move throughout the organization in promotions, transfers, relocations, and demotions. As employees change jobs, organizations tend not to review their required access to information and information systems. All too often, organizations give employees access to new systems or information required for their new job without revoking their access to information and systems required for their previous job. Unless a transitioned employee retains responsibility for tasks

from his or her previous job, the organization should disable the employee's access to previously required information and information systems.

Organizations can use physical, administrative, and technical controls to enforce least privilege. Gaps in access control have often facilitated insider crimes. Employees can easily circumvent separation of duties if they are enforced by policy rather than by technical controls. Ideally, organizations should include separation of duties in the design of their business processes and enforce them through technical and nontechnical means.

Access control based on separation of duties and least privilege is crucial to mitigating the risk of insider attack. These principles have implications in both the physical and virtual worlds. In the physical world, organizations need to prevent employees from gaining physical access to resources not required by their work roles. For example, researchers need access to their laboratory space but not to Human Resources' file cabinets. There is a direct analogy in the virtual world: Organizations must prevent employees from gaining online access to information or services that are not required for their job. This kind of control is often called *role-based access control*. Prohibiting access by personnel in one role from the functions permitted for another role limits the damage they could inflict.

Challenges

1. separating duties and enforcing least privilege—Smaller organizations will find it more difficult to implement separation of duties and least privilege security models because the organization may not be staffed to accommodate the practice. Implementing these practices at a granular level may interfere with business processes.
2. balancing security and the organization's mission—Most organizations will find it challenging to strike a balance between implementing these recommendations and accomplishing the organization's mission.

Case Studies

An insider worked as a vice president and senior tax systems analyst at a banking and investment institution for more than eight years. As part of his job responsibilities, the insider had privileged access to the organization's systems and networks. When the organization terminated the insider's employment, it immediately removed his access privileges and notified its trusted business partners to revoke the insider's access on their systems as well. After leaving the organization's workplace for the last time, the insider remotely logged into one of the business partner's systems using his unrevoked account and compromised his supervisor's unused account in the system. The business partner revoked the insider's account the next day but was unaware of his illicit activities on its network the day before. Using the compromised supervisor's account, as well as another account he created later, the insider accessed the business partner's systems roughly 50 times within the next month. During this time, he accessed customer data, modified information within the system, and even destroyed some of the data and code he had previously worked on when he was employed. While the insider's activities were later discovered by internal employees and federal investigators, the outcome of the case is unknown. In total, the victim organization estimated \$138,000 in damages related to the incident.

In another case, a high-level executive had privileged access to the organization's systems. Typically, high-ranking individuals within an organization do not need this level of access. This individual was able to modify critical business data without requiring someone else to verify the changes. Executives are common targets for social engineering attacks, so a best practice is to restrict their level of access. If an individual requires additional access, organizations should consider creating a separate account with more granular control and additional logging and auditing.

Quick Wins and High-Impact Solutions

All Organizations

- Carefully audit user access permissions when an employee changes roles within the organization to avoid privilege creep. In addition, routinely audit user access permissions at least annually. Remove permissions that are no longer needed.
- Establish account management policies and procedures. Audit account maintenance operations regularly. Account activity should reconcile with help desk documentation.
- Require privileged users to have both an administrative account with the minimum necessary privileges to perform their duties and a standard account that is used for everyday, non-privileged activities.

Large Organizations

- Review positions in the organization that handle sensitive information or perform critical functions. Ensure these employees cannot perform these critical functions without oversight and approval. The backup and restore tasks are often overlooked. One person should not be permitted to perform both backup and restore functions. Your organization should separate these roles and regularly test the backup and recovery processes (including the media and equipment). In addition, someone other than the backup and restore employees should transport backup tapes off-site.

Mapping to Standards

- NIST: AC-5, AC-6
- CERT-RMM:
 - Access Management
- ISO 27002:
 - 10.1.3 Segregation of duties
 - 11.2.2 Privilege management

Practice 9: Define explicit security agreements for any cloud services, especially access restrictions and monitoring capabilities.

HR	Legal	Physical Security	Data Owners	IT	Software Engineering
	✓		✓	✓	

Organizations should include provisions for data access control and monitoring in any agreements with cloud service providers.

Cloud computing allows organizations to quickly stand up various infrastructure devices and services while keeping costs low. The National Institute of Standards and Technology (NIST) defines cloud computing as “a model for enabling ubiquitous, convenient, on-demand network access to a shared pool of configurable computing resources (e.g., networks, servers, storage, applications, and services) that can be rapidly provisioned and released with minimal management effort or service provider interaction” [Mell 2011].

A recent study by Ponemon Institute found a “majority of cloud providers believe it is their customer’s responsibility to secure the cloud and not their responsibility. They also say their systems and applications are not always evaluated for security threats prior to deployment to customers” [Ponemon 2011]. Organizations should not assume that cloud service providers take responsibility for securing the organization’s information.

Protective Measures

Four types of cloud services are currently available to organizations [GAO 2010]:

1. private cloud—operated solely for one organization
2. community cloud—shared by several organizations
3. public cloud—available to any customer
4. hybrid cloud—two or more clouds (private, community, or public) that are connected

Private clouds are operated by the organization itself or by another entity on behalf of the organization. Community clouds typically consist of several organizations that have the same needs. Public clouds are open to any customers, who often have diverse needs [GAO 2010].

In each of these models, the cloud service provider—a trusted business partner—provides data and infrastructure services to the organization. This relationship extends the organization’s network perimeter and greatly increases the organization’s reliance on the service provider’s practices. It may also offer new attack opportunities for malicious insiders. The same protections that the organization uses to secure its data and infrastructure should extend to the service provider. Organizations must often accept the service provider’s attestation that its policies and procedures afford the organization the required levels of protection. Organizations may wish to work with the service provider to obtain independent audit reports or conduct an audit themselves.

Before utilizing a cloud service, an organization must thoroughly understand, document, and assess the service's physical and logical access and security controls. Appropriate measures to protect the confidentiality, integrity, and availability of data at rest, in motion, and in use must be in place. For example, encryption can protect data at rest and in motion. Organizations must fully understand who has access to their data and infrastructure as well as what measures are in place to mitigate any risks.

To effectively understand the cloud environment, sufficient auditing and monitoring of the environment must regularly occur. Depending on the capabilities of the cloud service provider and the service agreement, the service provider may offer certain monitoring capabilities on behalf of the customer. To effectively manage the environment and ensure contractual obligations are being met, the organization's operations and security personnel should have access to auditing and monitoring information as needed. The auditing and monitoring capabilities must meet any rules, laws, and regulations that bind the organization. Either the service provider or the organization must supplement any capabilities that are found to be lacking. Agreements with the service provider must define these capabilities. Organizations should consider methods for secure authorization and access control specific to clouds [Shin 2011, 2012].

The cloud's control plane refers to the underlying hardware, hypervisors, administrative interfaces and management tools that are used to run the cloud itself. Generally, access to the control plane gives users almost total control of any applications running in that cloud. Many of the control technologies are complex and relatively new, providing many opportunities for security vulnerabilities including those due to misconfigurations. To help protect the control plane, an organization could perform near-real-time auditing of access, internal events, and the external communication between its components to help distinguish anomalies from normal behavior.

Organizations should consider each of their potential insider threats related to cloud services and consider if service level agreements (SLAs) and the provider's insurance cover identified risks. A cloud insider could be a rogue administrator of a service provider, an insider who exploits a cloud-related vulnerability to gain unauthorized access to organization systems and/or steal data from a cloud system, or an insider who uses cloud systems to carry out an attack on an employer's local resources. Organizations should consider the different types of potential rogue administrators: hosting-company administrators, virtual-image administrators, system administrators, and application administrators. Differences in security policies or access control models between cloud-based and local systems could enable insiders to exploit vulnerabilities that might not otherwise be exposed. Attacks could exploit the increased latency between servers in a cloud architecture or, to cause more damage during an attack, use any delays due to problems validating the organization's identity to the cloud provider [Claycomb 2012]. Even insiders attacking data, non-cloud data or systems could use cloud parallel processing to crack password files, a distributed cloud platform to launch a DDoS attack, or the use of cloud storage to exfiltrate data from an employer. SLAs should identify any known risks that the provider has identified in its enterprise risk assessment, and the cloud consumer should ensure the cloud service provider's insurance would cover losses in case of a provider's business failure.

The Cloud Security Alliance recommends the following practices to help protect against rogue administrators [CSA 2010]:

- Specify HR requirements as part of legal contracts.

- Strictly enforce supply chain management, and assess suppliers.
- Determine processes for security breach notification.
- Ensure transparency in overall information security and management practices.

To protect against insiders who exploit cloud-related vulnerabilities and to ensure a timely response to attacks in progress, organizations should create an incident response plan that includes offline credential verification. System administrators within the organization should be familiar with configuration tools for their cloud-based systems, including procedures for disabling cloud-based services if necessary. Organizations should use data loss prevention (DLP) tools and techniques to detect sensitive data being sent to cloud-based storage. Network- or host-based controls may also prevent employees from accessing particular external cloud resources.

To improve data access latencies around the world as well as resiliency to localized internet problems, cloud providers often have data centers in multiple countries. However, each country has particular laws, cultural norms, and legal standards, enforced with varying stringency, regarding contracts, security, background checks, and corruption. Employees of cloud service providers have ultimate control over the hardware, and thus over an organization's cloud-based data. They can typically reset passwords, copy disks, sniff the network, or physically alter the hardware or operating system, including the virtualization hypervisor.²¹ Organizations should consider particular risks related to countries their data could go to, and whether contracts with the cloud service provider offer adequate assurance of data security.

According to a U.S. Government Accountability Office (GAO) survey of 24 federal agencies, 22 were concerned or very concerned about the risks associated with cloud computing [GAO 2010]. One of the concerns highlighted was the need for adequate background investigations of the service provider's employees. Organizations should ensure that their cloud service provider's investigative processes are commensurate with their own and that these provisions are in all contracts with the provider. Any laws or regulations that the organization is subject to must be addressed. For example, the federal government uses NIST Special Publication 800-53 as the basis of its information security standards. Many of NIST Special Publication 800-53's control families, such as Access Control, Identification and Authentication, and Auditing,²² should be implemented within the service provider's infrastructure to ensure compliance.

Organizations commonly hire outside consultants to help them migrate data or services to a cloud service provider. The migration process often involves exceptions to normal IT system processes. The consultant has expert knowledge of the migration process and is given knowledge of the organization's IT systems, so the consultant has an insider's means to cause the organization a great deal of harm. Vetting and background checks on any outside consultants for this process should be particularly rigorous, and oversight of these insider workers is important.

²¹ Department of Homeland Security. *Cloud Computing Security*. U.S. Department of Homeland Security, Federal Network Security Branch.

²² NASA officials identified 47 of 112 SP 800-53 controls for low-impact systems that should be implemented by the cloud service provider [GAO 2010].

Cloud infrastructure audits should periodically evaluate cloud security, including auditing virtual machines to ensure they meet security configuration requirements. Continuous monitoring of the distributed infrastructure's behavior and use should be done in near-real-time if possible. Audit logs should be reviewed according to policy, and diagnostic data aggregation and management should be performed. New devices and services should be identified, as well as security reconfigurations and any deviations from a predetermined baseline.

Challenges

1. working with cloud service providers—Organizations may find it challenging to establish contracts with cloud service providers due to the provider's business model. It may be a challenge to find a service provider that meets the organization's expectations of both physical and logical security. Some providers may leave security up to the customer [Ponemon 2011].
2. accepting risk—Organizations should consider cloud services as they would any other contractual service. The chosen cloud service provider should meet or exceed the organization's own levels of security, and senior management must formally accept the risk of using these services. Organizations should keep in mind that they are ultimately entrusting the organization's data and outsourced services to a third party. A failure by the trusted business partner, whether security related or otherwise, may expose the organization to negative publicity or legal action.
3. lacking standards for mitigating insider threats in a cloud computing model

Case Studies

A retail organization that used USB virtual private network (VPN) tokens for remote access fired a network engineer. Before his termination, the insider created a token in the name of a fake employee. A month after termination, the insider contacted the IT department, using the fictional name he had created, and convinced them to activate the VPN token. Several months later, the insider used the VPN token to access the network and deleted virtual machines, shut down a storage area network (SAN), and deleted email mailboxes. It took the IT staff 24 hours to restore operations and cost the organization more than \$200,000.

In another case, the senior management of a pharmaceutical company had a dispute with an IT employee. The insider resigned, but the insider's supervisor and close friend convinced the company to keep the insider on as a contractor. A few months later, the insider left the company completely. The insider used his home network to install a piece of software on the victim organization's server. Then, using a restaurant's internet connection and a compromised user password to access the server, the insider used the previously installed software to delete virtual machines that hosted the organization's email, order tracking, and financial management systems. This attack halted the organization's operations for several days. The insider's connection to the attack was discovered via his purchases in the restaurant near the time of the attack. The insider was arrested and pleaded guilty.

In these two cases, the organizations utilized their own private clouds, on which the insiders had administrative remote access to virtual machines hosting critical processes. Organizations need to be aware of what remote access to their systems exists and the risks associated with it. Virtual machines can be quickly deployed, but they can also be destroyed just as quickly. Organizations

should carefully monitor and log the virtual environment to quickly respond to issues. They must also carefully control or prohibit remote access to tools that allow for the modification of virtual services.

Quick Wins and High-Impact Solutions

All Organizations

The considerations below apply to any organization utilizing cloud services. Such services not owned and operated by the organization deserve further scrutiny.

- Conduct a risk assessment of the data and services that your organization plans to outsource to a cloud service provider before entering into any agreement. Your organization must ensure that the service provider poses an acceptable level of risk and has implemented mitigating controls to reduce any residual risks. Your organization must carefully examine all aspects of the cloud service provider to ensure the service provider meets or exceeds your organization's own security practices.
- Verify the cloud service provider's hiring practices to ensure it conducts thorough background security investigations on any personnel (operations staff, technical staff, janitorial staff, etc.) before they are hired. In addition, the service provider should conduct periodic credit checks and reinvestigations to ensure that changes in an employee's life situation have not caused any additional unacceptable risks.
- Control or eliminate remote administrative access to hosts providing cloud or virtual services.
- Understand how the cloud service provider protects data and other organizational assets before entering into any agreement. Verify the party responsible for restricting logical and physical access to your organization's cloud assets.

Mapping to Standards

- NIST: Access Control Family (AC), Audit Family (AU), Risk Assessment Family (RA), Secure Communications Family (SC), Services and Acquisitions Family (SA)
- CERT-RMM:
 - External Dependencies Management

Practice 10: Institute stringent access controls and monitoring policies on privileged users.

HR	Legal	Physical Security	Data Owners	IT	Software Engineering
✓	✓			✓	✓

System administrators and technical or privileged users have the technical ability, access, and oversight-related capabilities to commit and conceal malicious activity.

Protective Measures

According to the CERT Insider Threat Center's research, a majority of the insiders who committed sabotage and more than half of those who stole confidential or proprietary information held technical positions at the victim organizations. Technically sophisticated methods of carrying out and concealing malicious activity have included

- writing or downloading scripts or programs (including logic bombs)
- creating backdoor accounts
- installing remote system administration tools
- modifying system logs
- planting viruses
- using password crackers

However, of the 50 cases studied for the recent CERT Insider Threat Center report *An Analysis of Technical Observations in Insider Theft of Intellectual Property*, only 6 contained clear information about the insider's concealment methods [Hanley 2011a]. Stringent access controls and monitoring policies on privileged users might have detected concealment methods, but they might also have prevented the attacks or reduced the damage they caused.

By definition, system administrators and privileged users²³ have greater access to systems, networks, or applications than other users. Privileged users pose an increased risk because

- they have the technical ability and access to perform actions that ordinary users cannot
- they can usually conceal their actions by using their privileged access to log in as other users, modify system log files, or falsify audit logs and monitoring reports
- even if an organization enforces technical separation of duties, system administrators typically have oversight of and approval responsibility for change requests to applications or systems

²³ For the purposes of this guide, the term *privileged users* refers to users who have an elevated level of access to a network, computer system, or application that is short of full system administrator access. For example, database administrators (DBAs) are privileged users because they can create new user accounts and control the access rights of users within their domain.

Should malicious insider activity occur, nonrepudiation techniques allow each and every online activity to be attributed to a single employee, no matter the employee's level of access. Organizations can configure systems and networks to facilitate nonrepudiation by using certain policies, practices, and technologies. However, those measures are designed, created, and implemented by system administrators and other privileged users. To prevent any one privileged user from building in ways to circumvent nonrepudiation measures, multiple privileged users should create, implement, and enforce network, system, and application security designs. In addition, the organization's information security team should regularly review privileged activity.

Organizations should consider having privileged users sign a privileged user agreement or rules of behavior²⁴ outlining what is required of them, including what they are and are not permitted to do with accounts they can access. Such agreements help instill the responsibilities of elevated access in privileged users. Monitoring technologies and policies must be lawful, and organizations should consult legal counsel before implementing them.

Even if online actions can be traced to the person who performed them, not all user actions can be actively monitored. While the practices discussed above facilitate identification of users following detection of suspicious activity, organizations must take additional steps to defend against malicious actions before they occur. For instance, system administrators and privileged users have access to all computer files within their domains. Users can encrypt files with private keys and passwords to prevent unauthorized access by privileged administrators who do not need to access the data. However, access to encryption tools also poses a risk: a malicious insider could encrypt company information and refuse to provide the key. Organizations should evaluate encryption solutions before allowing their use.

Policies, procedures, and technical controls should enforce separation of duties and require actions by multiple users to release any modifications to critical systems, networks, applications, and data. In other words, no single user should be permitted or be technically able to release changes to the production environment without action by at least one other user. For example, a developer should have a peer review her code before giving it to someone else for deployment.

To enforce separation of duties for system administration functions, the organization must employ at least two system administrators. Small organizations that cannot afford to employ more than one system administrator must recognize their increased risk. Several cases cited in this guide involve an organization victimized by its sole system administrator. Some methods can separate the auditing role out from the single administrator. For example, organizations can make log information available to non-technical managers, independent audit reviews, or investigations. To achieve effective separation of duties, any such method must assure that the system administrator has no control over the auditing function.

Finally, many of the insiders in the CERT insider threat database, especially those who engaged in IT sabotage, were former employees of the victim organizations. Organizations must be especially careful to disable system access to former system administrators and technical or privileged users.

²⁴ A good example of privileged user rules of behavior is available at http://trainingcenter.nih.gov/pdf/lms/OPM_Rules_of_Behavior_form.pdf

Thoroughly documented procedures for disabling access can help ensure that an organization does not overlook stray access points. In addition, organizations should consider implementing the two-person rule (which requires two people to participate in a task in order for it to be executed successfully) for the critical functions performed by these users to reduce the risk of extortion after they leave the organization.²⁵

Challenges

1. justifying payroll costs—It may be difficult for organizations to justify the cost of additional staff needed to implement separation of duties and access control restrictions.
2. engendering trust—The organization must ensure that system administrators and other privileged users feel trusted by the organization.

Case Studies

The victim organization, which was responsible for managing prescription benefit plans, employed the insider as a computer systems administrator. Following the victim organization's spin-off from its parent company, its staff, including the insider, circulated emails discussing the anticipated layoffs of the victim organization's computer systems administrators. The insider, fearing he would be laid off, created a logic bomb by modifying existing computer code and inserting new code into the victim organization's servers. Even after the layoffs occurred and the insider retained his employment, he did not remove the logic bomb. When the logic bomb failed to detonate on the intended day, the insider modified the logic bomb to correct the error. Another computer systems administrator discovered the logic bomb while investigating a system error. IT security personnel subsequently neutralized the destructive code. The logic bomb would have destroyed information on more than 70 servers, including a critical database of patient-specific drug interaction conflicts; applications relating to clients' clinical analyses, rebate applications, billing, and managed care processing; new prescription call-ins from doctors; coverage determination applications; and numerous internal applications, including corporate financials, pharmacy maintenance tracking, web and pharmacy statistics reporting, and employee payroll input. The incident spanned a year and two months from the creation of the logic bomb to its detection. The delay in detection was attributed to the insider's decision to detonate the logic bomb on his birthday. The insider was arrested, convicted, ordered to pay \$81,200 in restitution, and sentenced to 30 months of imprisonment.

In another case, an IT company employed the insider as an IT administrator. The insider was dating another employee, who was fired. The insider sent threatening messages to management demanding they rehire the employee. The organization fired the insider for this behavior. Before the organization revoked the insider's access, he created another user account. During this time, the insider also deleted a customer's files. After terminating the insider, the IT company refused to help him with an unemployment compensation claim. The insider, using the backdoor account he had previously created, accessed one of the organization's servers several times, sometimes using his home network and sometimes using public networks. The insider deleted the data of two customers and made it difficult for one of the customers to access the company's server. The IT company contacted a government agency to help with its investigation, which identified the

²⁵ See Practice 8, "Enforce separation of duties and least privilege" (p. 40).

insider by the user account and logs. The insider was arrested and pled guilty to computer intrusion.

In both of these cases, the insiders were able to make changes to the system without verification. In the first case, the insider planted a logic bomb in a production system. In the second case, the insider was able to create an account without permission or verification. Had appropriate monitoring and access controls been in place, the insiders' activities may have been stopped or detected earlier.

Such controls would also have been effective in another case, this one against a foreign investment trader who manipulated source code. This insider had a degree in computer science, so the victim organization gave him access to its trading system's source code. He used that access to build in a back door that enabled him to hide trading losses, without detection, totaling nearly \$700 million over several years.

Quick Wins and High-Impact Solutions

All Organizations

- Conduct periodic account reviews to avoid privilege creep. Employees should have sufficient access rights to perform their everyday duties. When an employee changes roles, the organization should review the employee's account and rescind permissions that the employee no longer needs.

Large Organizations

- Implement separation of duties for all roles that affect the production system. Require at least two people to perform any action that may alter the system.
- Use multifactor authentication for privileged user or system administrator accounts.²⁶ Requiring multifactor authentication will reduce the risk of a user abusing privileged access after an administrator leaves your organization, and the increased accountability of multifactor authentication may inhibit some currently employed, privileged users from committing acts of malfeasance. Assuming that the former employee's multifactor authentication mechanisms have been recovered, the account(s) will be unusable.

Mapping to Standards

- NIST: AC-2, AC-6, AC-17, AU-2, AU-3, AU-6, AU-9, CM-5, IA-2, MA-5, PL-4, SA-5
- CERT-RMM:
 - Identity/Access Management
 - Monitoring
- ISO 27002:
 - 10.10.4 Administrator and operator logs
 - 10.10.2 Monitoring system use

²⁶ NIST Special Publication 800-53, AC-6 (Access Control) requires multifactor authentication for moderate- to high-risk systems.

Practice 11: Institutionalize system change controls.

HR	Legal	Physical Security	Data Owners	IT	Software Engineering
			✓	✓	✓

Organizations must control changes to systems and applications to prevent insertion of back doors, keystroke loggers, logic bombs, and other malicious code or programs. Change controls should be thoroughly implemented and continue over time and all stages of projects.

Protective Measures

Security controls are defined in NIST 800-53A Rev 1 as “the management, operational, and technical safeguards or countermeasures prescribed for an information system to protect the confidentiality, integrity (including non-repudiation and authenticity), and availability of the system and its information” [NIST 2010b]. *Change controls* are security controls that ensure the accuracy, integrity, authorization, and documentation of all changes made to computer and network systems.²⁷ The wide variety of insider compromises that relied on unauthorized modifications to the victim organizations’ systems suggests the need for stronger change controls. To develop stronger change controls, organizations should identify baseline software and hardware configurations. An organization may have several baseline configurations, given the different computing and information needs of different users (e.g., accountant, manager, programmer, and receptionist). As an organization identifies different configurations, it should characterize their hardware and software components.

Baseline documentation can be a basic catalog of information, such as disk utilization, hardware devices, and versions of installed software. However, such basic information can be easily manipulated, so strong baseline documentation often requires more comprehensive records. Baseline documentation should consist of

- cryptographic checksums (using SHA-1 or MD5, for example)
- interface characterization (such as memory mappings, device options, and serial numbers)
- recorded configuration files

Once an organization captures this information, it can validate computers implementing each configuration by comparing them against the baseline copy. The organization can then investigate discrepancies to determine if they are benign or malicious. Changes to system files or the addition of malicious code should be flagged for investigation. Some tools designed to check file integrity partially automate this process and allow scheduled sweeps through computer systems.²⁸

²⁷ See Information Technology Controls, the Institute of Internal Auditors, <http://www.theiia.org/download.cfm?file=70284>.

²⁸ See http://www.sans.org/resources/idfaq/integrity_checker.php for a discussion of file integrity checkers.

Depending on the computing environment, configurations may not remain unchanged for long. An organization's change management process should include characterization and validation. The organization should define different roles within this process and assign them to different individuals so that no one person can make a change unnoticed by others within the organization. For example, someone other than the person who made configuration changes should validate the configuration so that there is an opportunity to detect and correct malicious changes (including planting of logic bombs). Some commercial software products will monitor the system to detect configuration changes.

Organizations must protect change logs and backups so they can detect unauthorized changes and, if necessary, roll back the system to a previous valid state. In addition, some insiders have modified change logs to conceal their activity or implicate someone else for their actions. Other insiders have sabotaged backups to further amplify the impact of their attack.

Malicious code placement and other insider malicious IT actions may defeat common defensive measures, such as firewalls and IDSs. While these defenses are useful against external compromises, they are less useful against attacks by malicious insiders as they primarily monitor and analyze data communications, including code spread through networking interfaces, rather than code installed directly on a computer. Antivirus software installed on workstations, servers, and Internet gateways may reduce the likelihood of a successful compromise. However, antivirus software must have the latest malicious code detection signatures updated regularly to be able to detect the malicious code. Zero-day exploits, exploits that have never been seen before, as well as "logic bombs" such as maliciously configured or scheduled ordinary processes (e.g., incomplete backups) are likely to be missed by signature based antivirus solutions. Change controls help address the limitations of these defenses.

Just as organizations can implement tools for detecting and controlling system changes, they should also implement configuration management tools for detecting and controlling changes to source code and other application files. As described in Practice 8, "Enforce separation of duties and least privileges" (p. 40), some insiders have attacked by modifying source code during the maintenance phase of the software development lifecycle, not during initial implementation. Some organizations institute much more stringent configuration management controls during the initial development of a new system, including code reviews and use of a configuration management system. However, once the system is in production and development stabilizes, some organizations relax the controls, leaving a vulnerability open for exploitation by technical insiders.

Challenges

1. managing the project—Change controls may increase the turnaround time for system changes.
2. monitoring—Changing the information system may entail adjustments to monitoring mechanisms, so IT staff may need to coordinate with those responsible for monitoring and auditing alerts.

3. managing the baseline—While baseline management helps reduce the number of diverse systems with unique configurations that require special management and patching procedures, it also introduces a certain level of risk. Having many baselines with similar software or configurations may allow an attacker to exploit a single vulnerability on a large scale.

Case Studies

The victim organization, an investment bank, employed the insider as a computer specialist. The insider created a risk assessment program to help bond traders decide which bonds to buy and sell. Later, the insider was employed by the same organization as a securities trader. For unknown reasons, the insider became angry with management. He may have been displeased with his bonus, even though he made more than \$125,000 a year. Motivated by revenge, the insider inserted a logic bomb into the risk assessment program he had created as a computer specialist. The logic bomb increased the risks of deals in tiny increments so that traders would not realize their deals were getting riskier and would take more and more precarious deals. The insider planned for the organization and its customers to lose \$1 million over the course of a year. A programmer trying to modify the program's code realized that someone had tampered with the program and subsequently discovered the logic bomb. The organization was able to prevent any major damage from occurring, but it spent \$50,000 repairing the damage. The insider later claimed that he had created the program for personal use, but he contradicted this claim when he revealed that a trader had made a large profit using the insider's program. The insider was terminated, arrested, and convicted, but sentencing details are unknown.

In another case, a financial services firm employed the insider as a systems administrator. The insider had heard that bonuses would be half of what they normally were and had complained to his supervisor. When the organization announced the cut to employee bonuses, the insider responded by building and distributing a logic bomb on the organization's UNIX-based network. The logic bomb took down nearly 2,000 servers in the head office and 370 servers at branch offices around the country. Prior to the logic bomb's detonation, the insider purchased put options on the company, expecting the subsequent detonation of the logic bomb to drive down the firm's stock price. The insider quit when the organization became suspicious of him. Although the firm's stock price did not drop, the logic bomb cost the victim organization \$3.1 million in repairs and caused mass chaos that the firm never fully recovered from. A forensics investigation connected the insider to the incident through VPN access and copies of the logic bomb source code found on his home computers. The insider was arrested, convicted, and sentenced to 97 months of imprisonment.

In both of these cases, the insiders were able to manipulate critical production systems by placing malicious code onto them. The insiders caused the victim organizations and their customers or shareholders to suffer losses. A change management process, along with separation of duties, could have reduced the likelihood of these attacks succeeding. In addition, if the organizations had regularly used a tool to compare system baselines or file hashes, the changes to the system would have been detected and the attack mitigated or neutralized before causing substantial harm.

Quick Wins and High-Impact Solutions

All Organizations

- Periodically review configuration baselines against actual production systems and determine if any discrepancies were approved. If the changes were not approved, verify a business need for the change.

Large Organizations

- Implement a change management program within the organization. Ensure that a change control board vets all changes to systems, networks, or hardware configurations. All changes must be documented and include a business reason. Proposed changes must be reviewed by information security teams, system owners, data owners, users, and other stakeholders.
- The configuration manager must review and submit to the change control board any software developed in-house as well as any planned changes.

Mapping to Standards

- NIST: CM-1, CM-3, CM-4, CM-5, CM-6
- CERT-RMM:
 - Technology Management
 - SG4.SP3: Perform Change Control and Management
- ISO 27002:
 - 10.1.2 Change management

Practice 12: Use a log correlation engine or security information and event management (SIEM) system to log, monitor, and audit employee actions.

HR	Legal	Physical Security	Data Owners	IT	Software Engineering
✓	✓	✓	✓	✓	

Security and logging capabilities have reached the point where data overload is as challenging a problem as data collection. Simply logging all online events is not sufficient to protect an organization’s infrastructure from malicious activity. Correlating events will produce more relevant alerts and better informed decisions.

Protective Measures

This practice depends on the success of implementing Practice 6, “Know your assets” (p. 31). Successful implementation of a security information and event management (SIEM) solution depends on knowing what data to collect. Over the past decade, information security vendors have responded to the expanding cyber threat landscape with a plethora of security solutions. This growth has introduced two major challenges to the problem of cybersecurity: volume and complexity. As Johnson, Takacs, and Hadley put it [Johnson 2009],

Logs are valueless unless subjected to regular and random review, with follow-up if anomalies are detected. It is unrealistic to expect an individual to pore over voluminous log files on a daily basis. However, log aggregation and correlation technology can be employed to provide an additional layer of confidence as anomalous activity across systems can be related—potentially identifying an attack pattern or other irregular activity that would not be apparent from a single log.

A typical stateful firewall is capable of handling more than 100,000 connections per second, each of which could create a security event log [Butler 2009]. This implies that a SIEM system should be able to handle 100,000 events per second (EPS) for a single device, but SIEM products are designed to accommodate only 10,000–15,000 EPS per device.

Complexity further taxes SIEM solutions. Organizations are now often burdened with managing a large number of disparate devices, each of which generates data in different formats. Most SIEM vendors distribute customized agents or collectors to normalize different data feeds into a single format, but this requires organizations to install a different collector for each security device in their network.

To overcome the barriers of volume and complexity, organizations must identify exactly which of their data feeds are critical. Organizations should consider collecting and correlating, at a minimum, the following types of events:

- firewall logs
- unsuccessful login attempts

- intrusion detection systems (IDS)/intrusion prevention system (IPS) logs
- web proxies
- antivirus alerts
- change management

This list of data sources is not comprehensive enough to completely prevent or detect insider threats. However, analysis of the insider crimes in the CERT insider threat database reveals that correlation of events from these devices would, in many cases, provide useful information for organizations taking action against the attacker.

A SIEM system allows an organization to continuously monitor employee actions. This further allows the organization to establish a baseline level of normal activity as well as detect irregular events. Organizations can use a SIEM system to conduct more granular monitoring of privileged accounts. The SIEM system must be able to highlight events related to any actions a normal user cannot perform, such as installing software or disabling security software. Increasing the auditing level for certain events will create additional audit records that must be reviewed. The SIEM system will facilitate sorting through these events by highlighting those that need further review and discarding background noise.

Organizations can also use a SIEM system for enhanced monitoring. This is especially important for employees who are leaving the organization or who have violated or are suspected of violating organizational policy. The CERT Insider Threat Center's research has shown that malicious insiders typically conduct their illicit activities within 30 days of giving their resignation. When an employee submits his or her resignation, the HR team should notify IA so that they may review the employee's actions for at least the past 30 days and going forward to detect potential insider activity. HR should also alert IA if an employee is reprimanded or counseled for violating a work policy.

SIEM tools are not limited to information security events. Physical security events should also be sent to the SIEM system for analysis, creating a more complete set of events to detect insider activity. For example, if an organization sends employee badge access records to a SIEM system, it would be possible to detect unauthorized account usage by checking to see if an employee who is logged into a workstation locally is physically present within the facility. This same method could also be used to detect unauthorized remote access if an employee is physically in the facility. It would also be possible to detect after-hours physical access and correlate it with logical access logs.

Organizations must create monitoring policies and procedures before institutionalizing any monitoring program. Employees should be informed that their use of any information system is monitored. This is typically done through logon banners and security awareness training provided to users before using a system and through annual refreshers. Organizations should consult legal counsel before implementing any monitoring program to ensure they meet all legal requirements and disclosures.

Challenges

1. false positives—Organizations should tune their SIEM system to reduce the number of false positives. Organizations may find it best to tune the individual devices sending events to the SIEM system.
2. establishing a baseline—The organization should determine normal user behavior in addition to distinguishing anomalies from true threats.
3. accessing information—Various departments from across the organization must work together to determine what information will be collected and who has permission to review the alerts.

Case Studies

In one case, a help desk technician at a large telecommunications firm installed hacking tools in his company-assigned computer, stole other employees' credentials, and passed those credentials on to an external conspirator who used them to gain unauthorized access to the company's website, which he defaced. This caused significant damage to the organization's reputation and subsequent loss of customers and market share. The organization discovered the insider's installation of hacking tools in his system, demoted him, and imposed policy restrictions that forbade him from accessing the internet from his office. However, the company did not implement these restrictions at a technical level, allowing him to continue to access the internet and email using an expired customer account. The insider used instant messaging to threaten a co-worker who was cooperating with the investigation. Moreover, the company failed to correlate the many events pointing to the insider's malfeasance because it lacked a log correlation or SIEM capability. Access logs eventually connected the insider and outsider to the incident.

In another case, an insider disabled the antivirus application in his organization's system, installed malware, used that malware to gain unauthorized access to his supervisor's system, and planted a logic bomb in a critical server. In this case, if the organization had implemented proper auditing and utilized an IDS/IPS system, various security events should have triggered alerts: disabling the antivirus application, anomalous traffic passing through an IDS sensor, and installing a logic bomb. As it was, the organization did not consider these isolated security events worthy of further inspection and failed to respond to any of them. Correlating these events would have painted a far more sinister picture of this insider's activities, and a SIEM system would have been able to generate a high-priority alert that would have demanded immediate attention.

Quick Wins and High-Impact Solutions

All Organizations

- Implement rules within the SIEM system, to automate alerts.
- Determine the volume of logs (number of reported events per second) and the needs of the organization before selecting a SIEM tool.
- Create a log management policy and procedures. Ensure they address log retention (consult legal counsel for specific requirements), what event logs to collect, and who manages the logging systems.

Large Organizations

- Ensure that someone regularly monitors the SIEM system. Depending on the environment, this may involve one or more dedicated personnel who monitor employee activity full-time.

Mapping to Standards

- NIST: AU-1, AU-2, AU-6, AU-7, AU-12
- CERT-RMM:
 - Monitoring

Practice 13: Monitor and control remote access from all end points, including mobile devices.

HR	Legal	Physical Security	Data Owners	IT	Software Engineering
			✓	✓	

Remote access provides a tempting opportunity for insiders to attack with less perceived risk. Organizations have been moving toward a mobile workforce, enabling employees to essentially work from anywhere a data connection exists. This has also allowed more users to telecommute and use additional technologies, such as smartphones and tablet computers, to remotely access corporate information systems. Organizations must be aware of the remote access technologies used by their employees and what potential threats they pose to organizational systems and data. Technologies that enable remote access include laptops, home workstations, tablet computers, and smartphones.

Mobile devices are not new to organizations, which have relied on them for quick access to corporate email or sensitive company information while on the go. However, the CERT Insider Threat Center sees mobile devices as an emerging attack platform for malicious insiders. Traditionally, organizations have restricted, or simply have chosen not to adopt, mobile devices in the enterprise. However, with more employees demanding to use a device of their choosing [Hamblen 2011], the risk of malicious insider activity may increase. The CERT Insider Threat Center will continue to monitor insider threat cases that involve mobile devices, and organizations should consider the risks these devices pose and include them as part of an enterprise risk assessment.

Protective Measures

Insiders often attack organizations remotely, either while employed or after termination, using legitimate access provided by the organization. While remote access can greatly enhance employee productivity, remote access to critical data, processes, or information systems must be given with caution. Insiders have admitted that it is easier to conduct malicious activities from home because it eliminates the concern of a co-worker physically observing the malicious acts.

The inherent vulnerabilities in remote access suggest that organizations should build multiple layers of defense against remote attack. Organizations may provide remote access to email and noncritical data, but they should strongly consider limiting remote access to the most critical data and functions and only from devices that are administered by the organization. As much as possible, access to data or functions that could inflict major damage to the company should be limited to employees physically located inside the workplace. Remote system administrator access should be limited to the smallest group practicable, if not prohibited altogether. Organizations that are unable to furnish organizationally owned equipment to teleworkers should consider restricting access to company systems by using an application gateway. These devices act as a launching pad into the corporate network, often through a secured terminal service or remote desktop session.

Smartphones and other mobile devices now have the ability to place many of the same functions of a desktop computer into the palm of your hand. Whether the organization or the employee owns these devices, organizations should be aware of their capabilities and how they are used in the enterprise. The organization should include mobile devices in their risk assessment and consider some specific features:

- cameras
- microphones
- remote access
- applications
- wireless capabilities (Wi-Fi, Bluetooth, cellular, WiMax, etc.)
- mass storage capabilities

Mobile devices can be used to exfiltrate data. Many phones today have integrated cameras and microphones that could be used to capture sensitive company information, such as architectural drawings, trade secrets, or confidential discussions. Pictures can either be stored on the phone or immediately sent from the device via email or Multimedia Messaging Service (MMS). These devices can also sync their data immediately to cloud storage, social media services, or personal computers outside administrative control of the organization.²⁹ These devices also allow for remote management of organizational assets. Smartphone applications are available that allow for remote management of servers, workstations, and network infrastructure devices. Organizations must be aware of who has these types of applications installed and who has access to them. When an employee leaves the organization, the organization must disable the employee's access to these applications. Some applications allow remote access to the user's desktop. To allow this usage, the organization should have a justifiable business need, usage policies and procedures, and careful monitoring practices. Legal counsel should review any monitoring policies before a monitoring program is implemented.

Organizations also need to carefully weigh the risks of allowing personally owned devices to connect to the enterprise network. Company-owned equipment allows the organization to control how the device is used and managed, often through a mobile device management server. Organizations must be aware of the applications installed on the device and how they may introduce vulnerabilities into the organization. As Hurlburt, Voas, and Miller put it [Hurlburt 2011],

Is mobile app software general-purpose, or could it lead to loss of life or financial problems? The answer is both. Software of any level of criticality or any type of functionality can be developed for handhelds. Direct access to hardware on these devices—such as cameras and microphones—add to the diversity of potential apps but can also add security risks. Moreover, access to the Internet and remote GPS satellites further add to the variety of features and potential for threat exploitation available on mobile devices. There's no question that the concept of trust should become more central in the mobile apps world.

²⁹ Note that data spillage and incident response become more challenging due to the multitude of possible synchronized storage locations, which is beyond the scope of this document.

For example, a malicious insider could use applications designed for penetration testing to compromise the security of an information system. Organizations should investigate enterprise-controlled “app stores” or other commercially available mobile device configuration management technologies that offer the ability to control device configurations, including applications that are approved for installation.

Some smartphones can “tether,” or use the cellular phone network to access the internet or allow VPN access to the corporate network via a laptop or other device. These functions allow telecommuters to access information on the go; however, they are entry points into the corporate network that need to be monitored and controlled. If users can use tethering to bridge their trusted, corporate connection with an untrusted, tethered connection, then they could completely bypass all enterprise network security by directing their illicit activity through the unmonitored connection. Furthermore, these devices may create back doors into the system by introducing an unknown network connection to a computer. Insiders may be able to take otherwise air-gapped computers online via tethering. In one case example, an insider left a rogue modem attached to company equipment in order to dial in and perform administrative tasks. Using current technology, it is conceivable that a tethered smartphone could be used to accomplish the same objective.

Insiders could use mobile devices, including smartphones and netbooks, to exfiltrate video or photographs of data via a non-organization ISP connection such as a public cellular network. Technology such as IDSs and IPSs, firewalls, and network logs cannot detect this type of exfiltration because such networks are not connected to the organization’s IT system in any way. Video of scrolling source code could capture millions of lines of code and millions of dollars’ worth of work.

Finally, organizations must treat mobile devices with mass storage as removable media and have appropriate protections to mitigate any risks associated with them.³⁰

When an organization deems that remote access to critical data, processes, and information systems is necessary, it should offset the added risk with closer logging and frequent auditing of remote transactions. Allowing remote access only from company devices will enhance the organization’s ability to control access to its information and networks as well as monitor the activity of remote employees. Information such as account logins, date and time connected and disconnected, and IP address should be logged for all remote logins. It is also useful to monitor failed remote logins, including the reason the login failed. Organizations can make such monitoring more manageable and effective by keeping authorization for remote access to critical data to a minimum.

Disabling remote access is an often-overlooked but critical part of the employee termination process. Employee termination procedures must include the following actions:

- retrieve any company-owned equipment
- disable remote access accounts (such as VPN and dial-in accounts)
- disable firewall access

³⁰ See Practice 19, “Close the doors to unauthorized data exfiltration” (p. 90).

- disable all remote management capabilities
- change the passwords of all shared accounts (including system administrator, database administrator [DBA], and other privileged shared accounts)
- close all open connections

A combination of remote access logs, source IP addresses, and phone records usually helps identify insiders who launch remote attacks. Identification can be straightforward if the user name of the intruder points directly to the insider. The organization must corroborate this information because the intruders might have been trying to frame other users, divert attention from their own misdeeds by using other users' accounts, or otherwise manipulate the monitoring process.

Challenges

1. managing remote devices—The demand for organizations to permit personally owned devices is growing, and the associated management and privacy issues may be challenging.
2. getting a return on investment—Organizations may have difficulty prohibiting personally owned devices and should conduct a risk–benefit analysis to support their decision.

Case Studies

In one case, two engineers worked for an international tire manufacturing company that supplied equipment to other manufacturers. The two insiders had been contracted by an overseas company to design a particular piece of equipment. The insiders knew that another company, a previous client of the tire manufacturer, had its own trade secret version of the equipment the two insiders were contracted to design. They visited the previous client's plant under the pretense of inspecting equipment that the tire manufacturer had previously supplied them. The victim organization's plant restricted access to parts of its facility behind several secure doors, and it had posted signs stating that cameras were prohibited. Visitors were required to sign in and out and be escorted at all times. The victim organization also asked visitors to sign a nondisclosure agreement (NDA), but the insiders falsely stated that they had already signed one the previous year. While one insider kept a lookout, the other insider took several pictures of the trade secret equipment with the camera on his cellphone. After the insiders left the victim's facility, one insider downloaded the images from his camera and emailed them from his personal account to his work email. Later, he sent the images from his work account to the tire manufacturer's plant to produce its version of the trade secret equipment.

The type of attack in this case poses a challenge for many organizations. Organizations' security policy and staff often overlook cameras on mobile devices, allowing attackers to circumvent technical protections on sensitive company information. However, this case crosses into the physical realm. The equipment the insiders photographed was a trade secret. While doors and warning signs were in place to deter photographing equipment, little was done to ensure people were following policy. Areas that contain sensitive trade secrets need to have additional controls in place to prevent unauthorized photography. For example, an organization could place metal detectors and guards at the entrance to these sensitive areas to ensure no one is taking a mobile device into the restricted area. In addition, nondisclosure agreements and other legal documents should be verified long before a visitor arrives on company property. In this case, the visitors stated they had signed an NDA in the past. Organizations should require employees to reaffirm

their agreement on a regular basis. Had the victim organization verified if an NDA was on file, escorted the visitors at all times, and required that all mobile devices be left outside the secure area, this incident may not have occurred.

In a not-yet-adjudicated case, a worker at a charity allegedly took many photos of donors' check and credit card data with her smartphone, and then sent the photos off-site via her smartphone's cellular service connection. Donors of that charity were allegedly victims of fraud related to that exfiltrated data. Regardless of whether this individual is found guilty, it is clear that modern mobile devices have the ability to exfiltrate personally identifiable information (PII) without detection by an organization's IT security system. Metal detectors and rules against bringing mobile devices into sensitive areas might have prevented this case's financial losses.

Quick Wins and High-Impact Solutions

All Organizations

- Disable remote access to the organization's systems when an employee or contractor separates from the organization. Be sure to disable access to VPN service, application servers, email, network infrastructure devices, and remote management software. Be sure to close all open sessions as well. In addition, collect all company-owned equipment, including multifactor authentication tokens, such as RSA SecurID tokens or smart cards.
- Include mobile devices, with a listing of their features, as part of the enterprise risk assessment.
- Prohibit or limit the use of personally owned devices.
- Prohibit devices with cameras in sensitive areas.

Large Organizations

- Implement a central management system for mobile devices.
- Monitor and control remote access to the corporate infrastructure. VPN tunnels should terminate at the furthest perimeter device and in front of an IDS and firewall. This allows for packet inspection and network access control. In addition, IP traffic-flow capture and analysis devices placed behind the VPN concentrator will allow collection of network traffic statistics to help discover anomalies. If personally owned equipment, such as a laptop or home computer, is permitted to access the corporate network, it should only be allowed to do so through an application gateway. This will limit what applications are available to an untrusted connection.

Mapping to Standards

- NIST: AC-2, AC-17
- CERT-RMM:
 - Technology Management
 - SG2.SP2 Establish and Implement Controls
- ISO 27002:
 - 11.4.2 User authentication for external connections
 - 11.7.1 Mobile computing and communications

Practice 14: Develop a comprehensive employee termination procedure.

HR	Legal	Physical Security	Data Owners	IT	Software Engineering
✓	✓	✓	✓	✓	

Organizations need a termination procedure that reduces the risk of damage from former employees. Termination procedures should ensure that the former employee's accounts are closed, his or her equipment is collected, and the remaining personnel are notified. Proper account and inventory management processes can help an organization reduce the insider threat risk when an employee separates from the company.

Protective Measures

To prepare for an employee's departure, organizations must address a number of areas before the employee's last day. Organizations must develop policies and procedures that encompass all aspects of the termination process. A termination checklist can help organizations track the various steps an employee needs to complete. At a minimum, a termination checklist should include the task, who should complete the task, who should verify task completion, when the task needs to be completed by, and a signature line for the initials of the person completing the task. The completed checklist should be returned to HR before the employee leaves the organization. Below is a list of areas that organizations should address during a termination and include on a termination checklist:

- **Manager:**
 - Ensure an exit interview is scheduled and completed by the next higher level of management or HR.
 - Provide final performance appraisal feedback.
 - Collect final timesheets.
 - Determine where final paycheck is to be mailed.
- **Finance department:**
 - Ensure employee returns company credit cards, calling cards, purchasing cards, and so on.
 - Close the accounts.
- **IT Security department or information systems security officer (ISSO):**
 - Notify systems administrators of account suspension and archiving. The system or network administrator should do the following:
 - Terminate all accounts (VPN, email, network logins, cloud services, specialized applications, company-owned social media site accounts, backup accounts).
 - For departing privileged users, change all shared account passwords, service accounts, network devices (routers, switches, etc.), test accounts, jump boxes, and so on.
 - Collect remote access tokens (two-factor authentication devices).

- Update access lists to sensitive areas (server rooms, data centers, backup media access, etc.).
- Remove employee from all distribution lists and automated alerts.
- configuration manager:
 - Ensure employee returns all equipment, such as software, laptop, tablet, netbook, and smartphone.
 - Verify returned equipment against inventory.
- Records department:
 - Ensure employee returns any company-owned or controlled documents.
- Physical Security department:
 - Collect identification badge, keys, access cards, parking pass, and so on.
 - Provide security debriefing.
- HR department:
 - Obtain forwarding mailing address.
 - Complete separation paperwork.
 - Notify organization of separation.
 - Reaffirm any IP and nondisclosure agreements.
- facilities:
 - Collect desk phone.
 - Clear work area.

The CERT insider threat database includes cases that involved unreturned company-owned property. As part of the separation process, the organization must collect its physical property, including badges, access cards, keys, two-factor authentication tokens, mobile devices, and laptops. Any of these items, if not returned, may enable the former employee to attack the organization. Collecting these items cannot completely prevent such attacks, but it does mitigate the risk. A physical inventory system that tracks all equipment issued to employees allows an organization to understand who has what property at any given time.

Another step in the separation process is to reaffirm with the departing employee any agreements about IP and nondisclosure. This is an opportunity to remind the employee about his or her obligations to the company even after separation.

Finally, organizations should conduct a review of the departing employee's online actions during the 30 days prior to termination [Hanley 2011b], and the 30 days before and after the date of a notice of resignation, if that date is different from the termination date. This review should include email activity to ensure that the employee has not emailed sensitive company data outside the organization, such as to a personal email account or a competitor. If the organization allows employees to access cloud-based, personal email services, the organization should maintain access logs, such as proxy server logs, to these services and network flow data so that it can detect unusual traffic flow. Furthermore, the organization should carefully monitor or block personal, cloud-based storage solutions to ensure that employees are not storing sensitive company information in the cloud.

Once an employee has left the organization, HR should notify all employees of the separation. HR may be reluctant to do this because of privacy concerns, but it does not need to say how or why the employee left the organization. A simple message, such as “Joe Smith no longer works for the company. Please do not disclose confidential information to Joe Smith” should suffice to notify employees. Informed employees will be able to alert management and security if they observe a former employee in the organization’s facility. If employees do not know about terminations, they may unintentionally disclose sensitive information to former co-workers, open themselves to social engineering attacks, let the former colleague back into the facility, or unknowingly participate in a malicious act.

Challenges

1. disclosing information—Organizations may have legal concerns regarding how much information to release about a recently terminated employee.
2. completing exit procedures—Each department within an organization may need its own termination checklist tailored to that department’s needs.

Case Studies

In one case, the victim organization terminated the insider from his position as the director of information technology. About a month later, the insider used his old administrative account and password, which the organization had not removed, to remotely access the company’s web server hosted by a third party in another state. He deleted approximately 1,000 files from the web server to avenge his termination.

In another case, a systems administrator for a unified messaging service discovered a security vulnerability in the organization’s email service. The insider reported the vulnerability to management, but the organization did nothing to fix it. The insider eventually resigned from the company and went to work for another company. Six months after leaving the victim organization, the insider used a valid email account, which the victim organization had not disabled, to email 5,600 of the organization’s customers. The emails disclosed the email security flaw and directed customers to the insider’s personal website for instructions on how to secure their accounts. The emails crashed the victim organization’s servers and caused irreparable damage to its reputation, forcing the organization to go out of business shortly afterward.

The CERT insider threat database contains many cases of organizations failing to delete or block all the accounts associated with a former employee. Well-defined termination procedures coupled with solid account management processes should increase an organization’s confidence that former employees can no longer access its systems.

Quick Wins and High-Impact Solutions

All Organizations

- Develop an enterprise-wide checklist to use when someone separates from the organization.
- Establish a process for tracking all accounts assigned to each employee.
- Reaffirm all nondisclosure and IP agreements as part of the termination process.
- Notify all employees about any employee’s departure, where permissible and appropriate.

- Archive and block access to all accounts associated with a departed employee.
- Collect all of a departing employee's company-owned equipment before the employee leaves the organization.

Large Organizations

- Establish a physical-inventory system that tracks all assets issued to an employee.
- Conduct an inventory of all information systems and audit the accounts on those systems.

Mapping to Standards

- NIST: PS-4, PS-5
- CERT-RMM:
 - Human Resources Management
- ISO 27002:
 - 8.3.1 Termination responsibilities
 - 8.3.2 Return of assets
 - 8.3.3 Removal of access rights

Practice 15: Implement secure backup and recovery processes.

HR	Legal	Physical Security	Data Owners	IT	Software Engineering
			✓	✓	

Despite all of an organization's precautions, it is still possible that an insider will successfully attack it. Organizations must prepare for that possibility and enhance organizational resiliency by implementing and periodically testing secure backup and recovery processes.

Protective Measures

Prevention is the first line of defense against insider attacks. However, determined insiders may still find ways to compromise a system. Organizations must run effective backup and recovery processes so they can sustain business operations with minimal interruption if a system compromise occurs. Case studies show that effective backup and recovery mechanisms can

- reduce from days to hours the downtime needed to restore systems from backups
- avoid weeks of manual data entry when current backups are not available
- reduce from years to months the time needed to reconstruct information for which no backup copies exist

Backup and recovery strategies should include

- controlled access to the backup storage facility
- controlled access to the physical media (e.g., no one individual should have access to both online data and the physical backup media)
- separation of duties and the two-person rule when changes are made to the backup process
- separate backup and recovery administrators

In addition, organizations should legally and contractually require accountability and full disclosure of any third-party vendors responsible for providing backup services, including off-site storage of backup media. SLAs should clearly state the required recovery period, who has access to physical media while it is being transported off-site, and who has access to the media while in storage. Case examples throughout this guide have demonstrated the threat presented by employees of trusted business partners. Organizations should apply the mitigation strategies for those threats to backup service providers also.

Organizations should encrypt backup media, and they should verify and record cryptographic checksums, such as MD5 or SHA-1 checksums, before the media leaves the organization. This will ensure the confidentiality and integrity of the data while it is in transport and in storage. Organizations should manage encryption keys to ensure the data is available when needed.

When possible, an organization should have multiple copies of backups and store redundant copies in a secure, off-site facility. Different people should be responsible for the safekeeping of

each copy so that multiple individuals would have to cooperate to compromise the backups. An additional level of protection for the backups should include encryption, particularly when the redundant copies are managed by a third-party vendor at the secure, off-site facility. Encryption does come with additional risk, however, such as lost or damaged keys. To maintain control of the decryption process if the employees responsible for backing up the information resign or are terminated, the organization should always follow the two-person rule when managing the encryption keys.

System administrators should ensure that the physical media where backups are stored are also protected from insider corruption or destruction. Cases in the CERT insider threat database describe attackers who deleted backups, stole backup media (including off-site backups in one case), and performed actions whose consequences could not be undone due to faulty backup systems. Some system administrators neglected to perform backups in the first place, while other insiders sabotaged established backup mechanisms. Such actions can amplify the negative impact of an attack on an organization by eliminating the only means of recovery. Organizations should take the following actions related to backup and recovery processes, in order to guard against insider attack:

- perform and periodically test backups
- protect media and content from modification, theft, or destruction
- apply separation of duties and configuration management procedures to backup systems just as they do for other systems
- apply the two-person rule for protecting the backup process and physical media so that one person cannot take action without the knowledge and approval of another employee

Unfortunately, some attacks against networks may interfere with common methods of communication, increasing the uncertainty and disruption in organizational activities, including recovery from the attack. This is especially true of insider attacks because insiders are familiar with organizational communication methods. Separate trusted communication paths outside of the network, with sufficient capacity to ensure critical operations in the event of a network outage, are often substantial investments for an organization. A risk assessment will help determine if the investment is worthwhile. However, this kind of protection would reduce the impact of attacks on an organization's communication capability, making it a less attractive target for malicious insiders.

Organizations must regularly test their backup and recovery processes. Most importantly, organizations must test their backup media. A regular exercise, conducted as part of a disaster recovery or continuity-of-operations exercises, should actually test the organization's ability to restore data from backup. A tabletop exercise is not sufficient. A good test might be to rebuild or restore the backed-up system to a separate piece of hardware without any previously installed software or operating system (also called a "bare metal restore"), to recover a critical server asset. Ordering that the test should restore to a random date from past archives, with no notice of that date until during the restore test, will help test for and prevent bad backups, while simultaneously avoiding test process tampering by malicious backup administrators. For example, a malicious backup administrator who knows of an impending exercise could configure the backup and recovery mechanisms to function properly so as to conceal any ongoing malicious activity. If the organization has separated the backup and recovery roles, this (restore by a recovery administrator

who is given a random date to restore from) will also be a good test to verify that company policies and procedures are working.

Challenges

1. justifying operational costs—Justifying additional costs for implementing more sophisticated and resilient backup and recovery processes, separation of duties, and off-site storage facilities may be an obstacle for some organizations.
2. managing keys—Organizations may need to purchase additional hardware or software to properly manage encryption keys to ensure backup and recovery processes will succeed.

Case Study

An information technology support business employed the insider as a computer support technician. As part of his duties, the insider had administrator-level, password-controlled access to the organization's network. When the insider left the organization, he lost his authorization to access the organization's computer. Three months after leaving the organization, on a late weekend night, the insider used his administrator account and password to remotely access the organization's network. The insider changed the passwords of all the organization's IT system administrators and shut down nearly all the organization's servers. The insider deleted files from backup tapes that would have enabled the organization to promptly recover from the intrusion. The organization and its customers experienced system failure for several days. The incident was traced to the insider's home network. The insider was arrested, convicted, ordered to pay \$31,000 in restitution, and sentenced to 12 months and 1 day of imprisonment, followed by 3 years of supervised release. The insider was also ordered to perform 100 hours of community service by lecturing young people on the consequences of illegal hacking.

In this case, the insider was able to remotely access and delete files from backup media. Had the organization carefully controlled access to the backup media and removed accounts that enabled the malicious insider's remote access, the insider would not have been able to intrude on the organization's system. This case also illustrates the need for multiple backups and off-site storage. If the organization implemented off-site storage of backup media, it would have been able to use a different recovery media to get the business up and running within a reasonable amount of time.

Quick Wins and High-Impact Solutions

All Organizations

- Store backup media off-site. Ensure media is protected from unauthorized access and can only be retrieved by a small number of individuals. Utilize a professional off-site storage facility; do not simply send backup media home with employees. Encrypt the backup media and manage the encryption keys to ensure backup and recovery are possible.
- Ensure that configurations of network infrastructure devices (e.g., routers, switches, and firewalls) are part of your organization's backup and recovery plan as well as the configuration management plan.

Large Organizations

- Implement a backup and recovery process that involves at least two people: a backup administrator and a restore administrator. Both people should be able to perform either role.

- Regularly test both backup and recovery processes. Ensure that your organization can reconstitute all critical data as defined by the Business Continuity Plan and/or Disaster Recovery Plan. Ensure that this process does not rely on any single person to be successful.

Mapping to Standards

- NIST: CP-6, CP-9, CP-10
- CERT-RMM:
 - Knowledge and Information Management
 - SG6.SP1: Perform Information Duplication and Retention
- ISO 27002:
 - 10.5.1 Back-up

Practice 16: Develop a formalized insider threat program.

HR	Legal	Physical Security	Data Owners	IT	Software Engineering
✓	✓	✓	✓	✓	✓

Organizations must pay special attention to insider threats. The trust that organizations place in their workforce can leave them vulnerable to malicious insiders, who often use particular methods to hide their illicit activities. Only by taking commensurately specialized action can organizations effectively detect, prevent, and respond to the unique threat from insiders. The best time to develop a process for dealing with malicious insider incidents is before they occur, not as one is unfolding. When an incident does occur, the process can be modified as appropriate based on postmortem results from prior incidents.

Protective Measures

Increasingly, organizations, including the federal government, are recognizing the need to counter insider threats and are doing it through specially focused teams. In January 2011, the federal Office of Management and Budget (OMB) released memorandum M-11-08, *Initial Assessments of Safeguarding and Counterintelligence Postures for Classified National Security Information in Automated Systems* [Lew 2011]. It announced the evaluation of the insider threat safeguards of government agencies. This action by the federal government highlights the pervasive and continuous threat to government and private industry from insiders, as well as the need for programs that mitigate this threat. In October 2011, President Obama signed Executive Order 13587, *Structural Reforms to Improve the Security of Classified Networks and the Responsible Sharing and Safeguarding of Classified Information* [Obama 2011]. It requires all federal agencies that have classified systems to have a formal insider threat program. This practice contains some guidance specific to federal agencies as well as non-governmental organizations. For example Figure 3 lists position titles for both types of organizations.

An insider threat program is an enterprise-wide program with an established vision and defined roles and responsibilities for those involved. All individuals participating in the program must receive specialized awareness training. The program must have criteria and thresholds for conducting inquiries, referring to investigators, and requesting prosecution. Inquiries must be controlled by a process to ensure privacy and confidentiality because the team will be a trusted group for monitoring and resolution. Most importantly, the program must have management's support to be successful.

A well-grounded insider threat program will have policies and procedures encompassing Human Resources, Legal, Security,³¹ Data Owners, Information Technology, Software Engineering, and Contracting. The organization needs to have an established incident response plan that addresses

³¹ Physical Security and Personnel Security are referred to as *Security* in this best practice. These two teams may be separate entities in an organization but often share the same chain of command.

incidents perpetrated by insiders, has an escalation chain, and delineates authorities for deciding disposition.

Organizations should implement best practices (noted in brackets) regarding

- identification of critical assets including IP and sensitive or classified data [6]
- access control to identified data and assets [19, 7]
- monitoring of access to critical data and assets [12, 13, 19]
- monitoring of employees with privileged access [10]
- specialized monitoring (30-day rule, outside normal hours, to external sites, etc.) [12, 4]
- separation of duties [8]
- quality assurance [software engineering best practices]

Documents specifying these particular best practices should require the use of technical mechanisms that ensure proper monitoring, alerting, and reporting.

Insider threat programs help organizations detect, prevent, and respond to an insider incident. A formalized insider threat team encompasses members of different teams from across the enterprise and does not need to be a separate, dedicated entity. People from across the organization can fill many of the team's roles as needed. However, it is important to identify these individuals and roles before an insider incident occurs. To be prepared to handle such events in a consistent, timely, and professional manner, an insider threat program needs to understand

- whom to involve
- who has authority
- whom to coordinate with
- whom to report to
- what actions to take
- what improvements to make

An insider threat team is similar to a standard incident response team in some ways; both teams handle incidents, however the insider threat team responds to the incidents that are suspected to involve insiders. However, the information handled by the insider threat team may be sensitive, requiring individuals to handle cases with the utmost discretion and due diligence particularly because the team members and the insiders work for the same company, and disclosure could wrongfully harm someone's career and private life. Ensuring privacy and confidentiality will protect accused insiders who are actually innocent, as well as the integrity of the inquiry process itself.

Individuals from teams across the organization need to work together to share information and mitigate threats. Organizations should consider involving the following teams, who can provide their perspectives on potential threats, as part of the prevention and detection aspects of an insider threat program:

- C-level managers
- business unit managers and supervisors
- data owners
- legal
- physical security
- facilities operations
- nonmanagement workers
- internal audit

- human resources
- IT
- SOC/CSIRT
- security group(s)
- software engineers
- personnel security
- quality assurance
- contracting group or COTR
- partners suppliers and contractors
- law enforcement
- union representative
- information assurance

Each of these teams plays a key role in the insider threat program because each has access to information or a perspective that others in the organization typically do not share. For example, Human Resources has sensitive information regarding an employee's performance that the insider threat team may need in order to effectively detect malicious insider activity. As the team's size grows, the value additional members add to the team must be balanced by the increased risk of disclosure of the inquiry. One way to balance information-sharing and privacy is to ask all the groups above to contribute their threat detection data and ideas, but have only a small, core insider threat team receive and analyze that information.

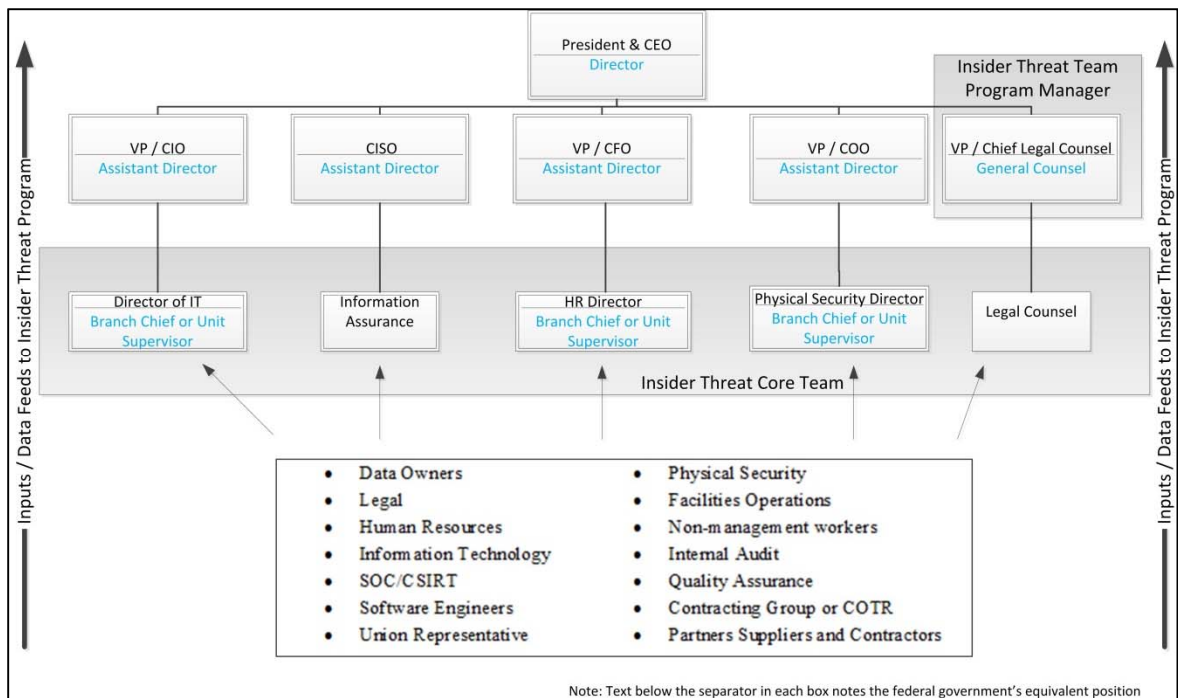


Figure 3: Inputs and Data Feeds to Insider Threat Program

Figure 3 illustrates the need for each team to provide input to the insider threat core team. These inputs may be the result of a data call, or they may be a real-time, automated data feed. For example, the Human Resources management system may provide the insider threat team an automated listing of people who are leaving the organization. This information can then be used to determine if any additional procedures need to be implemented. Each business unit should have a trusted agent who can provide data feeds or additional information. The insider threat team should identify trusted agents ahead of time, so they can be contacted immediately when an incident occurs. At a minimum, a current background check and credit check should be conducted on trusted agents before they are placed into this role. The insider threat team may find that other departments within the organization are more willing to cooperate if it requests data only and

performs its own analysis. For example, the team should request facility access logs from the Physical Security team and then conduct its own analysis.

The potential team members listed above might be helpful for prevention, detection, and/or response efforts. Not every team member need be alerted for every potential threat. Instead, the CERT Program recommends that organizations consider which team members need to be involved for each type of effort and, during a response, which members should be involved at different levels of response escalation. The team should meet regularly to ensure it remains active and effective. The team should discuss anomalies detected (proactive response) and allegations (reactive response) of potential insider activity. The team might meet in one physical space, or electronic communication such as videoconference meetings and discussions by secure email could be considered, which could enable team members in separate locations to quickly, conveniently, and cheaply collaborate. The team should follow procedures for security and discretion when using email because many people outside the team, such as system administrators and administrative assistants, might have access to the emails and be a person of interest or be friends with a person of interest. Security procedures should include encryption using public key cryptography, such as PGP. They should also specify that email can only briefly be decrypted and read while not connected to any network, must be stored in encrypted form, and must have its decrypted version securely deleted. Another factor to consider is that electronic meeting spaces could be impossible to use if the communications system is being attacked or the insider has the ability to monitor the meeting, so alternate plans should be created. Each organization is different and should create its particular insider threat team and plans according to its size, capabilities, and risk tolerance.

The core insider threat team should consist of at least one member from each of the Physical Security, Personnel Security, Information Assurance, Human Resources, and Legal teams. Someone who is a C-level executive (or equivalent) must chair the insider threat core team.

During an inquiry, the insider threat team must maintain the confidentiality of all related information to ensure privacy and hide the inquiry from the insider suspected of wrongdoing. It is important to note that once an allegation of suspected insider activity is made, that allegation can never be fully retracted. Even if the suspect is cleared of any wrongdoing, knowledge of the accusation will linger with those who were told of it, and it could ruin an individual's career. Therefore, it is of utmost importance to keep inquiries confidential and discuss them only with those who have a legitimate need to know. When the insider threat team is conducting an inquiry, it should be careful how it requests data. For example, if the team is inquiring about a person in the Accounting department and needs to see system logs to establish login and logoff times, the team should request logs from a larger data set, such as the Accounting department and another team within the organization, to avoid tipping off either the suspect or the data owner. The insider threat core team can then pare the logs to its specific needs. Organizations should include random audits of various data sources as part of policies and standard operating procedures. This can potentially reveal previously unidentified threats, as well as provide a good non-alerting cover for data requests made during active inquiries. Organizations should consult with legal counsel before implementing any type of auditing program.

Another way the insider threat team differs from an incident response team is that it has a proactive role. The insider threat team should proactively deal with employee problems, working to prevent and identify potential threats in order to minimize harm.

Any insider threat program implemented within the organization must be lawful and abide by all rules and regulations that bind the company. Monitoring activities must be within bounds, as must the location where monitored information is kept and the people who have access to it. It is imperative that the organization involve legal counsel before implementing any insider threat program and during any inquiry. Legal counsel is vital during the information-gathering process to ensure all evidence is maintained in accordance with legal standards and to issue a prompt legal response when necessary. Legal advice is also necessary to assure that the insider threat team members share information properly, for instance, ensuring lawful privacy to workers regarding mental and physical health. Workplace violence prevention programs, such as the U.S. Department of Agriculture's (USDA's),³² similarly call for a threat assessment team from members from multiple departments, and the team works proactively and confidentially to identify and mitigate potential threats. The Occupational Safety and Health Act's (OSHA's) General Duty Clause requires many employers to provide a safe workplace,³³ so workplace violence prevention programs are now widely implemented. Those programs have solved the employee privacy issue under well-defined circumstances, and the insider threat team needs to do so as well.

The HR team will be instrumental in detecting possible signs of behavioral issues related to insider threats. To ensure employee privacy, HR will need to carefully screen any information involved in an inquiry and release only the minimum necessary amount on a need-to-know basis. The HR team may use internal findings to develop a watch list of personnel and release it to certain members of the IA and insider threat teams so they know what logs to review. Behavioral and technical indicators identified by the CERT Program and other insider threat research might be used as potential indicators, as part of the organization's insider threat program. Examples of employee behaviors that may signal a potential malicious insider include, but are not limited to

- repeated policy violations—indicator correlated to sabotage
- disruptive behavior—indicator correlated to sabotage
- financial difficulty or unexplained extreme change in finances—indicator correlated to fraud
- job performance problems—indicator correlated to sabotage and IP theft

The CERT Insider Threat Center's work includes analysis of various pathways to an insider eventually committing an attack or theft. While HR can flag certain behavioral indicators, it also has a responsibility to others in the organization. When an employee submits his or her resignation or leaves the organization by other means, HR needs to notify members of the IT team so they can perform enhanced auditing on the exiting individual.

³² *The USDA Handbook on Workplace Violence Prevention and Response*, <http://www.usda.gov/da/workplace.pdf>.

³³ *Workplace Violence: OSHA FACT Sheet*, http://www.osha.gov/OshDoc/data_General_Facts/factsheet-workplace-violence.pdf.

The following examples show a few of the many pathways to three categories of insider incidents and how an insider threat team should work for each.

IT sabotage:

1. Behavioral issues are reported by management to HR.
2. HR notifies the CSIRT insider threat team.
3. The insider threat team conducts an inquiry of past and present online activity and projects future online activity.

Theft of IP:

1. An employee who has access to sensitive IP (trade secrets, source code, engineering or scientific info, strategic plans, etc.) quits.
2. HR notifies the CSIRT insider threat team to conduct an inquiry of past and present online activity and project future online activity, with a particular focus on logs of activity for 30 days before and after the insider resigned.

Fraud:

1. An employee is experiencing extreme financial difficulty or has a sudden, unexplained change in financial status.
2. Management tells Security or HR, which tells the CSIRT insider threat team.
3. The insider threat team increases monitoring of financial transactions and data, such as PII, that could be sold and investigates past and present online activity and projects future online activity.

The IT and IA teams must collaboratively devise a strategy for monitoring high-risk insiders, such as those on the HR team's watch list. The teams should identify all the systems and information the high-risk employee has access to and ensure that audit logs are capturing a sufficient level of information to identify³⁴

- who performed an action (user name)
- what action was performed and what the outcome of the action was (success or failure)
- when the action took place (date and time)
- where the action was performed (workstation name, server name, etc.)

When implementing auditing controls to detect malicious insiders, it may be necessary to perform more granular and verbose auditing. Ideally, the IT and IA teams will have a SIEM system collect and correlate all security events.³⁵ Typically, SIEM systems can be customized to look for certain patterns or extract events having a given set of criteria. For further discussion of centralized logging, see the CERT Insider Threat Center's technical note *Insider Threat Control: Using Centralized Logging to Detect Data Exfiltration Near Insider Termination*.³⁶ The IT and IA teams will also be instrumental in implementing safeguards to protect systems and data.

³⁴ See Practice 7, "Implement strict password and account management policies and practices" (p. 35).

³⁵ See Practice 12, "Use a log correlation engine or security information and event management (SIEM) system to log, monitor, and audit employee actions" (p. 56).

³⁶ <http://www.sei.cmu.edu/library/abstracts/reports/11tn024.cfm>

The Physical Security team should work with the IA team to collect physical access logs. When possible, Physical Security and IT should correlate their logs to facilitate detection of insider and other threats. Physical Security may be able to provide video surveillance history. Depending on the depth of the established program, legal counsel's advice, and management's risk tolerance, the Physical Security team may also assist investigations by seizing, storing, and processing evidence. Finally, the Physical Security team may need to escort individuals off the organization's premises.

An insider threat program must operate under clearly defined and consistently enforced policies. Regular meetings help the team ensure the program's compliance. They also allow team members from different departments to share information and create cross-enterprise situational awareness, maintaining the team's readiness to respond to insider threats. It takes inter-departmental communication and a cross-organizational team to successfully prevent, detect, and respond to insider threats.

Challenges

1. working together across the organization—Policies, processes, and technology for working together across the organization must be developed.
2. maintaining motivation—Organizations may not have many insider incidents. In these cases, a solely dedicated insider threat team is not necessary, but team members will need to be motivated to continue their mission when called upon.
3. justifying funding—It may be difficult to justify the insider threat team's existence in organizations that do not suffer from frequent malicious insider activity.
4. finding team participants—Small organizations may not have personnel dedicated to the various roles discussed above. As long as management knows whom to contact when an insider incident occurs and that person knows what to do, organizations should still be able to respond to an incident.

Case Studies

In a sabotage case, an information technology support business had employed the insider as a computer support technician. As part of his duties, the insider had administrator-level, password-controlled access to the organization's network. Late one weekend night three months after leaving the organization, the insider used his administrator account and password to remotely access the organization's network. The insider changed the passwords of all the organization's IT system administrators and shut down nearly all the organization's servers. The insider deleted files from backup tapes that would have enabled the organization to promptly recover from the intrusion. The organization and its customers experienced system failure for several days. Investigators traced the incident to the insider's home network. The insider was arrested, convicted, ordered to pay over \$30,000 in restitution, and sentenced to between one and two years of imprisonment, followed by several years of supervised release. The insider was also ordered to perform 100 hours of community service lecturing young people on the consequences of illegal hacking.

This case highlights the need for an insider threat program. The insider was able to remotely connect to the organization's systems to commit a malicious act after separating from the organization. Had the victim organization's HR department communicated the insider's

separation to its information assurance team, the insider's account could have been locked or deleted, preventing the incident. The victim organization should have had a comprehensive exit process, as described in Practice 14, "Develop a comprehensive employee termination procedure." The CERT insider threat database showed that the incident also took place under circumstances correlated to sabotage: after-hours access and remote use of administrative accounts. Customized rules in a SIEM solution would have helped the organization detect potential attacks by detecting such circumstances and alerting the IA team to review the suspicious activity. Further discussion of SIEM systems can be found in Practice 12, "Use a log correlation engine or security information and event management (SIEM) system to log, monitor, and audit employee actions" (p. 56). In addition, the organization should have carefully monitored remote access, as described in Practice 13, "Monitor and control remote access from all end points, including mobile devices" (p. 60).

The following fraud case similarly shows how an insider threat program could have prevented, detected, and responded to insider threats. An insider was employed as a bookkeeper by the victim organization. During approximately two years, the insider wrote over 70 checks from the organization's account to pay for her personal expenses and altered the organization's computer accounting records to show a different payee. The insider embezzled almost \$200,000 from the organization. The insider's activity was detected when a manager noticed irregularities in the electronic check ledger. The insider was convicted and sentenced to between one and two years of imprisonment. However, the court-ordered restitution was only \$20,000, so the company permanently lost the vast majority of the embezzled funds. Prior to this incident, the insider had been convicted of a similar fraud. An insider threat team would have created policies and procedures calling for background checks, which could have prevented the entire incident by ensuring her conviction would have been discovered during the screening process, likely disqualifying her for employment. An insider threat team would have established detection processes for unusual and suspicious events, so the first series of unusual changes to the electronic ledger might have been detected. Then the insider threat team could have more closely monitored the insider's activities and discovered the fraud much earlier. Earlier fraud detection would have reduced the losses.

Similarly, the losses in the following theft of IP case might have been prevented or reduced if an insider threat program had been in place. The insider was employed as a research chemist by the victim organization, responsible for various research and development projects involving electronic technologies. The insider accepted a job offer with a different company. In the four months prior to leaving the victim company, the insider downloaded a high volume of trade secrets including more than 15,000 PDF files and more than 20,000 abstracts, from the victim organization's server. The amount of data the insider downloaded was 15 times higher than that of the next highest user, and the data was not related to his research. After he resigned, the victim organization detected the insider's substantial quantity of downloads. After starting his job at the competitor organization, the insider transferred much of the information to a company-assigned (competitor company) laptop. The victim organization notified the competitor organization that it had discovered the high volume of downloads. The competitor organization seized the insider's laptop and turned it over to the victim organization. The insider eventually was convicted, sentenced to between one and two years of imprisonment, and ordered to pay approximately \$14,000 in restitution and a \$30,000 fine. An insider threat team might have prevented, detected earlier, or reduced harm from this insider by monitoring any unusual behavior on computer

systems, which would have detected the insider's unusual downloads. Then the insider threat team could have decided, based on company priorities, whether the company should immediately terminate the insider's employment and engage law enforcement or heighten monitoring and examine previous logs to gather more information about the scope of the insider's activities. The organization might have prevented the transfer of valuable IP (the court case did not ascertain if that competitor company or any other acquired or used the IP). Certainly the IP was at a very high risk and out of control of the victim company for a period of time, and an insider threat team could have prevented, detected, and responded to the threat.

Quick Wins and High-Impact Solutions

All Organizations

- Ensure that legal counsel determines the legal framework the team will work in.
- Establish policies and procedures for addressing insider threats that include HR, Legal, Security, management, and IA.
- Consider establishing a contract with an outside consulting firm that is capable of providing incident response capabilities for all types of incidents, if the organization has not yet developed the expertise to conduct a legal, objective, and thorough inquiry.

Large Organizations

- Formalize an insider threat program (with a senior official of the organization appointed as the program manager) that can monitor for and respond to insider threats.
- Implement insider threat detection rules into SIEM systems. Review logs on a continuous basis and ensure watch lists are updated.
- Ensure the insider threat team meets on a regular basis and maintains a readiness state.

Mapping to Standards

- NIST: AU-6, IR-4, SI-4
- CERT-RMM:
 - Incident Management and Control
 - (detection through response)
 - Vulnerability Analysis and Resolution
- ISO 27002:
 - 6.1.2 Information security coordination
 - 15.1.5 Prevention of misuse of information processing facilities (deter users from using a system in unauthorized ways)

Practice 17: Establish a baseline of normal network device behavior.

HR	Legal	Physical Security	Data Owners	IT	Software Engineering
			✓	✓	

Every organization has a unique network topology whose characteristics, such as bandwidth utilization, usage patterns, and protocols, can be monitored for security events and anomaly detection. Deviations from normal network behavior can signal possible security incidents, including insider threats. However, administrators must have visibility into a network to understand it. Various tools and software packages can collect information about network systems and develop a network topology.

Protective Measures

To detect anomalies in network activity, an organization must first create a baseline of normal network activity. The organization must choose the data points of interest, how long it will monitor these points to establish a baseline, and what tools it will use to collect and store the data. The longer the organization monitors the chosen data points, the more reliable the baseline will be. For example, increases in network activity due to normal business activity, such as database backups or sales increases, could artificially inflate the baseline activity level if the organization monitors activity for only a short period. The organization must account for normal activity spikes as part of the baseline so that it accurately reflects the organization's operations. However, any abnormal or malicious behavior in the system will also become part of the baseline and may render the information inaccurate.

Baseline data points to be monitored include

- communications between devices:
 - devices a workstation communicates with—These will vary depending on configuration, department, and location, but a given workstation should communicate only with a predetermined set of servers.
 - devices that a server communicates with—These will vary depending on configuration, department, and location, but a given server should communicate only with a predetermined set of devices.
 - bandwidth consumed—Consider differences between bandwidth use during and after business hours.
- virtual private network (VPN) users:
 - times of access
 - bandwidth consumed
 - source IP addresses and geolocation information
 - resources used
- ports and protocols
- normal firewall and IDS alerts—Normal alerts may occur when business processes change (e.g., there is increased website traffic).

Computers on any given network typically need to communicate to only a handful of devices. For example, a workstation may only need access to a domain controller, file server, email server, and print server. If this workstation communicates with any other device, it may simply be misconfigured, or someone may be using it for suspicious activity. Host-based firewalls can be configured to allow communications between authorized devices only, preventing malicious insiders from accessing unauthorized network resources.

VPN usage should be carefully monitored because it allows users to access organizational resources from nearly any place that has an internet connection. Organizations may have policies defining permissible times for network access. For example, they may permit some staff VPN access only between business hours, while others may have access at any time. Monitoring access times or enforcing access policies will help an organization detect insider activity. Organizations that do not require VPN connections from many foreign countries should consider permitting (via white listing) VPN connections only from countries where a business need exists. Organizations should implement further VPN access controls, such as limiting access to file shares on a server, to control how data can leave the organization. To enforce stricter security controls, organizations should also consider limiting access to organizationally owned assets only. When this is not possible, an application gateway can restrict which resources are remotely accessible. In addition, organizations should monitor VPN connections for any abnormal behavior, such as a sudden download of data that exceeds normal usage.

An organization's networks typically use a known set of ports and protocols. Devices that stray from this known set should be flagged for review. For example, organizations typically have a central email server, so a workstation exhibiting SMTP traffic may be cause for concern. Similarly, use of protocols with a nonstandard port should be flagged for review, for example, using the SSH protocol on port 80, instead of the usual port 22.

Finally, organizations should review firewall and IDS logs to determine normal activity levels. A SIEM tool will help security staff sift through the event logs and establish a baseline of normal firewall and IDS behavior. Sudden changes in the number of alerts may indicate abnormal behavior and should be further investigated. For example, a sudden surge in port 21 (FTP) firewall denials caused by a workstation may indicate that someone is trying to directly contact an FTP server to upload or download information.

Challenges

1. establishing a trusted baseline—Organizations may find it challenging to establish a trusted baseline, which may incorporate ongoing and unrecognized malicious activity, including insider attacks.
2. ensuring privacy—Organizations may find it challenging to maintain employee privacy while collecting data to establish a baseline.
3. scaling—Larger organizations may benefit from establishing baselines for individual subunits of the organization. A single, all-encompassing baseline may conceal concerning behavior if some details go undetected. The organization may have to experiment to decide what best suits its needs.

Case Studies

The victim organization, a financial institution, employed the insider as a senior financial analyst. Every Sunday, the insider came to the organization's offices and downloaded 20,000 mortgage applicant records to a USB flash drive. Over a two-year period, the insider downloaded and sold more than two million records that contained PII. The organization noticed that the insider had been coming to work outside of normal working hours, but it believed the insider was merely hard working. The insider sometimes downloaded the records during normal working hours. The organization had a policy prohibiting flash drives or other storage devices from being used on its computers. The organization had also disabled flash drive access on nearly all its computers, but the insider located the one computer that lacked this security feature. To conceal his activity, the insider emailed most of the records from public computers, but he occasionally emailed them from his personal computer. The insider and his accomplice, an outsider with a lengthy criminal history, sold batches of 20,000 records for \$500 each. The insider made \$50,000 to \$70,000 and stored the proceeds in a bank account created under his name and that of a fictional consulting company. At least 19,000 mortgage applicants became victims of identity theft. Dozens of class-action lawsuits have been filed against the victim organization, which was experiencing financial difficulties and was bought out one year after the incident began.

In another case, an organization that specialized in developing chemical products employed the insider, a naturalized U.S. citizen, as a research chemist. The insider was responsible for various research and development projects involving electronic technologies. The victim organization offered the insider a position in a foreign country, but the insider's family did not want to move to that location. Consequently, the insider sought employment with a competing organization, which offered the insider a position that would not start for three months. The insider did not notify the victim organization of his plan to resign until two weeks prior to starting his new job with the competing organization. Over a four-month period, prior to receiving the job offer from the competing organization and until he resigned from the victim organization, the insider downloaded a high volume of trade secrets, including nearly 17,000 PDF files and 22,000 abstracts, from the victim organization's server. The downloads took place on-site and during work hours, over several 15- to 20-hour periods. The amount of data the insider downloaded was 15 times greater than that of the next highest user, and the data was not related to his research. The insider's activities went unnoticed until he resigned and the victim organization detected the insider's substantial downloads. The stolen IP was valued at nearly \$400 million.

In both of these instances, insiders were able to access and download large volumes of information, beyond the normal usage of average users. Organizations need to establish a normal baseline of activity and be watchful for any activity that exceeds that baseline. To avoid any appearance of discrimination or wrongdoing, organizations must carefully document and adhere to policies and procedures for monitoring any employee activity. They should also get legal advice as the policies and procedures are developed, finalized, and implemented.

Quick Wins and High-Impact Solutions

All Organizations

- Use network monitoring tools to monitor the network for a period of time to establish a baseline of normal behaviors and trends.

- Deny VPN access to foreign countries where a genuine business need does not exist. White list only countries where a genuine business need exists.³⁷
- Establish which ports and protocols are needed for normal network activity, and configure devices to use only these services.
- Determine which firewall and IDS alerts are normal. Either correct what causes these alerts or document normal ranges and include them in the network baseline documentation.

Large Organizations

- Establish network activity baselines for individual subunits of the organization.
- Determine which devices on a network need to communicate with others and implement access control lists (ACLs), host-based firewall rules, and other technologies to limit communications.
- Understand VPN user requirements. Limit access to certain hours and monitor bandwidth consumption. Establish which resources will be accessible via VPN and from what remote IP addresses. Alert on anything that is outside normal activity.

Mapping to Standards

- NIST: AC-17, CM-7, SC-7
- CERT-RMM:
 - Monitoring

³⁷ Regional Internet Registries maintain IP address assignments. Registries include AfriNIC, ARIN, APNIC, LACNIC, and RIPE NCC. Other companies maintain IP data that is available under various licenses, such as http://www.maxmind.com/app/geoip_country and <http://www.countryipblocks.net/>. Regional internet registry data will be more accurate.

Practice 18: Be especially vigilant regarding social media.

HR	Legal	Physical Security	Data Owners	IT	Software Engineering
✓	✓	✓	✓	✓	

Insiders using social media sites can intentionally or unintentionally threaten the organization's information systems and data. Organizations should provide training, policies, and procedures about how employees, business partners, and contractors should use social media.

Although the CERT Program has begun to study unintentional insider threats, the recommendations in this best practice are based on malicious insider cases, the *2011 CyberSecurity Watch Survey* results [SEI 2011],³⁸ and information security analysis of this threat vector. In the near future, the CERT Program will publish research results based on an empirical study of collected unintentional insider threat cases.

Protective Measures

Social media sites allow people to easily share information about themselves with others. Information about everything from birthdays and family members to business affiliations and hobbies can all be obtained from a user's social media profile or a search using any popular search engine. This information opens employees who use social media to possible social engineering.

Social engineering may be defined as obtaining information or resources from victims using coercion or deceit. During a social engineering attack, attackers do not scan networks, crack passwords using brute force, or exploit software vulnerabilities. Rather, social engineers operate in the social world by manipulating the trust or gullibility of human beings. [Raman 2009]

Social media sites, such as Facebook and LinkedIn, can be used to determine who works at a particular company. Malicious users could use this information to develop spear phishing email attacks against an organization, in which narrowly targeted, malicious emails are crafted to seem authentic.

These sites can also be used to determine who within an organization may be more susceptible or willing to participate in an insider attack. For example, if an employee participating in a social networking site posts negative comments about his or her job or company, attackers may see this as a sign that the employee is disgruntled and possibly open to participating in a malicious insider attack. Malicious users can also use these sites to map an organization's staff structure and then identify people in high-value roles (C-level executives, financial personnel, etc.) for targeted attacks.

³⁸ The *2011 CyberSecurity Watch Survey* was conducted by the United States Secret Service, the CERT Insider Threat Center at Carnegie Mellon University's Software Engineering Institute, *CSO Magazine*, and Deloitte.

Organizations and individuals alike need to practice good operations security (OPSEC) with social media. What may seem like a simple social media interaction can reveal a lot about an individual or organization. For example, an employee who uses an online support forum to troubleshoot a device or software product may unintentionally reveal sensitive organizational information, such as a particular product name and version or IP address.

Social media profiles and web searches can reveal a large amount of personal information, which attackers could use to compromise personal accounts. For example, resetting a user's email password, a simple attack, may require answering a few security questions, such as those about place of birth, date of birth, mother's maiden name, ZIP code, name of favorite sports team, or name of hometown. Attackers may find the answers to these questions on social networking sites, making it relatively simple to reset another user's email password. Memorizing and using a bogus legend for hometown, pets, and schools is one way around that vulnerability. However, if this bogus information is consistently used, a vulnerability remains: if attackers compromise the information, they could use it to access data from any other site using that same password-recovery information. To mitigate this risk, social media users could enter bogus password recovery information unique to each site. Password recovery would be more complicated for users of multiple sites, but the password-recovery threat vector would be lessened.

Organizations need policies and procedures to protect against insider threats, unintentional or otherwise. Policies should address what is and is not acceptable employee participation in social media sites.³⁹ Companies should take into consideration what their employees might post, no matter how harmless it may seem. For example, a policy prohibiting the posting of company projects or even company affiliations may be appropriate because social engineers or competitors could use this information to their advantage.

Every organization needs to include social engineering training in its security awareness training program. This training could include a live demonstration about what types of data can be collected from a randomly selected profile. To avoid embarrassing an employee, the trainer should select the profile of a person not affiliated with the company or use screen captures of an employee's profile with identifying information redacted.

Organizations must ensure the legality of their social media policies. In her third report on the legality of language in employers' social media policies [Purcell 2012], the National Labor Relations Board's Acting General Counsel recommends avoiding policy language that

- prohibits posts discussing the employer's nonpublic information, confidential information, and legal matters (without further clarification of the meaning of these terms)
- prohibits employees from harming the image and integrity of the company; making statements that are detrimental, disparaging, or defamatory to the employer; and prohibiting employees from discussing workplace dissatisfaction
- threatens employees with discipline or criminal prosecution for failing to report violations of an unlawful social media policy

³⁹ A list of social media policies and templates are available at <http://socialmediagovernance.com/policies.php>.

If organizations monitor social media, they must do so with caution. Employers must be careful not to penalize or fire employees for discussing work conditions online, such as pay. Protected speech may even include complaints about supervisors. Another concern is that using social media could inform an organization about certain characteristics of an employee, contractor, business partner, or candidate for a position, such as race, disability, parenthood, or sexual orientation, which could open the door to discrimination lawsuits. A third concern is that some employers have been asking for social media passwords, and state lawmakers are beginning to legislate against this, with Maryland being the first state to enact such a law [Deschenaux 2012].

Challenges

1. establishing, monitoring, and enforcing policy—Organizations may find it difficult to control what employees post on social media sites. Training that includes a personal takeaway may help increase awareness and compliance. Organizations will also find it challenging to monitor all social media sources, especially when employees utilize the sites' privacy controls.
2. classifying data—Organizations should have a data classification policy that establishes what protections must be afforded to data of different sensitivity levels. This will require review of the organization's information, and the organization must train all its employees to understand the data classification levels.
3. monitoring social media legally—Organizations must monitor social media with the assistance of legal counsel, if at all. The legal landscape in this area is currently changing, so related policies should be reviewed and changed as needed.

Case Studies

A security researcher created a fictitious social media profile for a nonexistent, young, female cyber threat analyst at a government defense agency. Relying on her allegedly extensive experience in the information security arena and her list of contacts or friends, she established connections to high-ranking officials in government and defense agencies. Based solely on her online profile, she was even offered jobs, speaking engagements, and dinner engagements. One individual even shared a picture, taken while he was on patrol overseas, which contained embedded geolocation data. Another person had exposed sensitive password-recovery information in his profile, while yet another exposed sensitive personal information. The fictional character established a network of 300 well-connected individuals, some of whom had sensitive job positions and should have known the risks of social media [Waterman 2010].

This story illustrates that many individuals place too much trust in the information they find online. The fake character's credibility began to unravel when a security researcher questioned the credentials of the self-proclaimed security professional. Had the other people who had contact with the fictitious security expert verified her credentials, they might not have fallen victim to this experiment.

In another case, an attacker compromised the email account of a former U.S. vice-presidential candidate. The attacker simply used a search engine to find the answers to the password-recovery questions, which included date of birth, ZIP code, and where she met her spouse, and reset the password. The attacker then read through her email and posted it to a public forum [Zetter 2008].

Organizations should train their employees about the risks of disclosing information online, especially personal information. Disclosing one seemingly harmless piece of information could lead a potential attacker down a bread-crumbs trail of information, enabling the attacker to compromise personal or even corporate accounts and infrastructure.

Quick Wins and High-Impact Solutions

All Organizations

- Establish a social media policy that defines acceptable uses of social media and information that should not be discussed online.
- Include social media awareness training as part of the organization's security awareness training program.
- Encourage users to report suspicious emails or phone calls to the information security team, who can track these emails to identify any patterns and issue alerts to users.

Large Organizations

- Consider monitoring the use of social media across the organization, limited to looking in a manner approved by legal counsel for postings by employees, contractors, and business partners.

Mapping to Standards

- NIST: AT-2, AT-3
- CERT-RMM:
 - Monitoring

Practice 19: Close the doors to unauthorized data exfiltration.

HR	Legal	Physical Security	Data Owners	IT	Software Engineering
		✓	✓	✓	

Organizations must understand where their information systems are vulnerable to data exfiltration and implement mitigation strategies.

Information systems offer many ways to share information, from USB flash drives and other removable media to printers and email. Each type of device presents unique challenges for preventing data exfiltration. To reduce the risk of an insider compromising sensitive information, organizations must understand where and how data can leave their systems.

Protective Measures

To mitigate the risk of insiders maliciously (or even unintentionally) removing data, the organization must first understand where and how it can be removed. Because many types of technologies and services could become exit points for data, an organization must be able to account for all devices that connect to its system, as well as all physical and wireless connections to their systems, such as

- Bluetooth
 - wireless file transfers
- removable media
 - USB flash drives
 - CD-RW and/or DVD-RW
 - phones with storage
 - media cards (compact flash, SD cards, etc.)
 - projectors with data storage
 - cameras and video recorders
 - USB drives (non-flash)
 - microphones
 - web cameras
- enclave exit points
 - internet connections
 - interconnections with trusted business partners
- internet services
 - FTP, SFTP, SSH
 - instant messaging and internet chat (GChat, Facebook Chat, etc.)
 - cloud services (online storage, email, etc.)
- printers, fax machines, copiers, and scanners

Removable media is prevalent in every organization, and many employees have a justifiable business need for it. However, there are ways to properly control and audit various types of media without impeding the organization's mission.

Group policies⁴⁰ for Microsoft-Windows-based environments can control which types of devices may be installed on a client system. Other commercial solutions allow a finer grained approach to controlling USB devices and offer additional features such as shadow copying of files, which makes a snapshot copy of any file that is moved to removable storage. This allows an organization to see who copied the files and what the files contained. A simple log containing just the name of a copied file does not provide definitive details of file contents. In addition, some commercial products require the removable file or media to be encrypted before a file is moved to it. To better control authorized devices for storing company data, organizations should have a policy requiring that employees use only company-owned media devices for transferring files.

Organizations whose risk assessment has identified USB devices as a threat should consider adopting policies and procedures that restrict their use to a trusted agent, or at least a second person (using the two-person rule [Infosecurity 2010]) who reviews, approves, and conducts the copy. For example, an organization could implement the following policy:

The data transfer process typically begins when a user identifies files that need to be copied from the system for a justified business reason. The user completes a data transfer form that lists the filenames, location of the files, reason for the transfer, whom the data is intended for, sensitivity of the data, and the requestor's signature. Once this form is completed, the requestor's manager should review the request and contents of the files and approve or deny the transfer. Next, the data owner reviews the request and either approves or denies the transfer. If everyone has approved, the request is taken to the business unit's trusted agent, who completes the request by transferring the files to removable media. This process eliminates the need for access to USB flash drives by multiple individuals and establishes a way to audit data that has been removed from the system.

However, users could email data out of the organization to bypass the approved data transfer process. Therefore, an email or data loss prevention (DLP) program is needed to filter data and take appropriate actions at this exit point. DLP programs can help prevent data exfiltration via USB devices as well.

Software development organizations, especially, can benefit from having a separate, disconnected network for source code and other software-related IP. This development network should not connect to any other organizational network, have internet access, or allow unrestricted access to removable media capabilities. This eliminates the possibility of emailing sensitive data from the development network and forces users to use the data transfer process, if established, for moving data between systems.

Organizations must also understand and define all network connections to their organization, also called a network enclave, which Gezelter defines as "an information system environment that is end-to-end under the control of a single authority and has a uniform security policy, including

⁴⁰ <http://msdn.microsoft.com/en-us/library/bb530324.aspx>

personnel and physical security. Local and remote elements that access resources within an enclave must satisfy the policy of the enclave” [Gezelter 2002].

Connections to an internet service provider or a trusted business partner are outside of the organization’s enclave and are potential exit points for sensitive company information.⁴¹ Data passing through them requires further scrutiny. Organizations should consider capturing full packet content at the perimeter or, at a minimum, capturing network flow data and alerting on anomalies at these exit points. Anomalies may include large amounts of data being sent out from a particular device. A better alternative is to proxy all traffic entering and exiting the enterprise, which allows inspection of unencrypted communications. When possible, encrypted web sessions should be decrypted and inspected. There are commercial products that allow decryption and inspection of SSL-encrypted traffic. Organizations must consider implementing a web-filtering solution that blocks access to certain websites. Typical block lists may include competitors’ sites⁴² and known malicious domains. Malicious insiders have been known to send sensitive company information to a personal email account or use a free webmail service to exfiltrate data. Many commercial and open source solutions can filter on a variety of effects. Any solution that is implemented within an organization should be able to filter not only on domain names, but also on IP addresses and ranges.

If certain employees need access to SSH, FTP, or SFTP, a limited access terminal, or “jump box,” should be used. A typical jump box is a computer configured to allow only certain users, often those with a justifiable business need, to have access to administrative tools, and logging of jump boxes is verbose. In addition, devices administered by a jump box use certain ports and protocols to allow only that box to connect. Some commercial solutions allow for complete video capture of the user’s session. This would allow management or security personnel to review what commands were executed and by whom on a particular system. Session video capture has the added benefit of clarifying what changes were made to a system should it malfunction.

Organizations also need to be aware of cloud-based services, or software as a service (SaaS). These services, such as email, online storage, or online office productivity suites, present another opportunity for data exfiltration. Generally, these types of offerings are outside of the organization’s enclave, so they may offer little control of where data is stored or transmitted. Malicious insiders could use these services, especially cloud storage and email services, to exfiltrate data. Organizations should carefully monitor and restrict access to these services, such as by proxying all network traffic and implementing block lists as previously discussed.

Finally, malicious insiders have exfiltrated information by using other devices within the organization, such as printers, scanners, copiers, and fax machines. For example, if an organization rarely monitors printers and copiers, attackers can simply print or copy large volumes of information and carry it out the door. Insiders have used fax machines to transmit data to a remote fax machine without detection. Scanners can be used to scan hard copies of documents for exfiltration. Organizations must carefully control and monitor these devices.

⁴¹ Organizations should notify employees through an acceptable-use policy that their internet use and use of private email on employer resources will be scrutinized.

⁴² There are legitimate reasons for browsing a competitor’s website. However, for OPSEC, the organization should consider doing so from a computer that cannot be attributed to that organization.

Where possible, organizations should use print servers to facilitate logging. These logs may be helpful in detecting anomalous behavior, such as a large amount of sensitive documents being printed or documents being printed after normal work hours.

Challenges

1. balancing security with productivity—Organizations may find it challenging to determine an appropriate level of security to prevent data leakage while enabling employees to telecommute and freely collaborate with other organizations.
2. getting a return on investment—Organizations need to weigh the costs and risks of data exfiltration against the costs of protection mechanisms and their effects on productivity.

Case Studies

In one case, a top executive of a beverage manufacturer employed the insider as an executive administrative assistant. The insider's proximity to the executive granted her access to the organization's trade secret information, including confidential and proprietary documents as well as product samples that had not been publicly released. Video surveillance captured the insider placing trade secret documents and a product sample into her bag. The insider copied some documents and physically stole others. The insider also printed copies of an executive's email regarding one of the victim organization's secret projects. Two co-conspirators, both outsiders with criminal records, aided the insider. The primary co-conspirator contacted a competitor organization via letter and offered to sell the victim organization's trade secrets. The primary co-conspirator faxed additional information to the competitor organization, including a copy of the sensitive email regarding the victim organization's secret project and information regarding a bank account belonging to a beneficiary organization that was owned by the co-conspirators. Fortunately, the competitor notified authorities, and the individuals responsible were arrested after the FBI conducted an undercover investigation.

This case illustrates several methods an insider may use to exfiltrate data. Organizations need to be aware of all data exfiltration points within the organization and include them as part of an enterprise risk assessment. Organizations can then implement mitigation strategies to reduce the identified risks.

In another case, a chemical manufacturing company employed the insider, a resident alien, as a senior research scientist. The insider was working on a multimillion-dollar project related to chemicals used in the production of a new electronic technology. In the month after the insider announced his resignation, the insider emailed a Microsoft Word document detailing the chemical procedure to his email account at the beneficiary organization. At the victim organization, the insider repeatedly inquired about transferring the data from his company laptop to the victim organization's foreign branch. The organization consistently responded that the transfer would require approval. The insider attempted to force the transfer by asking the IT department how to perform the transfer, falsely stating that it had been approved. Before the insider's departure, the victim organization performed a forensic examination on the insider's computer, which was standard procedure for transferring employees. The day after the organization returned the insider's laptop, while on-site and during early morning hours, the insider downloaded more than 500 documents from the laptop to an external storage device. A few days later, the victim organization confronted the insider about downloading confidential documents and his connection

to the beneficiary organization. The insider initially confessed that he had downloaded documents to an external drive, but he denied any additional actions or connections to the beneficiary organization. The insider considered the documents to be reference materials. A subsequent investigation revealed that the insider had copied the documents to his personal computer, and there was evidence that the insider had transferred information to his personal online email account. The incident was detected before the information could be shared with the beneficiary organization.

In a third case, a tax preparation service employed an insider as a tax preparer. While on-site and during work hours, the insider printed personally identifiable information (PII) on at least 30 customers. The insider used this information to submit fraudulent tax returns with false aliases and the correct Social Security numbers (SSNs). The refunds, totaling \$290,000, were deposited into 17 bank accounts.

These three cases highlight several methods insiders use to remove data from a system. Organizations must implement safeguards to prevent unauthorized data removal or transfers. Technologies exist that allow organizations to define policies that control how data is moved to removable devices or how the material may be printed. Organizations should consider these options after carefully performing an enterprise-wide risk assessment that includes the scenarios mentioned in this guide.

Quick Wins and High-Impact Solutions

All Organizations

- Establish a cloud computing policy. Organizations must be aware of cloud computing services and how employees may use them to exfiltrate data. Restrict and/or monitor what employees put into the cloud.
- Monitor the use of printers, copiers, scanners, and fax machines. Where possible, review audit logs from these devices to discover and address any anomalies.
- Create a data transfer policy and procedure to allow sensitive company information to be removed from organizational systems only in a controlled way.
- Establish a removable media policy and implement technologies to enforce it.
- Restrict data transfer protocols, such as FTP, SFTP, or SCP, to employees with a justifiable business need, and carefully monitor their use.

Large Organizations

- Inventory all connections to the organization's enclave. Ensure that SLAs and/or MOAs are in place. Verify that these connections are still in use and have a justified business need. Implement protection measures, such as firewalls, devices that capture and analyze IP traffic flow, and IDSs at these ingress and egress points so that data can be monitored and scrutinized.
- Isolate development networks and disable interconnections to other systems or the internet.

Mapping to Standards

- NIST: AC-20, CA-3, CM-7, MP-2, MP-3, MP-5, PE-5, SC-7
- CERT-RMM:
 - Technology Management
 - SG2 Protect Technology Assets
- ISO 27002:
 - 12.5.4 Information leakage

Appendix A: Acronyms

AC	Access Control Family
ACL	access control lists
AT	Awareness and Training Family
AU	Audit Family
CA	Security Assessment and Authorization Family
CD-RW	rewritable compact disk
CEO	chief executive officer
CFO	chief financial officer
CIO	chief information officer
CISO	chief information security officer
CM	Configuration Management Family
COO	chief operating officer
COTR	Contracting Officer's Technical Representative
CP	Contingency Planning Family
CSIRT	Computer Security Incident Response Team
DBA	database administrator
DDoS	distributed denial of service
DHS	Department of Homeland Security
DLP	data loss prevention
DoS	denial of service
DVD-RW	rewritable digital versatile disk
EAP	employee assistance program
EEOC	Equal Employment Opportunity Commission
EPS	events per second
FBI	Federal Bureau of Investigation
FIPS	Federal Information Processing Standards
FNR	Federal Network Resilience
FTP	File Transfer Protocol
GAO	Government Accountability Office
HR	human resources
HVAC	heating, ventilation, and air conditioning
IA	Identification and Authentication Family
IA	information assurance
IDS	intrusion detection system

IEC	International Electrotechnical Commission
IP	intellectual property
IP	internet protocol
IPS	intrusion prevention system
IR	Incident Response Family
ISO	International Organization for Standardization
ISSO	information systems security officer
IT	information technology
LDAP	Lightweight Directory Access Protocol
MA	Maintenance Family
MB	megabyte
MMS	Multimedia Messaging Service
MOA	memorandum of agreement
MP	Media Protection Family
NDA	nondisclosure agreement
NIST	National Institute of Standards and Technology
OMB	Office of Management and Budget
OPSEC	operations security
OSHA	Occupational Safety and Health Act
PDF	Portable Document Format
PE	Physical and Environmental Protection Family
PGP	pretty good privacy
PII	personally identifiable information
PL	Planning Family
PM	Program Management Family
PS	Personnel Security Family
RA	Risk Assessment Family
SA	Services and Acquisitions Family
SaaS	software as a service
SAN	storage area network
SAPM	shared account password management
SC	Secure Communications Family
SCP	Secure Copy Protocol
SD	secure digital
SI	System and Information Integrity Family
SIEM	security information and event management
SLA	service level agreement
SMTP	Simple Mail Transfer Protocol

SOC	Security Operations Center
SSH	Secure Shell
SSN	Social Security number
USB	universal serial bus
USDA	United States Department of Agriculture
VP	vice president
VPN	virtual private network

Appendix B: Sources of Best Practices

Alberts, Christopher; Dorofee, Audrey; Killcrece, Georgia; Ruefle, Robin; & Zajicek, Mark. *Defining Incident Management Processes for CSIRTs: A Work in Progress* (CMU/SEI-2004-TR-015). Software Engineering Institute, Carnegie Mellon University, 2004.
<http://www.sei.cmu.edu/library/abstracts/reports/04tr015.cfm>

British Standards Institute. <http://www.bsigroup.com/>

Corporate Information Security Working Group (CISWG). Adam H. Putnam, Chairman; Subcommittee on Technology, Information Policy, Intergovernmental Relations & the Census Government Reform Committee, U.S. House of Representatives. *Report of the Best Practices and Metrics Teams*, 2005. <http://www.educause.edu/LibraryDetailPage/666&ID=CSD3661>

Department of Homeland Security, National Cyber Security Division. *Build Security In*.
<https://buildsecurityin.us-cert.gov/daisy/bsi/home.html>

Federal Financial Institutions Examination Council. *FFIEC Information Technology Examination Handbook*. <http://ithandbook.ffiec.gov/>

Information Security Forum. *The Standard of Good Practice*. <https://www.securityforum.org/>

Information Systems Audit and Control Association. <http://www.isaca.org>

International Organization for Standardization. *Information Technology – Security Techniques – Information Security Management Systems – Requirements* (ISO/IEC 27001:2005).
http://www.iso.org/iso/home/store/catalogue_tc/catalogue_detail.htm?csnumber=42103

International Organization for Standardization. *Information Technology – Security Techniques – Code of Practice for Information Security Management* (ISO/IEC 27002).
http://www.iso.org/iso/home/store/catalogue_ics/catalogue_detail_ics.htm?csnumber=50297

MasterCard Worldwide. *The MasterCard SDP Program (Site Data Protection)*.
<http://www.mastercard.com/sdp>

National Institute of Standards and Technology. *Special Publications (800 Series)*.
<http://csrc.nist.gov/publications/PubsSPs.html>

Software Engineering Institute. *Survivability and Information Assurance Curriculum (SIA)*. CERT Program, Software Engineering Institute, Carnegie Mellon University.
<http://www.cert.org/sia>

Software Engineering Institute. *Virtual Training Environment (VTE)*. Software Engineering Institute, Carnegie Mellon University.

United Kingdom Cabinet Office, Information Technology Infrastructure Library.
<http://www.ital-officialsite.com/home/home.aspx>

Visa. *Cardholder Information Security Program*.
http://usa.visa.com/merchants/risk_management/cisp_tools_faq.html

Appendix C: Best Practices Mapped to Standards

Table 1: Best Practices Mapped to Standards

Practice Number	Best Practice	NIST Controls	CERT-RMM	ISO 27002
1	Consider threats from insiders and business partners in enterprise-wide risk assessments.	RA-1, RA-3, PM-9	<ul style="list-style-type: none"> External Dependencies Management Human Resources Management Access Control and Management 	<ul style="list-style-type: none"> Identification of risks related to external parties Addressing security when dealing with customers 6.2.3 Addressing security in third party agreements
2	Clearly document and consistently enforce policies and controls.	PL-1, PL-4, PS-8	<ul style="list-style-type: none"> Compliance 	<ul style="list-style-type: none"> 15.2.1 Compliance with security policies and standards
3	Incorporate insider threat awareness into periodic security training for all employees.	AT-1, AT-2, AT-3	<ul style="list-style-type: none"> Organizational Training and Awareness 	<ul style="list-style-type: none"> 8.2.2 Information security awareness, education, and training
4	Beginning with the hiring process, monitor and respond to suspicious or disruptive behavior.	PS-1, PS-2, PS-3, PS-8	<ul style="list-style-type: none"> Monitoring Human Resources 	<ul style="list-style-type: none"> 8.1.2 Screening
5	Anticipate and manage negative issues in the work environment.	PL-4, PS-1, PS-6, PS-8	<ul style="list-style-type: none"> Human Resources HRM:SG3.SP4 Establish Disciplinary Process 	<ul style="list-style-type: none"> 8.2.1 Management responsibilities 8.2.3 Disciplinary process 8.3.1 Termination responsibilities
6	Know your assets.	CM-2, CM-8, PM-5, RA-2	<ul style="list-style-type: none"> Asset Definition and Management Enterprise Focus 	<ul style="list-style-type: none"> 7.1.1 Inventory of assets
7	Implement strict password and account management policies and practices.	AC-2, IA-2	<ul style="list-style-type: none"> Identity/Access Management 	<ul style="list-style-type: none"> 11.2.3 User password management 11.2.4 Review of user access rights
8	Enforce separation of duties and least privilege.	AC-5, AC-6	<ul style="list-style-type: none"> Access Management 	<ul style="list-style-type: none"> 10.1.3 Segregation of duties 11.2.2 Privilege management
9	Define explicit security agreements for any cloud services, especially access restrictions and monitoring capabilities.	AC-ALL, AU-ALL, RA-ALL, SC-ALL, SA-ALL	<ul style="list-style-type: none"> External Dependencies Management 	<ul style="list-style-type: none"> Identification of risks related to external parties Addressing security in third party agreements 10.2.1 Service delivery 10.2.2 Monitoring and review of third party services 10.2.3 Managing changes to third party services

Practice Number	Best Practice	NIST Controls	CERT-RMM	ISO 27002
10	Institute stringent access controls and monitoring policies on privileged users.	AC-2, AC-6, AC-17, AU-2, AU-3, AU-6, AU-9, CM-5, IA-2, MA-5, PL-4, SA-5	<ul style="list-style-type: none"> • Identity/Access Management • Monitoring 	<ul style="list-style-type: none"> • 10.10.4 Administrator and operator logs • 10.10.2 Monitoring system use
11	Institutionalize system change controls.	CM-1, CM-3, CM-4, CM-5, CM-6	<ul style="list-style-type: none"> • Technology Management • TM:SG4.SP3 Perform Change Control and Management 	<ul style="list-style-type: none"> • 10.1.2 Change management
12	Use a log correlation engine or security information and event management (SIEM) system to log, monitor, and audit employee actions.	AU-1, AU-2, AU-6, AU-7, AU-12	<ul style="list-style-type: none"> • Monitoring 	<ul style="list-style-type: none"> • 10.10.1 Audit logging • 10.10.2 Monitoring system use
13	Monitor and control remote access from all end points, including mobile devices.	AC-2, AC-17	<ul style="list-style-type: none"> • Technology Management • TM:SG2.SP2 Establish and Implement Controls 	<ul style="list-style-type: none"> • 11.4.2 User authentication for external connections • 11.7.1 Mobile computing and communications
14	Develop a comprehensive employee termination procedure.	PS-4, PS-5	<ul style="list-style-type: none"> • Human Resources 	<ul style="list-style-type: none"> • 8.3.1 Termination responsibilities • 8.3.2 Return of assets • 8.3.3 Removal of access rights
15	Implement secure backup and recovery processes.	CP-6, CP-9, CP-10	<ul style="list-style-type: none"> • Knowledge and Information Management • KIM:SG6.SP1 Perform Information Duplication and Retention 	<ul style="list-style-type: none"> • 10.5.1 Information back-up
16	Develop a formalized insider threat program.	AU-6, IR-4, SI-4	<ul style="list-style-type: none"> • Incident Management and Control • Vulnerability Analysis and Resolution 	<ul style="list-style-type: none"> • 6.1.2 Information security coordination • 15.1.5 Prevention of misuse of information processing facilities
17	Establish a baseline of normal network device behavior.	AC-17, CM-7, SC-7	<ul style="list-style-type: none"> • Monitoring 	
18	Be especially vigilant regarding social media.	AT-2, AT-3	<ul style="list-style-type: none"> • Monitoring 	
19	Close the doors to unauthorized data exfiltration.	AC-20, CA-3, CM-7, MP-2, MP-3, MP-5, PE-5, SC-7	<ul style="list-style-type: none"> • Technology Management • TM:SG2 Protect Technology Assets 	<ul style="list-style-type: none"> • 12.5.4 Information leakage

Appendix D: Best Practices by Organizational Group

Table 2: Best Practices for All Organizational Groups

Practice		HR	Legal	Physical Security	Data Owners	IT	Software Engineering
1	Consider threats from insiders and business partners in enterprise-wide risk assessments.	✓	✓	✓	✓	✓	
2	Clearly document and consistently enforce policies and controls.	✓	✓	✓		✓	
3	Incorporate insider threat awareness into periodic security training for all employees.	✓	✓	✓	✓	✓	✓
4	Beginning with the hiring process, monitor and respond to suspicious or disruptive behavior.	✓	✓	✓	✓	✓	✓
5	Anticipate and manage negative issues in the work environment.	✓	✓	✓	✓	✓	
6	Know your assets.	✓	✓	✓	✓	✓	✓
7	Implement strict password and account management policies and practices.	✓	✓			✓	
8	Enforce separation of duties and least privilege.	✓	✓	✓	✓	✓	✓
9	Define explicit security agreements for any cloud services, especially access restrictions and monitoring capabilities.		✓	✓	✓	✓	
10	Institute stringent access controls and monitoring policies on privileged users.	✓	✓			✓	✓
11	Institutionalize system change controls.				✓	✓	✓
12	Use a log correlation engine or security information and event management (SIEM) system to log, monitor, and audit employee actions.	✓	✓	✓	✓	✓	✓
13	Monitor and control remote access from all end points, including mobile devices.				✓	✓	
14	Develop a comprehensive employee termination procedure.	✓	✓	✓	✓	✓	
15	Implement secure backup and recovery processes.				✓	✓	
16	Develop a formalized insider threat program.	✓	✓	✓	✓	✓	✓
17	Establish a baseline of normal network behavior.				✓	✓	
18	Be especially vigilant regarding social media.	✓	✓	✓	✓	✓	
19	Close the doors to unauthorized data exfiltration.			✓	✓	✓	

Table 3: Human Resources Best Practices

Practice #	Practice
2	Clearly document and consistently enforce policies and controls.
3	Incorporate insider threat awareness into periodic security training for all employees.
4	Beginning with the hiring process, monitor and respond to suspicious or disruptive behavior.
5	Anticipate and manage negative issues in the work environment.
6	Know your assets.
7	Implement strict password and account management policies and practices.
8	Enforce separation of duties and least privilege.
10	Institute stringent access controls and monitoring policies on privileged users.
12	Use a Log correlation engine or security information and event management (SIEM) system to log, monitor, and audit employee actions.
14	Develop a comprehensive employee termination procedure.
16	Develop a formalized insider threat program.
18	Be especially vigilant regarding social media.

Table 4: Legal Best Practices

Practice #	Practice
1	Consider threats from insiders and business partners in enterprise-wide risk assessments.
2	Clearly document and consistently enforce policies and controls.
3	Incorporate insider threat awareness into periodic security training for all employees.
4	Beginning with the hiring process, monitor and respond to suspicious or disruptive behavior.
5	Anticipate and manage negative issues in the work environment.
6	Know your assets.
7	Implement strict password and account management policies and practices.
8	Enforce separation of duties and least privilege.
9	Define explicit security agreements for any cloud services, especially access restrictions and monitoring capabilities.
10	Institute stringent access controls and monitoring policies on privileged users.
12	Use a log correlation engine or security information and event management (SIEM) system to log, monitor, and audit employee actions.
14	Develop a comprehensive employee termination procedure.
16	Develop a formalized insider threat program.
18	Be especially vigilant regarding social media.

Table 5: Physical Security Best Practices

Practice #	Practice
1	Consider threats from insiders and business partners in enterprise-wide risk assessments.
2	Clearly document and consistently enforce policies and controls.
3	Incorporate insider threat awareness into periodic security training for all employees.
4	Beginning with the hiring process, monitor and respond to suspicious or disruptive behavior.
5	Anticipate and manage negative issues in the work environment.
6	Know your assets.
8	Enforce separation of duties and least privilege.
9	Define explicit security agreements for any cloud services, especially access restrictions and monitoring capabilities.
12	Use a log correlation engine or security information and event management (SIEM) system to log, monitor, and audit employee actions.
14	Develop a comprehensive employee termination procedure.
16	Develop a formalized insider threat program.
18	Be especially vigilant regarding social media.
19	Close the doors to unauthorized data exfiltration.

Table 6: Data Owners Best Practices

Practice #	Practice
1	Consider threats from insiders and business partners in enterprise-wide risk assessments.
3	Incorporate insider threat awareness into periodic security training for all employees.
4	Beginning with the hiring process, monitor and respond to suspicious or disruptive behavior.
5	Anticipate and manage negative issues in the work environment.
6	Know your assets.
8	Enforce separation of duties and least privilege.
9	Define explicit security agreements for any cloud services, especially access restrictions and monitoring capabilities.
11	Institutionalize system change controls.
12	Use a log correlation engine or security information and event management (SIEM) system to log, monitor, and audit employee actions.
13	Monitor and control remote access from all end points, including mobile devices.
14	Develop a comprehensive employee termination procedure.
15	Implement secure backup and recovery processes.
16	Develop a formalized insider threat program.
17	Establish a baseline of normal network behavior.
18	Be especially vigilant regarding social media.
19	Close the doors to unauthorized data exfiltration.

Table 7: Information Technology Best Practices

Practice #	Practice
1	Consider threats from insiders and business partners in enterprise-wide risk assessments.
2	Clearly document and consistently enforce policies and controls.
3	Incorporate insider threat awareness into periodic security training for all employees.
4	Beginning with the hiring process, monitor and respond to suspicious or disruptive behavior.
5	Anticipate and manage negative issues in the work environment.
6	Know your assets.
7	Implement strict password and account management policies and practices.
8	Enforce separation of duties and least privilege.
9	Define explicit security agreements for any cloud services, especially access restrictions and monitoring capabilities.
10	Institute stringent access controls and monitoring policies on privileged users.
12	Use a log correlation engine or security information and event management (SIEM) system to log, monitor, and audit employee actions.
13	Monitor and control remote access from all end points, including mobile devices.
11	Institutionalize system change controls.
14	Develop a comprehensive employee termination procedure.
15	Implement secure backup and recovery processes.
16	Develop a formalized insider threat program.
17	Establish a baseline of normal network behavior.
18	Be especially vigilant regarding social media.
19	Close the doors to unauthorized data exfiltration.

Table 8: Software Engineering Best Practices

Practice #	Practice
3	Incorporate insider threat awareness into periodic security training for all employees.
4	Beginning with the hiring process, monitor and respond to suspicious or disruptive behavior.
7	Institute stringent access controls and monitoring policies on privileged users.
8	Enforce separation of duties and least privilege.
10	Know your assets.
11	Institutionalize system change controls.
12	Use a log correlation engine or security information and event management (SIEM) system to log, monitor, and audit employee actions.
16	Develop a formalized insider threat program.

Appendix E: Checklists of Quick Wins and High-Impact Solutions

This appendix compiles the checklists of “Quick Wins and High-Impact Solutions” from each best practice, for convenient reference.

Practice 1

All Organizations

- Have all employees, contractors, and trusted business partners sign nondisclosure agreements (NDAs) upon hiring and termination of employment or contracts.
- Ensure each trusted business partner has performed background investigations on all of its employees that will have access to the organization’s systems or information. These should be commensurate with the organization’s own background investigations and required as a contractual obligation.
- For acquiring companies during a merger or acquisition, perform background investigations on all employees to be acquired, at a level commensurate with its own policies.
- Prevent sensitive documents from being printed if they are not required for business purposes. Insiders could take a printout of their own or someone else’s sensitive document from a printer, garbage, desk, or office. Electronic documents can be easier to track.
- Avoid direct connections with the information systems of trusted business partners if possible. Provide partners with task-related data without providing access to the organization’s internal network.
- Restrict access to the system backup process to only administrators responsible for backup and restoration.

Large Organizations

- Prohibit personal items in secure areas because they may be used to conceal company property or to copy and store company data.
- Conduct a risk assessment of all systems to identify critical data, business processes, and mission-critical systems. (See NIST Special Publication 800-30, *Risk Management Guide for Information Technology Systems*,⁴⁴ for guidance.) Be sure to include insiders and trusted business partners as part of the assessment. (See Section 3.2.1, “Threat-Source Identification,” of NIST SP 800-30.)
- Implement data encryption solutions that encrypt data seamlessly and that restrict its use to company-owned machines.
- Implement a clear separation of duties between regular administrators and those responsible for backup and restoration.

⁴⁴ <http://csrc.nist.gov/publications/nistpubs/800-30/sp800-30.pdf>

- Forbid regular administrators' access to system backup media or the electronic backup processes.

Practice 2

All Organizations

The following considerations apply to organizations of all sizes. Some organizations may not have a department dedicated to security (physical security, IT security, etc.). However, the underlying theme of the practice still applies.

- Ensure that senior management advocates, enforces, and complies with all company policies. Policies that do not have management buy-in will fail and not be enforced equally. Management must also comply with policies. If management does not do so, subordinates will see this as a sign that the policies do not matter or they are being held to a different standard than management. Organizations should consider exceptions to policies in this light as well.
- Ensure that management briefs all employees on all policies and procedures. Employees, contractors, and trusted business partners should sign acceptable-use policies upon their hiring and once every year thereafter or when a significant change occurs. This is also an opportunity for the organization and employee, contractor, or trusted business partner to reaffirm any nondisclosure agreements.
- Ensure that management makes policies for all departments within the organization easily accessible to all employees. Posting policies on the organization's internal website can facilitate widespread dissemination of documents and ensure that everyone has the latest copy.
- Ensure that management makes annual refresher training for all employees mandatory. Refresher training needs to cover all facets of the organization, not just information security. Training should encompass the following topics: human resources, legal, physical security, and any others of interest. Training can include, but is not limited to, changes to policies, issues that have emerged over the past year, and information security trends.
- Ensure that management enforces policies consistently to prevent the appearance of favoritism and injustice. The Human Resources department should have policies and procedures in place that specify the consequences of particular policy violations. This will facilitate clear and concise enforcement of policies.

Practice 3

All Organizations

- Develop and implement an enterprise-wide training program that discusses various topics related to insider threat. The training program must have the support of senior management to be effective. Management must be seen participating in the course and must not be exempt from it, which other employees could see as a lack of support and an unequal enforcement of policies.

- Train all new employees and contractors in security awareness, including insider threat, before giving them access to any computer system. Make sure to include training for employees who may not need to access computer systems daily, such as janitorial and maintenance staff. These users may require a special training program that covers security scenarios they may encounter, such as social engineering and sensitive documents left out in the open.
- Train employees continuously. However, training does not always need to be classroom instruction. Posters, newsletters, alert emails, and brown-bag lunch programs are all effective training methods. An organization should consider implementing one or more of these programs to increase security awareness.
- Establish an anonymous, confidential mechanism for reporting security incidents. Encourage employees to report security issues and consider incentives to reporting by rewarding those who do.

Large Organizations

- The information security team can conduct periodic inspections by walking through areas of the organization, including workspaces, and identifying security concerns. The organization should bring security issues to the employee's attention in a calm, nonthreatening manner and in private. Employees spotted doing something good for security, like stopping a person without a badge, should be rewarded. Even a certificate or other item of minimal value goes a long way to improving employee morale and increasing security awareness. Where possible, these rewards should be presented before a group of the employee's peers. This type of program does not have to be administered by the security team but could be delegated to the employee's peer team members or first-level management.

Practice 4

All Organizations

- Ensure that potential employees have undergone a thorough background investigation, which at a minimum should include a criminal background and credit check.
- Encourage employees to report suspicious behavior to appropriate personnel for further investigation.
- Investigate and document all issues of suspicious or disruptive behavior.
- Enforce policies and procedures consistently for all employees.
- Consider offering an EAP. These programs can help employees deal with many personal issues confidentially.

Practice 5

All Organizations

- Enhance monitoring of employees with an impending or ongoing personnel issue, in accordance with organizational policy and laws. Enable additional auditing and monitoring controls outlined in policies and procedures. Regularly review audit logs to detect activities outside of the employee's normal scope of work. Limit access to these log files to those with a need to know.

- All levels of management must regularly communicate organizational changes to all employees. This allows for a more transparent organization, and employees can better plan for their future.

Practice 6

All Organizations

- Conduct a physical asset inventory. Identify asset owners' assets and functions. Also identify the type of data on the system.
- Understand what data the organization processes by speaking with data owners and users from across the organization.
- Identify and document the software configurations of all assets.
- Prioritize assets and data to determine the high-value targets.

Practice 7

All Organizations

- Establish account management policies and procedures for all accounts created on all information systems. These policies should address how accounts are created, reviewed, and terminated. In addition, the policy should address who authorizes the account and what data they can access.
- Perform audits of account creation and password changes by system administrators. The account management process should include creation of a trouble ticket by the help desk. (Help desk staff should not be able to create accounts.) Organizations could confirm the legitimacy of requests to reset passwords or create accounts by correlating such requests with help desk logs.
- Define password requirements and train users on creating strong passwords. Some systems may tolerate long passwords. Encourage users to use passphrases that include proper punctuation and capitalization, thereby increasing passphrase strength and making it more memorable to the user.
- Security training should include instruction to block visual access to others as users type their passcodes.
- Ensure all shared accounts are absolutely necessary and are addressed in a risk management decision.

Large Organizations

- Review systems and risk to determine the feasibility of centrally managing user accounts.
- If using a central account management system, add contractors to groups linked to projects, organizations, or other logical groups. This allows administrators to quickly identify contractors and change access permissions. Accounts themselves might contain contractor status tipoffs, for example, putting “_CONT” in the account name or description.

Practice 8

All Organizations

- Carefully audit user access permissions when an employee changes roles within the organization to avoid privilege creep. In addition, routinely audit user access permissions at least annually. Remove permissions that are no longer needed.
- Establish account management policies and procedures. Audit account maintenance operations regularly. Account activity should reconcile with help desk documentation.
- Require privileged users to have both an administrative account with the minimum necessary privileges to perform their duties and a standard account that is used for everyday, non-privileged activities.

Large Organizations

- Review positions in the organization that handle sensitive information or perform critical functions. Ensure these employees cannot perform these critical functions without oversight and approval. The backup and restore tasks are often overlooked. One person should not be permitted to perform both backup and restore functions. Organizations should separate these roles and regularly test the backup and recovery processes (including the media and equipment). In addition, someone other than the backup and restore employees should transport backup tapes off-site.

Practice 9

All Organizations

The considerations below apply to any organization utilizing cloud services. Such services not owned and operated by the organization deserve further scrutiny.

- Conduct a risk assessment of the data and services that the organization plans to outsource to a cloud service provider before entering into any agreement. Organizations must ensure that the service provider poses an acceptable level of risk and has implemented mitigating controls to reduce any residual risks. An organization must carefully examine all aspects of the cloud service provider to ensure the service provider meets or exceeds the organization's own security practices.
- Verify the cloud service provider's hiring practices to ensure it conducts thorough background security investigations on any personnel (operations staff, technical staff, janitorial staff, etc.) before they are hired. In addition, the service provider should conduct periodic credit checks and reinvestigations to ensure that changes in an employee's life situation have not caused any additional unacceptable risks.
- Control or eliminate remote administrative access to hosts providing cloud or virtual services.
- Understand how the cloud service provider protects data and other organizational assets before entering into any agreement. Verify the party responsible for restricting logical and physical access to the organization's cloud assets.

Practice 10

All Organizations

- Conduct periodic account reviews to avoid privilege creep. Employees should have sufficient access rights to perform their everyday duties. When an employee changes roles, the organization should review the employee's account and rescind permissions that the employee no longer needs.

Large Organizations

- Implement separation of duties for all roles that affect the production system. Require at least two people to perform any action that may alter the system.
- Use multifactor authentication for privileged user or system administrator accounts.⁴⁵ Requiring multifactor authentication will reduce the risk of a user abusing privileged access after an administrator leaves the organization, and the increased accountability of multifactor authentication may inhibit some currently employed, privileged users from committing acts of malfeasance. Assuming that the former employee's multifactor authentication mechanisms have been recovered, the account(s) will be unusable.

Practice 11

All Organizations

- Periodically review configuration baselines against actual production systems and determine if any discrepancies were approved. If the changes were not approved, verify a business need for the change.

Large Organizations

- Implement a change management program within the organization. Ensure that a change control board vets all changes to systems, networks, or hardware configurations. All changes must be documented and include a business reason. Proposed changes must be reviewed by information security teams, system owners, data owners, users, and other stakeholders.
- The configuration manager must review and submit to the change control board any software developed in-house as well as any planned changes.

Practice 12

All Organizations

- Implement rules within the SIEM system, to automate alerts.
- Determine the volume of logs (number of reported events per second) and the needs of the organization before selecting a SIEM tool.

⁴⁵ NIST Special Publication 800-53, AC-6 (Access Control) requires multifactor authentication for moderate- to high-risk systems.

- Create a log management policy and procedures. Ensure they address log retention (consult legal counsel for specific requirements), what event logs to collect, and who manages the logging systems.

Large Organizations

- Ensure that someone regularly monitors the SIEM system. Depending on the environment, this may involve one or more dedicated personnel who monitor employee activity full-time.

Practice 13

All Organizations

- Disable remote access to the organization's systems when an employee or contractor separates from the organization. Be sure to disable access to VPN service, application servers, email, network infrastructure devices, and remote management software. Be sure to close all open sessions as well. In addition, collect all company-owned equipment, including multifactor authentication tokens, such as RSA SecurID tokens or smart cards.
- Include mobile devices, with a listing of their features, as part of the enterprise risk assessment.
- Prohibit or limit the use of personally owned devices.
- Prohibit devices with cameras in sensitive areas.

Large Organizations

- Implement a central management system for mobile devices.
- Monitor and control remote access to the corporate infrastructure. VPN tunnels should terminate at the furthest perimeter device and in front of an IDS and firewall. This allows for packet inspection and network access control. In addition, IP traffic-flow capture and analysis devices placed behind the VPN concentrator will allow collection of network traffic statistics to help discover anomalies. If personally owned equipment, such as a laptop or home computer, is permitted to access the corporate network, it should only be allowed to do so through the use of an application gateway. This will limit what applications are available to an untrusted connection.

Practice 14

All Organizations

- Develop an enterprise-wide checklist to use when someone separates from the organization.
- Establish a process for tracking all accounts assigned to each employee.
- Reaffirm all nondisclosure and IP agreements as part of the termination process.
- Notify all employees about any employee's departure, where permissible and appropriate.
- Archive and block access to all accounts associated with a departed employee.
- Collect all of a departing employee's company-owned equipment before the employee leaves the organization.

Large Organizations

- Establish a physical-inventory system that tracks all assets issued to an employee.
- Conduct an inventory of all information systems and audit the accounts on those systems.

Practice 15

All Organizations

- Store backup media off-site. Ensure media is protected from unauthorized access and can only be retrieved by a small number of individuals. Organizations should utilize a professional off-site storage facility and not simply send backup media home with employees. Encrypt the backup media and manage the encryption keys to ensure backup and recovery are possible.
- Ensure that configurations of network infrastructure devices (e.g., routers, switches, and firewalls) are part of the organization's backup and recovery plan as well as the configuration management plan.

Large Organizations

- Implement a backup and recovery process that involves at least two people: a backup administrator and a restore administrator. Both people should be able to perform either role.
- Regularly test both backup and recovery processes. Ensure that the organization can reconstitute all critical data as defined by the business continuity plan and/or disaster recovery plan. Ensure that this process does not rely on any single person to be successful.

Practice 16

All Organizations

- Ensure that legal counsel determines the legal framework the team will work in.
- Establish policies and procedures for addressing insider threats that include HR, Legal, Security, management, and IA.
- Consider establishing a contract with an outside consulting firm that is capable of providing incident response capabilities for all types of incidents, if the organization has not yet developed the expertise to conduct a legal, objective, and thorough inquiry.

Large Organizations

- Formalize an insider threat program (with a senior official of the organization appointed as the program manager) that can monitor for and respond to insider threats.
- Implement insider threat detection rules into SIEM systems. Review logs on a continuous basis and ensure watch lists are updated.
- Ensure the insider threat team meets on a regular basis and maintains a readiness state.

Practice 17

All Organizations

- Use network monitoring tools to monitor the network for a period of time to establish a baseline of normal behaviors and trends.

- Deny VPN access to foreign countries where a genuine business need does not exist. White list only countries where a genuine business need exists.⁴⁶
- Establish which ports and protocols are needed for normal network activity, and configure devices to use only these services.
- Determine which firewall and IDS alerts are normal. Either correct what causes these alerts or document normal ranges and include them in the network baseline documentation.

Large Organizations

- Establish network activity baselines for individual subunits of the organization.
- Determine which devices on a network need to communicate with others and implement access control lists (ACLs), host-based firewall rules, and other technologies to limit communications.
- Understand VPN user requirements. Limit access to certain hours and monitor bandwidth consumption. Establish which resources will be accessible via VPN and from what remote IP addresses. Alert on anything that is outside normal activity.

Practice 18

All Organizations

- Establish a social media policy that defines acceptable uses of social media and information that should not be discussed online.
- Include social media awareness training as part of the organization's security awareness training program.
- Encourage users to report suspicious emails or phone calls to the information security team, who can track these emails to identify any patterns and issue alerts to users.

Large Organizations

- Consider monitoring the use of social media across the organization, limited to looking in a manner approved by legal counsel for postings by employees, contractors, and business partners.

Practice 19

All Organizations

- Establish a cloud computing policy. Organizations must be aware of cloud computing services and how employees may use them to exfiltrate data. The organization should restrict and/or monitor what employees put into the cloud.
- Monitor the use of printers, copiers, scanners, and fax machines. Where possible, review audit logs from these devices to discover and address any anomalies.

⁴⁶ Regional Internet Registries maintain IP address assignments. Registries include AfriNIC, ARIN, APNIC, LACNIC, and RIPE NCC. Other companies maintain IP data that is available under various licenses, such as http://www.maxmind.com/app/geoip_country and <http://www.countryipblocks.net/>. Regional internet registry data will be more accurate.

- Create a data transfer policy and procedure to only allow sensitive company information to be removed from organizational systems in a controlled way.
- Establish a removable media policy and implement technologies to enforce it.
- Restrict data transfer protocols, such as FTP, SFTP, or SCP, to employees with a justifiable business need, and carefully monitor their use.

Large Organizations

- Inventory all connections to the organization's enclave. Ensure that SLAs and/or MOAs are in place. Verify that these connections are still in use and have a justified business need. Implement protection measures, such as firewalls, IP traffic flow capture and analysis devices, and IDSs at these ingress and egress points so that data can be monitored and scrutinized.
- Isolate development networks and disable interconnections to other systems or the internet.

References

[Boudreaux 2009]

Boudreaux, Chris. *Online Database of Social Media Policies*.
<http://socialmediagovernance.com/policies.php> (2012).

[Butler 2009]

Butler, J. Michael. *Benchmarking Security Information Event Management (SIEM)*. SANS, February 2009. http://www.sans.org/reading_room/analysts_program/eventMgt_Feb09.pdf

[CISCO 2012]

CISCO. *Supplier Information – US Definitions*.
<http://www.cisco.com/web/about/ac50/ac142/sdbd/definitions.html> (2012).

[Claycomb 2012]

William R. Claycomb and Alex Nicoll. “Insider Threats to Cloud Computing: Directions for New Research Challenges.” *Proceedings of the 2012 IEEE Computer Software and Applications Conference (COMPSAC)*, pp. 387-394. Izmir, Turkey, July 16-20, 2012.

[CSA 2010]

Cloud Security Alliance. *Top Threats to Cloud Computing, Version 1.0*.
<https://cloudsecurityalliance.org/topthreats/csathreats.v1.0.pdf> (2010).

[CSO 2007]

CSO Magazine. *Over-Confidence Is Pervasive Amongst Security Professionals: 2007 E-Crime Watch Survey Shows Security Incidents, Electronic Crimes and Their Impact Steady Versus Last Year*. <http://www.cert.org/archive/pdf/ecrimesummary07.pdf> (2007).

[Deschenaux 2012]

Deschenaux, Joanne. *Maryland Enacts Country’s First Social Media Password Law*. Society for Human Resource Management, 2012.

[DHS 2011]

Department of Homeland Security. *National Cyber Security Awareness Month*.
http://www.dhs.gov/files/programs/gc_1158611596104.shtm (2011).

[GAO 2010]

U.S. Government Accountability Office. *Information Security: Federal Guidance Needed to Address Control Issues with Implementing Cloud Computing* (GAO-10-513). U.S. Government Accountability Office, 2010. <http://www.gao.gov/new.items/d10513.pdf>

[Gezelter 2002]

Gezelter, Robert. Ch. 10, “Mobile Code.” *Computer Security Handbook, 4th Edition*. John Wiley & Sons, Inc., 2002.

[Hamblen 2011]

Hamblen, Matt. *Workers Want to Choose Their Mobile Devices, Survey Finds*.
[https://www.computerworld.com/s/article/9218693/
Workers_want_to_choose_their_mobile_devices_survey_finds](https://www.computerworld.com/s/article/9218693/Workers_want_to_choose_their_mobile_devices_survey_finds) (2011).

[Hanley 2011a]

Hanley, Michael; Dean, Tyler; Schroeder, Will; Houy, Matt; Trzeciak, Randall F.; & Montelibano, Joji. *An Analysis of Technical Observations in Insider Theft of Intellectual Property Cases* (CMU/SEI-2011-TN-006). Software Engineering Institute, Carnegie Mellon University, 2011. <http://www.sei.cmu.edu/library/abstracts/reports/11tn006.cfm>

[Hanley 2011b]

Hanley, Michael & Montelibano, Joji. *Insider Threat Control: Using Centralized Logging to Detect Data Exfiltration Near Insider Termination* (CMU/SEI-2011-TN-024). Software Engineering Institute, Carnegie Mellon University, 2011.
<http://www.sei.cmu.edu/library/abstracts/reports/11tn024.cfm>

[Hurlburt 2011]

Hurlburt, G.; Voas, J.; & Miller, K. W. "Mobile-App Addiction: Threat to Security?" *IT Professional* 13, 6 (January-February 2011): 9-11.
<http://ieeexplore.ieee.org/stamp/stamp.jsp?tp=&arnumber=6096589>

[Infosecurity 2010]

Infosecurity. "Air Force's Banning of Thumb Drives Temporary Solution to WikiLeaks," *Infosecurity* (online, December 17, 2010). [http://www.infosecurity-magazine.com/
view/14762/air-forces-banning-of-thumb-drives-temporary-solution-to-wikileaks/](http://www.infosecurity-magazine.com/view/14762/air-forces-banning-of-thumb-drives-temporary-solution-to-wikileaks/)

[Johnson 2009]

Johnson, David J.; Takacs, Nicholas; & Hadley, Jennifer. Ch. 36.6, "Securing Stored Data." *Computer Security Handbook*, 5th ed. John Wiley & Sons, Inc., 2009.

[Mell 2011]

Mell, Peter & Grance, Timothy. *The NIST Definition of Cloud Computing* (SP 800-145, Draft). National Institute of Standards and Technology, 2011.

[Lew 2011]

Lew, Jacob J. *Initial Assessments of Safeguarding and Counterintelligence Postures for Classified National Security Information in Automated Systems* (M-11-08). Executive Office of the President, Office of Management and Budget, 2011.
<http://www.whitehouse.gov/sites/default/files/omb/memoranda/2011/m11-08.pdf>

[NIST 2009]

National Institute of Standards and Technology. *Recommended Security Controls for Federal Information Systems and Organizations* (NIST SP 800-53, Rev. 3). National Institute of Standards and Technology, 2009. [http://csrc.nist.gov/publications/nistpubs/800-53-Rev3/
sp800-53-rev3-final.pdf](http://csrc.nist.gov/publications/nistpubs/800-53-Rev3/sp800-53-rev3-final.pdf)

[NIST 2010a]

National Institute of Standards and Technology. *Guide for Applying the Risk Management Framework to Federal Information Systems* (NIST SP 800-37, Rev. 1). National Institute of Standards and Technology, 2010. <http://csrc.nist.gov/publications/nistpubs/800-37-rev1/sp800-37-rev1-final.pdf>

[NIST 2010b]

National Institute of Standards and Technology. *Recommended Security Controls for Federal Information Systems and Organizations* (NIST SP 800-53A, Rev. 1). National Institute of Standards and Technology, 2010. <http://csrc.nist.gov/publications/nistpubs/800-53A-rev1/sp800-53A-rev1-final.pdf>

[NIST 2012]

National Institute of Standards and Technology. *Risk Management Framework (RMF) Overview*. National Institute of Standards and Technology, Computer Security Division, Computer Security Resource Center, 2012. <http://csrc.nist.gov/groups/SMA/fisma/framework.html>

[Obama 2011]

Obama, Barack. *Executive Order 13587 -- Structural Reforms to Improve the Security of Classified Networks and the Responsible Sharing and Safeguarding of Classified Information*. The White House, Office of the Press Secretary. <http://www.whitehouse.gov/the-press-office/2011/10/07/executive-order-13587-structural-reforms-improve-security-classified-net>

[Ponemon 2011]

Ponemon Institute, LLC. *Security of Cloud Computing Providers Study*. Ponemon Institute, LLC, 2011. <http://www.ca.com/~media/Files/IndustryResearch/security-of-cloud-computing-providers-final-april-2011.pdf>

[Purcell 2012]

Purcell, Anne. *Report of the Acting General Counsel Concerning Social Media Cases* (OM 12-59). Office of the General Counsel, 2012. <http://mynlrb.nlr.gov/link/document.aspx/09031d4580a375cd>

[Raman 2009]

Raman, Karthik, et al. Ch. 19, "Social Engineering and Low-Tech Attacks." *Computer Security Handbook, 5th ed.* John Wiley & Sons, Inc., 2009.

[SEI 2011]

Software Engineering Institute. *2011 CyberSecurity Watch Survey*. Software Engineering Institute, Carnegie Mellon University, 2011. <http://www.cert.org/archive/pdf/CyberSecuritySurvey2011Data.pdf>

[Shin 2011]

Shin, Dongwan; Akkan, Hakan; Claycomb, William; & Kim, Kwanjoong. "Toward Role-Based Provisioning And Access Control for Infrastructure as a Service (IaaS)." *Journal of Internet Services and Application* 2, 3 (Dec. 2011): 243-255.

[Shin 2012]

Shin, Dongwan; Wang, Ying; & Claycomb, William. "A Policy-Based Decentralized Authorization Management Framework for Cloud Computing." *Proceedings of the 27th Annual ACM Symposium on Applied Computing*. Riva del Garda (Trento), Italy, March 26-30, 2012. ACM, 2012.

[Tillman 1987]

Tillman, Robert. *Prevalence and Incidence of Arrest Among Adult Males in California* (NCJ 105431). National Institute of Justice Reference Service, 1987.
<https://www.ncjrs.gov/App/publications/Abstract.aspx?id=105431>

[Waterman 2010]

Waterman, Shaun. "Fictitious Femme Fatale Fooled Cybersecurity." *Washington Times*, July 18, 2010. <http://www.washingtontimes.com/news/2010/jul/18/fictitious-femme-fatale-fooled-cybersecurity/?page=1>

[Zetter 2008]

Zetter, Kim. *Palin E-Mail Hacker Says It Was Easy*. *Wired*, September 18, 2008.
<http://www.wired.com/threatlevel/2008/09/palin-e-mail-ha/>

REPORT DOCUMENTATION PAGE			<i>Form Approved</i> <i>OMB No. 0704-0188</i>	
Public reporting burden for this collection of information is estimated to average 1 hour per response, including the time for reviewing instructions, searching existing data sources, gathering and maintaining the data needed, and completing and reviewing the collection of information. Send comments regarding this burden estimate or any other aspect of this collection of information, including suggestions for reducing this burden, to Washington Headquarters Services, Directorate for Information Operations and Reports, 1215 Jefferson Davis Highway, Suite 1204, Arlington, VA 22202-4302, and to the Office of Management and Budget, Paperwork Reduction Project (0704-0188), Washington, DC 20503.				
1. AGENCY USE ONLY (Leave Blank)	2. REPORT DATE December 2012	3. REPORT TYPE AND DATES COVERED Final		
4. TITLE AND SUBTITLE Common Sense Guide to Mitigating Insider Threats 4 th Edition		5. FUNDING NUMBERS FA8721-05-C-0003		
6. AUTHOR(S) George Silowash, Dawn Cappelli, Andrew Moore, Randall Trzeciak, Timothy J. Shimeall, Lori Flynn				
7. PERFORMING ORGANIZATION NAME(S) AND ADDRESS(ES) Software Engineering Institute Carnegie Mellon University Pittsburgh, PA 15213			8. PERFORMING ORGANIZATION REPORT NUMBER CMU/SEI-2012-TR-012	
9. SPONSORING/MONITORING AGENCY NAME(S) AND ADDRESS(ES) AFLCMC/PZE/Hanscom Enterprise Acquisition Division 20 Schilling Circle Building 1305 Hanscom AFB, MA 01731-2116			10. SPONSORING/MONITORING AGENCY REPORT NUMBER n/a	
11. SUPPLEMENTARY NOTES				
12A DISTRIBUTION/AVAILABILITY STATEMENT Unclassified/Unlimited, DTIC, NTIS			12B DISTRIBUTION CODE	
13. ABSTRACT (MAXIMUM 200 WORDS) This fourth edition of the Common Sense Guide to Mitigating Insider Threats provides the most current recommendations of the CERT® Program (part of Carnegie Mellon University's Software Engineering Institute), based on an expanded database of more than 700 insider threat cases and continued research and analysis. It introduces the topic of insider threats, explains its intended audience and how this guide differs from previous editions, defines insider threats, and outlines current patterns and trends. The guide then describes 19 practices that organizations should implement across the enterprise to prevent and detect insider threats, as well as case studies of organizations that failed to do so. Each practice includes features new to this edition: challenges to implementation, quick wins and high-impact solutions for small and large organizations, and relevant security standards. This edition also focuses on six groups within an organization—human resources, legal, physical security, data owners, information technology, and software engineering—and maps the relevant groups to each practice. The appendices provide a revised list of information security best practices, a new mapping of the guide's practices to established security standards, a new breakdown of the practices by organizational group, and new checklists of activities for each practice.				
14. SUBJECT TERMS insider threat, information security, behavioral modeling, security controls, security metrics, security standards, sabotage, theft of intellectual property, fraud			15. NUMBER OF PAGES 144	
16. PRICE CODE				
17. SECURITY CLASSIFICATION OF REPORT Unclassified	18. SECURITY CLASSIFICATION OF THIS PAGE Unclassified	19. SECURITY CLASSIFICATION OF ABSTRACT Unclassified	20. LIMITATION OF ABSTRACT UL	