

# A homotopy method based on WENO schemes for solving steady state problems of hyperbolic conservation laws

Wenrui Hao\*    Jonathan D. Hauenstein†    Chi-Wang Shu‡  
Andrew J. Sommese§    Zhiliang Xu¶    Yong-Tao Zhang||

September 3, 2012

## Abstract

Homotopy continuation is an efficient tool for solving polynomial systems. Its efficiency relies on utilizing adaptive stepsize and adaptive precision path tracking, and endgames. In this article, we apply homotopy continuation to solve steady state problems of hyperbolic conservation laws. The algorithm is based on discretization of the hyperbolic PDEs by a third order finite difference weighted essentially non-oscillatory (WENO) scheme with Lax-Friedrichs flux splitting. This new approach is free of CFL condition constraint. Extensive numerical examples in both scalar and system test problems in one and two dimensions demonstrate the efficiency and robustness of the new method.

**Keywords** homotopy continuation, hyperbolic conservation laws, WENO scheme, steady state problems.

---

\*Department of Applied and Computational Mathematics and Statistics, University of Notre Dame, Notre Dame, IN 46556 (whao@nd.edu, www.nd.edu/~whao). This author was supported by the Duncan Chair of the University of Notre Dame.

†Department of Mathematics, North Carolina State University, Raleigh, NC 27695 (hauenstein@ncsu.edu, www4.ncsu.edu/~jdhausens). This author was partially supported by NSF grant DMS-1114336.

‡Division of Applied Mathematics, Brown University, Providence, RI 02912 (shu@dam.brown.edu, http://www.dam.brown.edu/people/shu/). The research of this author is supported by NSF grant DMS-1112700 and ARO grant W911NF-11-1-0091

§Department of Applied and Computational Mathematics and Statistics, University of Notre Dame, Notre Dame, IN 46556 (sommese@nd.edu, www.nd.edu/~sommese). This author was supported by the Duncan Chair of the University of Notre Dame.

¶Department of Applied and Computational Mathematics and Statistics, University of Notre Dame, Notre Dame, IN 46556 (z xu2@nd.edu, www.nd.edu/~z xu2).

||Department of Applied and Computational Mathematics and Statistics, University of Notre Dame, Notre Dame, IN 46556 (yzhang10@nd.edu, www.nd.edu/~yzhang10).

# Report Documentation Page

Form Approved  
OMB No. 0704-0188

Public reporting burden for the collection of information is estimated to average 1 hour per response, including the time for reviewing instructions, searching existing data sources, gathering and maintaining the data needed, and completing and reviewing the collection of information. Send comments regarding this burden estimate or any other aspect of this collection of information, including suggestions for reducing this burden, to Washington Headquarters Services, Directorate for Information Operations and Reports, 1215 Jefferson Davis Highway, Suite 1204, Arlington VA 22202-4302. Respondents should be aware that notwithstanding any other provision of law, no person shall be subject to a penalty for failing to comply with a collection of information if it does not display a currently valid OMB control number.

1. REPORT DATE <b>03 SEP 2012</b>		2. REPORT TYPE		3. DATES COVERED <b>00-00-2012 to 00-00-2012</b>	
4. TITLE AND SUBTITLE <b>A homotopy method based on WENO schemes for solving steady state problems of hyperbolic conservation laws</b>				5a. CONTRACT NUMBER	
				5b. GRANT NUMBER	
				5c. PROGRAM ELEMENT NUMBER	
6. AUTHOR(S)				5d. PROJECT NUMBER	
				5e. TASK NUMBER	
				5f. WORK UNIT NUMBER	
7. PERFORMING ORGANIZATION NAME(S) AND ADDRESS(ES) <b>Brown University ,Division of Applied Mathematics,Providence,RI,02912</b>				8. PERFORMING ORGANIZATION REPORT NUMBER	
9. SPONSORING/MONITORING AGENCY NAME(S) AND ADDRESS(ES)				10. SPONSOR/MONITOR'S ACRONYM(S)	
				11. SPONSOR/MONITOR'S REPORT NUMBER(S)	
12. DISTRIBUTION/AVAILABILITY STATEMENT <b>Approved for public release; distribution unlimited</b>					
13. SUPPLEMENTARY NOTES					
14. ABSTRACT <b>Homotopy continuation is an efficient tool for solving polynomial systems. Its efficiency relies on utilizing adaptive stepsize and adaptive precision path tracking, and endgames. In this article, we apply homotopy continuation to solve steady state problems of hyperbolic conservation laws. The algorithm is based on discretization of the hyperbolic PDEs by a third order finite difference weighted essentially non-oscillatory (WENO) scheme with Lax-Friedrichs flux splitting. This new approach is free of CFL condition constraint. Extensive numerical examples in both scalar and system test problems in one and two dimensions demonstrate the efficiency and robustness of the new method.</b>					
15. SUBJECT TERMS					
16. SECURITY CLASSIFICATION OF:			17. LIMITATION OF ABSTRACT	18. NUMBER OF PAGES	19a. NAME OF RESPONSIBLE PERSON
a. REPORT <b>unclassified</b>	b. ABSTRACT <b>unclassified</b>	c. THIS PAGE <b>unclassified</b>			

# 1 Introduction

Numerical simulation of hyperbolic conservation laws has been a major research and application area of computational mathematics in the last few decades. Weighted essentially non-oscillatory (WENO) finite difference/volume schemes are a popular class of high order numerical methods for solving hyperbolic partial differential equations. They have the advantage of attaining uniform high order accuracy in smooth regions of the solution while maintaining sharp and essentially monotone transitions of discontinuities. The first WENO scheme was constructed in [16] for a third order accurate finite volume version. In [14], third and fifth order finite difference WENO schemes in multi-space dimensions were constructed, with a general framework for the design of the smoothness indicators and nonlinear weights. Later they were executed on unstructured meshes for dealing with complex on structured grids with geometric domains [9, 28]. For steady state problems of hyperbolic conservation laws, efficiently solving the large nonlinear system derived from the WENO discretization is still a challenging problem. A high order residual distribution conservative finite difference scheme for solving the steady state problems was proposed in [4]. Later, [27] introduced a new smoothness indicator, which removed the slight post-shock oscillations and improved the convergence. A Newton-iteration method was adopted to solve the steady two dimensional Euler equations [10, 11, 13]. The matrix-free Squared Preconditioning is applied to a Newton iteration nonlinearly preconditioned by means of the flow solver in [12].

Discretizing many systems of nonlinear differential equations produce sparse polynomial systems. Numerical algorithms based on techniques arising in algebraic geometry, collectively called *numerical algebraic geometry*, have been developed to solve polynomial systems. Over the last decade, numerical algebraic geometry (see [15, 22, 25] for some background), which grew out of continuation methods for finding all isolated solutions of systems of nonlinear multivariate polynomials, has reached a high level of sophistication. Even though the polynomial systems that arise by discretizing differential equation system are many orders of magnitude larger than the polynomial systems that the algorithms of numerical algebraic geometry have been applied to, these algorithms can still be used efficiently to investigate such polynomial systems.

The major tool in numerical algebraic geometry is homotopy continuation. For a given system of polynomial equations to be solved, a homotopy between the given system and a new system (which is easier to solve and share many features with the former system) can be constructed (see §3 for a detailed description of this method in this context). Then, one tracks paths starting from each solution of the new system as one moves towards the original system along the homotopy obtaining solutions of the original system. The homotopy method computes all the complex (which obviously include real) solutions of a system which is known to have only isolated solutions. In this paper, we utilize homotopy continuation method to compute steady states of hyperbolic systems and demonstrate that this new approach is good to handle singular systems and can be used to find the multiple steady states. The numerical experiments show

that the homotopy method is competitive with the Newton methods [10, 11, 13] and is faster than the classical time marching methods.

The organization of the article is as follows. We propose a numerical algorithm based on homotopy continuation in §2. In §3, we describe homotopy continuation and endgames. Extensive numerical simulation results are contained in §4 for one and two-dimensional scalar and system steady state problems to demonstrate the behavior of our scheme. We conclude in §5.

## 2 Numerical methods

In this article, we solve both one-dimensional and two-dimensional steady state hyperbolic conservation laws. We use a third-order accurate finite difference WENO schemes with Lax-Friedrichs flux splitting to discretize the PDEs. The advantage of using finite difference WENO scheme is that we can perform the WENO reconstructions in a dimension-by-dimension manner, to achieve better efficiency compared with than a finite volume WENO scheme [14]. We will describe the imposed scheme for solving one-dimensional problems. For multi-dimensional problems, we simply adopt the dimension-by-dimension splitting approach.

Consider the following one-dimensional hyperbolic conservation laws

$$u_t + (f(u))_x = g(u, x).$$

Setting  $u_t$  to zero, the steady state problem becomes

$$(f(u))_x - g(u, x) = 0.$$

For an initial condition  $u^0$ , we introduce the homotopy

$$H(u, \epsilon) = ((f(u))_x - g(u, x) - \epsilon u_{xx})(1 - \epsilon) + \epsilon(u - u^0) \equiv 0, \quad (2.1)$$

where  $\epsilon$  is a parameter between 0 and 1. In particular, when  $\epsilon = 1$ , the initial condition automatically satisfies (2.1) and, when  $\epsilon = 0$ , (2.1) becomes the steady state problem.

To compute using (2.1), we discretize using the uniform grid  $\{x_i\}_{i=0, \dots, N}$  with corresponding grid function  $\{u_i\}_{i=0, \dots, N}$ . The finite difference scheme with Lax-Friedrichs flux for (2.1) becomes

$$H(\mathbf{u}, \epsilon) = \left( \frac{\hat{f}_{i+1/2} - \hat{f}_{i-1/2}}{h} - g(u_i, x_i) - \epsilon \frac{u_{i+1} + u_{i-1} - 2u_i}{h^2} \right) (1 - \epsilon) + \epsilon(u_i - u^0) \equiv 0 \quad (2.2)$$

where  $\mathbf{u} = (u_0, \dots, u_N)^T$  and  $h$  is the uniform stepsize in the grid. Here, the derivative  $f(u)_x$  at  $x_i$  is approximated by a conservative flux difference

$$f(u)_x \Big|_{x=x_i} \approx \frac{1}{h} \left( \hat{f}_{i+1/2} - \hat{f}_{i-1/2} \right), \quad (2.3)$$

where, for the third order WENO scheme, the numerical flux  $\widehat{f}_{i+1/2}$  depends on the three-point values  $f(u_l)$ ,  $l = i-1, i, i+1$ , when the wind is positive (i.e., when  $f'(u) \geq 0$  for the scalar case, or when the corresponding eigenvalue is positive for the system case with a local characteristic decomposition). This numerical flux  $\widehat{f}_{i+1/2}$  is written as a convex combination of two second order numerical fluxes based on two different substencils of two points each, and the combination coefficients depend on a “smoothness indicator” measuring the smoothness of the solution in each substencil. The detailed formulae is

$$\widehat{f}_{i+1/2} = w_0 \left[ \frac{1}{2}f(u_i) + \frac{1}{2}f(u_{i+1}) \right] + w_1 \left[ -\frac{1}{2}f(u_{i-1}) + \frac{3}{2}f(u_i) \right], \quad (2.4)$$

where

$$w_r = \frac{\alpha_r}{\alpha_1 + \alpha_2}, \quad \alpha_r = \frac{d_r}{(\tilde{\epsilon} + \beta_r)^2}, \quad r = 0, 1. \quad (2.5)$$

The numbers  $d_0 = 2/3$  and  $d_1 = 1/3$  are called the “linear weights” while  $\beta_0 = (f(u_{i+1}) - f(u_i))^2$  and  $\beta_1 = (f(u_i) - f(u_{i-1}))^2$  are called the “smoothness indicators.” The small positive number  $\tilde{\epsilon}$  is chosen to avoid the denominator to be 0. We take  $\tilde{\epsilon} = 10^{-6}$  in this article.

When the wind is negative (i.e., when  $f'(u) < 0$ ), a right-biased stencil with numerical values  $f(u_i)$ ,  $f(u_{i+1})$ , and  $f(u_{i+2})$  are used to construct a third order WENO approximation to the numerical flux  $\widehat{f}_{i+1/2}$ . The formulae for negative and positive wind cases are symmetric with respect to the point  $x_{i+1/2}$ . For the general case of  $f(u)$ , we perform the “Lax-Friedrichs flux splitting”

$$f^+(u) = \frac{1}{2}(f(u) + \alpha u), \quad f^-(u) = \frac{1}{2}(f(u) - \alpha u), \quad (2.6)$$

where  $\alpha = \max_u |f'(u)|$ . The positive wind part is  $f^+(u)$  while  $f^-(u)$  is the negative wind part. Corresponding WENO approximations are applied to find numerical fluxes  $\widehat{f}_{i+1/2}^+$  and  $\widehat{f}_{i+1/2}^-$  respectively. See [14, 20, 21] for more details.

We utilize homotopy continuation for the homotopy  $H(\mathbf{u}, \epsilon)$  to track the solution starting at the initial condition as  $\epsilon$  decreases from 1 to 0 to obtain a steady state solution. In order to avoid singularities during the path tracking, we add a random complex number  $\gamma$  into the homotopy function, i.e.,

$$H(\mathbf{u}, \epsilon) = \left( \frac{\widehat{f}_{i+1/2}^+ - \widehat{f}_{i-1/2}^-}{h} - g(u_i, x_i) - \epsilon \frac{u_{i+1} + u_{i-1} - 2u_i}{h^2} \right) (1 - \epsilon) + \gamma \epsilon (u_i - u^0) \equiv 0. \quad (2.7)$$

This remarkable technique of utilizing a randomly chosen complex number  $\gamma$ , called the  $\gamma$ -trick in the literature, makes sure that there are no singularities or bifurcations along the path. This  $\gamma$ -trick is an illustration of the use of so-called probability-one methods [22]. *The significant advantage of homotopy method to compute steady state solutions is free of Courant-Friedrichs-Lewy (CFL) condition, namely,  $\epsilon$  does not have to take small step size to satisfy the CFL condition.* Thus the convergence of homotopy method is much faster than the time marching method.

We summarize our homotopy continuation approach for computing steady state solutions in the following algorithm and expand upon the steps in the following section.

---

**Algorithm 1:** Homotopy continuation to compute steady state solutions

---

**Input** : The initial condition  $\mathbf{u}^0$  as the solution of  $H(\mathbf{u}, 1)$ ; the maximum step size during the path tracking;  $\epsilon_{end}$ : a number between 0 and 1 which indicates where to start the endgame algorithm.

**Output:** A steady state solution

Set  $\epsilon = 1$

**while**  $\epsilon \geq \epsilon_{end}$  **do**

    set the stepsize  $\Delta\epsilon$  by using adaptive stepsize control algorithm;

    use predict/correct method to compute the solution for  $\epsilon + \Delta\epsilon$ .

**end**

Run the endgame algorithm.

Set the imaginary part of the solution to  $H(\mathbf{u}, 0)$  to zero and refine.

---

### 3 Numerical homotopy tracking

In this section, we outline the numerical method for one of the most powerful tools in numerical algebraic geometry, the so-called homotopy continuation tracking. We give a brief explanation as to the principles and algorithms involved as well as advertise some available software packages.

We consider a general homotopy  $H(\mathbf{u}, t) = 0$ , where  $\mathbf{u}$  is the variable and  $t \in [0, 1]$  is the path tracking parameter. When  $t = 1$ , we assume that we have known solutions to  $H(\mathbf{u}, 1) = 0$ . The known solutions are called start points and the system  $H(\mathbf{u}, 1) = 0$  is called the start system. At  $t = 0$ , we recover the original system that we want to solve, called the target system. The problem of getting the solutions of the target system now reduces to tracking solutions of  $H(\mathbf{u}, t) = 0$  from  $t = 1$  where we know solutions to  $t = 0$ . The numerical method used in path tracking from  $t = 1$  to  $t = 0$  arises from solving the *Dauidenko differential equation*:

$$\frac{dH(\mathbf{u}(t), t)}{dt} = \frac{\partial H(\mathbf{u}(t), t)}{\partial \mathbf{u}} \frac{d\mathbf{u}(t)}{dt} + \frac{\partial H(\mathbf{u}(t), t)}{\partial t} = 0.$$

In particular, path tracking reduces to solving initial value problems numerically with the start points being the initial conditions. Since we also have an equation which vanishes along the path, namely  $H(\mathbf{u}, t) = 0$ , predictor/corrector methods, such as Euler's predictor and Newton's corrector, are used in practice to solve these initial value problems. Additionally, the predictor/corrector methods are combined with adaptive stepsize and adaptive precision algorithms [2, 3] to provide reliability and efficiency.

Even though high-order prediction methods are used in practice, we will focus on Euler's method for simplicity. Both prediction based on Euler's method

and correction based on Newton's method arise from considering the following local model obtained via a Taylor expansion:

$$H(\mathbf{u} + \Delta\mathbf{u}, t + \Delta t) \approx H(\mathbf{u}, t) + \frac{\partial H}{\partial \mathbf{u}}(\mathbf{u}, t)\Delta\mathbf{u} + \frac{\partial H}{\partial t}(\mathbf{u}, t)\Delta t.$$

If we have a solution  $(\mathbf{u}, t)$  on the path, that is,  $H(\mathbf{u}, t) = 0$ , one may predict to a new solution at  $t + \Delta t$  by setting  $H(\mathbf{u} + \Delta\mathbf{u}, t + \Delta t) = 0$  and solving the first-order terms to obtain Euler's method, namely

$$\Delta\mathbf{u} = -\left(\frac{\partial H}{\partial \mathbf{u}}(\mathbf{u}, t)\right)^{-1} \left(H(\mathbf{u}, t) + \frac{\partial H}{\partial t}(\mathbf{u}, t)\Delta t\right). \quad (3.8)$$

On the other hand, if  $H(\mathbf{u}, t)$  is not as small as one would like, one may hold  $t$  constant by setting  $\Delta t = 0$  and solving the first-order terms to obtain Newton's method, namely

$$\Delta\mathbf{u} = -\left(\frac{\partial H}{\partial \mathbf{u}}(\mathbf{u}, t)\right)^{-1} H(\mathbf{u}, t). \quad (3.9)$$

The main concerns for implementing a numerical path tracking algorithm is to decide which predictor/corrector method to employ, how large to take the step  $\Delta t$ , and what precision is needed to provide reliable computation. See [3, 22] for more details regarding the construction and implementation of a path tracking algorithm.

The basic idea for a path tracking algorithm is as follows. If the initial prediction is not adequate, the corrector fails and the algorithm responds by shortening the stepsize to try again. For a small enough step and a high enough precision, the prediction/correction cycle must succeed and the tracker advances along the path. Moreover, for too large a stepsize, the predicted point can be far enough from the path that the rules set the precision too high that the algorithm fails before a decrease in stepsize is considered. So we employ adaptive path tracker [2, 3] that adaptively changes the stepsize and precision simultaneously. This adaptive path tracker increases the security of adaptive precision path tracking while simultaneously reducing the computational cost.

We shall not discuss the actual path tracking algorithms further, but it is important to mention that these algorithms are designed to handle almost all apparent difficulties such as tracking to singular endpoints. When the endpoint of a solution path is singular, there are several approaches that can improve the accuracy of its estimate. All the singular endgames [17, 18, 19] are based on the fact that the homotopy continuation path  $\mathbf{u}(t)$  approaching a solution of  $H(\mathbf{u}, t) = 0$  as  $t \rightarrow 0$  lies on a complex algebraic curve containing  $(\mathbf{u}, 0)$ . For a singular endpoint, Newton's method applied to solve  $H(\mathbf{u}, 0)$  is no longer satisfactory since it loses its quadratic convergence or even diverges. The problem of slow convergence would be expected since the prediction along the incoming path may give a poor initial guess. Therefore, we need a different strategy than nonsingular endpoints to deal with singular solutions, which are called *endgame algorithms*.

All singular endgames estimate the endpoint at  $t = 0$  by building a local model of the path inside a small neighborhood containing  $t = 0$ . First, due to slowly approaching singular solutions, the endgames sample the path as close as possible to  $t = 0$ . The simplest endgame approach is to simply track the path as close to  $t = 0$  as possible using extended precision to attempt obtaining the same accuracy as a nonsingular solution. The Cauchy integral endgame [17] is based on the use of the Cauchy Integral Theorem to estimate the solution of  $H(\mathbf{u}, 0) = 0$ . The Cauchy Integral Theorem states that

$$\mathbf{u}(0) = \frac{1}{2\pi c} \int_0^{2\pi c} u\left(Re^{\sqrt{-1}\theta}\right) d\theta,$$

where  $c$  is the winding number. Because of periodicity, the trapezoid method is an excellent scheme used to evaluate this integral which yields an estimate of  $\mathbf{u}(0)$  with error of the same magnitude as the error with which we know the sample values  $\mathbf{u}\left(Re^{\sqrt{-1}\theta}\right)$ .

In summary, the numerical strategy of the Cauchy endgame is to first track  $\mathbf{u}(t)$  until  $t = R$  for some  $R \in (0, 1)$ . We then track  $\mathbf{u}\left(Re^{\sqrt{-1}\theta}\right)$  as  $\theta$  varies, to both determine the winding number  $c$  and to collect samples around this circular path. There are several good ways to determine  $c$ , with one obvious option being to directly measure the winding number by tracking a circular path,  $t = Re^{\sqrt{-1}\theta}$  until the path closes up at  $\theta = 2\pi c$  with  $c$  a positive number, namely, with  $\mathbf{u}\left(Re^{2\pi c\sqrt{-1}}\right) = \mathbf{u}(R)$ .

We refer to [17, 18, 19, 22] for more on endgame methods such as the power-series method and the clustering or trace method. Many of these endgames are implemented in several sophisticated numerical packages well-equipped with path trackers such as Bertini [1], PHCpack [24], and HOMPACK [26]. Their binaries are all available as freeware from their respective research groups.

## 4 Numerical results

In this section, we provide numerical experimental results to demonstrate the behavior of the homotopy method. In some examples, we compare this method with the classical time marching method, which uses the third order Runge-Kutta method. All the examples are run on a Xeon 5410 processor running 64-bit Linux.

### 4.1 One-dimensional scalar problems

#### 4.1.1 Example 1

Consider the steady state solutions of the Burgers equation with a source term

$$u_t + \left(\frac{u^2}{2}\right)_x = \sin(x)\cos(x), \quad x \in [0, \pi]$$



with initial condition  $u(x, 0) = \beta \sin(x)$  and boundary condition  $u(0, t) = u(\pi, t) = 0$ . This problem was studied in [23] as an example of a problem with a unique steady state for a given initial condition. The steady state solution to this problem depends upon the value of  $\beta$ : a shock forms within the domain if  $\beta \in [-1, 1]$ ; otherwise, the steady state solution is smooth. In particular,

$$u(x, \infty) = \begin{cases} \sin(x) & x < x_s \\ -\sin(x) & x > x_s \end{cases}, \quad (4.10)$$

where  $x_s$ , the ‘‘shock’’ location, is  $\pi - \sin^{-1}(\sqrt{1 - \beta^2})$ .

In order to test the order of accuracy to a smooth steady state solution, we take  $\beta = 2$  yielding  $u(x, \infty) = \sin x$ . We use our homotopy method with the Lax-Friedrichs WENO3 fluxes, and present the numerical results in Table 1. The convergence to third order accuracy of  $L^1$  and  $L^\infty$  error is clearly observed from these data.

Table 1: Errors and numerical orders of accuracy of WENO3 scheme for Example 4.1.1 with  $N$  points

$N$	$L^1$ error	Order	$L^\infty$ error	Order	computing time	
					homotopy	time marching
20	3.68e-2	–	1.55e-2	–	2.87s	10.14s
40	7.49e-3	2.30	4.38e-2	1.83	6.28s	24.69s
80	1.21e-3	2.63	9.12e-3	2.26	9.01s	30.12s
160	1.71e-4	2.82	1.60e-3	2.51	20.03s	59.10s
320	2.18e-5	2.97	2.24e-4	2.84	49.28s	134.23s
640	2.76e-6	2.98	2.90e-5	2.95	189.14s	342.49s

#### 4.1.2 Example 2

We consider the same problem as in Example 4.1.1, but take  $\beta = 0.5$  in the initial condition. As mentioned in the previous example, a shock will form within the domain, which separates branches of the steady state. For this value of  $\beta$ , the shock is located at 2.0944. Figure 1 displays the numerical solution for different values of  $\epsilon$ . Additionally, we verify that the numerical shock is at the correct location and is resolved well for  $\epsilon = 0$ .

The convergence of the solutions with respect to  $\epsilon$  for various  $\beta$  is plotted in Figure 2. Here  $\mathbf{u}(x, \epsilon)$  is the solution of homotopy function  $H(\mathbf{u}, \epsilon)$  in (2.2). In this case, a sequence  $\mathbf{u}(x, \epsilon_n)$  converges to  $\mathbf{u}(x, 0)$ . In Figure 2,  $\|\mathbf{u}(x, \epsilon) - \mathbf{u}(x, 0)\|$  is the  $L^2$  norm of the difference of  $\mathbf{u}(x, \epsilon)$  and  $\mathbf{u}(x, 0)$ . The step size of  $\epsilon$  is determined by the adaptive path tracking method. In summary, this shows that the homotopy method converges to the steady states in roughly 10 to 20 steps.

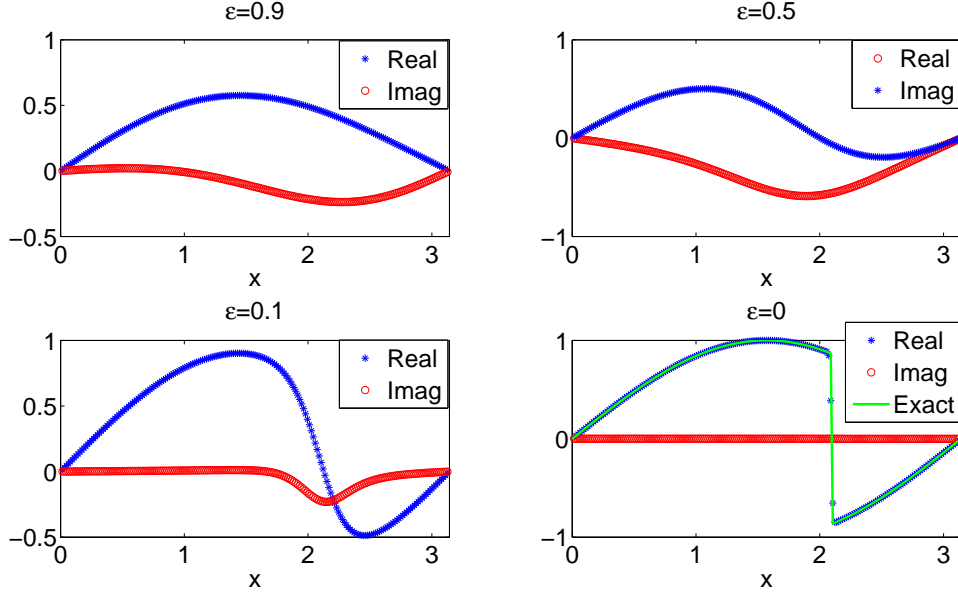


Figure 1: The real part and imaginary part of numerical solution along path tracking from  $\epsilon = 1$  to 0 with 200 grid points. For  $\epsilon = 0$ , the real part of numerical solution (stars) is compared with the exact solution (solid line), while the imaginary part goes to 0.

### 4.1.3 Example 3

We consider the steady state solutions of the Burgers equation with a different source term, namely

$$u_t + \left(\frac{u^2}{2}\right)_x = -\pi \cos(\pi x)u, \quad x \in [0, 1]$$

with the boundary conditions  $u(0, t) = 1$  and  $u(1, t) = -0.1$ , and initial condition

$$u(x, 0) = \begin{cases} 1 & x < 0.5 \\ -0.1 & x \geq 0.5 \end{cases}. \quad (4.11)$$

This problem has two steady state solutions with shocks, namely

$$u(x, \infty) = \begin{cases} 1 - \sin(\pi x) & x < x_s \\ -0.1 - \sin(\pi x) & x \geq x_s \end{cases}, \quad (4.12)$$

with  $x_s = 0.1486$  for one and  $x_s = 0.8514$  for the other.

Both solutions satisfy the Rankine-Hugoniot jump condition and the entropy conditions, but only the one with the shock at 0.1486 is stable for small perturbation. This problem was studied in [5] as an example of multiple steady states

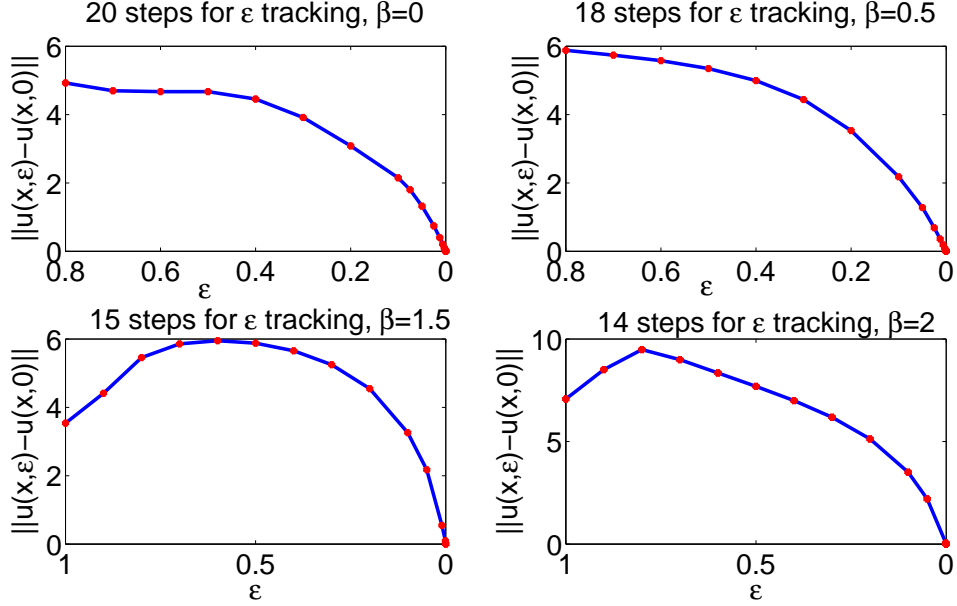


Figure 2: The convergence of solutions with respect to  $\epsilon$  for different  $\beta$  with 100 grid points. The maximum stepsize is  $1/10$ .

for one-dimensional transonic flows. The classical method [4] shows that the numerical solution converges to the stable one when starting with a reasonable perturbation of the stable steady state.

However, with some minor modifications, our homotopy method can find all the steady state solutions when  $\epsilon$  approaches zero. To accomplish this, we first compute all solutions of the polynomial system (2.2) for  $\epsilon = 0.1$  using bootstrapping method [6]. Table 2 shows the number of complex solutions at  $\epsilon = 0.1$  and the real solutions produced at  $\epsilon = 0$ . This table clearly demonstrates that there are 2 steady states, which are displayed in Figure 3. Both solutions satisfy the Rankine-Hugoniot jump condition and the entropy conditions, but only the one with the shock at 0.1486 is stable by giving a small perturbation, which can test stabilities of steady state solutions [7, 8].

## 4.2 One-dimensional systems

### 4.2.1 Example 4

We next consider the steady state solutions to the one-dimensional shallow water equation

$$\begin{pmatrix} h \\ hu \end{pmatrix}_t + \begin{pmatrix} hu \\ hu^2 + \frac{1}{2}gh^2 \end{pmatrix}_x = \begin{pmatrix} 0 \\ -ghb_x \end{pmatrix}, \quad (4.13)$$

Table 2: Number of solutions for example 4.1.3

# of grid points	# of complex solutions for $\epsilon = 0.1$	# of real solutions for $\epsilon = 0$
10	256	32
20	169	20
40	34	6
80	20	3
160	2	2
320	2	2

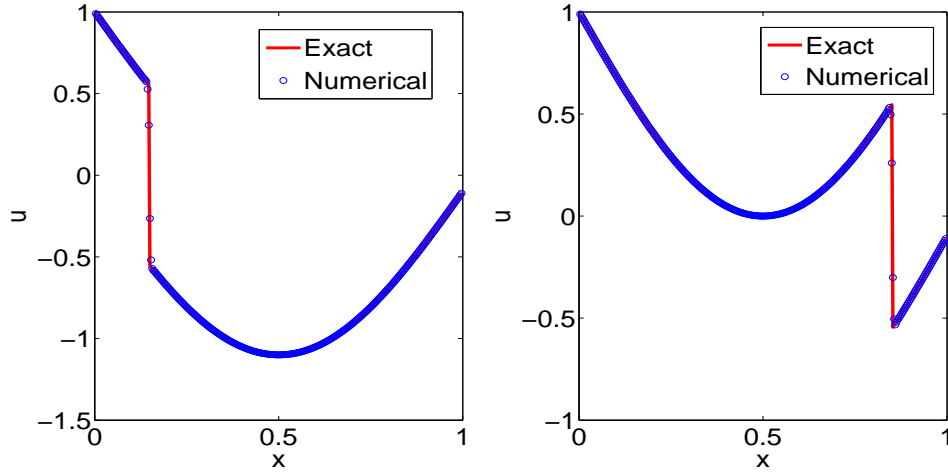


Figure 3: Steady state solutions for Example 4.1.3: the one on the left is stable while the one on the right is unstable.

where  $h$  denotes the water height,  $u$  is the velocity of the fluid,  $b(x)$  represents the bottom topography, and  $g$  is the gravitational constant.

We consider the smooth bottom topography given by

$$b(x) = 5e^{-\frac{2}{5}(x-5)^2}, \quad x \in [0, 10].$$

The initial condition we consider is the stationary solution

$$h + b = 10, \quad hu = 0$$

with the exact steady state solution imposed by the boundary condition. By starting from a stationary initial condition, which itself is a steady state solution, we can check the order of accuracy. In particular, we tested our method using the third order WENO scheme with the numerical results displayed in Table 3.

This clearly shows the third order of accuracy of both  $L^1$  and  $L^\infty$  error. The convergence of the solutions is presented in Figure 4.

Table 3: Errors and numerical orders of accuracy for the water height  $h$  using the homotopy method with WENO3 scheme for Example 4.2.1 with  $N$  points

$N$	$L^1$ error	Order	$L^\infty$ error	Order
20	2.23e-1	–	4.28e-1	–
40	4.42e-2	2.23	5.81e-2	2.88
80	6.18e-3	2.84	8.04e-3	2.85
160	8.16e-4	2.92	9.12e-3	3.14
320	1.05e-4	2.95	1.15e-3	2.99
640	1.29e-5	3.02	1.45e-4	2.98

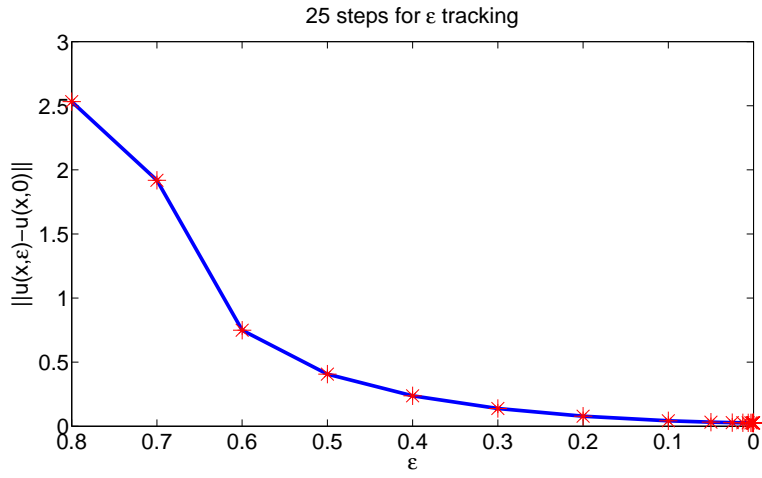


Figure 4: The convergence of solutions with respect to  $\epsilon$  with 100 grid points for example 4.2.1. The maximum stepsize is  $1/10$ .

#### 4.2.2 Example 4

We next test our scheme on the steady state solution of the one-dimensional nozzle flow problem

$$\begin{pmatrix} \rho \\ \rho u \\ E \end{pmatrix}_t + \begin{pmatrix} \rho u \\ \rho u^2 + p \\ u(E + p) \end{pmatrix}_x = -\frac{a'(x)}{a(x)} \begin{pmatrix} \rho u \\ \rho^2 u \\ u(E + p) \end{pmatrix}, \quad (4.14)$$

where  $\rho$  denotes the density,  $u$  is the velocity of the fluid,  $E$  is the total energy,  $\gamma$  is the gas constant, which is taken as 1.4,  $p = (\gamma - 1)(E - \frac{1}{2}\rho u^2)$  is the pressure, and  $a(x)$  represents the area of the cross-section of the nozzle. We follow the setup of [4]: starting with an isentropic initial condition having a shock at  $x = 0.5$ . The mach number is linearly distributed before and after the shock with the area of the cross-section,  $a(x)$ , determined by a function of mach number (see [4] for details).

In Figure 5, the numerical solution computed by our homotopy method using the third order WENO scheme is compared with the exact solution. One can clearly see that the shock is resolved well. We also analyze the convergence speed by displaying the numerical solutions and the history of residues in Figure 6. In particular, this shows that homotopy method approaches the exact solution in only 27 steps.

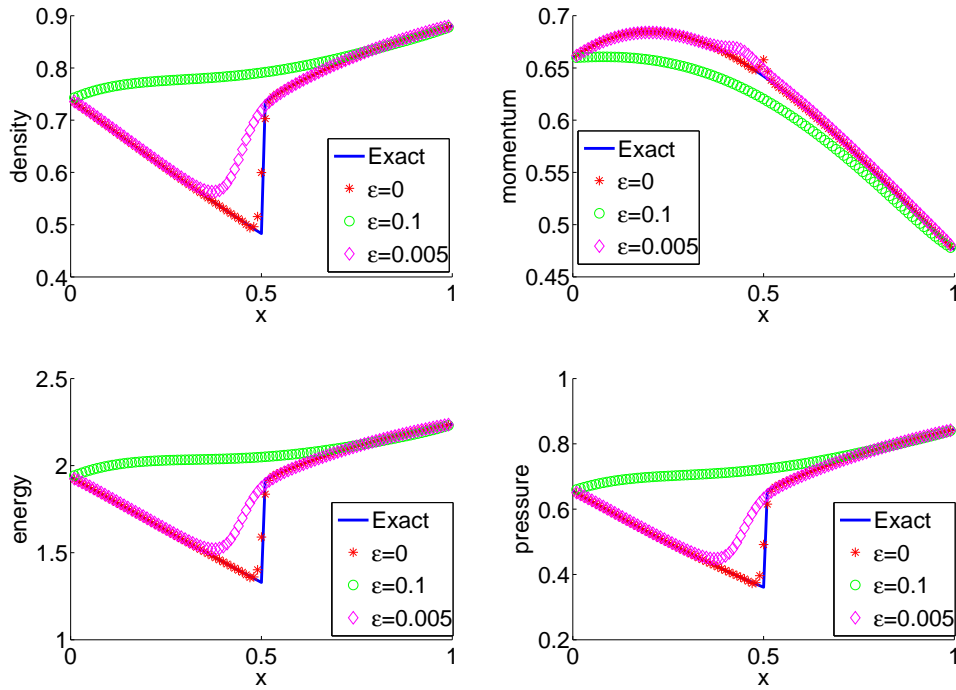


Figure 5: Nozzle flow problem with 100 grid points. The numerical solutions correspond to  $\epsilon = 0.1, 0.005,$  and  $0,$  respectively.

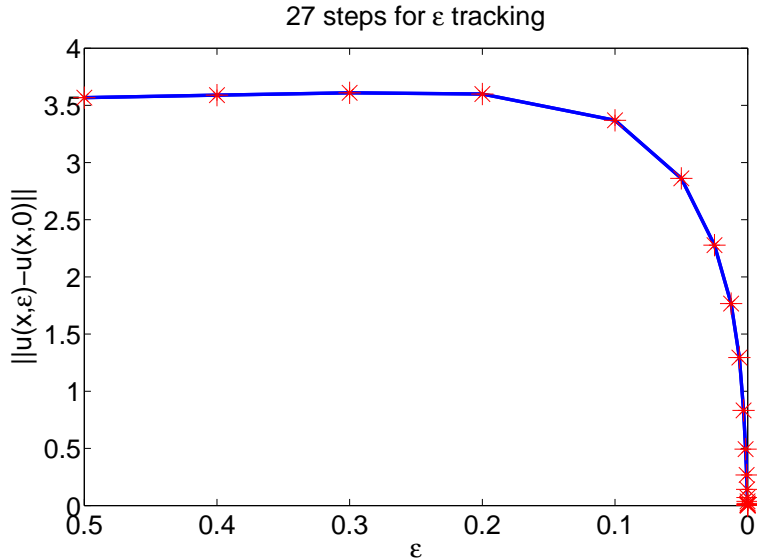


Figure 6: Convergence of nozzle flow problem with 100 grid points. The maximum stepsize is 1/10.

### 4.3 Two-dimensional scalar problem

Consider the steady state problem for the two-dimensional Burgers equation with a source term

$$u_t + \left( \frac{1}{\sqrt{2}} \frac{u^2}{2} \right)_x + \left( \frac{1}{\sqrt{2}} \frac{u^2}{2} \right)_y = \sin \left( \frac{x+y}{\sqrt{2}} \right) \cos \left( \frac{x+y}{\sqrt{2}} \right),$$

$$(x, y) \in \left[ 0, \frac{\pi}{\sqrt{2}} \right] \times \left[ 0, \frac{\pi}{\sqrt{2}} \right]$$

with initial conditions

$$u(x, y, 0) = \beta \sin \left( \frac{x+y}{\sqrt{2}} \right).$$

The boundary conditions are taken to satisfy the exact solution of the steady state problem. The one-dimensional problem in Example 4.1.1 arises along the northeast-southwest diagonal line. For this example we take  $\beta = 1.5$ , which gives a smooth steady state solution  $u(x, y, \infty) = \sin \left( \frac{x+y}{\sqrt{2}} \right)$ . The numerical results shown in Table 4 clearly show that third order accuracy is achieved. Figure 7 displays information regarding  $\beta = 2$  and  $\beta = 0.5$ . In particular, this shows that the correct shock location is obtained in 14 steps for  $\beta = 0.5$ .

Table 4: Errors and numerical orders of accuracy with WENO3 scheme for Example 4.3 with  $N \times N$  points

$N \times N$	$L^1$ error	Order	$L^\infty$ error	Order	computing time	
					homotopy	time marching
$20 \times 20$	3.49e-3	–	8.69e-3	–	1.13s	5.37s
$40 \times 40$	4.95e-4	2.31	1.32e-3	2.72	4.32s	18.04s
$80 \times 80$	6.33e-5	2.97	2.74e-4	2.92	21.58s	100.25s
$160 \times 160$	7.62e-5	3.05	3.49e-5	2.97	103.40s	948.68s

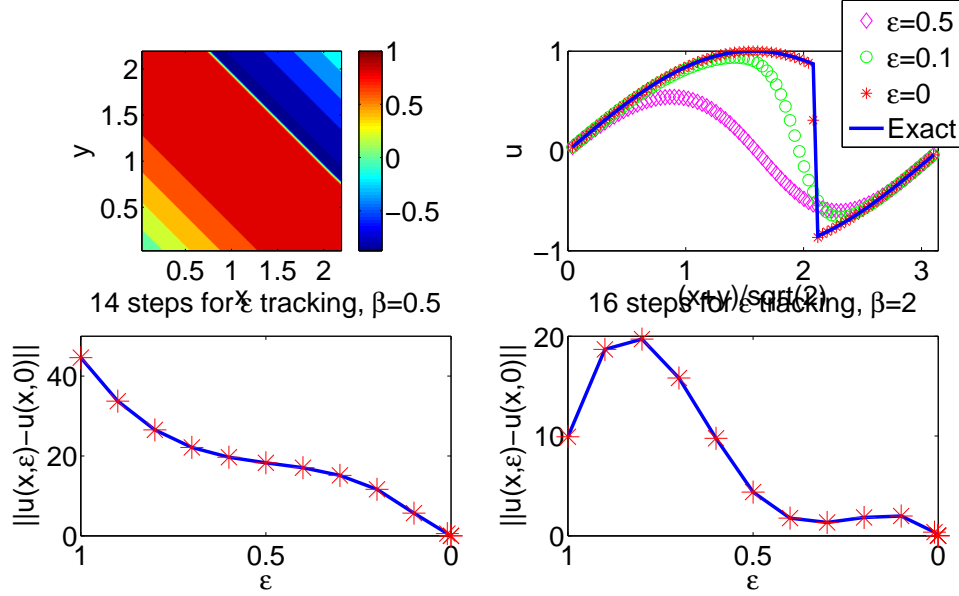


Figure 7: Example 4.3 with  $80 \times 80$  grid points. Top left: contour plot of solution for  $\beta = 0.5$ ; Top right: the numerical solutions with different  $\epsilon$  versus the exact solution along the cross section through the northeast to southwest diagonal for  $\beta = 0.5$ ; Bottom: the convergence of solutions for  $\beta = 0.5$  and  $\beta = 2$  respectively.

## 4.4 Two-dimensional systems

### 4.4.1 Cauchy–Riemann problem

We consider the Cauchy-Riemann problem

$$\frac{\partial W}{\partial t} + A \frac{\partial W}{\partial x} + B \frac{\partial W}{\partial y} = 0, \quad (x, y) \in [-2, 2] \times [-2, 2], \quad t > 0, \quad (4.15)$$



where

$$A = \begin{pmatrix} 1 & 0 \\ 0 & -1 \end{pmatrix} \text{ and } B = \begin{pmatrix} 0 & 1 \\ 1 & 0 \end{pmatrix}$$

with the following Riemann data  $W = (u, v)^T$ :

$$u = \begin{cases} 1 & \text{if } x > 0 \text{ and } y > 0, \\ -1 & \text{if } x < 0 \text{ and } y > 0, \\ -1 & \text{if } x > 0 \text{ and } y < 0, \\ 1 & \text{if } x < 0 \text{ and } y < 0, \end{cases} \text{ and } v = \begin{cases} 1 & \text{if } x > 0 \text{ and } y > 0, \\ -1 & \text{if } x < 0 \text{ and } y > 0, \\ -1 & \text{if } x > 0 \text{ and } y < 0, \\ 2 & \text{if } x < 0 \text{ and } y < 0. \end{cases}$$

The solution is self-similar and therefore we can simplify the problem. For  $W(x, y, t) = \widetilde{W}(\frac{x}{t}, \frac{y}{t})$ , (4.15) can be rewritten as

$$\frac{\partial}{\partial \xi} [(-\xi I + A)\widetilde{W}] + \frac{\partial}{\partial \eta} [(-\eta I + B)\widetilde{W}] = -2\widetilde{W}, \quad (4.16)$$

where  $\xi = \frac{x}{t}$  and  $\eta = \frac{y}{t}$ . We consider the system (4.16) as a steady state system and with time  $t = 1$ . The the shock location of the Riemann data is propagated from the origin to  $(1, 1)$  and  $(-1, 1)$  for  $u$  and  $v$ , respectively. The boundary conditions are given by the Riemann data after the shift of the shock location. The numerical results are shown in Figure 8 and Figure 9.

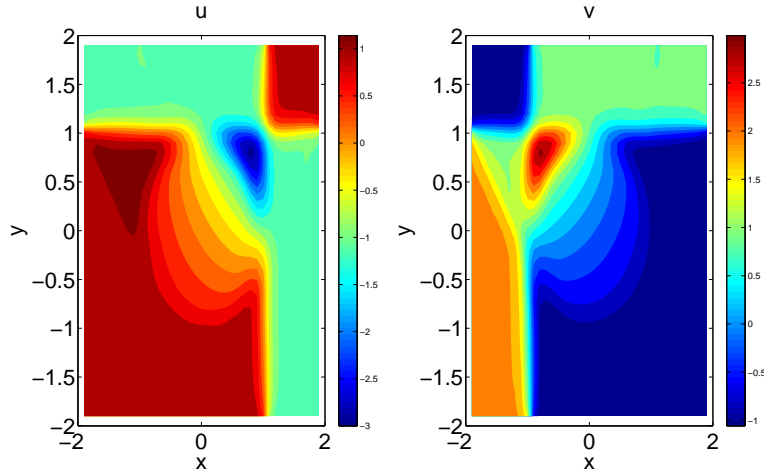


Figure 8: Cauchy-Riemann problem with  $50 \times 50$  grid points.

#### 4.4.2 Two-dimensional Euler equations

Our last example is a regular shock reflection problem of the steady state solution of the two-dimensional Euler equations:

$$\mathbf{u}_t + (f(\mathbf{u}))_x + (g(\mathbf{u}))_y = 0, \quad (x, y) \in [0, 4] \times [0, 1], \quad (4.17)$$

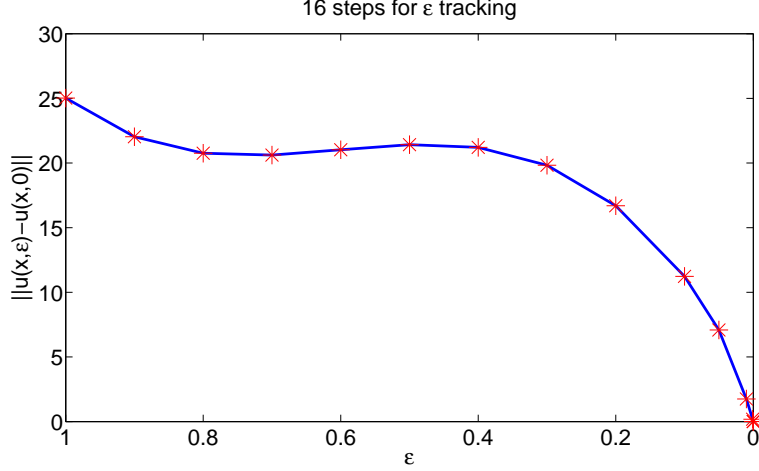


Figure 9: Convergence of example 4.4.1. The maximum stepsize is 1/10.

where  $\mathbf{u} = (\rho, \rho u, \rho v, E)^T$ ,  $f(\mathbf{u}) = (\rho u, \rho u^2 + p, \rho uv, u(E + p))^T$ , and  $g(\mathbf{u}) = (\rho v, \rho uv, \rho v^2 + p, v(E + p))^T$ . Here  $\rho$  is the density,  $(u, v)$  is the velocity,  $E$  is the total energy and  $p = (\gamma - 1)(E - \frac{1}{2}(\rho u^2 + \rho v^2))$  is the pressure. The constant  $\gamma$  is the gas constant which is taken as 1.4 in our numerical tests.

The initial conditions are

$$(\rho, u, v, p) = (1.69997, 2.61934, -0.50632, 1.52819) \text{ on } y = 1,$$

$$(\rho, u, v, p) = \left(1, 2.9, 0, \frac{1}{\gamma}\right) \text{ otherwise}$$

with boundary conditions

$$(\rho, u, v, p) = (1.69997, 2.61934, -0.50632, 1.52819) \text{ on } y = 1,$$

and reflective boundary condition on  $y = 0$ . The left boundary at  $x = 0$  is set as an inflow with  $(\rho, u, v, p) = (1, 2.9, 0, \frac{1}{\gamma})$ , and the right boundary at  $x = 4$  is set to be an outflow with no boundary conditions prescribed. The numerical solutions obtained using the homotopy method with the WENO third order scheme are displayed in Figure 10. It can be clearly seen that the incident and reflected shocks are well-resolved. Figure 11 shows the convergence of the solution.

## 5 Conclusion

In this article, we have designed a homotopy approach based on WENO finite difference schemes for computing steady state solutions of conservation laws in

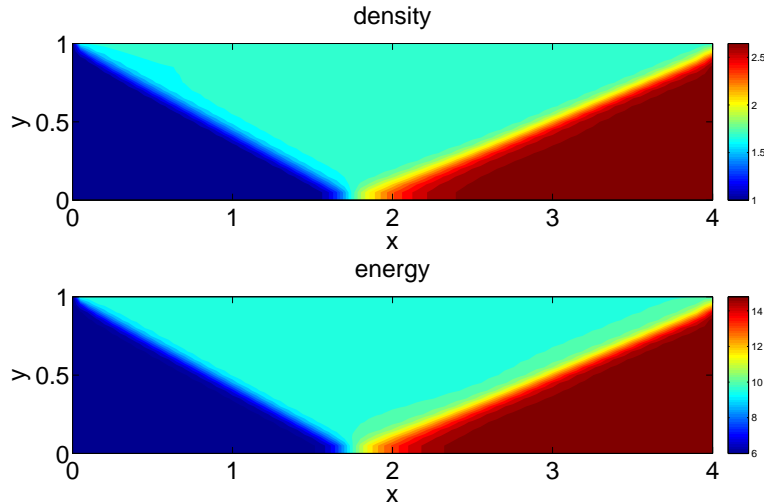


Figure 10: Shock reflection for the density and the energy respectively with  $100 \times 25$  grid points.

one and two dimensional spaces. The homotopy continuation method is often computationally less expensive and very useful to handle systems with multiple steady states. Moreover, this homotopy method is free of CFL condition constraint. Using the above proposed algorithm as a beginning step, generalization of the technique to three-dimensional problems and utilizing discontinuous Galerkin (DG) methods are straightforward and will be carried out in the future.

## References

- [1] D.J. BATES, J.D. HAUENSTEIN, A.J. SOMMESE, AND C.W. WAMPLER, Bertini: Software for Numerical Algebraic Geometry, Available at [www.nd.edu/~sommese/bertini](http://www.nd.edu/~sommese/bertini)
- [2] D.J. BATES, J.D. HAUENSTEIN, A.J. SOMMESE, AND C.W. WAMPLER, Adaptive multiprecision path tracking, *SIAM Journal on Numerical Anal.*, Vol 46, pp. 722–746, (2008).
- [3] D.J. BATES, J.D. HAUENSTEIN, A.J. SOMMESE, AND C.W. WAMPLER, Stepsize control for adaptive multiprecision path tracking, *Contemporary Mathematics*, Vol. 496, pp. 21–31, (2009).
- [4] C.-S. CHOU AND C.-W. SHU, High order residual distribution conservative finite difference weno schemes for steady state problems on non-smooth meshes, *Journal of Computational Physics*, Vol. 214, pp. 698–724, (2006).

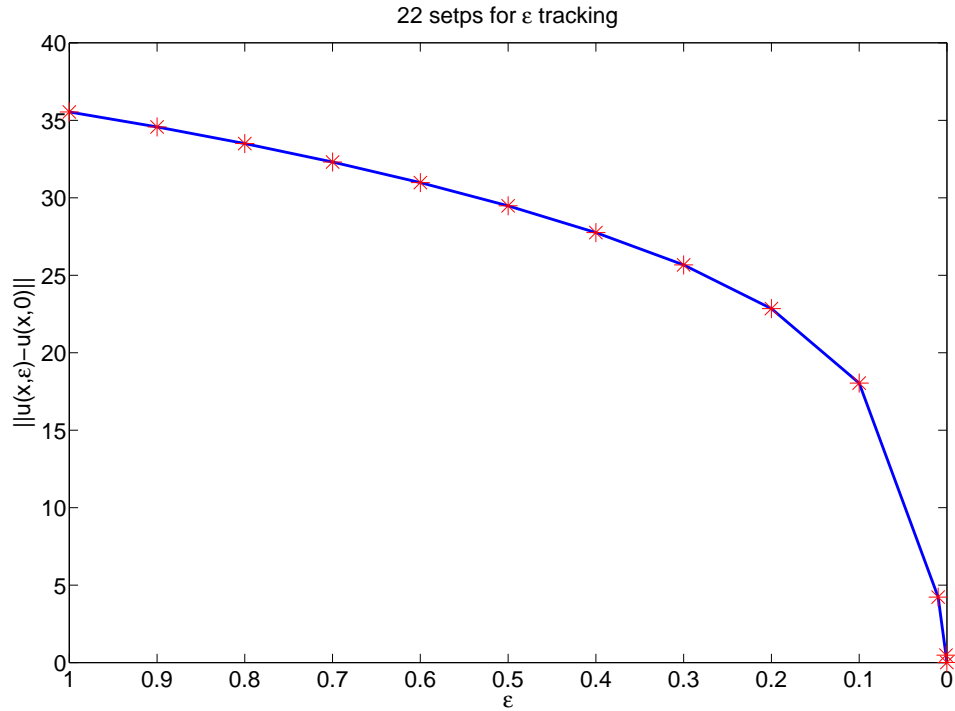


Figure 11: Convergence of example 4.4.2. The maximum stepsize is  $1/10$ .

- [5] P. EMBID, J. GOODMAN AND A. MAJDA, Multiple steady states for 1-D transonic flow, *SIAM Journal on Scientific and Statistical Computing*, Vol. 5, pp. 21–41, (1984).
- [6] W. HAO, J. D. HAUENSTEIN, B. HU AND A. J. SOMMESE, A domain decomposition algorithm for computing multiple steady states of differential equations, *Submitted*, (2011).
- [7] W. HAO, J. D. HAUENSTEIN, B. HU, Y. LIU, A. J. SOMMESE AND Y.-T. ZHANG, Multiple stable steady states of a reaction-diffusion model on zebrafish dorsal-ventral patterning, *Discrete and Continuous Dynamical Systems - Series S*, Vol. 4, pp. 1413-1428, (2011).
- [8] W. HAO, J. D. HAUENSTEIN, B. HU, Y. LIU, A. J. SOMMESE AND Y.-T. ZHANG, Continuation along bifurcation branches for a tumor model with a necrotic core, *Journal of Scientific Computing*, to appear, (2012).
- [9] C. HU AND C.-W. SHU, Weighted essentially non-oscillatory schemes on triangular meshes, *Journal of Computational Physics*, Vol. 150, pp.97–127, (1999).

- [10] G.H. HU, R. LI AND T. TANG, A robust high-order residual distribution type scheme for steady Euler equations on unstructured grids, *Journal of Computational Physics*, Vol. 229, pp. 1681–1697, (2010).
- [11] G.H. HU, R. LI AND T. TANG, A robust WENO type finite volume solver for steady Euler equations on unstructured grids, *Commun. Comput. Phys.*, Vol. 9, pp. 627–648, (2011).
- [12] F. IACONO, G. MAY AND Z.J. WANG, Relaxation Techniques for High-Order Discretizations of Steady Compressible Inviscid Flows, *40th AIAA Fluid Dynamics Conference, Chicago, Illinois*, AIAA pp. 2010-4991, (2010).
- [13] R. LI, X. WANG AND W. B. ZHAO, A multigrid block lower-upper symmetric Gauss-Seidel algorithm for steady Euler equation on unstructured grids, *Numer. Math. Theor. Meth. Appl.*, Vol. 1, pp. 92–112, (2008).
- [14] G.-S. JIANG AND C.-W. SHU, Efficient implementation of weighted ENO schemes, *Journal of Computational Physics*, Vol. 126, pp. 202–228, (1996).
- [15] T.Y. LI, Numerical Solution of Polynomial Systems by Homotopy Continuation Methods in *Handbook of Numerical Analysis, Volume XI, Special Volume: Foundations of Computational Mathematics*, F. Cucker, ed., North-Holland, pp. 209–304, (2003).
- [16] X.-D. LIU, S. OSHER AND T. CHAN, Weighted essentially non-oscillatory schemes, *Journal of Computational Physics*, Vol. 115, pp. 200–212, (1994).
- [17] A.P. MORGAN, A.J. SOMMESE, AND C.W. WAMPLER, Computing singular solutions to nonlinear analytic systems, *Numer. Math.*, Vol. 58(7), pp. 669–684, (1991).
- [18] A.P. MORGAN, A.J. SOMMESE, AND C.W. WAMPLER, Computing singular solutions to polynomial systems, *Adv. in Appl. Math.*, Vol. 13(3), pp. 305–327, (1992).
- [19] A.P. MORGAN, A.J. SOMMESE, AND C.W. WAMPLER, A power series method for computing singular solutions to nonlinear analytic systems, *Numer. Math.*, Vol. 63(3), pp. 391–409, (1992).
- [20] C.-W. SHU, ESSENTIALLY NON-OSCILLATORY AND WEIGHTED ESSENTIALLY NON-OSCILLATORY SCHEMES FOR HYPERBOLIC CONSERVATION LAWS, in *Advanced Numerical Approximation of Nonlinear Hyperbolic Equations*, B. Cockburn, C. Johnson, C.-W. Shu and E. Tadmor (Editor: A. Quarteroni), Lecture Notes in Mathematics, Vol. 1697, Springer, pp.325–432, (1998).
- [21] C.-W. SHU, HIGH ORDER ENO AND WENO SCHEMES FOR COMPUTATIONAL FLUID DYNAMICS, in *High-Order Methods for Computational Physics*, T.J. Barth and H. Deconinck, editors, Lecture Notes in Computational Science and Engineering, Vol. 9, Springer, pp. 439–582, (1999).

- [22] A.J. SOMMESE AND C.W. WAMPLER, Numerical Solution of Systems of Polynomials Arising in Engineering and Science, *World Scientific, Singapore*, (2005).
- [23] M.D. SALAS, S. ABARBANEL AND D. GOTTLIEB, Multiple steady states for characteristic initial value problems, *Applied Numerical Mathematics*, Vol. 2, pp. 193–210, (1986).
- [24] J. VERSCHELDE, Algorithm 795: PHCpack: A general-purpose solver for polynomial systems by homotopy continuation, *ACM T. Math. Software*, Vol 2, pp. 251–276, (1999).
- [25] C.W. WAMPLER AND A.J. SOMMESE, Numerical Algebraic Geometry and Algebraic Kinematics, *Acta Numerica*, Vol. 20, pp. 469–567, (2011).
- [26] L. T. WATSON, M. SOSONKINA, R. C. MELVILLE, A. P. MORGAN, AND H. F. WALKER, Algorithm 777: HOMPAC90: A suite of Fortran 90 codes for globally convergent homotopy algorithms, *ACM T. Math. Software*, Vol. 23, pp. 514–549, (1997).
- [27] S. ZHANG AND C.-W. SHU, A new smoothness indicator for the WENO schemes and its effect on the convergence to steady state solutions, *Journal of Scientific Computing*, Vol. 31, pp.273–305, (2007).
- [28] Y.-T. ZHANG AND C.-W. SHU, Third order WENO schemes on three dimensional tetrahedral meshes, *Communications in Computational Physics*, Vol. 5, pp. 836–848, (2009).