

Navy Energy Program

Ms. Tracey B. Moriarty
Director, Outreach and Information
OPNAV N45

May 2011

Report Documentation Page

Form Approved
OMB No. 0704-0188

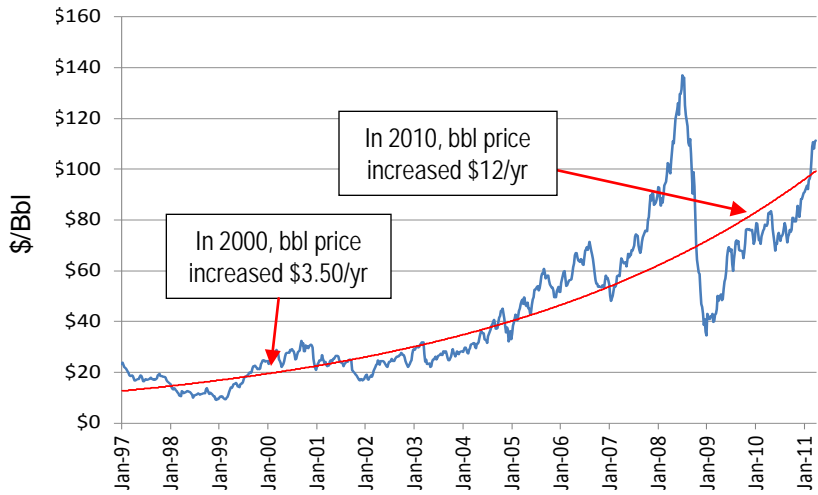
Public reporting burden for the collection of information is estimated to average 1 hour per response, including the time for reviewing instructions, searching existing data sources, gathering and maintaining the data needed, and completing and reviewing the collection of information. Send comments regarding this burden estimate or any other aspect of this collection of information, including suggestions for reducing this burden, to Washington Headquarters Services, Directorate for Information Operations and Reports, 1215 Jefferson Davis Highway, Suite 1204, Arlington VA 22202-4302. Respondents should be aware that notwithstanding any other provision of law, no person shall be subject to a penalty for failing to comply with a collection of information if it does not display a currently valid OMB control number.

1. REPORT DATE MAY 2011		2. REPORT TYPE		3. DATES COVERED 00-00-2011 to 00-00-2011	
4. TITLE AND SUBTITLE Navy Energy Program				5a. CONTRACT NUMBER	
				5b. GRANT NUMBER	
				5c. PROGRAM ELEMENT NUMBER	
6. AUTHOR(S)				5d. PROJECT NUMBER	
				5e. TASK NUMBER	
				5f. WORK UNIT NUMBER	
7. PERFORMING ORGANIZATION NAME(S) AND ADDRESS(ES) Chief of Naval Operations ,OPNAV N45,2000 Navy Pentagon,Washington,DC,20350-2000				8. PERFORMING ORGANIZATION REPORT NUMBER	
9. SPONSORING/MONITORING AGENCY NAME(S) AND ADDRESS(ES)				10. SPONSOR/MONITOR'S ACRONYM(S)	
				11. SPONSOR/MONITOR'S REPORT NUMBER(S)	
12. DISTRIBUTION/AVAILABILITY STATEMENT Approved for public release; distribution unlimited					
13. SUPPLEMENTARY NOTES Presented at the NDIA Environment, Energy Security & Sustainability (E2S2) Symposium & Exhibition held 9-12 May 2011 in New Orleans, LA.					
14. ABSTRACT					
15. SUBJECT TERMS					
16. SECURITY CLASSIFICATION OF:			17. LIMITATION OF ABSTRACT Same as Report (SAR)	18. NUMBER OF PAGES 26	19a. NAME OF RESPONSIBLE PERSON
a. REPORT unclassified	b. ABSTRACT unclassified	c. THIS PAGE unclassified			

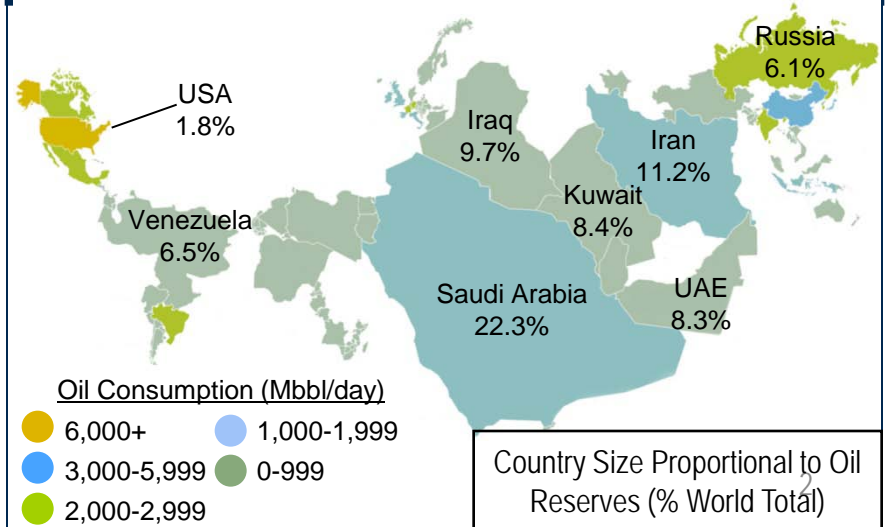


Resource Challenge: Petroleum

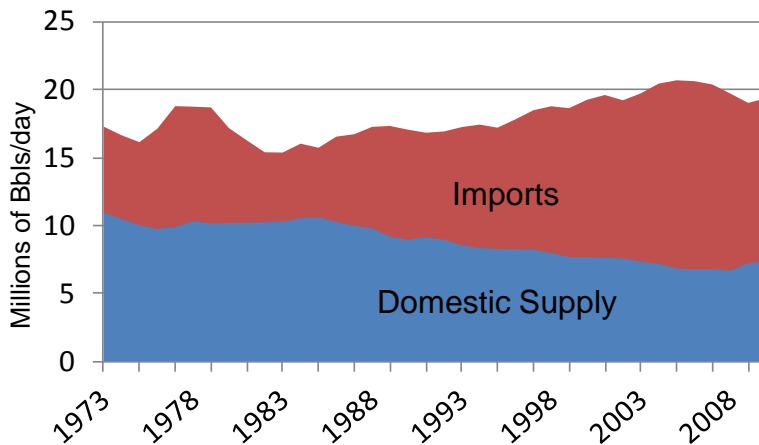
Price Volatility



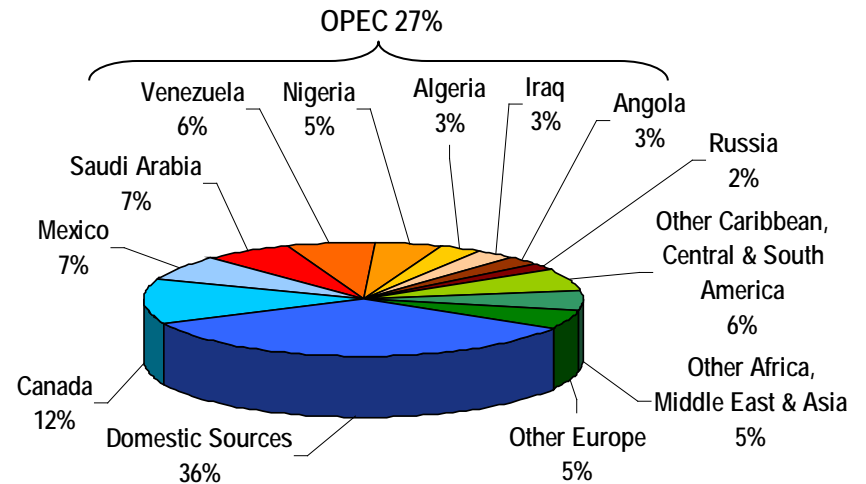
Distribution of Oil Reserves



US Crude Oil Supply Trend



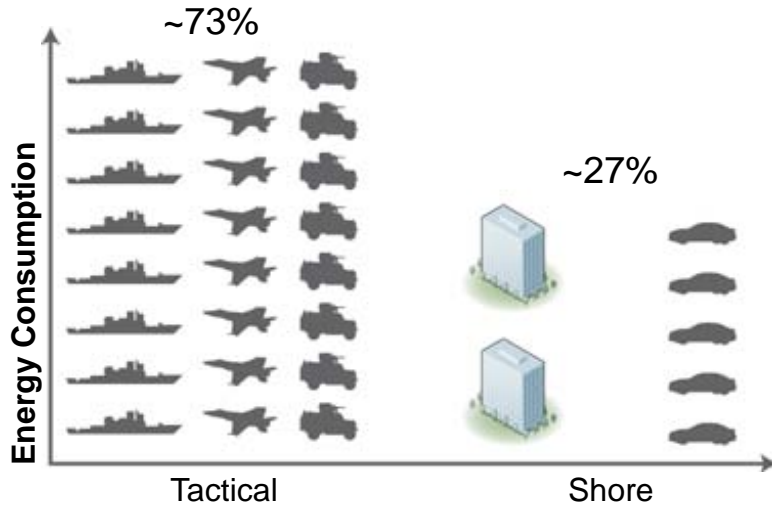
U.S. Petroleum Supply (Avg. of 2006-2009)



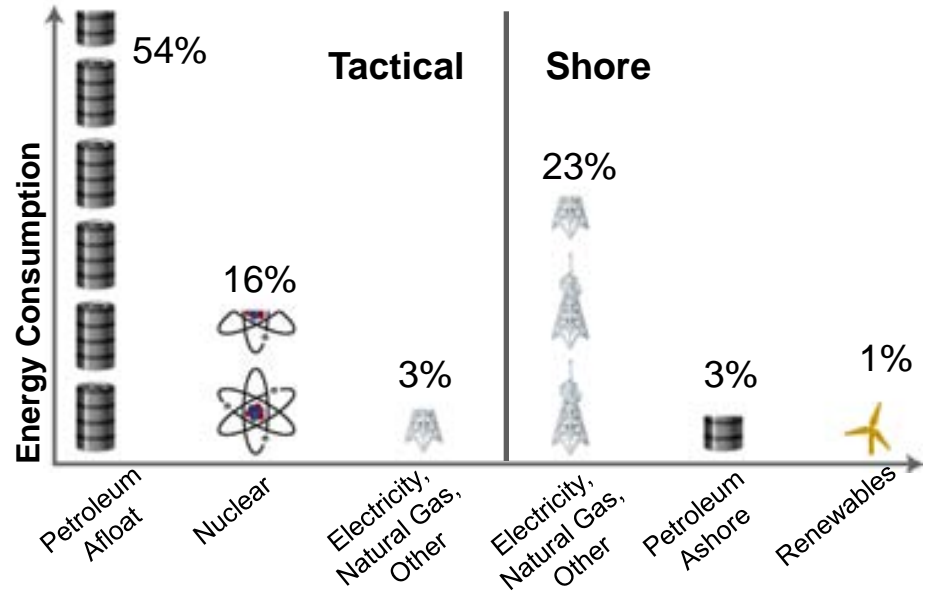


Navy Energy Profile

Overall Energy Consumption




Overall Energy Sources



Navy Petroleum Consumption in Perspective

U.S. Petroleum Consumption

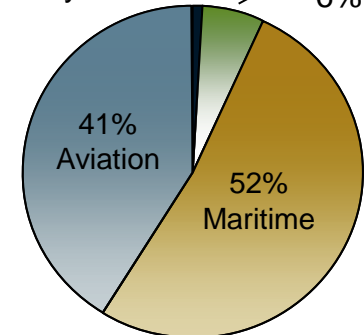


U.S. Gov't
(2% of U.S.)



1% Expeditionary

6% Shore



Total: 29 M bbls in FY08



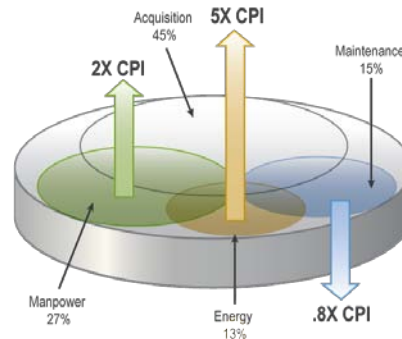
Navy Strategic Energy Objectives: Primary Focus

Improve Platform Performance



Reduce Costs


Surface Combatant Total Ownership Cost (1991-2009)




Since 1991

- CPI increased 59%
- Manpower costs increased 114%
- Energy costs increased 292%

Ensure Energy Security




Green the Footprint





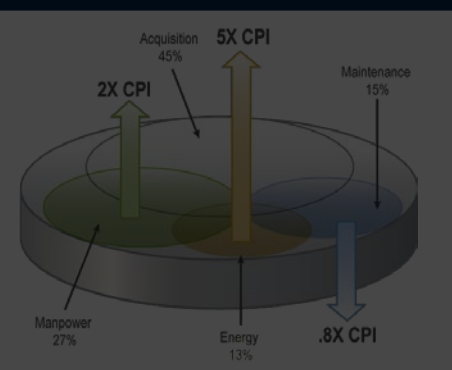
Navy Strategic Energy Objectives: Collateral Benefit

Improve Platform Performance



Reduce Costs


Surface Combatant Total Ownership Cost (1991-2009)



Since 1991

- CPI increased 59%
- Manpower costs increased 114%
- Energy costs increased 292%

Ensure Energy Security



Green the Footprint





SECNAV Energy Goals



50% Alternative Energy
by 2020



Sail the Great Green Fleet



2012 Green Strike Group Demo
2016 Great Green Fleet Sail



50% Net Zero Installations
by 2020



50% Less Petroleum in
Commercial Vehicles by 2015



Energy Efficient Acquisition



Shore Energy Approach

Energy Efficiency First



- Recapitalize our existing infrastructure with energy-efficient systems
- All new construction and major renovation projects must meet LEED Silver standards
 - Energy savings
 - Water efficiency
 - CO₂ emissions reduction
 - Resources stewardship
 - Environmental impact

Navy Culture and Behavior



- Link energy consumption to behavior
- Increased awareness and accountability at individual, command & functional levels
- Energy Audits – base and building level assessments
- Energy Managers
- Advanced Metering Infrastructure and other enabling systems

Integrate Technology



- Watch maturing technology and invest when/where viable (Solar, Wind)
- Partner to develop needed technology with other government organizations or industry (SmartGrid)
- Lead the development of mission critical technologies (Ocean energy for island base)



Maritime & Aviation Efficiency Initiatives



Efficient Ship Systems
Example: Solid State Lighting



Improved Hydrodynamics
Example: Stern Flaps and Hull Coatings



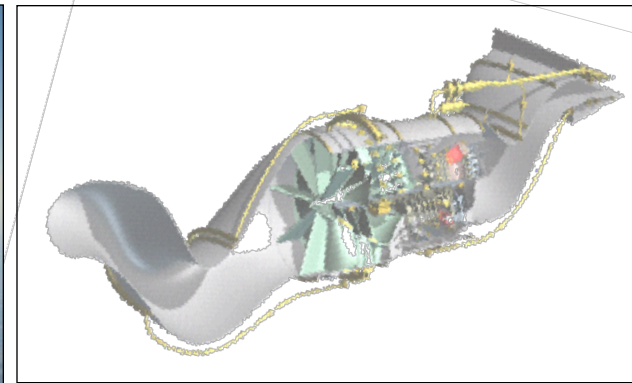
DDG-51 Hybrid Electric Drive
Test Platform: USS TRUXTUN



Operations & Policy
Example: Air Energy Conservation Program



Research & Development
Example: Engine Modifications



Science & Technology
Example: Variable Cycle Engine

Enhance capability by enabling fuel savings and expanding tactical reach

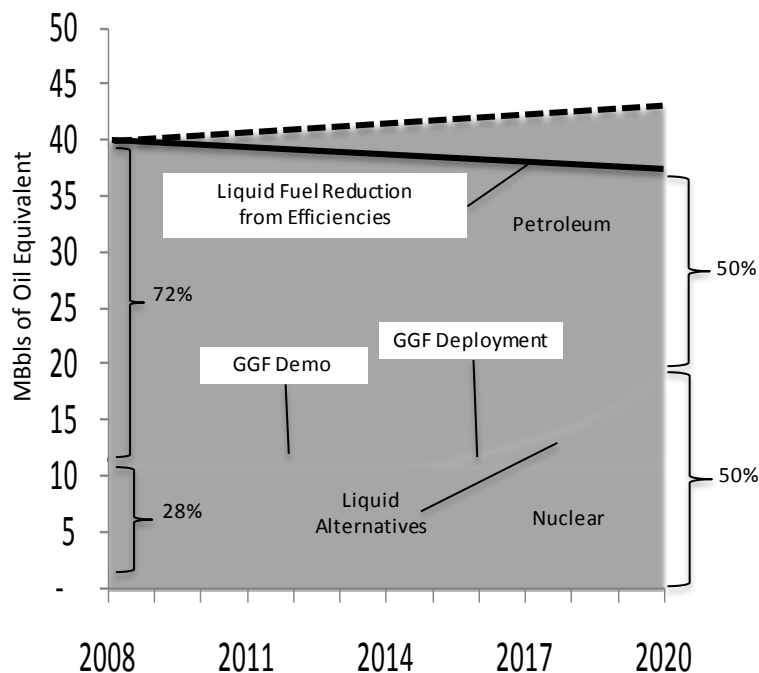


Alternative Fuels for Tactical Platforms

Why Next Generation?

- 1st-Gen biofuels unacceptable for tactical systems
 - Fuel degrades rapidly in storage
 - Lower energy density
- Focused on hydrotreated renewable jet fuel and diesel (HRJ and HRD)

Achieving 50% Alternatives Afloat

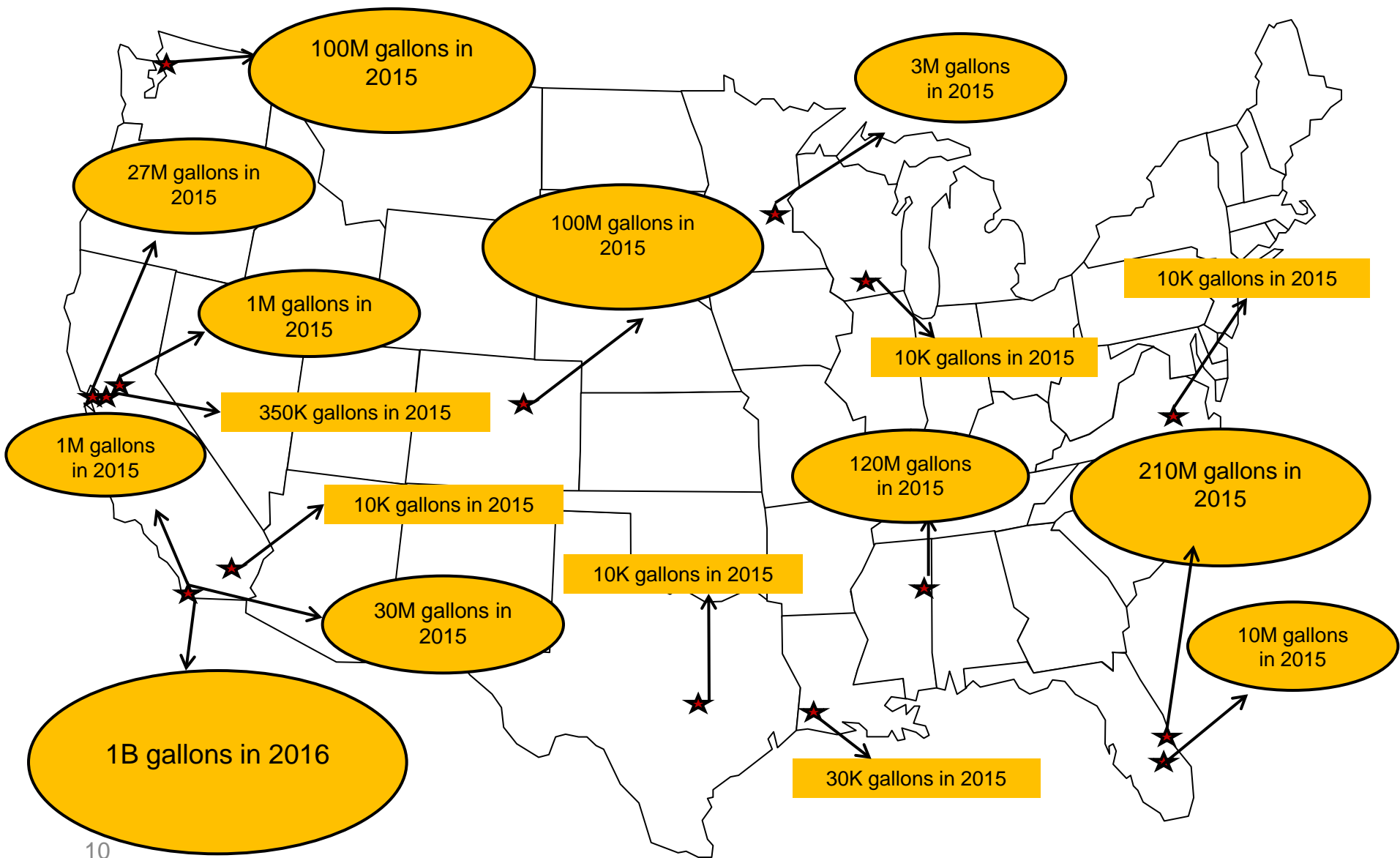


Alternative Fuel Requirements

- Drop-in compatibility with existing platforms, equipment, and infrastructure
- Quantity availability
 - 2012 Demo – 8K Bbls
 - 2016 Sail – 80K Bbls
 - 2020 50% Alternatives – 8M Bbls
- Price competitive with fossil fuel
- GHG compliant
 - EISA 2007 Sec. 526
- Sustainable
 - Minimize effect of feedstock inputs such as land, water, and fertilizer



Biofuel Companies of Interest





Test and Certification Milestones

COMPLETE



F/A-18 Super Hornet
April 2010



RCB-X
October 2010



MH-60S Seahawk
November 2010



Allison 501k G/T Generator
January 2011

UPCOMING



V-22 Osprey
Late Summer 2011



AV-8B Harrier II
Late Summer 2011



EA-6B Prowler
Late Summer 2011



Self Defense Test Ship (SDTS)
Early 2012

Engineering the fuel not the platform



Green Fleet Initiative

Fleet Composition



2012 Green Strike Group

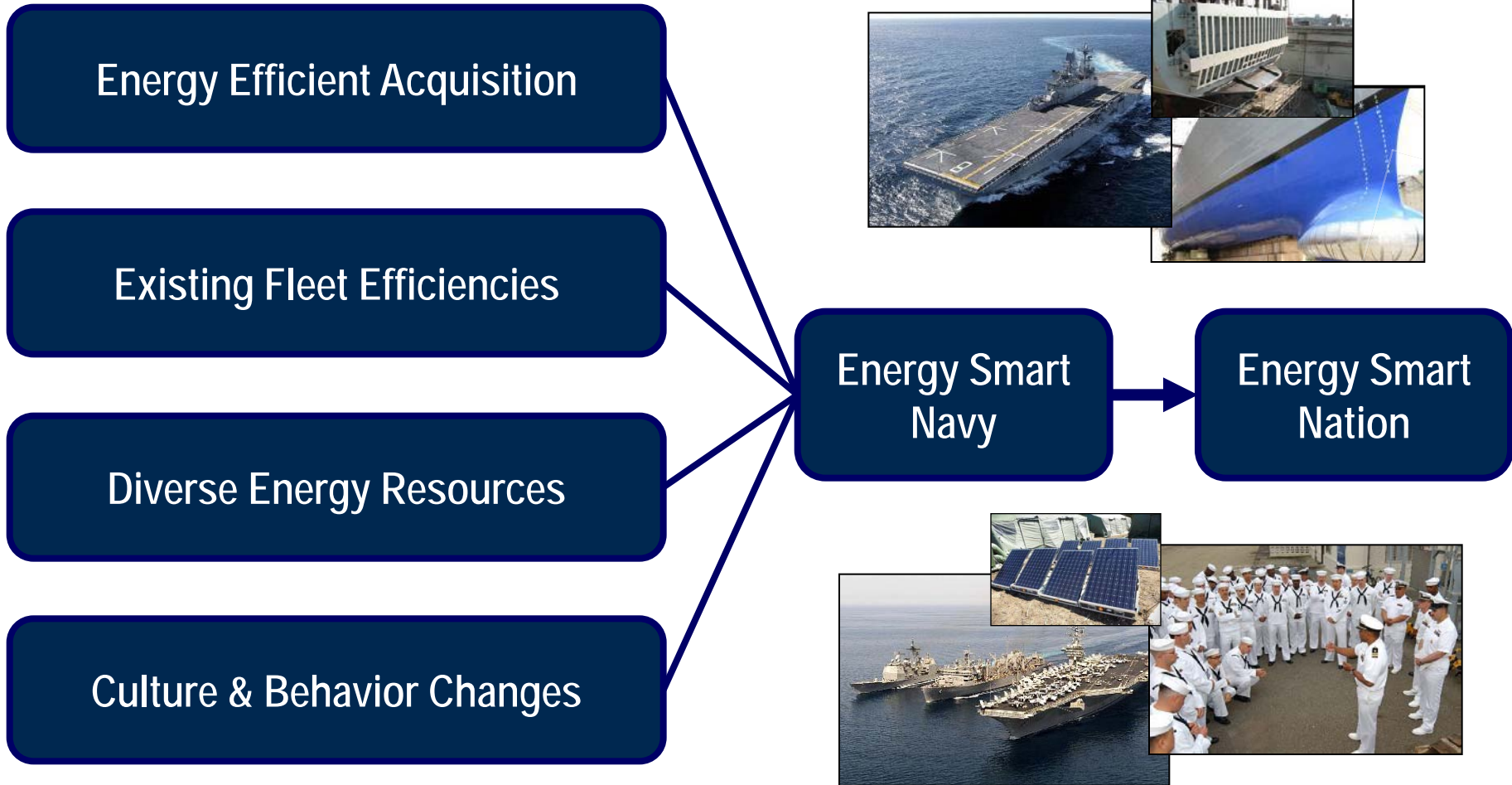
- All ships and aircraft in demo group certified to run on 50/50 biofuel blend
- One destroyer will contain full load out of 50/50 biofuel or fuel will be split among CG/DDG
- Carrier will contain one tank of 50/50 aircraft biofuel
- CSG will feature fuel saving technologies, e.g. GT improvements, solid state lighting
- CSG will conduct exercise in local operations

2016 Great Green Fleet (GGF)

- Each ship will contain full load out of 50/50 biofuel
- Carrier will contain full load out of 50/50 aircraft biofuel
- GGF will include at least one Destroyer featuring Hybrid Electric Drive
- CSG will feature additional fuel saving technologies
- CSG will go on deployment



An Energy Smart Navy



Being "energy smart" – requires a Spartan mindset to ensure mission accomplishment... in perpetuity.



Recent Energy Successes



China Lake Geothermal Power Plant, 270 MW



Shipboard Incentivized Energy Conservation Program (i-ENCON)



Guantanamo Bay Wind Farm



Aviation Training Simulators



San Diego Solar PV



Questions?


For More Information:

Check out our Energy, Environment and Climate Change website at

www.greenfleet.dodlive.mil

You can 'Like' Task Force Energy on facebook at

www.facebook.com/navalenergy





Backup

“Two types of choices seem to me to have been crucial in tipping their outcomes towards success or failure: long-term planning, and willingness to reconsider core values.”

– Jared Diamond, Collapse: How Societies Choose to Fail or Succeed





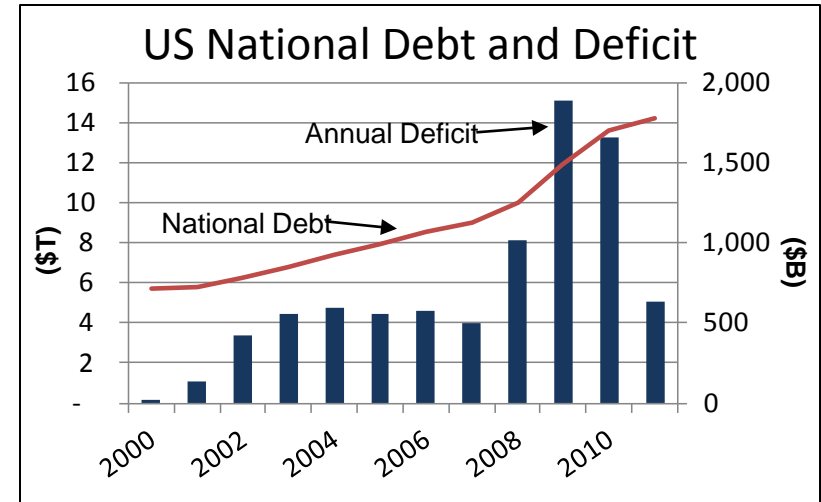
Challenges

Navy

- Energy Efficient Acquisition
- Bounding C5I Energy
- Culture Change – A Spartan Ethos

National

- Fiscal Pressures & Balance of Payments
- Energy Storage
- Cost Effective Alternative Scale-up






New Initiatives Afloat and Ashore

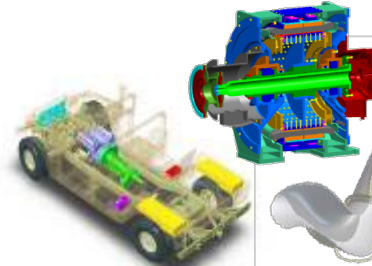
Alternatives *Assure Mobility*

Afloat



Efficiency

Expand Tactical Reach & Lighten the Load



Energy Security

Protect Critical Infrastructure

Ashore



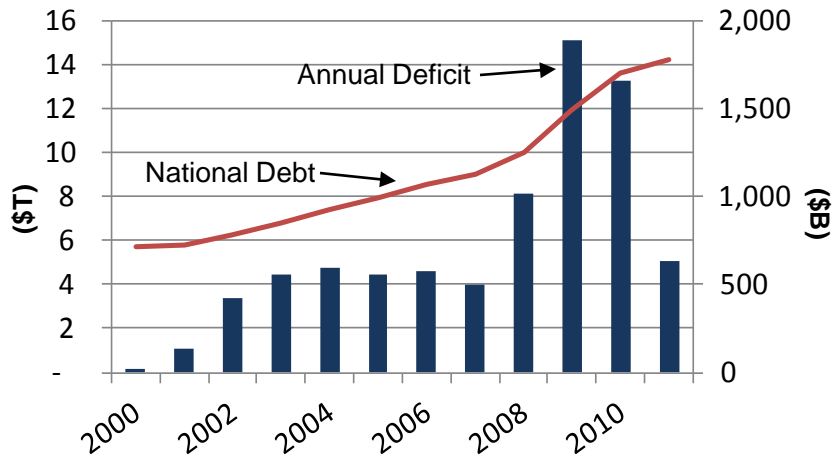
Energy Conservation





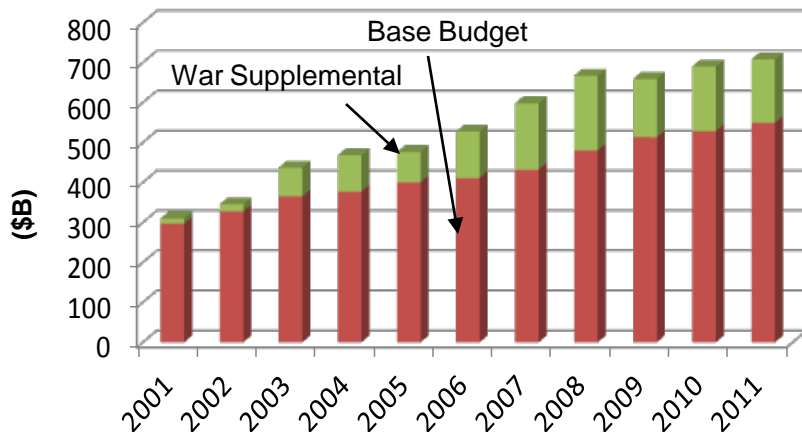
National Fiscal Realities

National Debt with Annual Deficit

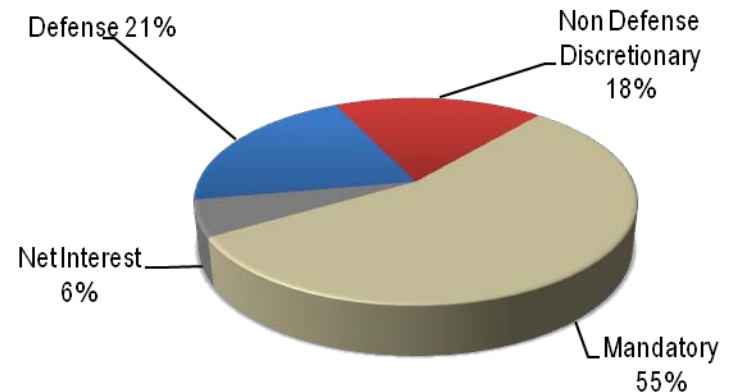


- Excessive deficit will impact all sectors of government to reduce national debt, military will not be exempt
 - Fiscal pressures for reduced spending playing out during current budgetary standoff
 - Reduced tax revenue from long-term recession exacerbates deficit with increased spending to aid economic recovery
- Defense Department targeted as increased spending for 2 wars more than doubled overall defense spending in 10 years
- Coupled with budgetary pressures are consistent increases in energy prices for Navy due to heavy reliance on fossil fuel

Defense Budget



FY12 National Budget Components





CNO Energy Goals



50% Reduction in Shore Energy Use by 2020

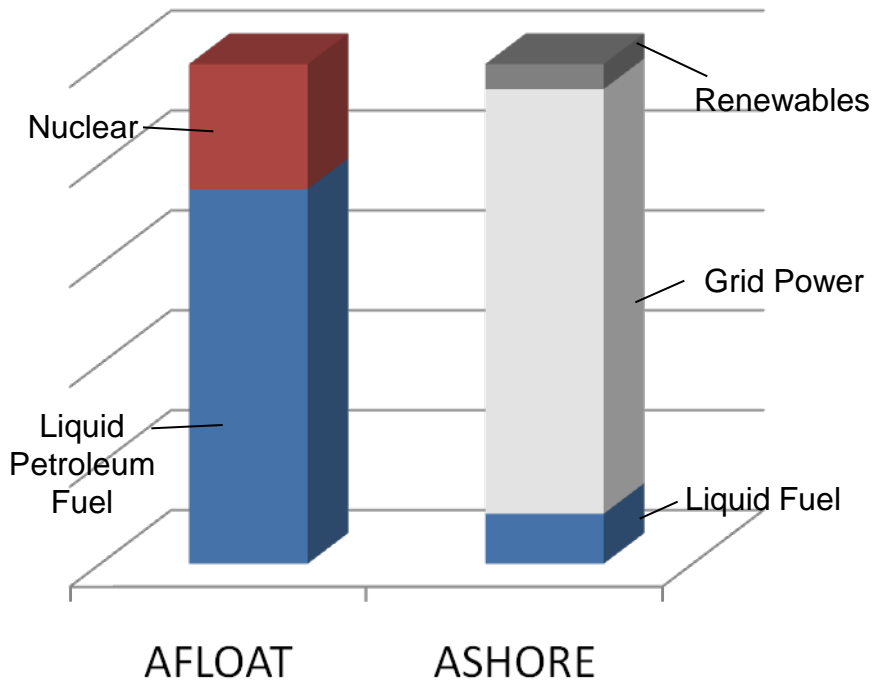


15% Reduction in Tactical Energy Use by 2020

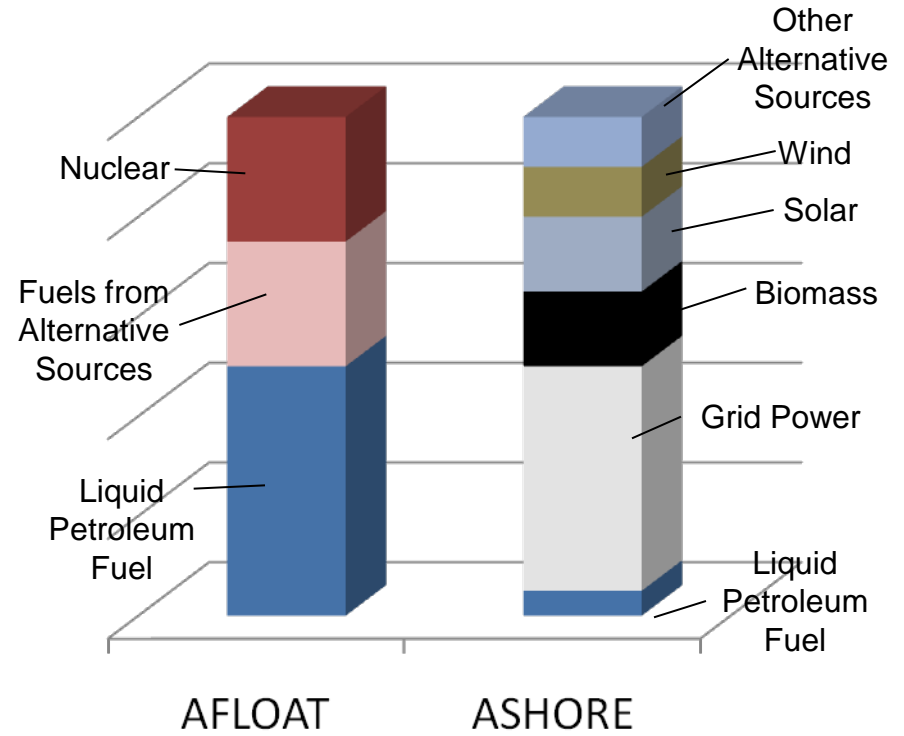


Alternatives – Diversifying the Fuel Mix

TODAY



TOMORROW



Greater diversity of energy sources in the future reduces risk of over-reliance on single sources of energy



EO 13514 Energy Related GHG Emission Reductions

Tactical vehicles and ships are exempt from EO 13514 emission reduction targets

Facilities & Non-Tactical Vehicles
27%

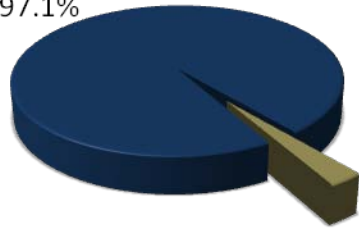
Navy Energy Use

Tactical
73%



FY 2010 Navy Total GHG Emissions

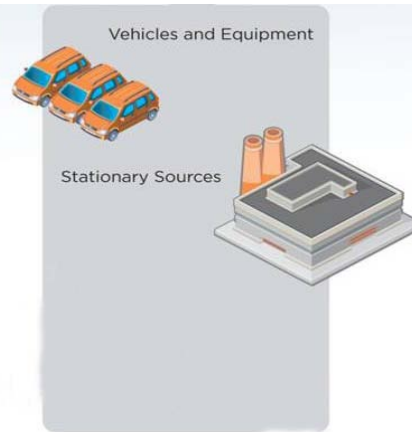
Energy
97.1%



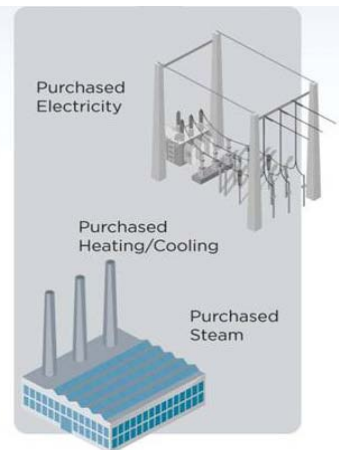
Other
2.9%

34% Reduction by 2020

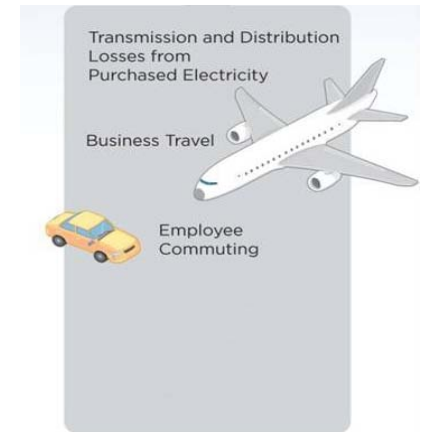
13.5% Reduction by 2020



SCOPE 1:
Greenhouse gas emissions from sources that are owned or controlled by a Federal agency.



SCOPE 2:
Greenhouse gas emissions resulting from the generation of electricity, heat, or steam purchased by a Federal agency.



SCOPE 3:
Greenhouse gas emissions from sources not owned or directly controlled by a Federal agency but related to agency activities.



Culture Change – Return to Our Roots

Training and Education

- Mandate accession training for officers and enlisted that includes energy awareness as a core element



Personnel Incentives

- Create Energy Subspecialty Codes for officers and enlisted



Unit Incentives

- Energy efficiency, conservation, and leadership recognized at unit level afloat and ashore



Energy Efficient Acquisition

- Incorporate energy in the Analysis of Alternatives



...A Spartan Warrior Ethos





Culture Change – Sample Initiatives

AFLOAT

- Development of Bridge Dashboard through ICAS
 - Provides actionable info for optimum system eff.
 - Focus on HVAC and gas turbine generators
 - Validate shore consumption in-port
- Portable Fuel Recovery / comp water treatment
 - Cost avoidance / eliminates waste stream
 - Payback after one use
 - Navy-wide application
- Expansion of Shipboard Energy Audits
- Efficiency Retrofits for Legacy Fleet

- Enabled by ICAS (Integrated Condition Assessment System)
- Software & hardware
- Identifies equipment in need of maintenance or replacement
- Permits review of hull, mechanical & electrical data



ASHORE

- Real Time Building Metering
 - Provides actionable data for BEMs
 - Alternate solution until AMI is fully operational
- Building Energy Managers (BEM)
 - Energy audit included in Zone Inspection checklist
 - Participate in monthly Regional meetings
- Utilities Efficiencies
 - Increase efficiency to central Low Air Pressure syst.
 - Business Case Audits to identify efficiency opps.

Status:

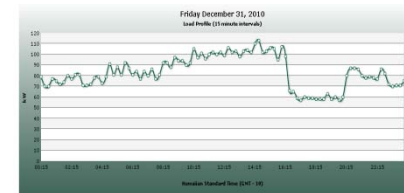
- Pilot completed at Pearl Harbor
- 15% energy savings potential identified

Way Ahead:

- Install remotely programmed t'stats
- Train BEMs to use data
- Implement metering on additional buildings



164 kW

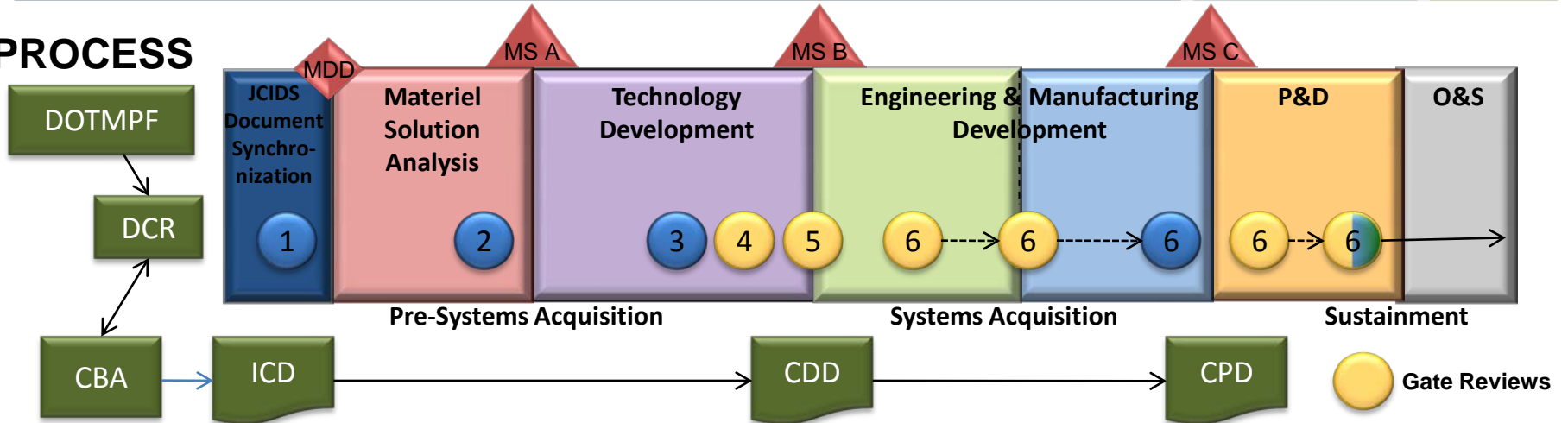


Fleet demonstrates a sea-shore integrated approach

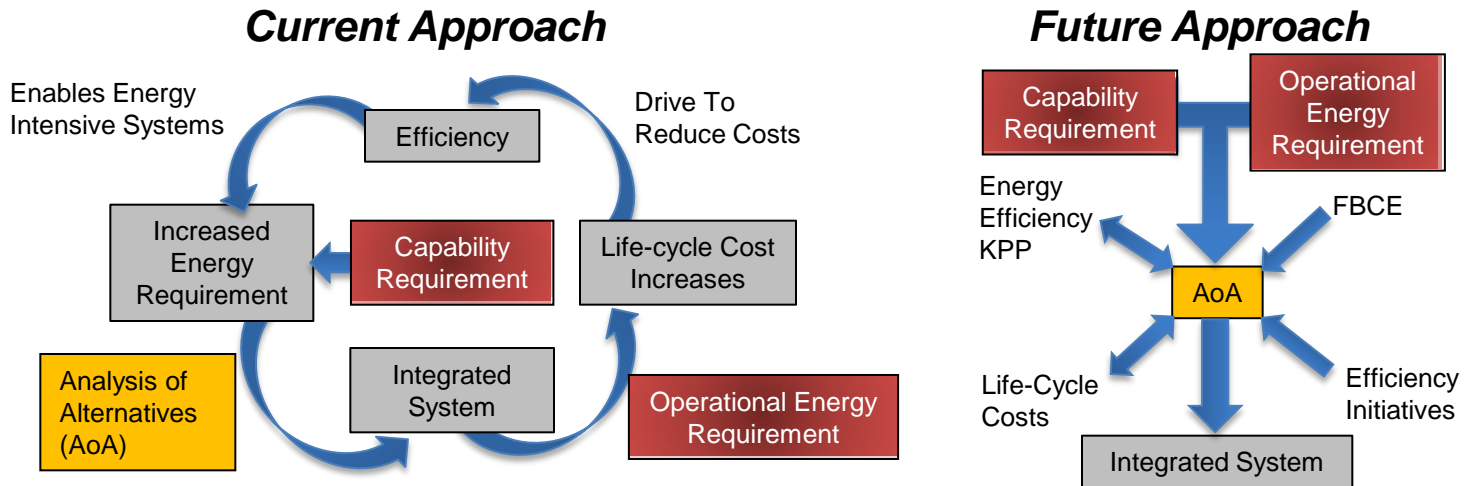


Energy Efficient Acquisition

PROCESS



PARADIGM



Considering Energy earlier and centering around AoA tradeoffs